

THE FEDERAL DEMOCRATIC REPUBLIC OF ETHIOPIA
CENTRAL STATISTICAL AUTHORITY

AGRICULTURAL SAMPLE SURVEY

2004 / 2005 (1997 E.C.)

(September 2004 – December 2005)

VOLUME III

REPORT ON

FARM MANAGEMENT PRACTICES

(PRIVATE PEASANT HOLDINGS, MEHER SEASON)

Addis Ababa
June, 2005

TABLE OF CONTENTS

	Page
PART I	INTRODUCTION AND OBJECTIVES OF THE SURVEY----- 1
	1.1 Introduction----- 1
	1.2 Objectives of the Survey----- 2
PART II	SURVEY METHODOLOGY, DATA COLLECTION AND PROCESSING---- 3
	2.1 Scope and Coverage of the Survey----- 3
	2.2 Sampling Frame----- 3
	2.3 Sample Design----- 4
	2.4 Organization of Field Work----- 5
	2.5 Training of Field Staff----- 5
	2.6 Method of Data Collection----- 6
	2.7 Data Processing----- 6
	a) Editing, Coding and Verification----- 6
	b) Data Entry, Cleaning and Tabulation----- 7
	2.8 Concepts and Definitions----- 7
PART III	SUMMARY OF SURVEY RESULTS----- 10
	Farm Management Practices----- 10
	3.1 Fertilizer Applied Area----- 10
	3.2 Improved Seed Applied Area----- 11
	3.3 Pesticide Applied Area----- 11
	3.4 Irrigated Applied Area----- 11
	3.5 Extension Area----- 12
	Tables 1 – 1.10 Number of Holders, Inputs Applied Area and ----- 14
	Tables 2 – 2.10 Number of holders Applying Inputs By Edu.----- 221
	Tables 3 – 3.10 Number of Holders Reporting Damaged Crop Area-- 239
	Tables 4 – 4.10 Number of holders by Type of Farm Practice----- 263
APPENDIX I	ESTIMATION PROCEDURES OF TOTALS----- 299
APPENDIX II	ESTIMATES OF STANDARD ERRORS----- 305
APPENDIX III	NUMBER OF PLANNED AND ACTUALLY COVERED UNITS-- 313
APEENDIX IV	QUESTIONNAIRE ----- 319

PART I

INTRODUCTION AND OBJECTIVES OF THE SURVEY

1.1. INTRODUCTION

Agriculture is core to the sustenance of food security, supply of raw materials to manufacturing industries especially agro-industries and it is a major source of export items in the country. This indicates that agriculture plays a vital role in the Ethiopian situation where millions of people are frequently haunted by drought and famine. The provision of adequate food to the needy people in Ethiopia exclusively depends on development of agriculture. Efforts are being intensified to bring about a perceptible change in the development of the agricultural sector to ensure a steady and adequate supply of food to those who need it.

To bridge the gap between the demand for food and food supply, and to guarantee the availability of food and attain the desired change in the lives of the farming population, the Ethiopian government has embarked upon a transformation of the existing agricultural practices in the country. The progress anticipated from this task has to be appraised, monitored and evaluated with agricultural statistical information as an input to find out whether the desired changes have materialized.

The government has centered its agricultural policy on ensuring food security by allocating more resources to increase agricultural production so as to ward off food shortage and ensure continuous adequate supply of food. One way to increase crop production in Ethiopia's existing reality is to improve agricultural productivity within the private peasant holdings. An indicator to this point is the situation in which the application of agricultural inputs such as fertilizers, improved seeds, pesticides, etc. is found.

To give a ray of statistical information on agricultural productivity the Central Statistical Authority (C.S.A) has been providing statistics on inputs applied area and volume of fertilizers and improved seeds used. As part of the 2004/05 (1997 E.C) Agricultural Sample Survey, data on fertilizer, improved seed, irrigation and pesticide applied area

and volume of fertilizers and improved seeds used within the private peasant holdings was collected, processed and summarized.

The survey results are presented in this bulletin and other electronic media for data users. The report comprises three parts. Part I contains the objectives of this annual survey, Part II deals with coverage of the survey, sample design, field organization and method of data collection and Part III includes summary of the results. Estimation procedures and formulation of estimates of totals and variance are presented in Appendix I. Estimates of the standard errors with the corresponding coefficients of variations for quantity of inputs used and inputs applied area are presented in Appendix II.

1.2. OBJECTIVES OF THE SURVEY.

The general objective of CSA's Agricultural Sample Survey (AgSS) is to collect basic quantitative information on the country's agriculture that is essential for planning, policy formulation, food security, etc. The AgSS is composed of four components: Crop Production Forecast Survey, Meher Season Survey of which Farm Management Practice is a part, Livestock Survey and Belg Season Survey.

The specific objectives of Meher Season Survey are to estimate the total volume of inputs used, inputs applied area and number of holders using inputs. Companion reports are published separately with estimates of area and production of crops and land use area. All reports are based on the private peasant holdings in sedentary rural areas of the country further subdivided by regions and zones.

PART II

SURVEY METHODOLOGY, DATA COLLECTION AND PROCESSING

2.1. SCOPE AND COVERAGE OF THE SURVEY

The range of data items that the 2004/05 (1997 E.C) Agricultural Main Season Survey dealt with included fertilizers, improved seeds, pesticides, irrigation and other miscellaneous agricultural practices. Holders growing at least one or more type of crops were enumerated and data on quantity of inputs used and inputs applied area was recorded.

The Meher season survey covered the entire rural parts of the country except all zones of Gambella Region, and the non-sedentary population of three zones of Afar & six zones of Somali regions. Accordingly, the survey took into account all parts of Harari, Addis Ababa, Dire Dawa, and 58 Zones / Special weredas (that are treated as zones) of the other regions.

Initially, a total of 2,016 Enumeration Areas (EAs) were selected to be covered by the survey, however, due to various reasons that are beyond the control of the CSA two EAs were not covered and 2,014 EAs (99.90 %) were actually covered. As regards the ultimate sampling unit, it was planned to conduct the survey on 50,400 agricultural households but 50,287 (99.78 %) households were in fact covered by the Meher season agricultural sample survey. Distribution of the number of sampling units (planned and covered) by domain of estimation is tabulated in Appendix III.

2.2 SAMPLING FRAME

The list containing EAs of all regions and their respective agricultural households obtained from the 2001/02 Ethiopian Agricultural Sample Enumeration (EASE) was used as the sampling frame in order to select the primary sampling units (EAs). Consequently, all sample EAs were selected from this frame based on the design proposed for the survey.

2.3 SAMPLE DESIGN

A stratified two-stage cluster sample design was used to select the sample. Enumeration Areas (EAs) were taken to be the primary sampling units (PSUs) and the secondary sampling units (SSUs) were agricultural households. Sample enumeration areas from each stratum were sub-samples of the 2001/02 (1994 E.C) Ethiopian Agricultural Sample Enumeration. They were selected using probability proportional to size systematic sampling; size being number of agricultural households obtained from the 1994 Population & Housing Census and adjusted for the sub-sampling effect. Within each sample EA a fresh list of households was prepared and 25 agricultural households from each sample EA were systematically selected at the second stage. The survey questionnaire was finally administered to the 25 agricultural households selected at the second stage. Information on area under crops and Meher season production of crops was obtained from the 25 households that were ultimately selected. It is important to note, however, that data on crop cutting were obtained only from fifteen sampled households.

The sample size for the 2004/05 agricultural sample survey was determined by taking into account both the required level of precision for the most important estimates within each domain and the amount of resources allocated to the survey. In order to reduce non-sampling errors, manageability of the survey in terms of quality and operational capability was also considered.

Except Harari, Addis Ababa and Dire Dawa, where each region as a whole was taken to be the domain of estimation; each zone of a region / special wereda was adopted as a stratum for which major findings of the survey are reported.

Estimation procedure for totals & ratios and their sampling errors are given in Appendix II. Estimates of standard errors and Coefficient of Variations for selected estimates are also presented in Appendix II.

Remark: As of the 2001/02 Ethiopian Agricultural Sample Enumeration, Addis Ababa City Administration had a total of 35 enumeration areas. However, during the 2004 Urban Economic Establishments Census it was found out that some of the rural enumeration areas (EAs) were part of the urban areas of the city. Consequently only 24 enumeration areas were left as the rural EAs of the City Administration. Therefore, the 2004/05 (1997 E.C) annual agricultural sample survey (Meher Season) covered all the 24 EAs with certainty. Hence, there could be great variation in estimates of area & crop production of the 2004/05 (1997 E.C) compared to that of the previous years.

2.4. ORGANIZATION OF FIELD WORK

The conduct of a survey cannot be executed without the arrangement of fieldwork. In recognition of this, the organization of fieldwork has been entrusted to the Department of Field Operations that liaises between the Head Office and the 25 Branch Statistical Offices spread across the regions. All Branch Offices took part in the survey execution especially in recruiting the enumerators, organizing the 2nd stage training, assigning the field staff to their sites of enumeration, supervising the data collection and retrieving completed questionnaires and submitting them to the Head Office for data processing.

The Branch Offices were also responsible in administering the financial and logistic aspects of the survey within their areas of operation. A total of 2176 enumerators, 414 field supervisors, 24 coordinators and 91 statisticians were involved in the data collection where on the average one supervisor was assigned to five enumeration areas for supervision of data collection. All the enumerators were supplied with the necessary survey equipment after the completion of the training to ensure the smooth operation of the survey. To facilitate the data collection activities, a total of 205 four-wheel drive vehicles were used.

2.5. TRAINING OF FIELD STAFF

The execution of a survey and quality of data acquired from the survey highly depend on the type of training given to the enumerators and supervisors and the consequent understanding of the tasks to be performed and the standard procedures to be followed by the enumerators and supervisors in the survey undertaking. The quality and completeness of data is ensured when the training meets its objective of producing responsible and fervent enumerators and supervisors.

In light of this point, the training was given to the field staff in two stages. The first stage training, which took place at the Head Quarters of CSA and lasted 10 days targeted staff from the Head Office, and senior field supervisors from Branch Statistical Offices. The staff that took part in the first stage training was then assigned to conduct similar training for the enumerators and other supervisors for fifteen days in all the twenty- five Branch Statistical Offices distributed across the country.

In the training the field staff was given detailed classroom instruction on how to collect data, method of area measurement, method of crop cutting, interviewing procedures, etc. The training also included field practice to reinforce the understanding of concepts, definitions and theories discussed in the classroom with regard to field measurement, crop cutting and interviewing methods.

2.6 METHOD OF DATA COLLECTION

The agricultural data for the year 2004/05 (1997 E.C) was collected from sedentary rural peasant households by interviewing the selected agricultural holders and physically measuring their crop fields and weighing inputs applied to crop fields. The data obtained were recorded in various forms designed for this purpose.

Instruments like measuring tape; compass, kitchen balance, scientific calculators and others were used during data collection for a speedy and smooth acquisition of accurate data. The procedures for measuring areas of all crop fields and other fields used by the holders and weighing the inputs applied were performed for the twenty –five selected households from each sampled E.A. using measuring tapes, compasses and kitchen balances.

2.7. DATA PROCESSING

a) Editing Coding and Verification

Statistical data editing plays an important role in ensuring the quality of the collected survey data. It minimizes the effects of errors introduced while collecting data in the field, hence the need for data editing, coding and verification. Although coding and editing are done by the enumerators and supervisors in the field, respectively, verification of this task is done at the Head Office. An editing, coding and verification instruction manual was prepared and reproduced for this purpose. Then 44 editors-coders and verifiers were trained for two days in editing, coding and verification using the aforementioned manual as a reference and teaching aid. The completed questionnaires were edited, coded and later verified on a 100 % basis before the questionnaires were passed over to the data entry unit. The editing, coding and verification exercise of all questionnaires took 40 days.

b) Data Entry, Cleaning and Tabulation

Before data entry, the Natural Resources and Agricultural Statistics Department prepared edit specification for the survey for use on personal computers for data consistency checking purposes. The data on the edited and coded questionnaires were then entered into personal computers. The data were then checked and cleaned using the edit specifications prepared earlier for this purpose. The data entry operation involved about 110 data encoders and it took 30 days to finish the job. Finally, summarization of the data was done on personal computers to produce statistical tables as per the tabulation plan.

2.8 CONCEPTS AND DEFINITIONS

Data items of agriculture have to be distinctly defined and identified so that the information about the items becomes useful. The correct way of stating data items and related terms is a prerequisite for making standards and definitions for the collection and compilation of agricultural data. The purpose of using standard concepts and definitions is not only to provide quality data but also to ensure that the right items are enumerated and measured accurately to reflect the agricultural situation.

Standard concepts and definitions used in the survey help to maintain consistent enumeration and measurement of variables of interest. To achieve this, CSA communicates concepts and definitions to the field staff through training and instruction manuals. The concepts and definitions used in the survey included the following.

Enumeration Area (E.A): - an enumeration area in the rural parts of the country is a locality that is in most of the cases less than and only in some cases equal to a farmers' association in geographical area and usually consists of 150-200 households

Household: - a household may be either:

- a) A one person household, that is a person who makes provisions for his own living without combining with any other person to form part of a multi-person household or
- b) A multi-person household, that is, a group of two or more persons who live together and make common provisions for food and other essentials of living. The persons in the group may pool their incomes and have a common budget to a greater or lesser extent.

They may be related or unrelated persons or a combination of both. These persons are taken as members of the household.

Agriculture: - The growing of crops and/or raising of animals for own consumption and /or sale.

Agricultural Household: - a household is considered an agricultural household when at least one member of the household is engaged in growing crops and/or raising livestock in private or in combination with others.

Holding: - a holding is all the land and /or livestock kept, which is used wholly or partly for agricultural production and is operated as one legal entity by one person alone, or with others with out regard to management, organization, size or location.

Holder: - a holder is a person who exercises management control over the operation of the agricultural holding and makes the major decision regarding the utilization of the available resources. He/she has primary technical and economic responsibility for the holding. He/she may operate the holding directly as an owner or a manager. Under conditions of traditional agricultural holding the holder may be regarded as the person, who with or with out the help of others, operates land and/or raises livestock in his/ her own right, i.e. the person who decides on which, where, when, and how to grow crops or raise livestock or both and has the right to determine the utilization of the products.

Parcel: - a parcel of holding is any piece of land entirely surrounded by land and/or water and/or road and/or forest etc. which is not part of the holding. It may consist of one or more cadastral units, plots or fields adjacent to each other.

Field: - a field is defined as any plot of land which is a parcel or part of a parcel under the same or mixed crops or any other form of private holding.

Crop: includes cereals, pulses, oilseeds, vegetables, root crops, fruits coffee, Enset, Chat, hops, sugarcane, cotton, tobacco, etc produced for food, making drinks, stimulation and making fabrics or clothing.

Crop production: - the process of growing and harvesting of the above crops for own consumption and/or sale.

Temporary/Annual Crops: - Annual/temporary crops are crops, which are grown in less than a year's time, sometimes only a few months with an objective to sow or replant again for additional production following the current harvest. Continuously grown crops planted in rotation are also considered as temporary crops since each is harvested and destroyed by ploughing in preparation for each successive crop.

Permanent Crops: - Crops, which are grown and occupy land for a long period of time, not requiring replanting for several years after each harvest, are considered as permanent crops. All fruit trees (i.e. oranges, mandarin, bananas, etc) and trees for beverages (i.e. coffee, tea, Gesho, etc) are considered permanent crops but meadows and pastures are excluded.

Meher (Main) Season Crop: -any temporary crop harvested between Meskerm (September) and Yekatit (February) is considered as Meher season crop.

Belg Season Crop: - any temporary crop harvested between the months of Megabit (March) and Nehase (August) is considered to be Belg Season Crop.

Fertilizer: – refers to anything that is added to the soil and intended to increase the amount of plant nutrients available for crop growth. In this survey two types of fertilizers (Natural and Chemical) are enumerated. The Natural fertilizer consists of the farm yard manure and wood ashes while the chemical type consists of DAP (Di- Ammonium phosphate) and UREA (Ammonium Nitrate)

Improved seed- is crop variety, which gives a significantly higher yield, and better quality compared to locally produced variety of seeds.

Pesticides – are chemicals that are useful for the control, mitigation or elimination of pests, which are detrimental to crops. Pesticides include insecticides and herbicides.

Irrigation: - refers to the practice where an area of land is purposely and actually provided with water, other than by rain to improve/increase production of crops. The uncontrolled flooding of land by the overflow of rivers or streams is not considered to be irrigation.

PART III

SUMMARY OF SURVEY RESULTS

Farm Management Practice

By and large, agriculture in Ethiopia is subsistence. This is particularly true to the major food crops grown in the country and covered in the survey. The major food crops are produced in almost all regions of the country in spite of the variation in volume of production across the regions. The variation may be attributed to the extent of area devoted to each crop type, weather change, use of inputs, farm practice and a shift in preference for the crops grown.

The items on which data is collected are the ones that are practiced by the peasant holders. The items shown in the statistical tables are fertilizers, improved seeds, pesticides and irrigation. The quantity of fertilizers and improved seeds used and the area they are applied to including pesticides and irrigation are also indicated in the statistical tables.

3.1 Fertilizer Applied Area:

Fertilizer is one of the major agricultural inputs that increase productivity. The application of fertilizer to crop fields in Ethiopia is gathering momentum. The volume fertilizer used and the extent of area it is applied to are shown in Table 1. The total volume of fertilizer applied to area under crops is estimated to be 2.9 million quintals and the extent of area to which fertilizer was applied is estimated to be nearly 3 million hectares.

Of all the volume of fertilizers used 1.8 million quintals was that of a mixture of UREA and DAP and more than 900 thousand was that of DAP. Most of the fertilizer used was applied to wheat (more than 842 thousand quintals), teff (more than 800 thousand quintals) and maize (more than 536 thousand quintals). The largest area to which fertilizer was applied was that of Teff (more than a million hectares) followed by wheat (more than 818 thousand hectares) and maize (more than 409 thousand hectares).

3.2 Improved Seed Applied Area

Improved seeds are the other input that contributes to an increase in agricultural productivity. Their application is also expanding as more and more peasant holders aspire to have increased volume of crop production. Table 1 sheds some light on the use of improved seeds in the country.

The total volume of improved seeds used in 2004/05 (1997 E.C) is estimated to be more than 147 thousand quintals. The crop area it was applied to is estimated to be 346 thousand hectares. The larger volumes of improved seeds used were that of wheat and maize which amounted to 77 and 49 thousand quintals, respectively. The largest area to which improved seeds were applied was under maize and wheat estimated to be more than 221 thousand and 53 thousand hectares, respectively.

3.3 Pesticide Applied Area

At times when rampant pests and weeds damage crops the use of pesticides is indispensable. In areas where crop damage caused by pests and weeds was reported the application of pesticides is more evident in the survey results.

The total pesticide applied area is estimated to be more than 1.3 million hectares as indicated in Table 1. The number of holders who applied it was more than 2.1 million. Most of the crop area to which pesticide was applied was under wheat (more than 531 thousand hectares) and teff (more than 523 thousand hectares).

3.4 Irrigated Area

Irrigation enables to increase the frequency of crop production and alleviates the water shortage caused by poor rains /dry seasons. The use of extensive irrigation is an idea fanned by many agricultural experts in the wake of the recurrent drought and famine. The survey results show that the practice of irrigation in the country has a long way to go to bring about the desired change as shown in Table 1.

The total irrigated crop area in the country within the private peasant holdings is estimated to be more than 121 thousand hectares. The farmers who practice irrigation are

estimated to number more than 893 thousand. Most of the area irrigated was under maize and sorghum estimated to be more than 29 thousand and 9 thousand hectares, respectively.

3.5 Extension package

The number of holders participating in various crop extension packages is estimated to be 2.6 million, which is about 45% more than that of the previous year. Most of the area under the extension program was reported to be under wheat, teff, and maize estimated to be more than 412 thousand, 367 thousand and 347 thousand hectares, respectively, as shown in Table 1. More than 1.3 million maize growers were included in the extension package. More than 877 thousand and 3.6 million holders used credit and advisory services, respectively, as shown in Table 4.

Fig. 1 Inputs Applied area (HA), Ethiopia

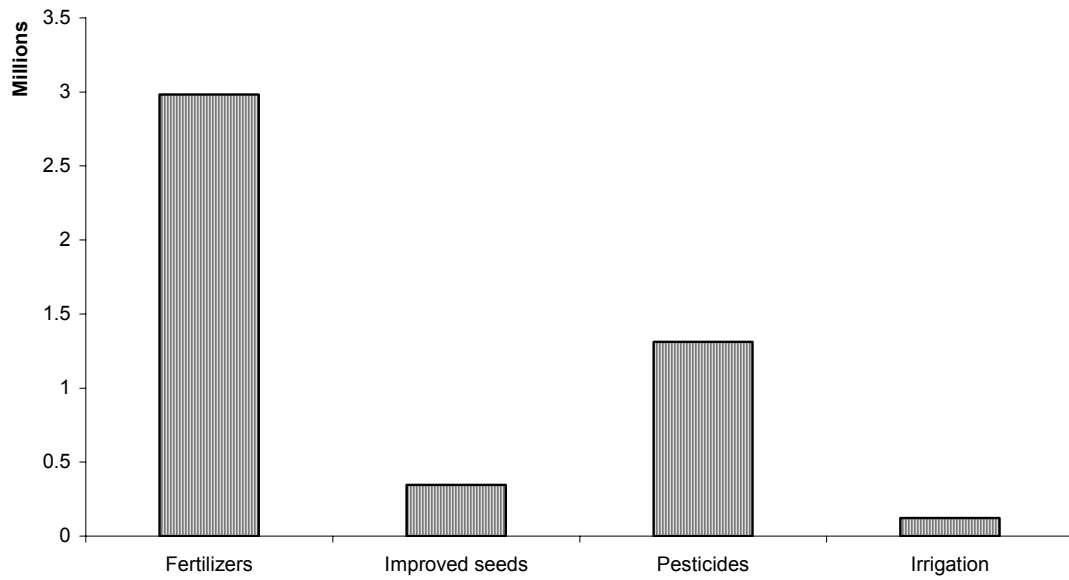


Fig. 2 Quantity of Inputs Applied (QT), Ethiopia

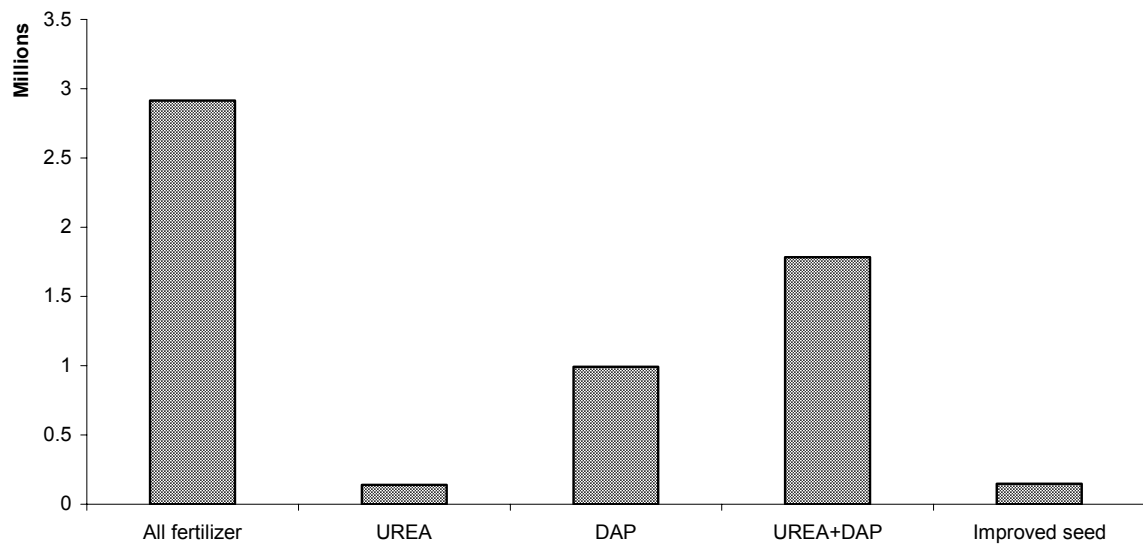


Table1. Number of Holders, Inputs Applied Area and Quantity of Inputs used

Ethiopia								
Crop type	All CROP Area (HA)	All Fertilizers		Natural		DAP		
		Hectare	Quintal	Holder	Hectare	Holder	Hectare	Quintal
All	10,887,953	4,549,663	2,914,701	7,576,343	1,566,857	2,342,011	1,493,227	991,400
Cereals	7,637,524	3,686,605	2,535,446	4,848,853	937,401	2,179,476	1,353,140	856,641
Teff	2,135,553	1,138,047	800,309	511,721	97,892	1,028,387	437,313	240,448
Barley	1,095,436	473,278	234,569	1,184,830	167,848	627,314	222,981	144,557
Wheat	1,398,215	923,730	842,883	768,639	105,230	865,268	428,021	305,072
Maize	1,392,916	784,867	536,054	3,528,592	375,824	600,309	141,916	104,149
Sorghum	1,253,620	205,047	47,226	850,696	166,891	69,443	12,200	8,300
Finger millet	312,931	144,998	69,741	140,824	21,879	221,737	96,806	50,281
Oats / ‘Aja’	45,131	16,207	4,548	44,519	1,665	59,240	13,901	3,833
Rice	*	430	*	970	174	*	*	*
Pulses	1,349,116	254,509	107,374	2,013,833	147,994	469,988	73,582	54,867
Horse / Faba beans	463,174	121,170	38,892	1,094,847	82,757	229,171	28,470	20,765
Field Peas	254,365	46,117	22,658	253,179	19,467	115,923	19,228	15,629
Haricot beans	245,597	61,235	37,175	765,149	30,940	160,788	21,070	15,955
Chick peas	167,569	8,580	2,041	56,502	6,331	8,872	1,025	714
Lentils	76,642	8,569	2,925	54,450	3,455	33,567	1,946	728
Vetch / Grass peas	112,425	3,786	1,094	20,545	2,085	*	*	*
Soya beans	2,606	*	-	10,588	*	-	-	-
Fenugreek	16,325	4,049	1,597	168,270	2,277	10,605	413	388
Gibto	10,413	609	992	5,401	286	5,388	232	426
Oilseeds	824,430	84,764	77,858	691,795	40,056	180,761	31,786	25,368
Neug	358,828	20,696	4,718	61,234	11,475	24,034	7,542	2,557
Linseed	250,702	14,636	4,658	97,930	4,729	48,270	9,153	*
Groundnuts	27,084	5,919	2,524	35,106	3,467	*	*	918
Safflower	9,715	2,237	7,033	31,975	1,011	5,954	*	*
Sesame	136,220	8,178	1,381	38,809	5,385	6,812	1,679	761
Rapeseed	41,881	33,097	57,545	463,626	13,987	100,695	11,533	14,132
Vegetables	94,334	61,978	45,700	3,259,899	38,500	116,378	7,833	10,157
Lettuce	235	195	*	25,045	93	*	*	*
Head cabbage	2,120	1,378	1,449	142,107	615	8,615	160	104
Ethiopian cabbage	27,143	20,679	3,662	2,120,386	19,805	31,018	392	598
Tomatoes	2,919	1,861	*	66,506	394	*	*	*
Green peppers	4,783	3,052	1,126	530,616	2,599	6,926	146	*
Red peppers	56,991	34,717	35,763	831,706	14,907	67,627	6,175	7,110
Swiss chard	142	96	26	54,909	87	1,026	*	*
Root crops	156,205	91,025	55,196	2,792,730	59,670	243,090	17,149	21,318
Beetroot	1,486	977	705	217,378	620	9,254	*	139
Carrot	1,741	*	*	68,678	330	5,281	*	34
Onion	17,980	11,624	*	519,737	4,029	28,264	*	3,300
Potatoes	51,698	35,772	26,509	641,637	17,110	168,768	12,379	15,647
Garlic	13,657	8,527	5,283	1,262,973	6,508	33,487	*	1,333
Taro ‘Godere’	24,169	10,478	255	468,083	10,284	4,513	*	179
Sweet potatoes	45,474	22,263	3,118	553,447	20,789	15,817	691	686
Other Temporary	89,328	24,617	12,145	1,260,570	19,744	42,386	2,350	3,983
Permanent crops	737,017	346,165	80,981	4,240,648	323,492	168,401	7,388	19,065
Avocado	3,248	1,940	661	309,612	1,839	8,637	86	561
Bananas	28,695	7,929	4,920	691,166	7,181	34,091	542	2,559
Guava	1,055	344	*	66,460	320	*	*	*
Lemons	851	363	*	67,142	351	*	*	*
Mangoes	5,814	1,407	1,303	160,734	1,274	4,110	*	*
Oranges	3,098	1,546	1,204	181,291	1,395	2,826	50	231
Papayas	2,714	1,338	*	215,413	1,301	2,747	19	*
Pineapples	*	59	*	6,509	57	*	*	*
Chat	120,304	58,224	49,102	950,472	43,271	52,988	2,800	6,688
Coffee	260,201	56,647	-	1,357,251	52,906	63,866	2,741	-
Hops / ‘Gesho’	21,943	11,749	7,673	905,832	10,652	16,752	269	1,505
Enset	261,547	196,486	1,903	2,573,614	195,527	27,969	527	920
Sugar cane	18,601	5,797	561	420,597	5,434	9,202	248	417
Other permanent	7,956	2,337	2,374	462,767	1,982	2,885	26	85

(Table 1 cont'd.)

Ethiopia

Crop type	UREA			UREA + DAP			INDIGENOUS SEED		
	Holder	Hectare	Quintal	Holder	Hectare	Quintal	Holder	Hectare	Quintal
All	511,198	162,157	139,163	2,177,234	1,327,421	1,784,138	10,979,679	10,539,425	6,804,812
Cereals	415,521	137,767	97,093	2,103,142	1,258,297	1,581,711	10,076,554	7,332,151	5,239,765
Teff	178,658	66,074	33,001	953,835	536,767	526,860	4,842,999	2,120,105	1,004,605
Barley	43,507	6,652	4,917	295,737	75,798	85,096	3,891,349	1,089,772	1,467,867
Wheat	114,004	32,577	21,726	881,095	357,902	516,085	3,861,003	1,344,750	1,776,296
Maize	140,510	20,088	24,420	860,506	247,040	407,485	6,415,501	1,171,046	505,539
Sorghum	47,954	9,365	11,748	81,895	16,591	27,179	3,664,660	1,246,894	304,852
Finger millet	12,763	2,675	1,030	96,146	23,637	18,431	1,108,433	310,756	117,020
Oats / 'Aja'	1,990	*	*	9,068	420	514	327,734	45,131	58,230
Rice	*	*	*	*	*	*	16,936	*	*
Pulses	64,130	7,721	7,684	227,950	25,213	44,823	6,146,346	1,335,429	1,330,735
Horse/Faba beans	22,499	1,664	1,185	98,627	8,280	16,942	3,345,147	460,607	591,146
Field Peas	*	*	*	30,858	4,772	5,750	1,595,992	253,099	260,890
Haricot beans	26,732	2,182	*	80,965	7,043	16,644	2,340,765	243,167	171,946
Chick peas	1,455	*	*	5,670	*	1,245	651,352	161,100	126,788
Lentils	6,967	732	234	24,092	2,436	1,963	641,009	75,913	64,666
Vetch / Grass peas	*	*	*	2,322	447	*	488,431	112,375	103,117
Soya beans	-	-	-	-	-	-	33,046	2,590	909
Fenugreek	5,097	332	217	16,914	1,027	992	477,636	16,164	7,760
Gibto	-	-	-	2,993	*	*	69,688	10,413	3,512
Oilseeds	31,352	2,318	3,050	149,217	10,604	49,441	3,187,984	814,905	223,147
Neug	5,249	580	*	7,344	1,099	1,202	1,180,011	358,019	52,395
Linseed	3,023	113	*	12,384	641	685	1,261,627	247,111	133,257
Groundnuts	4,454	635	1,002	*	*	*	168,696	26,963	15,988
Safflower	*	*	*	11,816	644	3,789	174,249	9,635	1,138
Sesame	6,061	683	384	*	*	*	460,167	134,922	14,241
Rapeseed	12,478	290	488	118,543	7,286	42,925	812,421	38,257	6,129
Vegetables	68,756	3,525	3,280	119,832	12,120	32,262	4,619,296	92,998	807
Lettuce	*	*	*	*	*	*	31,664	216	*
Head cabbage	9,075	*	*	7,704	*	*	191,340	1,618	*
Ethiopian cabbage	5,823	76	*	17,506	406	2,931	2,700,631	27,066	*
Tomatoes	3,166	*	80	5,453	*	*	128,833	2,681	*
Green peppers	3,749	*	*	7,591	*	615	790,560	4,716	*
Red peppers	51,187	2,887	2,263	86,032	10,748	*	1,535,854	56,583	259
Swiss chard	*	*	*	2,449	*	22	65,225	117	-
Root crops	82,809	4,418	8,551	154,374	9,789	25,328	4,527,816	153,974	8,410
Beetroot	4,959	*	*	4,846	*	309	263,421	1,257	*
Carrot	3,856	*	*	9,714	*	*	105,863	881	*
Onion	27,490	2,241	4,334	33,310	2,395	*	914,728	17,558	*
Potatoes	23,736	1,282	1,921	66,732	5,002	8,941	1,164,841	51,326	*
Garlic	28,924	340	662	46,807	899	3,288	1,895,279	13,608	*
Taro 'Godere'	*	*	-	*	*	*	800,833	24,148	*
Sweet potatoes	10,267	313	1,059	12,929	471	1,374	1,081,557	45,194	*
Other Temporary	12,055	249	508	34,488	2,274	7,654	2,070,484	88,699	1,486
Permanent crops	83,375	6,161	18,997	132,710	9,123	42,919	6,319,818	721,269	462
Avocado	*	*	*	1,778	14	98	447,677	3,208	*
Bananas	3,497	15	*	11,321	190	1,991	1,353,108	28,678	*
Guava	*	*	*	2,095	11	*	159,274	1,014	*
Lemons	*	*	*	*	*	*	142,224	848	-
Mangoes	2,152	31	309	2,871	*	543	409,523	5,768	-
Oranges	*	*	*	3,853	*	970	343,861	3,081	-
Papayas	*	*	*	*	*	*	388,882	2,658	*
Pineapples	-	-	-	-	-	-	*	*	-
Chat	61,785	5,336	15,698	74,795	6,818	26,716	1,833,256	119,550	109
Coffee	7,122	*	-	20,173	834	-	2,508,502	246,245	*
Hops / 'Gesho'	6,301	77	448	23,404	750	5,720	1,594,063	21,608	*
Enset	8,507	291	474	8,134	141	508	3,184,354	261,236	32
Sugar cane	2,084	*	59	4,124	38	85	788,045	18,570	*
Other permanent	7,033	140	832	9,140	188	1,457	832,376	7,816	245

(Table1 Cont'd.)

Ethiopia

Crop type	Improved seed			Pesticide		Irrigation		Extension package	
	Holder	Hectare	Quintal	Holder	Hectare	Holder	Hectare	Holder	Hectare
All	1,378,383	346,522	147,260	2,152,317	1,312,290	893,468	121,493	2,571,376	1,519,530
Cereals	1,028,815	304,660	135,585	2,021,476	1,278,139	306,550	59,052	2,424,020	1,390,825
Teff	46,400	15,448	3,703	1,139,858	523,109	34,099	7,756	832,231	367,087
Barley	31,197	5,664	4,440	420,520	128,588	44,320	7,212	586,360	182,592
Wheat	178,335	53,361	76,958	1,098,155	531,318	33,195	4,614	887,452	412,341
Maize	775,426	221,682	49,003	137,393	29,164	193,050	29,407	1,367,309	347,182
Sorghum	34,041	6,312	753	101,294	30,610	64,229	9,756	271,477	81,352
Finger millet	9,195	2,168	*	89,292	28,261	2,520	291	-	-
Oats / 'Aja'	-	-	-	41,871	7,032	*	*	-	-
Rice	*	*	-	*	*	*	*	*	*
Pulses	89,821	13,615	8,579	66,057	10,268	88,828	6,832	406,012	62,079
Horse / Faba beans	26,773	2,517	*	23,048	1,821	20,580	1,496	-	-
Field Peas	12,103	1,254	456	14,574	2,455	4,829	398	139,512	18,969
Haricot beans	27,323	2,430	1,295	19,508	*	39,312	1,861	178,250	15,863
Chick peas	18,129	6,459	4,253	*	*	6,776	643	92,130	20,398
Lentils	5,348	729	615	6,363	802	5,446	*	62,073	6,848
Vetch / Grass peas	1,619	*	*	4,026	964	7,115	*	-	-
Soya beans	*	*	*	-	-	*	*	-	-
Fenugreek	2,364	*	*	1,382	*	11,864	*	-	-
Gibto	-	-	-	*	*	-	-	-	-
Oilseeds	33,001	9,447	1,987	51,835	8,757	16,604	1,915	347,746	44,471
Neug	5,666	810	6	2,164	*	1,598	*	77,986	14,005
Linseed	10,231	3,592	1,762	39,892	7,227	2,079	*	100,143	11,070
Groundnuts	1,499	121	*	*	*	*	114	17,956	*
Safflower	1,901	80	*	3,574	*	1,902	*	-	-
Sesame	7,225	1,221	134	2,905	388	2,953	1,201	25,957	6,336
Rapeseed	6,833	*	*	3,974	*	5,497	119	162,559	9,565
Vegetables	86,795	1,336	*	32,415	2,188	220,521	5,573	156,868	6,830
Lettuce	5,523	*	-	-	-	11,203	*	-	-
Head cabbage	56,841	502	*	4,191	*	38,967	801	-	-
Ethiopian cabbage	7,034	78	-	12,551	99	40,602	249	-	-
Tomatoes	9,980	238	-	2,895	*	39,798	*	22,872	212
Green peppers	3,804	*	-	2,682	*	61,209	720	-	-
Red peppers	7,282	*	*	10,830	*	85,194	2,100	138,672	6,617
Swiss chard	15,598	25	*	*	*	18,664	46	-	-
Root crops	112,684	2,228	*	58,391	4,735	269,828	10,570	192,130	9,103
Beetroot	57,664	229	*	1,617	*	29,212	*	-	-
Carrot	33,214	*	*	*	*	26,551	427	-	-
Onion	38,793	422	*	*	*	101,332	4,733	84,338	1,608
Potatoes	8,219	369	*	22,725	1,629	55,182	2,513	86,999	5,883
Garlic	8,323	49	*	9,580	130	111,996	1,539	-	-
Taro 'Godere'	*	*	-	*	*	2,443	*	-	-
Sweet potatoes	6,920	*	*	11,196	581	38,753	1,037	37,418	1,611
Other Temporary	6,266	622	*	8,559	1,577	48,410	3,190	7,964	*
Permanent crops	212,655	14,614	*	90,051	6,626	563,888	34,361	73,027	4,056
Avocado	13,393	39	-	1,626	*	16,121	95	-	-
Bananas	3,446	12	-	4,258	26	106,408	7,114	-	-
Guava	7,752	41	-	*	*	27,144	154	-	-
Lemons	1,368	3	-	*	1	29,217	261	-	-
Mangoes	5,232	46	-	*	*	31,070	693	-	-
Oranges	3,502	*	-	4,506	*	38,097	477	-	-
Papayas	16,307	57	-	*	*	52,177	585	-	-
Pineapples	-	-	-	-	-	-	-	-	-
Chat	4,996	143	-	48,187	4,731	168,673	10,631	-	-
Coffee	153,206	13,702	-	15,986	1,258	193,859	8,312	-	-
Hops / 'Gesho'	16,307	*	-	8,695	116	192,910	1,785	-	-
Enset	5,666	218	-	8,118	353	29,128	1,021	72,673	4,055
Sugar cane	*	*	-	*	*	88,685	2,874	-	-
Other permanent	5,509	22	*	2,657	*	51,718	360	*	*

Table1.1 Number of Holders, Inputs Applied Area and Quantity of Inputs used

Tigray Region

Crop type	All CROP Area (HA)	All Fertilizers		Natural		DAP		
		Hectare	Quintal	Holder	Hectare	Holder	Hectare	Quintal
All	685,857	307,678	117,020	480,529	165,664	56,625	29,311	15,814
Cereals	566,228	286,348	112,023	438,734	148,986	51,701	27,381	14,744
Teff	137,360	64,724	32,673	74,396	14,793	23,182	7,586	3,115
Barley	95,453	53,949	28,755	167,696	26,885	12,809	4,315	3,542
Wheat	87,785	45,980	32,111	116,484	18,676	15,384	*	*
Maize	47,200	41,475	5,821	295,511	34,699	4,862	736	375
Sorghum	142,038	48,077	2,792	122,128	42,352	5,562	1,937	720
Finger millet	55,595	31,903	9,608	61,247	11,526	17,102	7,786	2,963
Oats / 'Aja'	*	*	*	*	*	*	*	*
Rice	*	*	*	-	-	-	-	-
Pulses	52,411	11,552	1,568	113,751	10,183	2,513	322	230
Horse / Faba beans	18,727	6,753	695	81,087	6,051	1,180	113	141
Field Peas	7,782	1,482	*	18,306	1,337	*	*	*
Haricot beans	2,643	437	*	7,414	250	-	-	-
Chick peas	10,498	1,379	*	8,593	1,311	*	*	*
Lentils	5,979	783	*	6,666	601	*	*	*
Vetch / Grass peas	6,062	*	*	3,612	*	-	-	-
Soya beans	75	*	-	*	*	-	-	-
Fenugreek	626	53	*	7,554	34	*	*	*
Gibto	*	-	-	-	-	-	-	-
Oilseeds	55,913	5,700	1,131	26,886	3,573	4,492	1,473	548
Neug	9,266	840	*	6,422	702	-	-	-
Linseed	9,759	812	121	11,848	725	*	*	*
Groundnuts	38	*	-	*	*	-	-	-
Safflower	*	*	*	*	*	-	-	-
Sesame	36,773	4,002	769	8,137	2,112	4,226	1,468	537
Rapeseed	29	24	*	2,323	24	-	-	-
Vegetables	2,051	1,453	657	128,482	1,140	2,053	*	*
Lettuce	14	11	*	5,392	10	-	-	-
Head cabbage	66	32	33	4,249	20	-	-	-
Ethiopian cabbage	18	*	-	1,988	*	-	-	-
Tomatoes	352	273	223	11,513	83	*	*	*
Green peppers	313	185	139	29,533	140	*	*	*
Red peppers	1,268	924	236	86,564	865	*	*	*
Swiss chard	20	16	*	6,677	11	-	-	-
Root crops	2,502	1,269	1,184	56,075	521	1,890	79	153
Beetroot	*	*	*	2,100	3	-	-	-
Carrot	*	*	*	1,776	*	*	*	*
Onion	1,165	628	675	21,284	183	*	*	*
Potatoes	461	294	*	19,504	148	*	*	*
Garlic	766	299	252	25,981	177	*	*	*
Taro 'Godere'	-	-	-	-	-	-	-	-
Sweet potatoes	*	*	*	*	*	-	-	-
Other Temporary	387	*	*	6,881	*	*	*	*
Permanent crops	6,367	1,189	447	62,753	1,114	*	*	-
Avocado	*	-	-	-	-	-	-	-
Bananas	9	*	-	*	*	-	-	-
Guava	25	*	*	3,092	*	-	-	-
Lemons	32	16	*	4,407	11	-	-	-
Mangoes	*	*	-	*	*	-	-	-
Oranges	21	6	*	2,043	*	-	-	-
Papayas	18	6	-	3,905	6	-	-	-
Pineapples	-	-	-	-	-	-	-	-
Chat	*	*	-	*	*	-	-	-
Coffee	26	*	-	1,467	*	-	-	-
Hops / 'Gesho'	1,544	628	402	41,808	567	-	-	-
Enset	*	-	-	-	-	-	-	-
Sugar cane	*	-	-	-	-	-	-	-
Other permanent	4,078	509	*	18,605	503	*	*	-

(Table1.1 Cont'd.)

Tigray Region

Crop type	UREA			UREA + DAP			INDIGENOUS SEED		
	Holder	Hectare	Quintal	Holder	Hectare	Quintal	Holder	Hectare	Quintal
All	34,213	10,708	7,308	203,942	101,995	93,899	677,485	674,417	475,052
Cereals	28,595	10,269	6,797	198,034	99,713	90,482	665,918	556,517	402,971
Teff	14,185	2,717	1,429	132,371	39,627	28,130	394,026	135,315	61,844
Barley	9,240	2,634	2,041	83,220	20,114	23,171	368,971	94,932	135,915
Wheat	9,437	2,761	2,331	80,321	19,544	25,785	280,911	83,235	124,062
Maize	4,978	475	233	39,163	5,565	5,214	388,035	46,562	20,547
Sorghum	1,061	*	73	12,406	3,342	1,999	268,658	140,217	38,354
Finger millet	5,422	1,103	525	47,568	11,488	6,120	210,909	55,458	20,901
Oats / 'Aja'	*	*	*	*	*	*	3,880	*	*
Rice	-	-	-	*	*	*	*	*	*
Pulses	771	*	*	13,182	969	1,188	329,612	51,593	51,010
Horse/Faba beans	*	*	*	8,456	581	535	197,257	18,602	22,926
Field Peas	*	*	*	1,530	91	127	72,075	7,761	9,643
Haricot beans	-	-	-	*	*	*	26,905	2,288	620
Chick peas	-	-	-	-	-	-	43,774	10,182	5,292
Lentils	-	-	-	1,100	*	*	47,474	5,979	6,050
Vetch / Grass peas	*	*	*	*	*	*	31,440	6,062	6,145
Soya beans	-	-	-	-	-	-	1,236	75	50
Fenugreek	-	-	-	805	*	*	23,862	626	275
Gibto	-	-	-	-	-	-	*	*	*
Oilseeds	1,016	*	*	4,617	*	482	206,142	55,564	20,350
Neug	-	-	-	1,869	*	*	54,254	9,266	1,914
Linseed	*	*	*	1,615	61	*	98,488	9,708	*
Groundnuts	-	-	-	-	-	-	859	*	*
Safflower	*	*	*	*	*	*	1,931	*	*
Sesame	*	*	*	*	*	*	75,698	36,513	4,387
Rapeseed	*	*	*	-	-	-	3,047	24	*
Vegetables	3,508	*	96	11,854	145	426	185,908	1,868	14
Lettuce	*	*	*	*	*	*	7,568	13	-
Head cabbage	*	*	*	1,137	*	*	8,177	55	*
Ethiopian cabbage	-	-	-	-	-	-	3,585	18	*
Tomatoes	1,554	*	43	*	*	*	21,450	227	*
Green peppers	905	*	*	2,151	19	60	45,048	301	*
Red peppers	1,045	7	*	6,841	45	211	119,136	1,239	*
Swiss chard	-	-	-	1,155	*	*	8,894	15	-
Root crops	5,558	144	139	15,730	526	892	115,098	2,339	299
Beetroot	-	-	-	*	*	*	2,309	*	*
Carrot	*	*	*	*	*	*	5,507	*	*
Onion	3,081	*	73	9,468	*	472	53,230	1,018	*
Potatoes	*	*	*	*	*	*	33,974	459	*
Garlic	*	*	*	6,462	84	209	56,994	762	170
Taro 'Godere'	-	-	-	-	-	-	-	-	-
Sweet potatoes	-	-	-	*	*	*	*	*	-
Other Temporary	-	-	-	*	*	*	15,237	377	*
Permanent crops	*	*	*	4,186	55	423	184,491	6,158	*
Avocado	-	-	-	-	-	-	*	*	-
Bananas	-	-	-	-	-	-	1,741	*	-
Guava	-	-	-	*	*	*	4,265	13	-
Lemons	-	-	-	*	*	*	9,822	31	-
Mangoes	-	-	-	-	-	-	*	*	-
Oranges	-	-	-	*	*	*	3,818	12	-
Papayas	-	-	-	-	-	-	5,695	9	-
Pineapples	-	-	-	-	-	-	-	-	-
Chat	-	-	-	-	-	-	*	*	-
Coffee	-	-	-	*	*	-	3,989	24	-
Hops / 'Geshe'	*	*	*	2,968	44	378	103,674	1,493	-
Enset	-	-	-	-	-	-	*	*	-
Sugar cane	-	-	-	-	-	-	*	*	-
Other permanent	*	*	*	*	*	*	84,979	3,955	*

(Table1.1 Cont'd.)

Tigray Region

Crop type	Improved seed			Pesticide		Irrigation		Extension package	
	Holder	Hectare	Quintal	Holder	Hectare	Holder	Hectare	Holder	Hectare
All	66,263	10,552	7,866	39,933	11,196	133,640	13,584	326,109	208,753
Cereals	40,859	9,101	7,154	34,013	10,809	36,454	9,008	310,884	190,560
Teff	5,208	2,045	512	18,496	4,379	15,161	3,436	197,810	63,533
Barley	5,702	521	*	16,875	2,654	8,043	1,096	174,575	36,665
Wheat	22,862	4,550	6,437	9,278	1,218	12,195	2,317	145,960	35,527
Maize	7,989	450	*	4,737	374	9,411	843	167,630	21,596
Sorghum	6,583	1,406	102	3,939	1,256	4,361	*	80,344	33,240
Finger millet	1,619	130	*	5,525	929	*	*	-	-
Oats / 'Aja'	-	-	-	-	-	-	-	-	-
Rice	-	-	-	-	-	-	-	-	-
Pulses	6,476	746	*	2,260	216	16,570	1,615	65,325	8,148
Horse / Faba beans	1,871	*	*	1,497	*	4,953	426	-	-
Field Peas	*	*	*	*	*	1,671	*	24,959	2,599
Haricot beans	*	*	*	*	*	*	*	15,395	990
Chick peas	*	*	*	-	-	1,718	*	14,826	2,608
Lentils	*	*	-	-	-	*	*	17,369	1,951
Vetch / Grass peas	-	-	-	-	-	1,246	*	-	-
Soya beans	-	-	-	-	-	-	-	-	-
Fenugreek	-	-	-	*	*	3,608	*	-	-
Gibto	-	-	-	-	-	-	-	-	-
Oilseeds	2,320	270	47	*	*	3,079	*	57,372	8,418
Neug	-	-	-	-	-	*	*	14,053	1,507
Linseed	*	*	*	-	-	1,114	*	34,069	3,081
Groundnuts	*	*	*	*	*	*	*	*	*
Safflower	*	*	-	*	*	*	*	-	-
Sesame	1,371	183	*	*	*	*	*	13,051	3,824
Rapeseed	*	*	-	-	-	*	*	*	*
Vegetables	6,589	*	*	2,515	*	47,287	723	50,639	529
Lettuce	1,030	*	-	-	-	6,015	10	-	-
Head cabbage	1,887	*	-	*	*	7,269	62	-	-
Ethiopian cabbage	*	*	-	-	-	1,704	5	-	-
Tomatoes	2,096	*	-	*	*	14,048	278	12,279	156
Green peppers	*	*	-	*	*	18,085	146	-	-
Red peppers	*	*	*	*	*	13,740	204	41,850	373
Swiss chard	1,617	*	*	-	-	7,660	18	-	-
Root crops	6,019	*	*	1,282	19	57,250	1,400	40,512	1,044
Beetroot	*	*	*	-	-	1,420	2	-	-
Carrot	-	-	-	-	-	4,925	*	-	-
Onion	3,368	*	-	*	*	29,050	630	31,056	805
Potatoes	*	*	-	*	*	14,154	239	12,420	229
Garlic	*	*	*	*	*	27,173	439	-	-
Taro 'Godere'	-	-	-	-	-	-	-	-	-
Sweet potatoes	*	*	-	-	-	*	*	*	*
Other Temporary	*	*	*	-	-	4,614	*	*	*
Permanent crops	17,983	87	-	1,443	*	62,843	546	-	-
Avocado	-	-	-	-	-	-	-	-	-
Bananas	*	*	-	-	-	1,611	7	-	-
Guava	2,215	*	-	-	-	4,987	17	-	-
Lemons	603	*	-	*	*	4,151	15	-	-
Mangoes	*	*	-	-	-	*	*	-	-
Oranges	*	*	-	-	-	3,057	*	-	-
Papayas	5,339	9	-	-	-	7,058	14	-	-
Pineapples	-	-	-	-	-	-	-	-	-
Chat	-	-	-	*	*	*	*	-	-
Coffee	*	*	-	-	-	3,378	19	-	-
Hops / 'Gesho'	11,382	46	-	*	*	51,337	397	-	-
Enset	-	-	-	-	-	-	-	-	-
Sugar cane	-	-	-	-	-	*	*	-	-
Other permanent	*	*	-	*	*	4,913	*	-	-

Table1.1.1 Number of Holders, Inputs Applied Area and Quantity of Inputs used
West Tigray Zone

Crop type	All CROP Area (HA)	All Fertilizers		Natural		DAP		
		Hectare	Quintal	Holder	Hectare	Holder	Hectare	Quintal
All	76,438	13,893	2,151	36,083	10,885	1,303	*	*
Cereals	41,989	10,989	1,841	33,327	8,689	*	*	*
Teff	4,814	2,042	1,233	3,211	574	*	*	*
Barley	*	*	*	*	*	-	-	-
Wheat	347	*	*	*	*	-	-	-
Maize	3,128	2,309	*	29,955	2,306	-	-	-
Sorghum	25,731	4,796	*	13,506	4,376	*	*	*
Finger millet	7,439	1,244	*	4,378	1,065	*	*	*
Oats / 'Aja'	-	-	-	-	-	-	-	-
Rice	-	-	-	-	-	-	-	-
Pulses	1,903	*	*	6,222	*	*	*	*
Horse / Faba beans	1,235	*	*	5,720	*	*	*	*
Field Peas	118	*	*	*	*	-	-	-
Haricot beans	45	*	-	*	*	-	-	-
Chick peas	*	*	-	*	*	-	-	-
Lentils	*	*	-	*	*	-	-	-
Vetch / Grass peas	-	-	-	-	-	-	-	-
Soya beans	-	-	-	-	-	-	-	-
Fenugreek	-	-	-	-	-	-	-	-
Gibto	-	-	-	-	-	-	-	-
Oilseeds	31,889	1,872	*	4,910	*	*	*	*
Neug	3,616	*	-	*	*	-	-	-
Linseed	452	*	-	*	*	-	-	-
Groundnuts	-	-	-	-	-	-	-	-
Safflower	*	-	-	-	-	-	-	-
Sesame	27,813	1,386	*	*	783	*	*	*
Rapeseed	*	*	-	*	*	-	-	-
Vegetables	289	166	*	12,070	162	*	*	*
Lettuce	-	-	-	-	-	-	-	-
Head cabbage	-	-	-	-	-	-	-	-
Ethiopian cabbage	*	-	-	-	-	-	-	-
Tomatoes	*	*	-	*	*	-	-	-
Green peppers	25	*	*	1,646	*	*	*	*
Red peppers	262	151	*	10,424	147	-	-	-
Swiss chard	-	-	-	-	-	-	-	-
Root crops	33	28	-	3,381	28	-	-	-
Beetroot	-	-	-	-	-	-	-	-
Carrot	-	-	-	-	-	-	-	-
Onion	*	*	-	*	*	-	-	-
Potatoes	-	-	-	-	-	-	-	-
Garlic	30	26	-	3,381	26	-	-	-
Taro 'Godere'	-	-	-	-	-	-	-	-
Sweet potatoes	*	-	-	-	-	-	-	-
Other Temporary	149	*	*	365	*	*	*	*
Permanent crops	187	61	-	4,901	61	-	-	-
Avocado	*	-	-	-	-	-	-	-
Bananas	*	*	-	*	*	-	-	-
Guava	*	*	-	*	*	-	-	-
Lemons	*	*	-	*	*	-	-	-
Mangoes	-	-	-	-	-	-	-	-
Oranges	*	*	-	*	*	-	-	-
Papayas	2	*	-	347	*	-	-	-
Pineapples	-	-	-	-	-	-	-	-
Chat	*	-	-	-	-	-	-	-
Coffee	*	*	-	*	*	-	-	-
Hops / 'Gescho'	149	46	-	3,877	46	-	-	-
Enset	-	-	-	-	-	-	-	-
Sugar cane	-	-	-	-	-	-	-	-
Other permanent	*	*	-	*	*	-	-	-

(Table 1.1.1 Cont'd.)

West Tigray Zone

[illegible]

(Table1.1.1 Cont'd.)

WestTigray Zone

Crop type	Improved seed			Pesticide		Irrigation		Extension package	
	Holder	Hectare	Quintal	Holder	Hectare	Holder	Hectare	Holder	Hectare
All	3,505	550	*	1,163	683	2,117	128	7,423	5,027
Cereals	1,609	455	*	981	676	*	*	6,743	3,049
Teff	-	-	-	*	*	*	*	3,369	996
Barley	-	-	-	-	-	-	-	*	*
Wheat	*	*	*	-	-	-	-	*	*
Maize	*	*	*	*	*	*	*	3,372	242
Sorghum	763	289	*	777	*	*	*	3,530	1,572
Finger millet	*	*	-	*	*	*	*	-	-
Oats / 'Aja'	-	-	-	-	-	-	-	-	-
Rice	-	-	-	-	-	-	-	-	-
Pulses	*	*	*	-	-	-	-	*	*
Horse / Faba beans	*	*	*	-	-	-	-	-	-
Field Peas	-	-	-	-	-	-	-	*	*
Haricot beans	-	-	-	-	-	-	-	-	-
Chick peas	-	-	-	-	-	-	-	-	-
Lentils	*	*	-	-	-	-	-	-	-
Vetch / Grass peas	-	-	-	-	-	-	-	-	-
Soya beans	-	-	-	-	-	-	-	-	-
Fenugreek	-	-	-	-	-	-	-	-	-
Gibto	-	-	-	-	-	-	-	-	-
Oilseeds	*	*	*	*	*	*	*	4,066	1,943
Neug	-	-	-	-	-	*	*	*	*
Linseed	-	-	-	-	-	-	-	*	*
Groundnuts	-	-	-	-	-	-	-	-	-
Safflower	-	-	-	-	-	-	-	-	-
Sesame	*	*	*	*	*	-	-	3,632	*
Rapeseed	*	*	-	-	-	-	-	-	-
Vegetables	*	*	-	-	-	366	*	*	*
Lettuce	-	-	-	-	-	-	-	-	-
Head cabbage	-	-	-	-	-	-	-	-	-
Ethiopian cabbage	-	-	-	-	-	-	-	-	-
Tomatoes	*	*	-	-	-	*	*	*	*
Green peppers	-	-	-	-	-	-	-	-	-
Red peppers	-	-	-	-	-	*	*	*	*
Swiss chard	-	-	-	-	-	-	-	-	-
Root crops	-	-	-	-	-	*	*	-	-
Beetroot	-	-	-	-	-	-	-	-	-
Carrot	-	-	-	-	-	-	-	-	-
Onion	-	-	-	-	-	*	*	-	-
Potatoes	-	-	-	-	-	-	-	-	-
Garlic	-	-	-	-	-	-	-	-	-
Taro 'Godere'	-	-	-	-	-	-	-	-	-
Sweet potatoes	-	-	-	-	-	*	*	-	-
Other Temporary	*	*	*	-	-	*	*	-	-
Permanent crops	1,558	*	-	*	*	1,730	*	-	-
Avocado	-	-	-	-	-	-	-	-	-
Bananas	*	*	-	-	-	*	*	-	-
Guava	*	*	-	-	-	*	*	-	-
Lemons	*	*	-	-	-	*	*	-	-
Mangoes	-	-	-	-	-	-	-	-	-
Oranges	*	*	-	-	-	*	*	-	-
Papayas	625	*	-	-	-	454	*	-	-
Pineapples	-	-	-	-	-	-	-	-	-
Chat	-	-	-	-	-	*	*	-	-
Coffee	*	*	-	-	-	*	*	-	-
Hops / 'Gesho'	*	*	-	*	*	*	*	-	-
Enset	-	-	-	-	-	-	-	-	-
Sugar cane	-	-	-	-	-	-	-	-	-
Other permanent	-	-	-	-	-	*	*	-	-

Table1.1.2 Number of Holders, Inputs Applied Area and Quantity of Inputs used
Central Tigray Zone

Crop type	All CROP Area (HA)	All Fertilizers		Natural		DAP		
		Hectare	Quintal	Holder	Hectare	Holder	Hectare	Quintal
All	164,263	90,641	35,932	164,101	50,722	8,520	2,645	1,553
Cereals	143,955	85,586	33,943	154,627	46,690	7,029	2,533	1,275
Teff	44,763	26,517	16,183	27,376	3,848	4,714	1,658	705
Barley	20,893	13,167	7,377	65,369	7,429	*	*	*
Wheat	18,023	9,861	7,151	38,351	4,785	*	*	*
Maize	14,647	13,873	1,198	118,651	12,278	1,232	*	*
Sorghum	32,977	14,394	*	49,928	13,761	*	*	*
Finger millet	12,648	7,769	1,578	31,875	4,589	*	*	*
Oats / 'Aja'	-	-	-	-	-	-	-	-
Rice	*	*	*	-	-	-	-	-
Pulses	13,364	3,388	402	44,291	3,003	*	*	*
Horse / Faba beans	7,991	2,728	347	37,647	2,430	*	*	*
Field Peas	1,209	81	*	1,859	55	-	-	-
Haricot beans	567	*	-	*	*	-	-	-
Chick peas	1,060	223	-	2,107	223	-	-	-
Lentils	1,592	156	*	1,551	*	-	-	-
Vetch / Grass peas	*	*	-	*	*	-	-	-
Soya beans	*	-	-	-	-	-	-	-
Fenugreek	175	26	*	*	*	*	*	*
Gibto	-	-	-	-	-	-	-	-
Oilseeds	4,944	389	368	5,693	266	*	*	*
Neug	1,316	*	*	*	*	-	-	-
Linseed	2,715	181	*	3,340	132	*	*	*
Groundnuts	*	*	-	*	*	-	-	-
Safflower	*	*	*	-	-	-	-	-
Sesame	898	*	*	*	*	-	-	-
Rapeseed	*	*	*	*	*	-	-	-
Vegetables	270	233	301	31,016	146	*	*	*
Lettuce	4	*	*	1,485	*	-	-	-
Head cabbage	*	*	-	*	*	-	-	-
Ethiopian cabbage	*	*	-	*	*	-	-	-
Tomatoes	*	*	*	2,008	6	*	*	*
Green peppers	86	77	*	15,797	59	*	*	*
Red peppers	124	106	96	12,385	74	-	-	-
Swiss chard	4	3	*	2,207	3	-	-	-
Root crops	743	*	628	20,443	125	936	*	*
Beetroot	3	*	*	1,563	*	-	-	-
Carrot	*	*	*	*	*	-	-	-
Onion	*	*	*	7,904	*	*	*	*
Potatoes	*	33	*	5,903	32	-	-	-
Garlic	256	137	152	12,208	55	*	*	*
Taro 'Godere'	-	-	-	-	-	-	-	-
Sweet potatoes	-	-	-	-	-	-	-	-
Other Temporary	*	*	*	3,731	*	-	-	-
Permanent crops	*	*	*	16,791	*	-	-	-
Avocado	-	-	-	-	-	-	-	-
Bananas	*	*	-	*	*	-	-	-
Guava	-	-	-	-	-	-	-	-
Lemons	*	*	*	1,643	*	-	-	-
Mangoes	-	-	-	-	-	-	-	-
Oranges	*	*	-	*	*	-	-	-
Papayas	1	*	-	*	*	-	-	-
Pineapples	-	-	-	-	-	-	-	-
Chat	-	-	-	-	-	-	-	-
Coffee	*	*	-	*	*	-	-	-
Hops / 'Gescho'	*	*	*	13,080	*	-	-	-
Enset	*	-	-	-	-	-	-	-
Sugar cane	-	-	-	-	-	-	-	-
Other permanent	17	6	*	*	3	-	-	-

(Table 1.1.2 Cont'd.)

Central Tigray Zone

Crop type	UREA			UREA + DAP			INDIGENOUS SEED		
	Holder	Hectare	Quintal	Holder	Hectare	Quintal	Holder	Hectare	Quintal
All	12,226	2,497	1,518	88,445	34,777	32,861	201,201	163,052	130,244
Cereals	10,532	2,393	1,376	86,464	33,971	31,292	199,553	142,988	104,292
Teff	7,328	1,247	769	74,142	19,764	14,709	155,619	44,488	24,301
Barley	2,899	396	261	37,040	5,203	6,942	129,208	20,867	31,396
Wheat	1,228	153	*	30,652	4,695	6,845	82,061	17,616	27,985
Maize	2,776	192	78	17,525	1,304	1,049	146,155	14,559	6,629
Sorghum	*	*	-	*	*	*	79,510	32,832	8,909
Finger millet	2,545	*	101	19,156	2,455	1,310	74,638	12,623	5,066
Oats / 'Aja'	-	-	-	-	-	-	-	-	-
Rice	-	-	-	*	*	*	*	*	*
Pulses	-	-	-	6,963	350	357	113,007	13,311	14,396
Horse/Faba beans	-	-	-	5,381	272	314	89,605	7,942	10,124
Field Peas	-	-	-	*	*	*	13,528	1,208	1,212
Haricot beans	-	-	-	-	-	-	13,199	563	132
Chick peas	-	-	-	-	-	-	7,238	1,060	883
Lentils	-	-	-	*	*	*	15,397	1,592	1,259
Vetch / Grass peas	-	-	-	-	-	-	*	*	*
Soya beans	-	-	-	-	-	-	*	*	*
Fenugreek	-	-	-	*	*	*	9,832	175	87
Gibto	-	-	-	-	-	-	-	-	-
Oilseeds	*	*	*	3,076	96	287	50,746	4,831	*
Neug	-	-	-	*	*	*	17,024	1,316	193
Linseed	-	-	-	*	*	*	31,373	2,663	*
Groundnuts	-	-	-	-	-	-	*	*	*
Safflower	-	-	-	*	*	*	*	*	*
Sesame	*	*	*	-	-	-	6,378	836	*
Rapeseed	*	*	*	-	-	-	*	*	*
Vegetables	*	*	*	6,137	58	177	44,628	235	*
Lettuce	-	-	-	*	*	*	2,209	*	-
Head cabbage	-	-	-	-	-	-	*	*	-
Ethiopian cabbage	-	-	-	-	-	-	*	*	-
Tomatoes	*	*	*	*	*	*	3,326	*	-
Green peppers	-	-	-	*	*	*	21,016	76	*
Red peppers	*	*	*	4,343	31	93	20,022	122	*
Swiss chard	-	-	-	*	*	*	2,626	3	-
Root crops	*	*	*	8,217	*	457	39,914	714	*
Beetroot	-	-	-	*	*	*	1,807	*	*
Carrot	-	-	-	*	*	*	*	*	*
Onion	*	*	*	*	*	*	18,644	*	*
Potatoes	-	-	-	*	*	*	9,941	*	-
Garlic	*	*	*	4,452	54	115	25,967	253	*
Taro 'Godere'	-	-	-	-	-	-	-	-	-
Sweet potatoes	-	-	-	-	-	-	-	-	-
Other Temporary	-	-	-	*	*	*	5,908	*	*
Permanent crops	*	*	*	2,419	*	*	37,700	*	*
Avocado	-	-	-	-	-	-	-	-	-
Bananas	-	-	-	-	-	-	*	*	-
Guava	-	-	-	-	-	-	-	-	-
Lemons	-	-	-	*	*	*	2,278	*	-
Mangoes	-	-	-	-	-	-	-	-	-
Oranges	-	-	-	-	-	-	985	*	-
Papayas	-	-	-	-	-	-	1,401	*	-
Pineapples	-	-	-	-	-	-	-	-	-
Chat	-	-	-	-	-	-	-	-	-
Coffee	-	-	-	-	-	-	1,125	*	-
Hops / 'Geshe'	*	*	-	*	*	*	31,655	*	-
Enset	-	-	-	-	-	-	*	*	-
Sugar cane	-	-	-	-	-	-	-	-	-
Other permanent	*	*	*	*	*	*	6,250	17	*

(Table1.1.2 Cont'd.)

Central Tigray Zone

Crop type	Improved seed			Pesticide		Irrigation		Extension package	
	Holder	Hectare	Quintal	Holder	Hectare	Holder	Hectare	Holder	Hectare
All	13,766	1,211	498	24,260	6,745	29,583	1,492	118,306	67,271
Cereals	8,713	966	*	22,688	6,641	6,211	865	115,394	62,797
Teff	*	*	-	12,567	2,470	2,840	371	92,383	27,120
Barley	1,022	*	-	14,767	2,224	2,617	189	70,593	8,731
Wheat	3,146	407	*	7,334	910	*	*	47,498	6,453
Maize	2,432	*	*	3,776	271	1,591	*	77,349	6,896
Sorghum	2,021	*	*	*	*	*	*	36,777	*
Finger millet	*	*	-	*	*	*	*	-	-
Oats / 'Aja'	-	-	-	-	-	-	-	-	-
Rice	-	-	-	-	-	-	-	-	-
Pulses	*	*	*	1,377	*	2,154	*	23,320	2,198
Horse / Faba beans	*	*	*	1,120	*	900	*	-	-
Field Peas	*	*	*	-	-	-	-	5,627	404
Haricot beans	*	*	-	*	*	-	-	*	*
Chick peas	-	-	-	-	-	-	-	3,859	506
Lentils	-	-	-	-	-	-	-	6,567	851
Vetch / Grass peas	-	-	-	-	-	*	*	-	-
Soya beans	-	-	-	-	-	-	-	-	-
Fenugreek	-	-	-	-	-	*	*	-	-
Gibto	-	-	-	-	-	-	-	-	-
Oilseeds	*	*	*	*	*	1,405	*	20,122	1,779
Neug	-	-	-	-	-	-	-	7,548	*
Linseed	*	*	*	-	-	*	*	12,202	1,083
Groundnuts	-	-	-	-	-	*	*	*	*
Safflower	-	-	-	*	*	*	*	-	-
Sesame	*	*	-	-	-	*	*	*	*
Rapeseed	-	-	-	-	-	*	*	*	*
Vegetables	2,327	*	-	*	*	13,591	118	10,242	101
Lettuce	*	*	-	-	-	1,544	*	-	-
Head cabbage	*	*	-	-	-	*	*	-	-
Ethiopian cabbage	-	-	-	-	-	-	-	-	-
Tomatoes	*	*	-	-	-	2,000	*	3,567	*
Green peppers	*	*	-	*	*	5,013	27	-	-
Red peppers	*	*	-	*	*	6,690	49	8,022	53
Swiss chard	*	*	-	-	-	1,672	2	-	-
Root crops	1,450	*	*	*	*	14,388	220	15,149	*
Beetroot	*	*	-	-	-	*	*	-	-
Carrot	-	-	-	-	-	*	*	-	-
Onion	*	*	-	*	*	7,589	95	13,138	*
Potatoes	-	-	-	-	-	2,112	*	*	*
Garlic	*	*	*	*	*	8,881	97	-	-
Taro 'Godere'	-	-	-	-	-	-	-	-	-
Sweet potatoes	-	-	-	-	-	-	-	-	-
Other Temporary	-	-	-	-	-	1,977	*	-	-
Permanent crops	*	*	-	-	-	8,996	80	-	-
Avocado	-	-	-	-	-	-	-	-	-
Bananas	-	-	-	-	-	*	*	-	-
Guava	-	-	-	-	-	-	-	-	-
Lemons	*	*	-	-	-	1,419	*	-	-
Mangoes	-	-	-	-	-	-	-	-	-
Oranges	-	-	-	-	-	*	*	-	-
Papayas	*	*	-	-	-	1,177	*	-	-
Pineapples	-	-	-	-	-	-	-	-	-
Chat	-	-	-	-	-	-	-	-	-
Coffee	-	-	-	-	-	1,125	*	-	-
Hops / 'Gescho'	*	*	-	-	-	7,872	64	-	-
Enset	-	-	-	-	-	-	-	-	-
Sugar cane	-	-	-	-	-	-	-	-	-
Other permanent	*	*	-	-	-	*	*	-	-

Table1.1.3 Number of Holders, Inputs Applied Area and Quantity of Inputs used
East Tigray Zone

Crop type	All CROP Area (HA)	All Fertilizers		Natural		DAP		
		Hectare	Quintal	Holder	Hectare	Holder	Hectare	Quintal
All	69,920	43,172	21,417	80,381	21,794	11,849	4,017	3,042
Cereals	58,146	39,933	20,604	71,063	19,092	11,468	3,938	2,956
Teff	7,794	4,771	1,432	10,748	1,421	*	*	*
Barley	25,691	18,330	8,480	57,479	9,557	7,707	1,800	1,354
Wheat	18,329	12,990	10,381	44,828	5,141	7,721	1,157	1,106
Maize	3,069	2,353	142	22,238	2,042	*	*	*
Sorghum	1,218	*	21	*	*	*	*	*
Finger millet	1,699	811	148	3,036	337	*	*	*
Oats / 'Aja'	*	*	-	*	*	-	-	-
Rice	-	-	-	-	-	-	-	-
Pulses	6,272	2,122	264	26,646	1,890	*	*	*
Horse / Faba beans	1,504	776	111	16,105	644	*	*	*
Field Peas	1,274	540	*	8,247	448	*	*	*
Haricot beans	*	*	-	*	*	-	-	-
Chick peas	922	*	-	*	*	-	-	-
Lentils	480	122	*	2,050	*	*	*	*
Vetch / Grass peas	1,934	*	-	*	*	-	-	-
Soya beans	*	*	-	*	*	-	-	-
Fenugreek	41	10	-	2,184	10	-	-	-
Gibto	-	-	-	-	-	-	-	-
Oilseeds	1,314	169	*	3,275	153	-	-	-
Neug	*	*	-	*	*	-	-	-
Linseed	1,272	158	*	2,699	142	-	-	-
Groundnuts	*	-	-	-	-	-	-	-
Safflower	*	*	-	*	*	-	-	-
Sesame	-	-	-	-	-	-	-	-
Rapeseed	-	-	-	-	-	-	-	-
Vegetables	247	213	*	12,738	111	*	*	*
Lettuce	5	*	*	2,314	*	-	-	-
Head cabbage	22	*	18	2,509	*	-	-	-
Ethiopian cabbage	16	*	-	1,671	*	-	-	-
Tomatoes	134	119	*	5,847	58	*	*	*
Green peppers	45	36	*	4,863	11	*	*	*
Red peppers	*	*	*	*	*	*	*	*
Swiss chard	12	11	*	3,519	7	-	-	-
Root crops	325	*	*	10,490	83	553	*	*
Beetroot	*	*	-	*	*	-	-	-
Carrot	*	*	*	*	*	-	-	-
Onion	67	42	*	5,022	24	*	*	*
Potatoes	*	*	*	6,224	52	*	*	*
Garlic	12	*	*	1,699	*	*	*	-
Taro 'Godere'	-	-	-	-	-	-	-	-
Sweet potatoes	*	*	*	*	*	-	-	-
Other Temporary	*	*	*	*	*	-	-	-
Permanent crops	3,610	483	*	16,532	462	*	*	-
Avocado	-	-	-	-	-	-	-	-
Bananas	*	-	-	-	-	-	-	-
Guava	*	*	*	*	*	-	-	-
Lemons	*	-	-	-	-	-	-	-
Mangoes	*	-	-	-	-	-	-	-
Oranges	*	*	*	742	*	-	-	-
Papayas	*	-	-	-	-	-	-	-
Pineapples	-	-	-	-	-	-	-	-
Chat	*	-	-	-	-	-	-	-
Coffee	*	*	-	*	*	-	-	-
Hops / 'Gescho'	214	109	*	10,276	92	-	-	-
Enset	-	-	-	-	-	-	-	-
Sugar cane	-	-	-	-	-	-	-	-
Other permanent	3,369	368	-	6,821	365	*	*	-

(Table1.1.3 Cont'd.)

East Tigray Zone

Crop type	UREA			UREA + DAP			INDIGENOUS SEED		
	Holder	Hectare	Quintal	Holder	Hectare	Quintal	Holder	Hectare	Quintal
All	10,767	1,912	1,573	34,215	15,448	16,802	110,212	67,720	87,283
Cereals	8,082	1,832	1,412	33,456	15,071	16,236	107,152	56,135	77,375
Teff	3,323	593	298	9,508	*	713	36,734	7,778	4,426
Barley	3,764	726	603	26,357	6,247	6,523	97,914	25,603	40,929
Wheat	4,063	440	481	29,140	6,253	8,794	82,024	16,437	28,013
Maize	672	*	19	*	*	*	32,385	3,057	2,494
Sorghum	-	-	-	*	*	*	9,064	1,214	478
Finger millet	*	*	*	*	*	*	12,344	1,699	610
Oats / 'Aja'	-	-	-	-	-	-	*	*	*
Rice	-	-	-	-	-	-	-	-	-
Pulses	550	*	*	*	*	161	57,813	6,268	9,057
Horse/Faba beans	*	*	*	*	*	*	32,011	1,504	3,125
Field Peas	*	*	*	672	*	*	20,926	1,270	2,274
Haricot beans	-	-	-	-	-	-	*	*	*
Chick peas	-	-	-	-	-	-	4,205	922	748
Lentils	-	-	-	*	*	*	8,316	480	805
Vetch / Grass peas	-	-	-	-	-	-	9,820	1,934	2,018
Soya beans	-	-	-	-	-	-	*	*	*
Fenugreek	-	-	-	-	-	-	4,594	41	24
Gibto	-	-	-	-	-	-	-	-	-
Oilseeds	-	-	-	*	*	*	17,118	1,314	806
Neug	-	-	-	-	-	-	*	*	*
Linseed	-	-	-	*	*	*	16,134	1,272	795
Groundnuts	-	-	-	-	-	-	*	*	-
Safflower	-	-	-	-	-	-	*	*	*
Sesame	-	-	-	-	-	-	-	-	-
Rapeseed	-	-	-	-	-	-	-	-	-
Vegetables	2,313	*	64	2,511	*	*	20,598	220	*
Lettuce	*	*	*	*	*	*	3,186	*	-
Head cabbage	*	*	*	*	*	*	3,282	*	-
Ethiopian cabbage	-	-	-	-	-	-	2,638	16	*
Tomatoes	913	*	23	*	*	*	10,928	122	*
Green peppers	905	*	*	*	*	*	8,961	43	*
Red peppers	*	*	*	-	-	-	*	*	*
Swiss chard	-	-	-	*	*	*	4,508	8	-
Root crops	1,778	*	*	*	*	*	19,437	*	41
Beetroot	-	-	-	-	-	-	*	*	-
Carrot	-	-	-	*	*	*	*	*	-
Onion	*	*	*	582	*	*	9,524	57	*
Potatoes	*	*	*	*	*	*	12,536	*	*
Garlic	*	*	*	*	*	*	2,851	*	-
Taro 'Godere'	-	-	-	-	-	-	-	-	-
Sweet potatoes	-	-	-	*	*	*	-	-	-
Other Temporary	-	-	-	*	*	*	1,173	*	-
Permanent crops	*	*	*	*	*	*	60,724	3,469	-
Avocado	-	-	-	-	-	-	-	-	-
Bananas	-	-	-	-	-	-	*	*	-
Guava	-	-	-	*	*	*	*	*	-
Lemons	-	-	-	-	-	-	*	*	-
Mangoes	-	-	-	-	-	-	-	-	-
Oranges	-	-	-	*	*	*	923	*	-
Papayas	-	-	-	-	-	-	-	-	-
Pineapples	-	-	-	-	-	-	-	-	-
Chat	-	-	-	-	-	-	*	*	-
Coffee	-	-	-	-	-	-	*	*	-
Hops / 'Geshe'	*	*	*	*	*	*	24,019	208	-
Enset	-	-	-	-	-	-	-	-	-
Sugar cane	-	-	-	-	-	-	-	-	-
Other permanent	*	*	-	-	-	-	50,849	3,252	-

(Table1.1.3 Cont'd.)

East Tigray Zone

Crop type	Improved seed			Pesticide		Irrigation		Extension package	
	Holder	Hectare	Quintal	Holder	Hectare	Holder	Hectare	Holder	Hectare
All	15,661	2,078	2,838	3,580	*	28,252	1,423	69,380	35,199
Cereals	11,286	2,011	2,807	2,981	*	6,040	793	67,185	33,010
Teff	*	*	-	1,714	*	*	*	22,989	5,179
Barley	2,234	88	*	*	*	2,668	296	57,422	13,618
Wheat	10,336	1,892	2,771	933	*	3,302	337	54,681	11,815
Maize	526	*	*	*	*	2,068	*	16,036	1,775
Sorghum	*	*	-	*	*	-	-	*	*
Finger millet	-	-	-	-	-	-	-	-	-
Oats / 'Aja'	-	-	-	-	-	-	-	-	-
Rice	-	-	-	-	-	-	-	-	-
Pulses	*	*	*	*	*	2,450	129	15,754	1,305
Horse / Faba beans	*	*	*	-	-	1,221	67	-	-
Field Peas	-	-	-	*	*	*	*	8,400	472
Haricot beans	-	-	-	-	-	-	-	*	*
Chick peas	-	-	-	-	-	-	-	*	*
Lentils	-	-	-	-	-	*	*	4,720	259
Vetch/Grass peas	-	-	-	-	-	*	*	-	-
Soya beans	-	-	-	-	-	-	-	-	-
Fenugreek	-	-	-	-	-	814	5	-	-
Gibto	-	-	-	-	-	-	-	-	-
Oilseeds	-	-	-	-	-	565	*	7,544	595
Neug	-	-	-	-	-	-	-	*	*
Linseed	-	-	-	-	-	*	*	7,228	582
Groundnuts	-	-	-	-	-	-	-	-	-
Safflower	-	-	-	-	-	*	*	-	-
Sesame	-	-	-	-	-	-	-	-	-
Rapeseed	-	-	-	-	-	-	-	-	-
Vegetables	1,895	*	-	*	*	14,732	198	6,562	*
Lettuce	*	*	-	-	-	2,842	*	-	-
Head cabbage	*	*	-	-	-	3,634	*	-	-
Ethiopian cabbage	-	-	-	-	-	1,087	4	-	-
Tomatoes	*	*	-	*	*	8,391	108	5,719	*
Green peppers	*	*	-	-	-	6,963	37	-	-
Red peppers	-	-	-	-	-	*	*	*	*
Swiss chard	*	*	-	-	-	4,110	11	-	-
Root crops	1,122	*	-	-	-	12,376	*	9,730	*
Beetroot	-	-	-	-	-	*	*	-	-
Carrot	-	-	-	-	-	*	*	-	-
Onion	571	*	-	-	-	6,970	37	5,956	34
Potatoes	*	*	-	-	-	6,479	*	6,004	*
Garlic	*	*	-	-	-	2,838	12	-	-
Taro 'Godere'	-	-	-	-	-	-	-	-	-
Sweet potatoes	*	*	-	-	-	*	*	*	*
Other Temporary	*	*	-	-	-	1,038	*	-	-
Permanent crops	*	*	-	*	*	14,447	94	-	-
Avocado	-	-	-	-	-	-	-	-	-
Bananas	*	*	-	-	-	-	-	-	-
Guava	*	*	-	-	-	*	*	-	-
Lemons	-	-	-	-	-	*	*	-	-
Mangoes	*	*	-	-	-	-	-	-	-
Oranges	*	*	-	-	-	1,251	*	-	-
Papayas	*	*	-	-	-	-	-	-	-
Pineapples	-	-	-	-	-	-	-	-	-
Chat	-	-	-	-	-	*	*	-	-
Coffee	-	-	-	-	-	*	*	-	-
Hops / 'Gesho'	*	*	-	-	-	13,071	60	-	-
Enset	-	-	-	-	-	-	-	-	-
Sugar cane	-	-	-	-	-	-	-	-	-
Other permanent	-	-	-	*	*	1,077	*	-	-

Table1.1.4 Number of Holders, Inputs Applied Area and Quantity of Inputs used
South Tigray

Crop type	All CROP Area (HA)	All Fertilizers		Natural		DAP		
		Hectare	Quintal	Holder	Hectare	Holder	Hectare	Quintal
All	222,619	70,305	31,290	93,673	37,697	9,874	*	*
Cereals	191,092	64,576	30,267	82,099	32,751	9,285	*	*
Teff	52,679	12,676	2,482	27,806	7,982	*	*	*
Barley	47,840	21,959	12,822	40,445	9,506	*	*	*
Wheat	51,020	22,891	14,388	32,503	8,687	6,723	*	*
Maize	5,271	2,806	305	34,503	2,537	*	*	*
Sorghum	33,602	3,988	*	9,926	3,964	-	-	-
Finger millet	236	*	-	*	*	-	-	-
Oats / 'Aja'	*	*	*	*	*	*	*	*
Rice	-	-	-	-	-	-	-	-
Pulses	23,837	4,513	*	26,524	3,984	*	*	*
Horse / Faba beans	6,054	2,297	*	17,025	*	*	*	*
Field Peas	4,255	*	*	*	*	-	-	-
Haricot beans	*	*	*	*	*	-	-	-
Chick peas	4,781	*	-	2,269	*	-	-	-
Lentils	3,813	*	*	*	*	*	*	*
Vetch / Grass peas	3,138	*	*	*	*	-	-	-
Soya beans	*	-	-	-	-	-	-	-
Fenugreek	*	17	*	2,241	12	-	-	-
Gibto	-	-	-	-	-	-	-	-
Oilseeds	4,360	437	*	4,964	405	-	-	-
Neug	*	*	-	*	*	-	-	-
Linseed	4,024	*	*	*	*	-	-	-
Groundnuts	*	-	-	-	-	-	-	-
Safflower	*	*	*	*	*	-	-	-
Sesame	*	*	-	*	*	-	-	-
Rapeseed	*	*	-	*	*	-	-	-
Vegetables	482	*	46	8,427	75	-	-	-
Lettuce	5	*	-	1,449	*	-	-	-
Head cabbage	41	11	*	1,521	7	-	-	-
Ethiopian cabbage	*	*	-	*	*	-	-	-
Tomatoes	*	*	*	1,158	*	-	-	-
Green peppers	*	38	*	4,233	38	-	-	-
Red peppers	*	*	*	*	*	-	-	-
Swiss chard	4	*	*	794	*	-	-	-
Root crops	1,155	378	207	16,881	257	*	*	*
Beetroot	*	*	*	*	*	-	-	-
Carrot	*	*	*	*	*	*	*	*
Onion	455	168	93	5,231	102	*	*	*
Potatoes	173	64	-	7,220	64	-	-	-
Garlic	455	124	*	7,288	86	-	-	-
Taro 'Godere'	-	-	-	-	-	-	-	-
Sweet potatoes	*	*	-	*	*	-	-	-
Other Temporary	*	*	-	2,092	*	-	-	-
Permanent crops	1,600	199	*	21,287	197	-	-	-
Avocado	-	-	-	-	-	-	-	-
Bananas	*	-	-	-	-	-	-	-
Guava	12	*	-	2,143	*	-	-	-
Lemons	*	*	-	*	*	-	-	-
Mangoes	*	*	-	*	*	-	-	-
Oranges	*	*	-	*	*	-	-	-
Papayas	9	*	-	1,169	*	-	-	-
Pineapples	-	-	-	-	-	-	-	-
Chat	*	*	-	*	*	-	-	-
Coffee	*	*	-	*	*	-	-	-
Hops / 'Gescho'	274	54	*	13,574	53	-	-	-
Enset	-	-	-	-	-	-	-	-
Sugar cane	-	-	-	-	-	-	-	-
Other permanent	689	134	-	8,211	134	-	-	-

(Table1.1.4 Cont'd.)

South Tigray

Crop type	UREA			UREA + DAP			INDIGENOUS SEED		
	Holder	Hectare	Quintal	Holder	Hectare	Quintal	Holder	Hectare	Quintal
All	6,590	*	*	29,890	20,964	22,344	186,084	216,582	186,025
Cereals	5,934	*	*	26,956	20,538	21,600	181,478	185,976	161,219
Teff	*	790	*	12,428	3,286	1,762	106,355	51,065	19,480
Barley	*	*	*	18,708	8,565	9,629	128,387	47,434	62,412
Wheat	*	*	*	19,863	8,423	9,955	114,084	48,847	67,777
Maize	*	*	*	3,188	213	181	56,773	5,044	2,494
Sorghum	-	-	-	*	*	*	48,786	32,908	8,052
Finger millet	-	-	-	-	-	-	2,753	236	89
Oats / 'Aja'	*	*	*	*	*	*	*	*	*
Rice	-	-	-	-	-	-	-	-	-
Pulses	*	*	*	*	*	*	97,312	23,226	22,580
Horse/Faba beans	-	-	-	*	*	*	41,383	6,054	7,365
Field Peas	-	-	-	*	*	*	29,453	4,246	5,372
Haricot beans	-	-	-	*	*	*	*	*	*
Chick peas	-	-	-	-	-	-	14,579	4,529	2,100
Lentils	-	-	-	*	*	*	22,294	3,813	3,960
Vetch / Grass peas	*	*	*	*	*	*	14,775	3,138	3,353
Soya beans	-	-	-	-	-	-	*	*	*
Fenugreek	-	-	-	*	*	*	9,074	*	160
Gibto	-	-	-	-	-	-	-	-	-
Oilseeds	*	*	*	*	*	*	33,993	4,334	1,958
Neug	-	-	-	-	-	-	1,202	*	*
Linseed	*	*	*	-	-	-	30,353	4,024	1,748
Groundnuts	-	-	-	-	-	-	*	*	*
Safflower	*	*	*	*	*	*	*	*	*
Sesame	-	-	-	-	-	-	*	*	*
Rapeseed	-	-	-	-	-	-	*	*	*
Vegetables	*	*	*	*	*	27	21,940	361	*
Lettuce	-	-	-	-	-	-	2,030	5	-
Head cabbage	-	-	-	*	*	*	4,419	39	*
Ethiopian cabbage	-	-	-	-	-	-	*	*	-
Tomatoes	*	*	*	*	-	-	3,754	*	-
Green peppers	-	-	-	*	*	*	8,531	*	*
Red peppers	-	-	-	*	*	*	5,056	*	*
Swiss chard	-	-	-	*	*	*	1,602	3	-
Root crops	*	*	*	*	*	*	39,772	1,035	*
Beetroot	-	-	-	*	*	*	*	*	-
Carrot	*	*	*	*	*	*	*	*	-
Onion	*	*	*	*	*	55	15,780	343	*
Potatoes	-	-	-	-	-	-	11,339	171	*
Garlic	*	*	*	*	*	*	21,543	455	*
Taro 'Godere'	-	-	-	-	-	-	-	-	-
Sweet potatoes	-	-	-	-	-	-	*	*	-
Other Temporary	-	-	-	-	-	-	4,690	*	*
Permanent crops	-	-	-	*	*	*	56,526	1,557	*
Avocado	-	-	-	-	-	-	-	-	-
Bananas	-	-	-	-	-	-	*	*	-
Guava	-	-	-	-	-	-	2,777	*	-
Lemons	-	-	-	-	-	-	*	*	-
Mangoes	-	-	-	-	-	-	*	*	-
Oranges	-	-	-	-	-	-	*	*	-
Papayas	-	-	-	-	-	-	*	*	-
Pineapples	-	-	-	-	-	-	-	-	-
Chat	-	-	-	-	-	-	*	*	-
Coffee	-	-	-	-	-	-	1,184	*	-
Hops / 'Geshe'	-	-	-	*	*	*	25,207	249	-
Enset	-	-	-	-	-	-	-	-	-
Sugar cane	-	-	-	-	-	-	-	-	-
Other permanent	-	-	-	-	-	-	26,031	684	*

(Table1.1.4 Cont'd.)

South Tigray

Crop type	Improved seed			Pesticide		Irrigation		Extension package	
	Holder	Hectare	Quintal	Holder	Hectare	Holder	Hectare	Holder	Hectare
All	29,099	6,036	4,098	6,033	*	58,883	10,071	63,247	52,272
Cereals	16,573	5,115	3,559	4,438	*	23,227	7,129	56,237	46,998
Teff	3,385	1,614	455	*	*	11,496	2,993	31,726	11,706
Barley	2,445	407	-	751	*	2,758	611	41,541	14,062
Wheat	9,185	2,173	3,071	*	*	7,543	1,781	42,579	17,061
Maize	*	*	*	*	*	5,296	*	20,799	1,396
Sorghum	*	*	-	-	-	*	*	5,436	*
Finger millet	-	-	-	-	-	-	-	-	-
Oats / 'Aja'	-	-	-	-	-	-	-	-	-
Rice	-	-	-	-	-	-	-	-	-
Pulses	*	*	*	*	*	11,589	1,313	19,609	3,828
Horse / Faba beans	-	-	-	*	*	2,618	248	-	-
Field Peas	*	*	-	-	-	*	*	10,147	*
Haricot beans	*	*	*	-	-	*	*	*	*
Chick peas	*	*	*	-	-	1,555	*	3,740	957
Lentils	-	-	-	-	-	*	*	6,082	840
Vetch/Grass peas	-	-	-	-	-	*	*	-	-
Soya beans	-	-	-	-	-	-	-	-	-
Fenugreek	-	-	-	*	*	1,970	*	-	-
Gibto	-	-	-	-	-	-	-	-	-
Oilseeds	*	*	-	-	-	995	*	10,406	1,115
Neug	-	-	-	-	-	*	*	*	*
Linseed	-	-	-	-	-	*	*	9,789	1,064
Groundnuts	-	-	-	-	-	*	*	-	-
Safflower	*	*	-	-	-	-	-	-	-
Sesame	-	-	-	-	-	-	-	-	-
Rapeseed	-	-	-	-	-	-	-	-	-
Vegetables	2,285	*	*	*	*	16,595	390	2,337	35
Lettuce	*	*	-	-	-	1,630	3	-	-
Head cabbage	*	*	-	*	*	3,159	39	-	-
Ethiopian cabbage	*	*	-	-	-	*	*	-	-
Tomatoes	*	*	-	*	*	3,098	*	1,074	*
Green peppers	-	-	-	-	-	5,927	81	-	-
Red peppers	*	*	*	-	-	4,381	*	*	*
Swiss chard	*	*	*	-	-	1,720	4	-	-
Root crops	3,447	*	*	*	*	27,861	868	8,897	243
Beetroot	*	*	*	-	-	-	-	-	-
Carrot	-	-	-	-	-	*	*	-	-
Onion	2,325	*	-	-	-	12,538	389	5,556	*
Potatoes	*	*	-	*	*	5,405	90	2,786	*
Garlic	*	*	-	*	*	15,011	325	-	-
Taro 'Godere'	-	-	-	-	-	-	-	-	-
Sweet potatoes	*	*	-	-	-	*	*	*	*
Other Temporary	-	-	-	-	-	1,537	*	*	*
Permanent crops	10,198	43	-	*	*	25,320	236	-	-
Avocado	-	-	-	-	-	-	-	-	-
Bananas	-	-	-	-	-	*	*	-	-
Guava	*	*	-	-	-	3,279	12	-	-
Lemons	-	-	-	-	-	*	*	-	-
Mangoes	-	-	-	-	-	*	*	-	-
Oranges	*	*	-	-	-	*	*	-	-
Papayas	*	*	-	-	-	*	*	-	-
Pineapples	-	-	-	-	-	-	-	-	-
Chat	-	-	-	*	*	*	*	-	-
Coffee	*	*	-	-	-	*	*	-	-
Hops / 'Gescho'	6,096	*	-	*	*	19,252	*	-	-
Enset	-	-	-	-	-	-	-	-	-
Sugar cane	-	-	-	-	-	-	-	-	-
Other permanent	*	*	-	-	-	2,873	6	-	-

Table1.1.5 Number of Holders, Inputs Applied Area and Quantity of Inputs used
North West Tigray

Crop type	All CROP Area (HA)	All Fertilizers		Natural		DAP		
		Hectare	Quintal	Holder	Hectare	Holder	Hectare	Quintal
All	152,617	89,667	26,230	106,291	44,565	25,080	15,163	5,641
Cereals	131,047	85,265	25,368	97,617	41,764	23,631	14,190	5,235
Teff	27,309	18,717	11,343	5,255	968	12,263	4,486	1,592
Barley	500	122	*	2,273	*	-	-	-
Wheat	*	*	-	*	*	-	-	-
Maize	21,084	20,135	4,171	90,164	15,536	2,568	*	*
Sorghum	48,510	24,266	2,119	45,159	19,700	4,494	1,808	674
Finger millet	33,574	22,015	7,700	20,983	5,471	15,082	7,404	2,762
Oats / ‘Aja’	*	-	-	-	-	-	-	-
Rice	-	-	-	-	-	-	-	-
Pulses	7,034	778	*	10,067	640	*	*	*
Horse / Faba beans	1,943	258	*	4,591	188	-	-	-
Field Peas	*	*	-	*	*	-	-	-
Haricot beans	*	*	-	*	*	-	-	-
Chick peas	3,240	*	*	3,324	*	*	*	*
Lentils	*	-	-	-	-	-	-	-
Vetch / Grass peas	*	-	-	-	-	-	-	-
Soya beans	-	-	-	-	-	-	-	-
Fenugreek	*	-	-	-	-	-	-	-
Gibto	*	-	-	-	-	-	-	-
Oilseeds	13,406	2,833	560	8,045	1,480	3,430	899	393
Neug	4,201	*	*	*	*	-	-	-
Linseed	1,296	113	-	1,582	113	-	-	-
Groundnuts	*	-	-	-	-	-	-	-
Safflower	-	-	-	-	-	-	-	-
Sesame	7,889	2,390	547	4,653	1,125	3,430	899	393
Rapeseed	*	*	-	*	*	-	-	-
Vegetables	763	664	120	64,232	646	*	*	*
Lettuce	*	*	-	*	*	-	-	-
Head cabbage	-	-	-	-	-	-	-	-
Ethiopian cabbage	-	-	-	-	-	-	-	-
Tomatoes	*	*	-	*	*	-	-	-
Green peppers	25	18	-	2,994	18	-	-	-
Red peppers	713	632	120	62,055	614	*	*	*
Swiss chard	*	*	-	*	*	-	-	-
Root crops	*	*	*	4,880	*	-	-	-
Beetroot	*	*	-	*	*	-	-	-
Carrot	*	*	-	*	*	-	-	-
Onion	*	*	*	2,936	*	-	-	-
Potatoes	*	*	-	*	*	-	-	-
Garlic	*	*	-	*	*	-	-	-
Taro ‘Godere’	-	-	-	-	-	-	-	-
Sweet potatoes	*	*	-	*	*	-	-	-
Other Temporary	*	-	-	-	-	-	-	-
Permanent crops	119	14	*	3,241	7	-	-	-
Avocado	-	-	-	-	-	-	-	-
Bananas	-	-	-	-	-	-	-	-
Guava	*	*	-	*	*	-	-	-
Lemons	2	*	-	*	*	-	-	-
Mangoes	-	-	-	-	-	-	-	-
Oranges	*	-	-	-	-	-	-	-
Papayas	6	*	-	1,205	*	-	-	-
Pineapples	-	-	-	-	-	-	-	-
Chat	-	-	-	-	-	-	-	-
Coffee	*	*	-	-	-	-	-	-
Hops / ‘Gescho’	105	*	*	*	*	-	-	-
Enset	-	-	-	-	-	-	-	-
Sugar cane	*	-	-	-	-	-	-	-
Other permanent	2	*	-	*	*	-	-	-

(Table 1.1.5 Cont'd.)

North West Tigray

Crop type	UREA			UREA + DAP			INDIGENOUS SEED		
	Holder	Hectare	Quintal	Holder	Hectare	Quintal	Holder	Hectare	Quintal
All	4,546	1,440	592	46,424	28,499	19,997	124,704	151,941	55,510
Cereals	4,047	1,400	572	46,424	27,911	19,560	124,561	130,494	48,839
Teff	597	87	*	32,072	13,176	9,726	78,687	27,169	11,938
Barley	-	-	-	*	*	*	10,400	500	445
Wheat	-	-	-	-	-	-	*	*	*
Maize	*	*	*	15,963	3,892	3,903	113,067	20,983	7,918
Sorghum	*	*	73	6,116	2,347	1,372	84,345	48,235	15,215
Finger millet	2,312	688	*	24,426	8,452	4,525	94,759	33,536	13,294
Oats / 'Aja'	-	-	-	-	-	-	*	*	*
Rice	-	-	-	-	-	-	-	-	-
Pulses	-	-	-	*	*	*	45,370	6,980	3,972
Horse/Faba beans	-	-	-	*	*	*	22,583	1,943	1,578
Field Peas	-	-	-	-	-	-	6,928	*	*
Haricot beans	-	-	-	-	-	-	*	*	*
Chick peas	-	-	-	-	-	-	14,751	3,186	1,374
Lentils	-	-	-	-	-	-	*	*	*
Vetch / Grass peas	-	-	-	-	-	-	*	*	*
Soya beans	-	-	-	-	-	-	-	-	-
Fenugreek	-	-	-	-	-	-	*	*	*
Gibto	-	-	-	-	-	-	*	*	*
Oilseeds	*	*	*	*	*	*	56,775	13,338	2,698
Neug	-	-	-	*	*	*	19,650	4,201	971
Linseed	-	-	-	-	-	-	14,881	1,296	476
Groundnuts	-	-	-	-	-	-	*	*	*
Safflower	-	-	-	-	-	-	-	-	-
Sesame	*	*	*	*	*	*	29,031	7,827	1,248
Rapeseed	-	-	-	-	-	-	*	*	*
Vegetables	*	*	*	*	11	112	77,960	763	*
Lettuce	-	-	-	-	-	-	*	*	-
Head cabbage	-	-	-	-	-	-	-	-	-
Ethiopian cabbage	-	-	-	-	-	-	-	-	-
Tomatoes	-	-	-	-	-	-	3,125	*	-
Green peppers	-	-	-	-	-	-	3,763	25	-
Red peppers	*	*	*	*	11	112	74,872	713	*
Swiss chard	-	-	-	-	-	-	*	*	-
Root crops	721	*	*	*	*	*	11,396	*	-
Beetroot	-	-	-	-	-	-	*	*	-
Carrot	-	-	-	-	-	-	*	*	-
Onion	721	*	*	*	*	*	9,091	*	-
Potatoes	-	-	-	-	-	-	*	*	-
Garlic	-	-	-	-	-	-	*	*	-
Taro 'Godere'	-	-	-	-	-	-	-	-	-
Sweet potatoes	-	-	-	-	-	-	*	*	-
Other Temporary	-	-	-	-	-	-	*	*	-
Permanent crops	-	-	-	*	*	*	16,001	118	-
Avocado	-	-	-	-	-	-	-	-	-
Bananas	-	-	-	-	-	-	-	-	-
Guava	-	-	-	-	-	-	*	*	-
Lemons	-	-	-	-	-	-	1,682	2	-
Mangoes	-	-	-	-	-	-	-	-	-
Oranges	-	-	-	-	-	-	*	*	-
Papayas	-	-	-	-	-	-	1,948	5	-
Pineapples	-	-	-	-	-	-	-	-	-
Chat	-	-	-	-	-	-	-	-	-
Coffee	-	-	-	*	*	-	*	*	-
Hops / 'Gesho'	-	-	-	*	*	*	12,074	105	-
Enset	-	-	-	-	-	-	-	-	-
Sugar cane	-	-	-	-	-	-	*	*	-
Other permanent	-	-	-	-	-	-	1,423	2	-

(Table1.1.5 Cont'd.)

North West Tigray

Crop type	Improved seed			Pesticide		Irrigation		Extension package	
	Holder	Hectare	Quintal	Holder	Hectare	Holder	Hectare	Holder	Hectare
All	4,232	677	241	4,896	1,512	14,804	469	67,754	48,984
Cereals	2,678	553	162	2,925	1,374	724	*	65,325	44,705
Teff	*	*	*	*	*	*	*	47,344	18,532
Barley	-	-	-	*	*	-	-	4,705	182
Wheat	-	-	-	-	-	-	-	*	*
Maize	1,361	*	*	*	*	*	*	50,074	11,288
Sorghum	1,357	274	*	*	*	*	*	30,295	14,673
Finger millet	*	*	*	1,440	455	*	*	-	-
Oats / 'Aja'	-	-	-	-	-	-	-	-	-
Rice	-	-	-	-	-	-	-	-	-
Pulses	*	*	*	*	*	*	*	6,492	799
Horse / Faba beans	-	-	-	*	*	*	*	-	-
Field Peas	-	-	-	-	-	-	-	*	*
Haricot beans	-	-	-	-	-	-	-	*	*
Chick peas	*	*	*	-	-	*	*	4,908	678
Lentils	-	-	-	-	-	-	-	-	-
Vetch/Grass peas	-	-	-	-	-	-	-	-	-
Soya beans	-	-	-	-	-	-	-	-	-
Fenugreek	-	-	-	-	-	-	-	-	-
Gibto	-	-	-	-	-	-	-	-	-
Oilseeds	837	*	*	*	*	-	-	15,235	2,986
Neug	-	-	-	-	-	-	-	4,794	731
Linseed	-	-	-	-	-	-	-	4,700	350
Groundnuts	*	*	*	*	*	-	-	*	*
Safflower	-	-	-	-	-	-	-	-	-
Sesame	*	*	*	*	*	-	-	7,371	1,899
Rapeseed	-	-	-	-	-	-	-	-	-
Vegetables	-	-	-	*	*	2,001	*	30,222	283
Lettuce	-	-	-	-	-	-	-	-	-
Head cabbage	-	-	-	-	-	-	-	-	-
Ethiopian cabbage	-	-	-	-	-	-	-	-	-
Tomatoes	-	-	-	*	*	*	*	*	*
Green peppers	-	-	-	-	-	*	*	-	-
Red peppers	-	-	-	*	*	1,348	*	29,904	262
Swiss chard	-	-	-	-	-	*	*	-	-
Root crops	-	-	-	*	*	*	*	6,736	*
Beetroot	-	-	-	-	-	*	*	-	-
Carrot	-	-	-	-	-	-	-	-	-
Onion	-	-	-	-	-	*	*	6,406	*
Potatoes	-	-	-	-	-	*	*	-	-
Garlic	-	-	-	*	*	*	*	-	-
Taro 'Godere'	-	-	-	-	-	-	-	-	-
Sweet potatoes	-	-	-	-	-	-	-	*	*
Other Temporary	-	-	-	-	-	-	-	-	-
Permanent crops	*	*	-	*	*	12,351	104	-	-
Avocado	-	-	-	-	-	-	-	-	-
Bananas	-	-	-	-	-	-	-	-	-
Guava	-	-	-	-	-	*	*	-	-
Lemons	-	-	-	*	*	1,237	1	-	-
Mangoes	-	-	-	-	-	-	-	-	-
Oranges	-	-	-	-	-	*	*	-	-
Papayas	*	*	-	-	-	1,735	5	-	-
Pineapples	-	-	-	-	-	-	-	-	-
Chat	-	-	-	-	-	-	-	-	-
Coffee	-	-	-	-	-	*	*	-	-
Hops / 'Gescho'	*	*	-	*	*	10,221	*	-	-
Enset	-	-	-	-	-	-	-	-	-
Sugar cane	-	-	-	-	-	*	*	-	-
Other permanent	-	-	-	*	*	*	*	-	-

Table1.2 Number of Holders, Inputs Applied Area and Quantity of Inputs used

Afar Region

Crop type	All CROP Area (HA)	All Fertilizers		Natural		DAP		
		Hectare	Quintal	Holder	Hectare	Holder	Hectare	Quintal
All	13,433	1,427	322	2,210	727	*	*	*
Cereals	10,420	974	*	1,984	653	*	*	*
Teff	1,729	518	*	826	207	*	*	*
Barley	59	*	-	*	*	-	-	-
Wheat	*	*	*	*	*	*	*	*
Maize	6,863	326	-	1,306	326	-	-	-
Sorghum	1,725	*	*	688	*	*	*	*
Finger millet	*	*	-	*	*	-	-	-
Oats / 'Aja'	-	-	-	-	-	-	-	-
Rice	-	-	-	-	-	-	-	-
Pulses	434	23	*	655	22	*	*	*
Horse / Faba beans	-	-	-	-	-	-	-	-
Field Peas	-	-	-	-	-	-	-	-
Haricot beans	339	22	*	630	21	*	*	*
Chick peas	92	-	-	-	-	-	-	-
Lentils	*	*	-	*	*	-	-	-
Vetch / Grass peas	-	-	-	-	-	-	-	-
Soya beans	-	-	-	-	-	-	-	-
Fenugreek	*	-	-	-	-	-	-	-
Gibto	-	-	-	-	-	-	-	-
Oilseeds	1,457	*	*	426	30	*	*	*
Neug	5	*	*	-	-	*	*	*
Linseed	*	-	-	-	-	-	-	-
Groundnuts	-	-	-	-	-	-	-	-
Safflower	127	*	*	356	19	*	*	*
Sesame	1,324	*	*	*	*	*	*	*
Rapeseed	-	-	-	-	-	-	-	-
Vegetables	38	*	*	441	4	-	-	-
Lettuce	-	-	-	-	-	-	-	-
Head cabbage	-	-	-	-	-	-	-	-
Ethiopian cabbage	*	*	-	*	*	-	-	-
Tomatoes	*	*	*	-	-	-	-	-
Green peppers	5	*	-	*	*	-	-	-
Red peppers	13	*	-	*	*	-	-	-
Swiss chard	-	-	-	-	-	-	-	-
Root crops	*	*	*	211	*	*	*	*
Beetroot	-	-	-	-	-	-	-	-
Carrot	-	-	-	-	-	-	-	-
Onion	*	*	*	211	*	*	*	*
Potatoes	-	-	-	-	-	-	-	-
Garlic	-	-	-	-	-	-	-	-
Taro 'Godere'	-	-	-	-	-	-	-	-
Sweet potatoes	*	-	-	-	-	-	-	-
Other Temporary	669	*	*	*	*	-	-	-
Permanent crops	92	7	*	141	*	*	*	*
Avocado	-	-	-	-	-	-	-	-
Bananas	*	-	-	-	-	-	-	-
Guava	-	-	-	-	-	-	-	-
Lemons	*	-	-	-	-	-	-	-
Mangoes	-	-	-	-	-	-	-	-
Oranges	*	-	-	-	-	-	-	-
Papayas	1	-	-	-	-	-	-	-
Pineapples	-	-	-	-	-	-	-	-
Chat	*	-	-	-	-	-	-	-
Coffee	*	*	-	*	*	-	-	-
Hops / 'Gesho'	6	*	*	*	*	*	*	*
Enset	-	-	-	-	-	-	-	-
Sugar cane	*	*	-	*	*	-	-	-
Other permanent	30	*	-	77	*	-	-	-

(Table 1.2 Cont'd.)

Afar Region

Crop type	UREA			UREA + DAP			INDIGENOUS SEED		
	Holder	Hectare	Quintal	Holder	Hectare	Quintal	Holder	Hectare	Quintal
All	*	*	*	*	*	*	13,040	12,790	3,615
Cereals	*	*	*	*	*	*	11,019	10,015	3,332
Teff	*	*	*	*	*	*	3,917	1,729	446
Barley	-	-	-	-	-	-	591	59	*
Wheat	-	-	-	-	-	-	*	*	*
Maize	-	-	-	-	-	-	9,387	6,459	2,641
Sorghum	-	-	-	-	-	-	3,896	1,724	151
Finger millet	-	-	-	-	-	-	*	*	*
Oats / 'Aja'	-	-	-	-	-	-	-	-	-
Rice	-	-	-	-	-	-	-	-	-
Pulses	-	-	-	-	-	-	2,791	434	157
Horse/Faba beans	-	-	-	-	-	-	*	-	*
Field Peas	-	-	-	-	-	-	-	-	-
Haricot beans	-	-	-	-	-	-	2,623	338	107
Chick peas	-	-	-	-	-	-	419	92	*
Lentils	-	-	-	-	-	-	*	*	*
Vetch / Grass peas	-	-	-	-	-	-	-	-	-
Soya beans	-	-	-	-	-	-	-	-	-
Fenugreek	-	-	-	-	-	-	*	*	*
Gibto	-	-	-	-	-	-	-	-	-
Oilseeds	*	*	*	*	*	*	3,570	1,348	*
Neug	-	-	-	-	-	-	241	5	*
Linseed	-	-	-	-	-	-	*	*	*
Groundnuts	-	-	-	-	-	-	-	-	-
Safflower	*	*	*	*	*	*	1,525	127	6
Sesame	-	-	-	-	-	-	3,160	1,216	*
Rapeseed	-	-	-	-	-	-	-	-	-
Vegetables	*	*	*	-	-	-	1,568	38	*
Lettuce	-	-	-	-	-	-	-	-	-
Head cabbage	-	-	-	-	-	-	-	-	-
Ethiopian cabbage	-	-	-	-	-	-	145	*	-
Tomatoes	*	*	*	-	-	-	*	*	*
Green peppers	-	-	-	-	-	-	543	5	-
Red peppers	-	-	-	-	-	-	938	13	-
Swiss chard	-	-	-	-	-	-	-	-	-
Root crops	*	*	*	-	-	-	1,021	*	-
Beetroot	-	-	-	-	-	-	-	-	-
Carrot	-	-	-	-	-	-	-	-	-
Onion	*	*	*	-	-	-	973	*	-
Potatoes	-	-	-	-	-	-	-	-	-
Garlic	-	-	-	-	-	-	-	-	-
Taro 'Godere'	-	-	-	-	-	-	-	-	-
Sweet potatoes	-	-	-	-	-	-	*	*	-
Other Temporary	*	*	*	-	-	-	916	543	-
Permanent crops	-	-	-	-	-	-	1,934	92	*
Avocado	-	-	-	-	-	-	-	-	-
Bananas	-	-	-	-	-	-	*	*	-
Guava	-	-	-	-	-	-	-	-	-
Lemons	-	-	-	-	-	-	313	*	-
Mangoes	-	-	-	-	-	-	-	-	-
Oranges	-	-	-	-	-	-	*	*	-
Papayas	-	-	-	-	-	-	440	1	-
Pineapples	-	-	-	-	-	-	-	-	-
Chat	-	-	-	-	-	-	*	*	-
Coffee	-	-	-	-	-	-	*	*	-
Hops / 'Geshe'	-	-	-	-	-	-	325	6	*
Enset	-	-	-	-	-	-	-	-	-
Sugar cane	-	-	-	-	-	-	*	*	-
Other permanent	-	-	-	-	-	-	568	30	-

(Table1.2 Cont'd.)

Afar Region

Crop type	Improved seed			Pesticide		Irrigation		Extension package	
	Holder	Hectare	Quintal	Holder	Hectare	Holder	Hectare	Holder	Hectare
All	853	643	123	826	823	8,286	8,461	*	*
Cereals	485	405	115	287	126	6,191	6,375	*	*
Teff	-	-	-	*	*	-	-	*	*
Barley	-	-	-	-	-	*	*	-	-
Wheat	-	-	-	*	*	-	-	-	-
Maize	485	404	115	*	*	6,191	6,359	*	*
Sorghum	*	*	-	*	*	*	*	-	-
Finger millet	-	-	-	*	*	-	-	-	-
Oats / 'Aja'	-	-	-	-	-	-	-	-	-
Rice	-	-	-	-	-	-	-	-	-
Pulses	*	*	-	-	-	*	*	-	-
Horse / Faba beans	-	-	-	-	-	-	-	-	-
Field Peas	-	-	-	-	-	-	-	-	-
Haricot beans	*	*	-	-	-	*	*	-	-
Chick peas	-	-	-	-	-	-	-	-	-
Lentils	-	-	-	-	-	-	-	-	-
Vetch/Grass peas	-	-	-	-	-	-	-	-	-
Soya beans	-	-	-	-	-	-	-	-	-
Fenugreek	-	-	-	-	-	-	-	-	-
Gibto	-	-	-	-	-	-	-	-	-
Oilseeds	*	*	*	*	*	1,082	*	*	*
Neug	-	-	-	-	-	-	-	-	-
Linseed	-	-	-	-	-	-	-	-	-
Groundnuts	-	-	-	-	-	-	-	-	-
Safflower	-	-	-	*	*	-	-	-	-
Sesame	*	*	*	*	*	1,082	*	*	*
Rapeseed	-	-	-	-	-	-	-	-	-
Vegetables	-	-	-	*	*	189	*	*	*
Lettuce	-	-	-	-	-	-	-	-	-
Head cabbage	-	-	-	-	-	-	-	-	-
Ethiopian cabbage	-	-	-	-	-	*	*	-	-
Tomatoes	-	-	-	*	*	*	*	-	-
Green peppers	-	-	-	-	-	*	*	-	-
Red peppers	-	-	-	*	*	*	*	*	*
Swiss chard	-	-	-	-	-	-	-	-	-
Root crops	*	*	-	*	*	*	*	*	*
Beetroot	-	-	-	-	-	-	-	-	-
Carrot	-	-	-	-	-	-	-	-	-
Onion	*	*	-	*	*	*	*	*	*
Potatoes	-	-	-	-	-	-	-	-	-
Garlic	-	-	-	-	-	-	-	-	-
Taro 'Godere'	-	-	-	-	-	-	-	-	-
Sweet potatoes	-	-	-	-	-	-	-	-	-
Other Temporary	187	*	-	449	*	469	615	*	*
Permanent crops	-	-	-	-	-	957	*	-	-
Avocado	-	-	-	-	-	-	-	-	-
Bananas	-	-	-	-	-	*	*	-	-
Guava	-	-	-	-	-	-	-	-	-
Lemons	-	-	-	-	-	*	*	-	-
Mangoes	-	-	-	-	-	-	-	-	-
Oranges	-	-	-	-	-	-	-	-	-
Papayas	-	-	-	-	-	*	*	-	-
Pineapples	-	-	-	-	-	-	-	-	-
Chat	-	-	-	-	-	-	-	-	-
Coffee	-	-	-	-	-	-	-	-	-
Hops / 'Geshe'	-	-	-	-	-	-	-	-	-
Enset	-	-	-	-	-	-	-	-	-
Sugar cane	-	-	-	-	-	*	*	-	-
Other permanent	-	-	-	-	-	411	26	-	-

Table1.2.1 Number of Holders, Inputs Applied Area and Quantity of Inputs used

Zone 1

Crop type	All CROP Area (HA)	All Fertilizers		Natural		DAP		
		Hectare	Quintal	Holder	Hectare	Holder	Hectare	Quintal
All	7,147	*	-	273	*	-	-	-
Cereals	6,160	*	-	*	*	-	-	-
Teff	-	-	-	-	-	-	-	-
Barley	*	-	-	-	-	-	-	-
Wheat	-	-	-	-	-	-	-	-
Maize	6,144	*	-	*	*	-	-	-
Sorghum	*	*	-	*	*	-	-	-
Finger millet	-	-	-	-	-	-	-	-
Oats / 'Aja'	-	-	-	-	-	-	-	-
Rice	-	-	-	-	-	-	-	-
Pulses	*	-	-	-	-	-	-	-
Horse / Faba beans	-	-	-	-	-	-	-	-
Field Peas	-	-	-	-	-	-	-	-
Haricot beans	*	-	-	-	-	-	-	-
Chick peas	-	-	-	-	-	-	-	-
Lentils	-	-	-	-	-	-	-	-
Vetch / Grass peas	-	-	-	-	-	-	-	-
Soya beans	-	-	-	-	-	-	-	-
Fenugreek	-	-	-	-	-	-	-	-
Gibto	-	-	-	-	-	-	-	-
Oilseeds	*	-	-	-	-	-	-	-
Neug	-	-	-	-	-	-	-	-
Linseed	-	-	-	-	-	-	-	-
Groundnuts	-	-	-	-	-	-	-	-
Safflower	-	-	-	-	-	-	-	-
Sesame	*	-	-	-	-	-	-	-
Rapeseed	-	-	-	-	-	-	-	-
Vegetables	*	-	-	-	-	-	-	-
Lettuce	-	-	-	-	-	-	-	-
Head cabbage	-	-	-	-	-	-	-	-
Ethiopian cabbage	-	-	-	-	-	-	-	-
Tomatoes	-	-	-	-	-	-	-	-
Green peppers	*	-	-	-	-	-	-	-
Red peppers	*	-	-	-	-	-	-	-
Swiss chard	-	-	-	-	-	-	-	-
Root crops	-	-	-	-	-	-	-	-
Beetroot	-	-	-	-	-	-	-	-
Carrot	-	-	-	-	-	-	-	-
Onion	-	-	-	-	-	-	-	-
Potatoes	-	-	-	-	-	-	-	-
Garlic	-	-	-	-	-	-	-	-
Taro 'Godere'	-	-	-	-	-	-	-	-
Sweet potatoes	-	-	-	-	-	-	-	-
Other Temporary	-	-	-	-	-	-	-	-
Permanent crops	30	*	-	*	*	-	-	-
Avocado	-	-	-	-	-	-	-	-
Bananas	-	-	-	-	-	-	-	-
Guava	-	-	-	-	-	-	-	-
Lemons	*	-	-	-	-	-	-	-
Mangoes	-	-	-	-	-	-	-	-
Oranges	*	-	-	-	-	-	-	-
Papayas	-	-	-	-	-	-	-	-
Pineapples	-	-	-	-	-	-	-	-
Chat	-	-	-	-	-	-	-	-
Coffee	-	-	-	-	-	-	-	-
Hops / 'Geshe'	-	-	-	-	-	-	-	-
Enset	-	-	-	-	-	-	-	-
Sugar cane	-	-	-	-	-	-	-	-
Other permanent	30	*	-	*	*	-	-	-

(Table 1.2.1 Cont'd.)

Zone 1

Crop type	UREA			UREA + DAP			INDIGENOUS SEED		
	Holder	Hectare	Quintal	Holder	Hectare	Quintal	Holder	Hectare	Quintal
All	-	-	-	-	-	-	6,616	6,786	2,537
Cereals	-	-	-	-	-	-	5,685	5,845	2,431
Teff	-	-	-	-	-	-	-	-	-
Barley	-	-	-	-	-	-	*	*	-
Wheat	-	-	-	-	-	-	-	-	-
Maize	-	-	-	-	-	-	5,685	5,828	2,429
Sorghum	-	-	-	-	-	-	*	*	*
Finger millet	-	-	-	-	-	-	-	-	-
Oats / 'Aja'	-	-	-	-	-	-	-	-	-
Rice	-	-	-	-	-	-	-	-	-
Pulses	-	-	-	-	-	-	*	*	-
Horse/Faba beans	-	-	-	-	-	-	-	-	-
Field Peas	-	-	-	-	-	-	-	-	-
Haricot beans	-	-	-	-	-	-	*	*	-
Chick peas	-	-	-	-	-	-	-	-	-
Lentils	-	-	-	-	-	-	-	-	-
Vetch / Grass peas	-	-	-	-	-	-	-	-	-
Soya beans	-	-	-	-	-	-	-	-	-
Fenugreek	-	-	-	-	-	-	-	-	-
Gibto	-	-	-	-	-	-	-	-	-
Oilseeds	-	-	-	-	-	-	*	*	*
Neug	-	-	-	-	-	-	-	-	-
Linseed	-	-	-	-	-	-	-	-	-
Groundnuts	-	-	-	-	-	-	-	-	-
Safflower	-	-	-	-	-	-	-	-	-
Sesame	-	-	-	-	-	-	*	*	*
Rapeseed	-	-	-	-	-	-	-	-	-
Vegetables	-	-	-	-	-	-	*	*	-
Lettuce	-	-	-	-	-	-	-	-	-
Head cabbage	-	-	-	-	-	-	-	-	-
Ethiopian cabbage	-	-	-	-	-	-	-	-	-
Tomatoes	-	-	-	-	-	-	-	-	-
Green peppers	-	-	-	-	-	-	*	*	-
Red peppers	-	-	-	-	-	-	*	*	-
Swiss chard	-	-	-	-	-	-	-	-	-
Root crops	-	-	-	-	-	-	-	-	-
Beetroot	-	-	-	-	-	-	-	-	-
Carrot	-	-	-	-	-	-	-	-	-
Onion	-	-	-	-	-	-	-	-	-
Potatoes	-	-	-	-	-	-	-	-	-
Garlic	-	-	-	-	-	-	-	-	-
Taro 'Godere'	-	-	-	-	-	-	-	-	-
Sweet potatoes	-	-	-	-	-	-	-	-	-
Other Temporary	-	-	-	-	-	-	-	-	-
Permanent crops	-	-	-	-	-	-	472	30	-
Avocado	-	-	-	-	-	-	-	-	-
Bananas	-	-	-	-	-	-	-	-	-
Guava	-	-	-	-	-	-	-	-	-
Lemons	-	-	-	-	-	-	*	*	-
Mangoes	-	-	-	-	-	-	-	-	-
Oranges	-	-	-	-	-	-	*	*	-
Papayas	-	-	-	-	-	-	-	-	-
Pineapples	-	-	-	-	-	-	-	-	-
Chat	-	-	-	-	-	-	-	-	-
Coffee	-	-	-	-	-	-	-	-	-
Hops / 'Gesho'	-	-	-	-	-	-	-	-	-
Enset	-	-	-	-	-	-	-	-	-
Sugar cane	-	-	-	-	-	-	-	-	-
Other permanent	-	-	-	-	-	-	472	30	-

(Table1.2.1 Cont'd.)

Zone 1

Crop type	Improved seed			Pesticide		Irrigation		Extension package	
	Holder	Hectare	Quintal	Holder	Hectare	Holder	Hectare	Holder	Hectare
All	371	361	96	-	-	6,704	7,075	-	-
Cereals	348	315	93	-	-	5,866	6,092	-	-
Teff	-	-	-	-	-	-	-	-	-
Barley	-	-	-	-	-	*	*	-	-
Wheat	-	-	-	-	-	-	-	-	-
Maize	348	315	93	-	-	5,866	6,075	-	-
Sorghum	-	-	-	-	-	*	*	-	-
Finger millet	-	-	-	-	-	-	-	-	-
Oats / 'Aja'	-	-	-	-	-	-	-	-	-
Rice	-	-	-	-	-	-	-	-	-
Pulses	-	-	-	-	-	*	*	-	-
Horse / Faba beans	-	-	-	-	-	-	-	-	-
Field Peas	-	-	-	-	-	-	-	-	-
Haricot beans	-	-	-	-	-	*	*	-	-
Chick peas	-	-	-	-	-	-	-	-	-
Lentils	-	-	-	-	-	-	-	-	-
Vetch/Grass peas	-	-	-	-	-	-	-	-	-
Soya beans	-	-	-	-	-	-	-	-	-
Fenugreek	-	-	-	-	-	-	-	-	-
Gibto	-	-	-	-	-	-	-	-	-
Oilseeds	*	*	*	-	-	*	*	-	-
Neug	-	-	-	-	-	-	-	-	-
Linseed	-	-	-	-	-	-	-	-	-
Groundnuts	-	-	-	-	-	-	-	-	-
Safflower	-	-	-	-	-	-	-	-	-
Sesame	*	*	*	-	-	*	*	-	-
Rapeseed	-	-	-	-	-	-	-	-	-
Vegetables	-	-	-	-	-	*	*	-	-
Lettuce	-	-	-	-	-	-	-	-	-
Head cabbage	-	-	-	-	-	-	-	-	-
Ethiopian cabbage	-	-	-	-	-	-	-	-	-
Tomatoes	-	-	-	-	-	-	-	-	-
Green peppers	-	-	-	-	-	*	*	-	-
Red peppers	-	-	-	-	-	*	*	-	-
Swiss chard	-	-	-	-	-	-	-	-	-
Root crops	-	-	-	-	-	-	-	-	-
Beetroot	-	-	-	-	-	-	-	-	-
Carrot	-	-	-	-	-	-	-	-	-
Onion	-	-	-	-	-	-	-	-	-
Potatoes	-	-	-	-	-	-	-	-	-
Garlic	-	-	-	-	-	-	-	-	-
Taro 'Godere'	-	-	-	-	-	-	-	-	-
Sweet potatoes	-	-	-	-	-	-	-	-	-
Other Temporary	-	-	-	-	-	-	-	-	-
Permanent crops	-	-	-	-	-	411	26	-	-
Avocado	-	-	-	-	-	-	-	-	-
Bananas	-	-	-	-	-	-	-	-	-
Guava	-	-	-	-	-	-	-	-	-
Lemons	-	-	-	-	-	*	*	-	-
Mangoes	-	-	-	-	-	-	-	-	-
Oranges	-	-	-	-	-	-	-	-	-
Papayas	-	-	-	-	-	-	-	-	-
Pineapples	-	-	-	-	-	-	-	-	-
Chat	-	-	-	-	-	-	-	-	-
Coffee	-	-	-	-	-	-	-	-	-
Hops / 'Geshe'	-	-	-	-	-	-	-	-	-
Enset	-	-	-	-	-	-	-	-	-
Sugar cane	-	-	-	-	-	-	-	-	-
Other permanent	-	-	-	-	-	411	26	-	-

Table1.2.2 Number of Holders, Inputs Applied Area and Quantity of Inputs used

Zone 3

Crop type	All CROP Area (HA)	All Fertilizers		Natural		DAP		
		Hectare	Quintal	Holder	Hectare	Holder	Hectare	Quintal
All	6,286	1,207	322	1,937	507	*	*	*
Cereals	4,260	758	*	1,763	437	*	*	*
Teff	1,729	518	*	826	207	*	*	*
Barley	48	*	-	*	*	-	-	-
Wheat	*	*	*	*	*	*	*	*
Maize	719	110	-	1,100	110	-	-	-
Sorghum	1,719	*	*	673	*	*	*	*
Finger millet	*	*	-	*	*	-	-	-
Oats / 'Aja'	-	-	-	-	-	-	-	-
Rice	-	-	-	-	-	-	-	-
Pulses	434	23	*	655	22	*	*	*
Horse / Faba beans	-	-	-	-	-	-	-	-
Field Peas	-	-	-	-	-	-	-	-
Haricot beans	339	22	*	630	21	*	*	*
Chick peas	92	-	-	-	-	-	-	-
Lentils	*	*	-	*	*	-	-	-
Vetch / Grass peas	-	-	-	-	-	-	-	-
Soya beans	-	-	-	-	-	-	-	-
Fenugreek	*	-	-	-	-	-	-	-
Gibto	-	-	-	-	-	-	-	-
Oilseeds	501	*	*	426	30	*	*	*
Neug	5	*	*	-	-	*	*	*
Linseed	*	-	-	-	-	-	-	-
Groundnuts	-	-	-	-	-	-	-	-
Safflower	127	*	*	356	19	*	*	*
Sesame	368	*	*	*	*	*	*	*
Rapeseed	-	-	-	-	-	-	-	-
Vegetables	37	*	*	441	4	*	-	-
Lettuce	-	-	-	-	-	-	-	-
Head cabbage	-	-	-	-	-	-	-	-
Ethiopian cabbage	*	*	-	*	*	-	-	-
Tomatoes	*	*	*	-	-	-	-	-
Green peppers	5	*	-	*	*	-	-	-
Red peppers	12	*	-	*	*	-	-	-
Swiss chard	-	-	-	-	-	-	-	-
Root crops	*	*	*	211	*	*	*	*
Beetroot	-	-	-	-	-	-	-	-
Carrot	-	-	-	-	-	-	-	-
Onion	*	*	*	211	*	*	*	*
Potatoes	-	-	-	-	-	-	-	-
Garlic	-	-	-	-	-	-	-	-
Taro 'Godere'	-	-	-	-	-	-	-	-
Sweet potatoes	*	-	-	-	-	-	-	-
Other Temporary	669	*	*	*	*	-	-	-
Permanent crops	*	*	*	*	*	*	*	*
Avocado	-	-	-	-	-	-	-	-
Bananas	*	-	-	-	-	-	-	-
Guava	-	-	-	-	-	-	-	-
Lemons	*	-	-	-	-	-	-	-
Mangoes	-	-	-	-	-	-	-	-
Oranges	-	-	-	-	-	-	-	-
Papayas	1	-	-	-	-	-	-	-
Pineapples	-	-	-	-	-	-	-	-
Chat	*	-	-	-	-	-	-	-
Coffee	*	*	-	*	*	-	-	-
Hops / 'Gescho'	6	*	*	*	*	*	*	*
Enset	-	-	-	-	-	-	-	-
Sugar cane	*	*	-	*	*	-	-	-
Other permanent	*	*	-	*	*	-	-	-

(Table 1.2.2 Cont'd.)

Zone 3

[illegible]

(Table 1.2.2 Cont'd.)

Zone 3

[illegible]

Table1.3 Number of Holders, Inputs Applied Area and Quantity of Inputs used

Amhara Region

Crop type	All CROP Area (HA)	All Fertilizers		Natural		DAP		
		Hectare	Quintal	Holder	Hectare	Holder	Hectare	Quintal
All	3,474,371	1,269,901	884,267	2,168,458	433,984	421,051	284,231	182,670
Cereals	2,477,598	1,100,426	762,101	1,720,200	320,452	391,719	256,057	155,464
Teff	852,307	417,198	283,494	248,835	52,606	241,888	116,203	62,089
Barley	375,912	100,919	26,236	518,371	70,407	75,697	16,314	12,871
Wheat	392,722	205,041	215,184	317,441	42,517	72,204	20,427	18,528
Maize	285,242	238,533	183,511	1,165,692	105,531	113,390	27,681	21,750
Sorghum	411,949	43,300	1,807	169,502	40,911	*	*	*
Finger millet	148,002	94,490	51,697	50,978	7,655	151,100	74,857	40,082
Oats / 'Aja'	8,496	874	*	17,105	755	-	-	-
Rice	*	*	*	*	*	*	*	*
Pulses	618,201	76,715	22,746	561,739	56,942	74,470	12,649	8,115
Horse / Faba beans	223,218	51,534	16,764	429,573	39,489	57,448	8,030	5,234
Field Peas	114,509	12,461	3,405	90,044	7,177	26,002	4,092	2,197
Haricot beans	47,389	3,694	*	76,785	3,435	-	-	-
Chick peas	101,699	3,185	*	19,373	3,115	*	*	*
Lentils	51,632	3,127	631	23,556	1,949	*	*	*
Vetch / Grass peas	62,400	1,256	*	9,278	1,174	*	*	*
Soya beans	*	*	-	*	*	-	-	-
Fenugreek	6,943	922	277	35,128	389	*	*	*
Gibto	10,253	522	992	3,812	199	5,388	232	426
Oilseeds	278,454	39,197	55,068	366,162	19,630	87,756	11,352	12,233
Neug	165,125	13,572	3,888	32,747	6,402	20,032	5,884	1,966
Linseed	43,749	2,684	575	33,575	1,982	4,317	492	395
Groundnuts	*	*	*	1,577	*	-	-	-
Safflower	7,515	980	*	22,105	641	*	*	*
Sesame	36,728	1,631	*	16,235	1,324	*	*	*
Rapeseed	24,101	20,214	47,992	279,804	9,188	68,835	4,796	9,605
Vegetables	22,545	15,707	*	675,596	8,282	12,146	*	*
Lettuce	*	*	*	4,115	4	-	-	-
Head cabbage	183	106	105	16,773	62	*	*	*
Ethiopian cabbage	799	569	*	116,180	530	*	*	*
Tomatoes	290	145	*	24,527	127	-	-	-
Green peppers	772	506	42	104,060	461	*	*	*
Red peppers	20,362	14,271	*	452,173	7,082	10,857	*	*
Swiss chard	32	18	*	12,049	17	-	-	-
Root crops	29,704	18,345	10,537	878,533	12,705	45,584	2,850	4,246
Beetroot	121	*	*	23,871	*	*	*	*
Carrot	166	121	*	15,160	*	-	-	-
Onion	4,514	2,923	*	107,124	1,059	*	*	*
Potatoes	18,362	10,820	3,807	243,176	8,165	32,948	2,071	2,810
Garlic	5,988	4,070	3,271	678,686	3,110	8,728	*	329
Taro 'Godere'	-	-	-	-	-	-	-	-
Sweet potatoes	*	*	*	9,697	*	*	*	*
Other Temporary	*	4,695	5,559	230,261	2,318	9,807	*	771
Permanent crops	25,176	14,815	7,680	705,473	13,654	12,481	204	964
Avocado	26	*	-	3,954	*	-	-	-
Bananas	422	172	-	23,129	172	-	-	-
Guava	109	52	*	12,005	52	-	-	-
Lemons	300	165	*	22,246	161	*	*	*
Mangoes	*	*	*	8,380	*	-	-	-
Oranges	505	279	*	34,668	271	-	-	-
Papayas	290	213	-	30,299	213	-	-	-
Pineapples	-	-	-	-	-	-	-	-
Chat	2,676	1,957	*	72,266	1,930	-	-	-
Coffee	4,442	2,464	-	118,498	2,349	*	*	-
Hops / 'Gescho'	14,271	8,241	5,548	491,960	7,376	10,132	173	880
Enset	*	*	-	*	*	-	-	-
Sugar cane	820	*	*	23,759	*	*	*	*
Other permanent	1,192	735	490	208,764	600	1,627	*	*

(Table1.3 Cont'd.)

Amhara Region

Crop type	UREA			UREA + DAP			INDIGENOUS SEED		
	Holder	Hectare	Quintal	Holder	Hectare	Quintal	Holder	Hectare	Quintal
All	231,704	74,596	45,767	800,646	477,090	655,831	3,014,545	3,367,953	2,293,038
Cereals	187,476	68,767	39,224	786,260	455,150	567,413	2,927,471	2,381,890	1,599,390
Teff	112,877	46,851	24,103	373,264	201,538	197,302	1,837,364	845,258	358,174
Barley	9,248	1,538	853	69,565	12,659	12,513	1,472,424	374,804	522,234
Wheat	49,108	12,582	9,181	303,518	129,516	187,474	1,229,312	375,894	480,627
Maize	42,168	5,847	4,492	335,474	99,473	157,269	1,712,179	217,470	75,082
Sorghum	4,241	*	276	5,342	*	*	891,487	409,801	85,469
Finger millet	5,671	917	*	41,065	11,061	11,295	427,235	147,225	63,086
Oats / 'Aja'	-	-	-	2,999	*	*	91,850	8,496	9,893
Rice	-	-	-	-	-	-	12,701	*	*
Pulses	18,550	1,951	945	67,572	5,173	13,686	2,008,222	610,477	642,698
Horse/Faba beans	11,120	931	629	50,322	3,083	10,901	1,390,695	221,867	294,434
Field Peas	*	*	*	8,426	937	1,105	740,993	114,018	125,208
Haricot beans	3,137	*	62	2,736	*	*	318,431	47,370	36,101
Chick peas	-	-	-	*	*	*	391,365	96,621	77,066
Lentils	2,635	458	*	3,251	528	382	357,861	51,055	46,441
Vetch / Grass peas	-	-	-	*	*	*	288,055	62,350	55,935
Soya beans	-	-	-	-	-	-	3,600	*	*
Fenugreek	*	*	*	4,814	371	237	165,948	6,787	3,956
Gibto	-	-	-	2,993	*	*	66,246	10,253	3,456
Oilseeds	20,565	1,062	1,728	113,302	7,153	41,107	1,324,231	277,579	45,656
Neug	5,172	576	*	5,182	710	969	596,806	164,911	23,987
Linseed	*	*	*	3,566	*	158	448,300	43,713	13,617
Groundnuts	-	-	-	*	*	*	*	*	*
Safflower	*	*	*	7,204	*	*	129,399	7,463	863
Sesame	*	*	*	*	*	*	145,756	36,244	3,649
Rapeseed	10,212	239	396	101,135	5,990	37,990	477,048	24,037	2,783
Vegetables	38,208	1,738	1,639	43,214	5,117	*	1,049,165	22,124	215
Lettuce	*	*	*	-	-	-	4,606	*	*
Head cabbage	*	*	*	*	*	*	19,421	92	-
Ethiopian cabbage	-	-	-	*	*	*	167,665	798	11
Tomatoes	*	*	*	*	*	*	40,182	269	*
Green peppers	*	*	*	2,285	*	*	162,095	771	-
Red peppers	36,531	1,620	1,481	39,172	*	*	730,285	20,075	172
Swiss chard	*	*	*	*	*	*	14,275	26	-
Root crops	34,599	839	1,362	49,221	1,950	4,929	1,299,787	29,011	*
Beetroot	*	*	*	*	*	*	20,997	46	-
Carrot	*	*	*	*	*	*	15,725	71	-
Onion	10,382	*	*	9,972	*	*	212,812	4,370	*
Potatoes	1,897	*	31	13,594	547	967	412,405	18,018	*
Garlic	23,725	216	415	28,759	623	*	1,001,645	5,957	*
Taro 'Godere'	-	-	-	-	-	-	-	-	-
Sweet potatoes	-	-	-	*	*	*	22,028	*	*
Other Temporary	7,253	*	*	15,150	*	4,519	384,197	*	374
Permanent crops	9,038	101	598	21,082	856	6,118	1,141,518	24,490	*
Avocado	-	-	-	-	-	-	4,747	25	-
Bananas	-	-	-	-	-	-	48,332	420	-
Guava	*	*	*	-	-	-	22,125	98	-
Lemons	-	-	-	-	-	-	50,608	300	-
Mangoes	-	-	-	*	*	*	12,508	*	-
Oranges	-	-	-	*	*	*	58,874	505	-
Papayas	-	-	-	-	-	-	48,938	272	-
Pineapples	-	-	-	-	-	-	-	-	-
Chat	*	*	*	*	*	*	117,251	2,676	-
Coffee	*	*	-	2,388	*	-	212,433	4,076	-
Hops / 'Gesho'	4,238	47	*	16,619	646	4,272	831,434	14,004	*
Enset	-	-	-	-	-	-	*	*	*
Sugar cane	-	-	-	-	-	-	55,215	813	*
Other permanent	3,163	*	*	*	*	*	330,369	1,189	*

(Table1.3 Cont'd.)

Amhara Region

Crop type	Improved seed			Pesticide		Irrigation		Extension package	
	Holder	Hectare	Quintal	Holder	Hectare	Holder	Hectare	Holder	Hectare
All	385,897	106,293	44,161	264,691	118,140	351,334	28,061	921,237	545,406
Cereals	310,746	95,605	37,900	236,491	112,209	93,269	13,815	881,848	482,952
Teff	18,841	7,049	1,945	103,659	45,791	9,985	1,874	401,335	194,236
Barley	9,938	1,108	1,269	30,629	6,000	32,959	5,968	175,227	35,388
Wheat	53,828	16,725	20,882	89,078	33,971	12,872	1,749	309,190	106,329
Maize	229,802	67,771	13,293	33,768	3,978	44,856	3,444	468,303	118,685
Sorghum	10,711	2,149	*	20,459	7,431	3,476	631	92,176	28,043
Finger millet	2,532	*	*	30,697	14,999	*	*	-	-
Oats / 'Aja'	-	-	-	*	*	*	*	-	-
Rice	*	*	-	-	-	*	*	*	*
Pulses	37,506	7,723	5,305	19,040	4,808	27,819	2,960	162,984	31,665
Horse / Faba beans	12,950	1,352	*	4,348	340	12,377	898	-	-
Field Peas	5,713	491	*	2,756	413	1,817	*	77,215	10,245
Haricot beans	*	*	*	*	*	*	*	33,301	2,867
Chick peas	13,578	5,078	3,188	*	*	2,524	*	61,033	14,475
Lentils	3,251	578	514	*	*	*	*	32,849	4,078
Vetch/Grass peas	1,619	*	*	*	*	4,770	*	-	-
Soya beans	-	-	-	-	-	-	-	-	-
Fenugreek	*	*	*	*	*	*	*	-	-
Gibto	-	-	-	*	*	-	-	-	-
Oilseeds	11,202	875	*	4,750	389	6,146	*	222,632	23,750
Neug	3,456	*	*	*	*	*	*	57,642	10,148
Linseed	*	*	*	*	*	*	*	43,917	3,910
Groundnuts	*	*	*	-	-	-	-	*	*
Safflower	1,433	*	*	*	*	*	*	-	-
Sesame	2,463	*	*	*	*	*	*	6,123	*
Rapeseed	2,775	64	*	*	*	3,389	*	138,385	7,939
Vegetables	21,244	*	-	3,096	24	93,847	1,976	78,632	3,551
Lettuce	2,336	*	-	-	-	2,068	*	-	-
Head cabbage	13,503	92	-	*	*	13,648	79	-	-
Ethiopian cabbage	*	*	-	*	*	15,123	40	-	-
Tomatoes	3,005	*	-	-	-	13,280	95	6,248	*
Green peppers	*	*	-	*	*	16,393	89	-	-
Red peppers	2,557	*	-	*	*	55,657	1,656	73,569	3,523
Swiss chard	5,276	6	-	-	-	6,492	14	-	-
Root crops	35,945	694	*	7,571	*	110,385	3,224	53,606	1,796
Beetroot	13,883	*	-	-	-	10,367	25	-	-
Carrot	9,269	*	-	-	-	8,517	*	-	-
Onion	10,882	*	*	*	*	38,236	833	25,835	228
Potatoes	6,406	*	*	1,542	*	30,994	1,518	28,619	1,559
Garlic	3,763	31	-	1,566	*	58,178	699	-	-
Taro 'Godere'	-	-	-	-	-	-	-	-	-
Sweet potatoes	1,434	*	-	*	*	3,258	*	2,406	9
Other Temporary	1,832	*	*	*	*	12,394	*	3,631	*
Permanent crops	19,939	664	-	12,640	244	205,680	5,572	*	*
Avocado	*	*	-	-	-	4,082	10	-	-
Bananas	*	2	-	*	*	30,291	319	-	-
Guava	*	*	-	-	-	8,979	51	-	-
Lemons	*	*	-	-	-	12,558	*	-	-
Mangoes	1,432	*	-	-	-	*	*	-	-
Oranges	*	*	-	*	*	21,073	169	-	-
Papayas	2,582	*	-	*	*	19,288	*	-	-
Pineapples	-	-	-	-	-	-	-	-	-
Chat	-	-	-	*	*	36,121	*	-	-
Coffee	11,275	*	-	*	*	83,083	1,796	-	-
Hops / 'Geshe'	3,735	*	-	4,056	85	111,551	1,107	-	-
Enset	-	-	-	-	-	-	-	-	-
Sugar cane	*	*	-	-	-	35,441	639	-	-
Other permanent	*	*	-	1,362	2	29,564	126	*	*

Table1.3.1 Number of Holders, Inputs Applied Area and Quantity of Inputs used
North Gonder

Crop type	All CROP Area (HA)	All Fertilizers		Natural		DAP		
		Hectare	Quintal	Holder	Hectare	Holder	Hectare	Quintal
All	593,957	104,792	61,658	275,293	53,374	14,054	4,129	2,109
Cereals	407,819	85,055	38,648	216,298	40,128	13,288	3,562	1,585
Teff	103,592	27,100	12,496	10,635	2,209	7,992	2,398	922
Barley	50,124	5,605	*	24,188	4,504	*	*	*
Wheat	27,127	5,104	*	15,358	2,151	*	*	*
Maize	40,593	31,053	15,059	179,971	19,019	3,920	275	*
Sorghum	157,598	10,526	*	29,142	10,215	-	-	-
Finger millet	25,680	*	*	10,703	*	*	*	*
Oats / 'Aja'	*	*	*	*	*	-	-	-
Rice	*	-	-	-	-	-	-	-
Pulses	86,890	5,699	2,587	32,483	4,583	*	*	*
Horse / Faba beans	31,411	4,358	2,522	30,082	3,346	*	*	*
Field Peas	12,358	*	-	4,044	*	-	-	-
Haricot beans	*	*	-	*	*	-	-	-
Chick peas	28,472	*	-	*	*	-	-	-
Lentils	1,936	*	-	*	*	-	-	-
Vetch / Grass peas	6,621	*	*	-	-	-	-	-
Soya beans	-	-	-	-	-	-	-	-
Fenugreek	1,672	*	*	*	*	-	-	-
Gibto	-	-	-	-	-	-	-	-
Oilseeds	65,726	1,289	460	17,591	1,140	*	*	*
Neug	32,078	*	-	*	*	-	-	-
Linseed	5,597	*	*	2,909	*	-	-	-
Groundnuts	*	-	-	-	-	-	-	-
Safflower	2,291	*	*	*	*	-	-	-
Sesame	25,177	*	-	*	*	*	*	-
Rapeseed	580	385	*	13,666	*	*	*	*
Vegetables	5,724	*	*	87,699	1,093	*	*	*
Lettuce	*	*	-	*	*	-	-	-
Head cabbage	*	*	*	*	*	-	-	-
Ethiopian cabbage	*	*	-	*	*	-	-	-
Tomatoes	*	*	*	*	*	-	-	-
Green peppers	133	95	*	12,936	82	*	*	*
Red peppers	5,409	*	*	59,800	921	-	-	-
Swiss chard	*	*	-	*	*	-	-	-
Root crops	4,272	3,542	*	88,849	3,070	-	-	-
Beetroot	*	*	-	*	*	-	-	-
Carrot	*	*	-	*	*	-	-	-
Onion	45	*	*	2,629	*	-	-	-
Potatoes	3,140	2,800	*	61,769	2,717	-	-	-
Garlic	1,002	643	*	49,724	340	-	-	-
Taro 'Godere'	-	-	-	-	-	-	-	-
Sweet potatoes	*	*	*	-	-	-	-	-
Other Temporary	*	*	*	41,049	*	*	*	*
Permanent crops	*	*	*	51,502	*	*	*	*
Avocado	-	-	-	-	-	-	-	-
Bananas	*	*	-	*	*	-	-	-
Guava	-	-	-	-	-	-	-	-
Lemons	*	*	-	*	*	-	-	-
Mangoes	-	-	-	-	-	-	-	-
Oranges	-	-	-	-	-	-	-	-
Papayas	*	*	-	*	*	-	-	-
Pineapples	-	-	-	-	-	-	-	-
Chat	*	*	*	*	*	-	-	-
Coffee	485	216	-	7,028	*	*	*	-
Hops / 'Gescho'	*	*	*	43,770	*	*	*	*
Enset	-	-	-	-	-	-	-	-
Sugar cane	-	-	-	-	-	-	-	-
Other permanent	101	*	*	6,159	29	-	-	-

(Table1.3.1 Cont'd.)

North Gonder

Crop type	UREA			UREA + DAP			INDIGENOUS SEED		
	Holder	Hectare	Quintal	Holder	Hectare	Quintal	Holder	Hectare	Quintal
All	16,716	3,648	1,515	98,308	43,641	58,033	420,213	580,026	261,900
Cereals	13,423	3,310	1,150	93,664	38,055	35,913	413,123	399,495	185,885
Teff	5,247	1,938	541	37,375	20,555	11,032	215,395	103,112	37,458
Barley	*	*	*	*	*	*	150,917	49,817	61,496
Wheat	-	-	-	*	*	*	86,403	25,617	29,342
Maize	*	1,102	*	56,456	10,657	14,347	276,360	35,480	10,579
Sorghum	*	*	*	*	*	*	263,132	156,738	36,468
Finger millet	*	*	*	*	*	*	100,035	25,627	7,827
Oats / 'Aja'	-	-	-	*	*	*	14,546	*	*
Rice	-	-	-	-	-	-	2,034	*	*
Pulses	*	*	*	16,498	774	2,143	230,675	82,169	65,420
Horse/Faba beans	*	*	*	15,663	669	2,078	167,630	30,864	33,827
Field Peas	-	-	-	-	-	-	80,388	12,358	11,015
Haricot beans	-	-	-	-	-	-	23,986	*	*
Chick peas	-	-	-	-	-	-	69,188	24,468	14,726
Lentils	-	-	-	-	-	-	12,714	1,839	1,282
Vetch / Grass peas	-	-	-	*	*	*	34,213	6,609	2,027
Soya beans	-	-	-	-	-	-	-	-	-
Fenugreek	-	-	-	*	*	*	16,160	1,610	*
Gibto	-	-	-	-	-	-	-	-	-
Oilseeds	*	*	*	3,811	97	408	219,114	65,216	10,502
Neug	-	-	-	-	-	-	101,835	32,030	5,136
Linseed	-	-	-	*	*	*	64,683	5,570	2,459
Groundnuts	-	-	-	-	-	-	*	*	*
Safflower	*	*	*	*	*	*	28,698	2,279	279
Sesame	-	-	-	-	-	-	53,268	24,768	2,558
Rapeseed	*	*	*	3,426	*	*	25,684	566	68
Vegetables	*	*	*	*	*	*	183,423	5,686	*
Lettuce	-	-	-	-	-	-	*	*	-
Head cabbage	-	-	-	*	*	*	*	*	-
Ethiopian cabbage	-	-	-	-	-	-	*	*	*
Tomatoes	-	-	-	*	*	*	3,100	*	-
Green peppers	-	-	-	*	*	*	18,602	133	-
Red peppers	*	*	*	*	*	*	142,180	5,401	*
Swiss chard	-	-	-	-	-	-	*	*	-
Root crops	*	*	*	12,572	*	*	142,535	4,095	*
Beetroot	-	-	-	-	-	-	*	*	-
Carrot	-	-	-	-	-	-	*	*	-
Onion	-	-	-	*	*	*	5,974	45	-
Potatoes	-	-	-	*	*	*	75,214	2,976	-
Garlic	*	*	*	*	*	*	100,956	989	*
Taro 'Godere'	-	-	-	-	-	-	-	-	-
Sweet potatoes	-	-	-	*	*	*	*	*	*
Other Temporary	*	*	*	2,734	*	*	77,470	*	*
Permanent crops	-	-	-	*	*	*	82,867	*	-
Avocado	-	-	-	-	-	-	-	-	-
Bananas	-	-	-	-	-	-	3,874	*	-
Guava	-	-	-	-	-	-	-	-	-
Lemons	-	-	-	-	-	-	5,533	*	-
Mangoes	-	-	-	-	-	-	-	-	-
Oranges	-	-	-	-	-	-	-	-	-
Papayas	-	-	-	-	-	-	*	*	-
Pineapples	-	-	-	-	-	-	-	-	-
Chat	-	-	-	*	*	*	*	*	-
Coffee	-	-	-	1,680	*	-	24,710	485	-
Hops / 'Geshe'	-	-	-	*	*	*	68,679	*	-
Enset	-	-	-	-	-	-	-	-	-
Sugar cane	-	-	-	-	-	-	-	-	-
Other permanent	-	-	-	*	*	*	10,796	101	-

(Table 1.3.1 Cont'd.)

North Gonder

[illegible]

Table1.3.2 Number of Holders, Inputs Applied Area and Quantity of Inputs used
South Gonder Zone

Crop type	All CROP Area (HA)	All Fertilizers		Natural		DAP		
		Hectare	Quintal	Holder	Hectare	Holder	Hectare	Quintal
All	477,959	122,964	60,068	294,930	54,133	18,265	4,569	3,288
Cereals	333,483	107,515	55,784	238,441	40,783	14,917	4,129	2,862
Teff	127,316	45,978	29,638	23,097	5,364	5,403	1,108	680
Barley	73,853	13,517	3,200	70,455	9,712	*	*	*
Wheat	54,736	15,982	7,949	38,762	5,901	*	*	*
Maize	30,963	23,037	9,315	175,410	17,307	*	*	*
Sorghum	20,518	838	-	7,430	838	-	-	-
Finger millet	23,504	8,092	*	9,416	*	*	*	*
Oats / 'Aja'	*	*	-	*	*	-	-	-
Rice	*	*	-	*	*	-	-	-
Pulses	87,831	5,745	*	53,298	5,344	1,568	*	*
Horse / Faba beans	26,249	3,976	*	46,833	3,675	*	*	*
Field Peas	18,989	655	*	7,403	618	-	-	-
Haricot beans	12,653	*	-	*	*	-	-	-
Chick peas	14,776	*	-	*	*	-	-	-
Lentils	4,445	*	*	*	*	-	-	-
Vetch / Grass peas	7,996	*	-	*	*	-	-	-
Soya beans	-	-	-	-	-	-	-	-
Fenugreek	*	*	-	*	*	-	-	-
Gibto	2,650	*	*	*	*	*	*	*
Oilseeds	44,284	4,646	*	65,625	3,844	*	*	*
Neug	29,491	*	*	*	*	*	*	*
Linseed	9,722	493	*	3,821	353	-	-	-
Groundnuts	*	*	-	*	*	-	-	-
Safflower	1,701	*	-	*	*	-	-	-
Sesame	*	-	-	-	-	-	-	-
Rapeseed	3,355	2,587	*	55,703	2,050	*	*	*
Vegetables	2,234	861	*	46,750	463	*	*	*
Lettuce	*	-	-	-	-	-	-	-
Head cabbage	*	*	-	*	*	-	-	-
Ethiopian cabbage	*	*	-	*	*	-	-	-
Tomatoes	*	*	-	1,936	*	-	-	-
Green peppers	*	14	*	4,849	13	*	*	*
Red peppers	2,104	775	*	34,957	378	*	*	*
Swiss chard	*	*	-	*	*	-	-	-
Root crops	7,371	2,660	728	143,857	2,278	3,702	*	*
Beetroot	-	-	-	-	-	-	-	-
Carrot	-	-	-	-	-	-	-	-
Onion	*	8	-	2,701	8	-	-	-
Potatoes	6,604	2,148	*	47,970	1,839	*	*	*
Garlic	702	504	*	116,781	431	*	*	*
Taro 'Godere'	-	-	-	-	-	-	-	-
Sweet potatoes	-	-	-	-	-	-	-	-
Other Temporary	*	*	*	18,766	78	*	*	*
Permanent crops	2,414	1,440	*	89,719	1,344	*	*	*
Avocado	-	-	-	-	-	-	-	-
Bananas	*	-	-	-	-	-	-	-
Guava	-	-	-	-	-	-	-	-
Lemons	*	*	-	*	*	-	-	-
Mangoes	*	*	-	*	*	-	-	-
Oranges	*	-	-	-	-	-	-	-
Papayas	*	*	-	*	*	-	-	-
Pineapples	-	-	-	-	-	-	-	-
Chat	*	*	-	2,896	*	-	-	-
Coffee	91	*	-	3,749	*	-	-	-
Hops / 'Geshe'	2,075	1,287	*	80,047	1,259	-	-	-
Enset	-	-	-	-	-	-	-	-
Sugar cane	*	*	-	*	*	-	-	-
Other permanent	121	*	*	14,449	27	*	*	*

(Table 1.3.2 Cont'd.)

South Gonder Zone

Crop type	UREA			UREA + DAP			INDIGENOUS SEED		
	Holder	Hectare	Quintal	Holder	Hectare	Quintal	Holder	Hectare	Quintal
All	17,508	5,026	2,616	101,642	59,235	54,163	383,307	475,248	391,551
Cereals	14,602	4,614	2,184	98,953	57,990	50,738	375,830	331,075	285,766
Teff	10,190	3,354	1,334	73,265	36,152	27,624	275,733	126,237	70,895
Barley	*	*	*	15,225	2,609	2,330	254,658	73,661	105,291
Wheat	*	*	*	27,250	9,125	6,946	188,356	53,921	73,780
Maize	*	*	*	26,757	5,321	8,978	238,176	30,786	12,887
Sorghum	-	-	-	-	-	-	78,851	20,421	7,081
Finger millet	*	*	*	*	*	*	89,651	23,482	11,249
Oats / 'Aja'	-	-	-	-	-	-	3,937	*	*
Rice	-	-	-	-	-	-	*	*	*
Pulses	*	*	*	*	*	*	268,410	87,695	93,081
Horse/Faba beans	*	*	*	*	*	*	179,319	26,207	36,767
Field Peas	-	-	-	*	*	*	103,285	18,896	24,402
Haricot beans	-	-	-	-	-	-	44,155	12,653	11,046
Chick peas	-	-	-	-	-	-	51,262	14,776	9,258
Lentils	*	*	*	-	-	-	33,240	4,445	3,872
Vetch / Grass peas	-	-	-	-	-	-	32,560	7,996	6,690
Soya beans	-	-	-	-	-	-	-	-	-
Fenugreek	-	-	-	-	-	-	2,981	*	*
Gibto	-	-	-	*	*	*	20,924	2,650	977
Oilseeds	3,010	149	*	*	*	*	215,754	44,259	9,383
Neug	*	*	*	*	*	*	118,330	29,491	5,784
Linseed	*	*	*	*	*	*	90,806	9,722	2,933
Groundnuts	-	-	-	-	-	-	*	*	*
Safflower	-	-	-	-	-	-	26,511	1,676	302
Sesame	-	-	-	-	-	-	*	*	*
Rapeseed	*	*	*	*	*	*	83,198	3,355	360
Vegetables	*	*	*	*	*	*	96,974	2,234	*
Lettuce	-	-	-	-	-	-	*	*	-
Head cabbage	-	-	-	-	-	-	*	*	-
Ethiopian cabbage	-	-	-	-	-	-	*	*	*
Tomatoes	-	-	-	-	-	-	3,891	*	-
Green peppers	-	-	-	-	-	-	10,552	*	-
Red peppers	*	*	*	*	*	*	78,404	2,104	*
Swiss chard	-	-	-	-	-	-	2,951	*	-
Root crops	*	*	*	*	*	*	217,224	7,249	*
Beetroot	-	-	-	-	-	-	-	-	-
Carrot	-	-	-	-	-	-	-	-	-
Onion	-	-	-	-	-	-	5,645	*	-
Potatoes	*	*	*	*	*	*	101,275	6,484	*
Garlic	*	*	*	*	*	*	169,152	701	*
Taro 'Godere'	-	-	-	-	-	-	-	-	-
Sweet potatoes	-	-	-	-	-	-	-	-	-
Other Temporary	*	*	*	*	*	*	33,422	*	*
Permanent crops	*	*	*	*	*	*	151,457	2,394	*
Avocado	-	-	-	-	-	-	-	-	-
Bananas	-	-	-	-	-	-	*	*	-
Guava	-	-	-	-	-	-	-	-	-
Lemons	-	-	-	-	-	-	*	*	-
Mangoes	-	-	-	-	-	-	*	*	-
Oranges	-	-	-	-	-	-	*	*	-
Papayas	-	-	-	-	-	-	*	*	-
Pineapples	-	-	-	-	-	-	-	-	-
Chat	-	-	-	-	-	-	5,614	*	-
Coffee	-	-	-	-	-	-	9,683	85	-
Hops / 'Geshe'	*	*	*	*	*	*	131,782	2,063	-
Enset	-	-	-	-	-	-	-	-	-
Sugar cane	-	-	-	-	-	-	*	*	-
Other permanent	-	-	-	*	*	*	29,023	121	*

(Table1.3.2 Cont'd.)

South Gonder Zone

Crop type	Improved seed			Pesticide		Irrigation		Extension package	
	Holder	Hectare	Quintal	Holder	Hectare	Holder	Hectare	Holder	Hectare
All	16,722	2,699	*	40,739	16,455	35,396	*	74,259	47,437
Cereals	12,103	2,408	2,129	38,848	16,138	8,516	954	71,425	37,361
Teff	*	*	*	23,829	9,392	*	*	41,670	19,358
Barley	*	*	*	8,982	1,601	*	*	14,462	3,625
Wheat	5,033	815	1,369	18,342	4,877	*	*	13,098	3,867
Maize	*	*	*	*	*	3,727	*	43,026	8,672
Sorghum	*	*	*	-	-	-	-	*	*
Finger millet	*	*	-	*	*	-	-	-	-
Oats / 'Aja'	-	-	-	-	-	-	-	-	-
Rice	*	*	-	-	-	-	-	*	*
Pulses	1,646	*	*	1,912	*	*	*	16,580	*
Horse / Faba beans	*	*	*	-	-	*	*	-	-
Field Peas	*	*	*	*	*	*	*	6,447	*
Haricot beans	-	-	-	-	-	-	-	*	*
Chick peas	-	-	-	-	-	*	*	*	*
Lentils	-	-	-	-	-	*	*	*	*
Vetch/Grass peas	-	-	-	*	*	*	*	-	-
Soya beans	-	-	-	-	-	-	-	-	-
Fenugreek	-	-	-	-	-	-	-	-	-
Gibto	-	-	-	*	*	-	-	-	-
Oilseeds	*	*	-	*	*	1,881	*	26,146	*
Neug	-	-	-	*	*	*	*	*	*
Linseed	-	-	-	-	-	*	*	5,318	597
Groundnuts	-	-	-	-	-	-	-	-	-
Safflower	*	*	-	-	-	*	*	-	-
Sesame	-	-	-	-	-	-	-	-	-
Rapeseed	-	-	-	-	-	*	*	11,984	397
Vegetables	-	-	-	-	-	*	*	*	*
Lettuce	-	-	-	-	-	*	*	-	-
Head cabbage	-	-	-	-	-	*	*	-	-
Ethiopian cabbage	-	-	-	-	-	-	-	-	-
Tomatoes	-	-	-	-	-	*	*	-	-
Green peppers	-	-	-	-	-	*	*	-	-
Red peppers	-	-	-	-	-	*	*	*	*
Swiss chard	-	-	-	-	-	*	*	-	-
Root crops	*	*	*	-	-	9,219	241	7,663	*
Beetroot	-	-	-	-	-	-	-	-	-
Carrot	-	-	-	-	-	-	-	-	-
Onion	*	*	-	-	-	*	*	*	*
Potatoes	*	*	*	-	-	*	*	7,663	*
Garlic	*	*	-	-	-	4,515	*	-	-
Taro 'Godere'	-	-	-	-	-	-	-	-	-
Sweet potatoes	-	-	-	-	-	-	-	-	-
Other Temporary	-	-	-	-	-	*	*	*	*
Permanent crops	*	*	-	*	*	17,751	232	-	-
Avocado	-	-	-	-	-	-	-	-	-
Bananas	-	-	-	-	-	*	*	-	-
Guava	-	-	-	-	-	-	-	-	-
Lemons	-	-	-	-	-	*	*	-	-
Mangoes	-	-	-	-	-	*	*	-	-
Oranges	-	-	-	-	-	*	*	-	-
Papayas	*	*	-	-	-	*	*	-	-
Pineapples	-	-	-	-	-	-	-	-	-
Chat	-	-	-	-	-	2,853	*	-	-
Coffee	*	*	-	-	-	*	*	-	-
Hops / 'Gescho'	-	-	-	*	*	12,233	109	-	-
Enset	-	-	-	-	-	-	-	-	-
Sugar cane	-	-	-	-	-	*	*	-	-
Other permanent	-	-	-	-	-	*	*	-	-

Table1.3.3 Number of Holders, Inputs Applied Area and Quantity of Inputs used
North Welo Zone

Crop type	All CROP Area (HA)	All Fertilizers		Natural		DAP		
		Hectare	Quintal	Holder	Hectare	Holder	Hectare	Quintal
All	235,562	40,628	7,055	203,168	34,012	1,205	*	*
Cereals	172,747	33,080	6,584	164,992	26,670	*	*	*
Teff	62,111	5,149	645	25,368	3,978	*	*	*
Barley	38,424	11,737	*	85,047	11,674	-	-	-
Wheat	26,138	7,471	5,716	30,396	2,654	*	*	*
Maize	5,404	3,590	*	85,618	3,578	-	-	-
Sorghum	38,475	4,487	*	23,745	4,185	*	*	*
Finger millet	607	378	*	*	*	-	-	-
Oats / 'Aja'	1,575	270	-	4,615	270	-	-	-
Rice	*	-	-	-	-	-	-	-
Pulses	52,794	4,982	*	55,801	4,871	*	*	*
Horse / Faba beans	16,585	2,630	-	36,889	2,630	-	-	-
Field Peas	11,208	1,319	*	17,733	1,266	*	*	*
Haricot beans	*	*	-	*	*	-	-	-
Chick peas	10,421	*	-	1,681	*	-	-	-
Lentils	9,059	682	*	5,615	624	-	-	-
Vetch / Grass peas	2,049	*	-	*	*	-	-	-
Soya beans	-	-	-	-	-	-	-	-
Fenugreek	618	*	-	5,250	*	-	-	-
Gibto	-	-	-	-	-	-	-	-
Oilseeds	6,988	681	*	9,727	673	-	-	-
Neug	*	*	*	1,186	*	-	-	-
Linseed	4,653	*	-	6,094	*	-	-	-
Groundnuts	-	-	-	-	-	-	-	-
Safflower	*	*	-	*	*	-	-	-
Sesame	*	*	-	*	*	-	-	-
Rapeseed	*	*	-	*	*	-	-	-
Vegetables	440	305	-	52,665	305	-	-	-
Lettuce	*	*	-	*	*	-	-	-
Head cabbage	*	*	-	*	*	-	-	-
Ethiopian cabbage	70	66	-	27,071	66	-	-	-
Tomatoes	*	*	-	*	*	-	-	-
Green peppers	51	*	-	7,178	*	-	-	-
Red peppers	314	194	-	18,399	194	-	-	-
Swiss chard	*	*	-	*	*	-	-	-
Root crops	1,101	728	*	71,267	642	-	-	-
Beetroot	*	*	-	*	*	-	-	-
Carrot	*	*	-	*	*	-	-	-
Onion	302	174	*	5,175	*	-	-	-
Potatoes	*	*	-	17,010	*	-	-	-
Garlic	618	386	-	61,729	386	-	-	-
Taro 'Godere'	-	-	-	-	-	-	-	-
Sweet potatoes	*	*	-	*	*	-	-	-
Other Temporary	*	40	-	7,013	40	-	-	-
Permanent crops	1,301	811	-	60,440	811	-	-	-
Avocado	*	*	-	*	*	-	-	-
Bananas	*	10	-	3,323	10	-	-	-
Guava	*	*	-	2,623	*	-	-	-
Lemons	*	*	-	*	*	-	-	-
Mangoes	*	*	-	*	*	-	-	-
Oranges	*	*	-	*	*	-	-	-
Papayas	*	*	-	2,471	*	-	-	-
Pineapples	-	-	-	-	-	-	-	-
Chat	16	8	-	4,673	8	-	-	-
Coffee	*	345	-	20,076	345	-	-	-
Hops / 'Gescho'	476	322	-	42,683	322	-	-	-
Enset	-	-	-	-	-	-	-	-
Sugar cane	*	*	-	*	*	-	-	-
Other permanent	59	15	-	10,690	15	-	-	-

(Table1.3.3 Cont'd.)

North Welo Zone

Crop type	UREA			UREA + DAP			INDIGENOUS SEED		
	Holder	Hectare	Quintal	Holder	Hectare	Quintal	Holder	Hectare	Quintal
All	5,422	795	*	20,093	5,077	6,290	299,420	234,134	176,063
Cereals	3,576	709	257	19,753	4,981	6,017	291,151	171,958	113,846
Teff	*	*	*	*	*	*	165,561	61,765	23,305
Barley	*	*	*	*	*	*	187,194	38,395	47,506
Wheat	*	*	*	17,929	4,443	5,493	132,171	26,124	32,652
Maize	*	*	*	-	-	-	120,372	5,336	2,007
Sorghum	-	-	-	-	-	-	103,014	38,143	6,388
Finger millet	*	*	*	*	*	*	9,343	607	123
Oats / 'Aja'	-	-	-	-	-	-	15,633	1,575	1,798
Rice	-	-	-	-	-	-	*	*	*
Pulses	-	-	-	*	*	*	206,477	52,376	59,507
Horse/Faba beans	-	-	-	-	-	-	122,691	16,566	21,233
Field Peas	-	-	-	*	*	*	86,779	11,145	13,447
Haricot beans	-	-	-	-	-	-	16,603	*	*
Chick peas	-	-	-	-	-	-	51,397	10,398	10,440
Lentils	-	-	-	*	*	*	60,081	8,753	8,383
Vetch / Grass peas	-	-	-	-	-	-	20,358	2,043	2,525
Soya beans	-	-	-	-	-	-	-	-	-
Fenugreek	-	-	-	-	-	-	21,728	618	*
Gibto	-	-	-	-	-	-	-	-	-
Oilseeds	-	-	-	*	*	*	72,494	6,868	1,512
Neug	-	-	-	*	*	*	15,689	*	*
Linseed	-	-	-	-	-	-	57,936	4,653	1,309
Groundnuts	-	-	-	-	-	-	-	-	-
Safflower	-	-	-	-	-	-	*	*	*
Sesame	-	-	-	-	-	-	*	*	*
Rapeseed	-	-	-	-	-	-	*	*	*
Vegetables	-	-	-	-	-	-	65,702	439	*
Lettuce	-	-	-	-	-	-	*	*	-
Head cabbage	-	-	-	-	-	-	*	*	-
Ethiopian cabbage	-	-	-	-	-	-	30,155	70	*
Tomatoes	-	-	-	-	-	-	*	*	-
Green peppers	-	-	-	-	-	-	9,544	51	-
Red peppers	-	-	-	-	-	-	27,224	314	-
Swiss chard	-	-	-	-	-	-	*	*	-
Root crops	*	*	*	-	-	-	89,751	1,013	*
Beetroot	-	-	-	-	-	-	*	*	-
Carrot	-	-	-	-	-	-	*	*	-
Onion	*	*	*	-	-	-	10,390	*	*
Potatoes	-	-	-	-	-	-	18,856	*	-
Garlic	-	-	-	-	-	-	77,416	618	*
Taro 'Godere'	-	-	-	-	-	-	-	-	-
Sweet potatoes	-	-	-	-	-	-	*	*	-
Other Temporary	-	-	-	-	-	-	13,010	*	*
Permanent crops	-	-	-	-	-	-	92,432	1,289	*
Avocado	-	-	-	-	-	-	*	*	-
Bananas	-	-	-	-	-	-	4,488	*	-
Guava	-	-	-	-	-	-	4,424	*	-
Lemons	-	-	-	-	-	-	*	*	-
Mangoes	-	-	-	-	-	-	*	*	-
Oranges	-	-	-	-	-	-	8,394	*	-
Papayas	-	-	-	-	-	-	*	*	-
Pineapples	-	-	-	-	-	-	-	-	-
Chat	-	-	-	-	-	-	7,260	16	-
Coffee	-	-	-	-	-	-	26,658	*	-
Hops / 'Gescho'	-	-	-	-	-	-	62,907	463	-
Enset	-	-	-	-	-	-	-	-	-
Sugar cane	-	-	-	-	-	-	2,494	*	-
Other permanent	-	-	-	-	-	-	21,790	59	*

(Table1.3.3 Cont'd.)

North Welo Zone

Crop type	Improved seed			Pesticide		Irrigation		Extension package	
	Holder	Hectare	Quintal	Holder	Hectare	Holder	Hectare	Holder	Hectare
All	10,583	1,426	540	5,936	1,471	41,503	*	76,876	42,395
Cereals	3,460	789	*	3,345	1,215	16,169	*	72,150	34,265
Teff	1,190	346	*	2,718	1,007	4,798	*	32,859	12,261
Barley	*	*	-	*	*	*	*	39,674	*
Wheat	*	*	*	*	*	*	*	30,368	5,162
Maize	*	*	*	-	-	*	*	15,532	*
Sorghum	*	*	*	-	-	*	*	16,722	*
Finger millet	-	-	-	-	-	-	-	-	-
Oats / 'Aja'	-	-	-	-	-	*	*	-	-
Rice	-	-	-	-	-	-	-	*	*
Pulses	3,461	418	*	*	*	*	*	31,368	6,402
Horse / Faba beans	*	*	-	*	*	*	*	-	-
Field Peas	*	*	*	*	*	*	*	13,153	1,690
Haricot beans	-	-	-	-	-	-	-	*	*
Chick peas	*	*	*	*	*	*	*	11,603	2,595
Lentils	*	*	*	*	*	*	*	11,228	1,842
Vetch/Grass peas	*	*	*	*	*	*	*	-	-
Soya beans	-	-	-	-	-	-	-	-	-
Fenugreek	-	-	-	-	-	*	*	-	-
Gibto	-	-	-	-	-	-	-	-	-
Oilseeds	*	*	*	-	-	1,208	*	13,584	1,578
Neug	*	*	-	-	-	*	*	*	*
Linseed	-	-	-	-	-	*	*	11,815	*
Groundnuts	-	-	-	-	-	-	-	-	-
Safflower	-	-	-	-	-	-	-	-	-
Sesame	*	*	*	-	-	-	-	-	-
Rapeseed	-	-	-	-	-	*	*	*	*
Vegetables	*	*	-	*	*	*	*	*	*
Lettuce	*	*	-	-	-	*	*	-	-
Head cabbage	*	*	-	-	-	*	*	-	-
Ethiopian cabbage	-	-	-	-	-	*	*	-	-
Tomatoes	-	-	-	-	-	*	*	-	-
Green peppers	-	-	-	-	-	-	-	-	-
Red peppers	-	-	-	*	*	*	*	*	*
Swiss chard	-	-	-	-	-	*	*	-	-
Root crops	*	*	*	*	*	22,146	530	5,268	*
Beetroot	*	*	-	-	-	*	*	-	-
Carrot	-	-	-	-	-	*	*	-	-
Onion	*	*	*	*	*	4,955	*	*	*
Potatoes	-	-	-	*	*	*	*	*	*
Garlic	-	-	-	-	-	18,779	*	-	-
Taro 'Godere'	-	-	-	-	-	-	-	-	-
Sweet potatoes	-	-	-	-	-	*	*	*	*
Other Temporary	-	-	-	-	-	*	*	-	-
Permanent crops	1,236	*	-	-	-	21,667	420	-	-
Avocado	-	-	-	-	-	-	-	-	-
Bananas	-	-	-	-	-	2,387	*	-	-
Guava	*	*	-	-	-	*	*	-	-
Lemons	-	-	-	-	-	*	*	-	-
Mangoes	-	-	-	-	-	-	-	-	-
Oranges	-	-	-	-	-	*	*	-	-
Papayas	-	-	-	-	-	*	*	-	-
Pineapples	-	-	-	-	-	-	-	-	-
Chat	-	-	-	-	-	*	*	-	-
Coffee	*	*	-	-	-	*	116	-	-
Hops / 'Gescho'	*	*	-	-	-	15,658	*	-	-
Enset	-	-	-	-	-	-	-	-	-
Sugar cane	-	-	-	-	-	*	*	-	-
Other permanent	-	-	-	-	-	*	*	-	-

Table1.3.4 Number of Holders, Inputs Applied Area and Quantity of Inputs used
South Welo Zone

Crop type	All CROP Area (HA)	All Fertilizers		Natural		DAP		
		Hectare	Quintal	Holder	Hectare	Holder	Hectare	Quintal
All	435,768	132,084	60,890	359,710	79,166	*	*	*
Cereals	301,385	114,059	59,183	314,884	62,197	*	*	*
Teff	98,552	29,042	9,677	81,933	14,832	*	*	*
Barley	48,341	14,216	*	140,508	14,017	-	-	-
Wheat	86,170	53,338	48,757	126,024	16,092	*	*	*
Maize	8,723	6,153	-	147,942	6,153	-	-	-
Sorghum	54,720	10,102	*	51,519	9,963	-	-	-
Finger millet	1,265	*	-	12,201	*	-	-	-
Oats / 'Aja'	3,611	405	*	9,514	337	-	-	-
Rice	*	-	-	-	-	-	-	-
Pulses	117,079	12,619	936	126,270	11,735	*	*	*
Horse / Faba beans	35,891	7,385	*	90,039	7,200	*	*	*
Field Peas	24,143	1,631	*	20,888	1,444	*	*	*
Haricot beans	8,639	468	-	21,230	468	-	-	-
Chick peas	15,443	1,331	-	10,786	1,331	-	-	-
Lentils	21,007	964	*	10,730	767	-	-	-
Vetch / Grass peas	8,964	401	-	3,387	401	-	-	-
Soya beans	*	*	-	*	*	-	-	-
Fenugreek	2,978	424	*	7,434	109	-	-	-
Gibto	-	-	-	-	-	-	-	-
Oilseeds	10,009	806	*	34,915	769	-	-	-
Neug	5,611	247	*	6,187	224	-	-	-
Linseed	3,471	317	*	9,984	308	-	-	-
Groundnuts	-	-	-	-	-	-	-	-
Safflower	*	*	*	*	*	-	-	-
Sesame	*	*	-	*	*	-	-	-
Rapeseed	279	86	-	15,099	86	-	-	-
Vegetables	1,651	948	*	92,123	930	-	-	-
Lettuce	*	*	-	*	*	-	-	-
Head cabbage	*	*	*	1,822	*	-	-	-
Ethiopian cabbage	58	37	-	15,967	37	-	-	-
Tomatoes	*	*	-	*	*	-	-	-
Green peppers	203	162	-	23,789	162	-	-	-
Red peppers	1,172	690	*	48,992	688	-	-	-
Swiss chard	*	*	*	2,944	*	-	-	-
Root crops	1,345	796	106	95,971	708	*	*	*
Beetroot	*	*	*	5,565	*	-	-	-
Carrot	*	*	*	5,336	*	-	-	-
Onion	187	69	*	14,574	67	*	*	*
Potatoes	337	*	-	17,352	*	-	-	-
Garlic	618	350	61	70,354	321	*	*	*
Taro 'Godere'	-	-	-	-	-	-	-	-
Sweet potatoes	*	*	-	*	*	-	-	-
Other Temporary	783	225	*	32,309	209	*	*	*
Permanent crops	3,516	2,632	*	105,511	2,617	-	-	-
Avocado	*	-	-	-	-	-	-	-
Bananas	*	*	-	*	*	-	-	-
Guava	*	*	*	3,212	*	-	-	-
Lemons	*	*	-	*	*	-	-	-
Mangoes	*	*	-	*	*	-	-	-
Oranges	156	103	-	15,400	103	-	-	-
Papayas	6	5	-	*	5	-	-	-
Pineapples	-	-	-	-	-	-	-	-
Chat	*	*	*	39,981	*	-	-	-
Coffee	805	564	-	33,723	564	-	-	-
Hops / 'Gescho'	607	*	-	39,471	*	-	-	-
Enset	-	-	-	-	-	-	-	-
Sugar cane	171	53	-	5,092	53	-	-	-
Other permanent	131	88	-	28,988	88	-	-	-

(Table1.3.4 Cont'd.)

South Welo Zone

Crop type	UREA			UREA + DAP			INDIGENOUS SEED		
	Holder	Hectare	Quintal	Holder	Hectare	Quintal	Holder	Hectare	Quintal
All	16,581	3,541	2,065	88,348	45,723	55,473	481,226	430,575	344,090
Cereals	14,385	3,399	1,495	87,084	44,989	54,522	469,913	297,447	207,190
Teff	*	*	*	36,109	11,406	8,843	290,762	98,163	24,296
Barley	-	-	-	*	*	*	270,766	48,242	60,480
Wheat	4,702	988	853	74,944	33,177	44,930	278,657	82,884	101,663
Maize	-	-	-	-	-	-	178,826	8,705	4,879
Sorghum	-	-	-	*	*	*	148,323	54,574	10,522
Finger millet	-	-	-	-	-	-	19,335	1,265	359
Oats / 'Aja'	-	-	-	*	*	*	51,567	3,611	4,988
Rice	-	-	-	-	-	-	*	*	*
Pulses	*	*	*	5,729	617	763	403,954	116,332	134,731
Horse/Faba beans	-	-	-	3,021	*	*	282,991	35,531	50,839
Field Peas	-	-	-	*	*	*	176,337	23,959	27,002
Haricot beans	-	-	-	-	-	-	83,303	8,628	7,339
Chick peas	-	-	-	-	-	-	96,509	15,403	15,866
Lentils	-	-	-	*	*	*	138,491	20,966	22,228
Vetch / Grass peas	-	-	-	-	-	-	69,549	8,944	9,619
Soya beans	-	-	-	-	-	-	*	*	*
Fenugreek	*	*	*	*	*	*	57,322	2,887	1,827
Gibto	-	-	-	-	-	-	-	-	-
Oilseeds	*	*	*	*	*	*	148,848	9,964	1,947
Neug	*	*	*	*	*	*	74,912	5,575	883
Linseed	-	-	-	*	*	*	73,670	3,464	955
Groundnuts	-	-	-	-	-	-	-	-	-
Safflower	-	-	-	*	*	*	*	*	*
Sesame	-	-	-	-	-	-	*	*	*
Rapeseed	-	-	-	-	-	-	26,621	279	29
Vegetables	*	*	*	*	*	*	129,899	1,584	*
Lettuce	-	-	-	-	-	-	-	-	-
Head cabbage	*	*	*	-	-	-	3,552	*	-
Ethiopian cabbage	-	-	-	-	-	-	23,728	58	*
Tomatoes	-	-	-	-	-	-	10,868	*	-
Green peppers	-	-	-	-	-	-	31,384	203	-
Red peppers	*	*	*	-	-	-	68,658	1,172	*
Swiss chard	*	*	*	*	*	*	4,555	*	-
Root crops	*	*	*	*	*	*	140,939	1,192	*
Beetroot	*	*	*	-	-	-	5,212	12	-
Carrot	*	*	*	*	*	*	5,625	*	-
Onion	*	*	*	-	-	-	25,522	186	*
Potatoes	-	-	-	-	-	-	26,537	337	*
Garlic	*	*	*	*	*	*	104,442	606	*
Taro 'Godere'	-	-	-	-	-	-	-	-	-
Sweet potatoes	-	-	-	-	-	-	*	*	-
Other Temporary	-	-	-	*	*	*	55,853	781	*
Permanent crops	*	*	*	-	-	-	155,753	3,274	*
Avocado	-	-	-	-	-	-	*	*	-
Bananas	-	-	-	-	-	-	4,795	*	-
Guava	*	*	*	-	-	-	*	*	-
Lemons	-	-	-	-	-	-	*	*	-
Mangoes	-	-	-	-	-	-	1,584	*	-
Oranges	-	-	-	-	-	-	22,022	156	-
Papayas	-	-	-	-	-	-	*	6	-
Pineapples	-	-	-	-	-	-	-	-	-
Chat	*	*	*	-	-	-	55,226	*	-
Coffee	-	-	-	-	-	-	47,965	790	-
Hops / 'Gescho'	-	-	-	-	-	-	60,970	388	-
Enset	-	-	-	-	-	-	-	-	-
Sugar cane	-	-	-	-	-	-	12,686	171	-
Other permanent	-	-	-	-	-	-	47,070	131	*

(Table1.3.4 Cont'd.)

South Welo Zone

Crop type	Improved seed			Pesticide		Irrigation		Extension package	
	Holder	Hectare	Quintal	Holder	Hectare	Holder	Hectare	Holder	Hectare
All	41,153	5,188	*	19,464	4,015	63,423	3,050	168,394	84,956
Cereals	21,534	3,938	*	15,457	3,316	10,208	591	161,597	75,174
Teff	2,509	*	*	*	*	1,704	*	89,242	27,238
Barley	*	*	*	2,931	358	*	*	45,320	4,660
Wheat	15,013	*	*	*	*	2,116	*	96,130	31,078
Maize	*	*	*	*	*	4,792	121	42,790	2,080
Sorghum	3,446	*	*	*	*	*	*	37,499	10,118
Finger millet	-	-	-	-	-	*	*	-	-
Oats / 'Aja'	-	-	-	*	*	-	-	-	-
Rice	-	-	-	-	-	-	-	-	-
Pulses	8,704	747	*	*	*	5,036	240	50,502	7,560
Horse / Faba beans	4,239	359	*	*	*	2,570	*	-	-
Field Peas	*	*	*	*	*	*	*	26,015	2,800
Haricot beans	*	*	-	-	-	*	*	15,206	1,129
Chick peas	*	*	-	-	-	*	*	16,274	2,210
Lentils	*	*	*	-	-	-	-	14,211	1,421
Vetch/Grass peas	*	*	-	*	*	*	*	-	-
Soya beans	-	-	-	-	-	-	-	-	-
Fenugreek	*	*	*	-	-	-	-	-	-
Gibto	-	-	-	-	-	-	-	-	-
Oilseeds	3,263	45	*	*	*	*	*	25,952	1,738
Neug	2,100	*	*	-	-	-	-	13,615	1,136
Linseed	*	*	-	*	*	-	-	15,361	498
Groundnuts	-	-	-	-	-	-	-	-	-
Safflower	*	*	*	*	*	-	-	-	-
Sesame	-	-	-	-	-	-	-	*	*
Rapeseed	-	-	-	-	-	*	*	*	*
Vegetables	5,489	*	-	*	*	22,121	*	17,800	*
Lettuce	*	*	-	-	-	-	-	-	-
Head cabbage	*	*	-	-	-	3,640	*	-	-
Ethiopian cabbage	-	-	-	*	*	*	*	-	-
Tomatoes	*	*	-	-	-	2,325	*	2,214	*
Green peppers	-	-	-	*	*	*	*	-	-
Red peppers	-	-	-	*	*	15,193	*	16,449	*
Swiss chard	*	*	-	-	-	*	*	-	-
Root crops	9,261	*	-	-	-	15,599	186	14,107	*
Beetroot	4,578	*	-	-	-	2,972	7	-	-
Carrot	3,422	*	-	-	-	4,099	*	-	-
Onion	*	*	-	-	-	6,835	33	8,515	36
Potatoes	-	-	-	-	-	*	*	*	*
Garlic	*	*	-	-	-	7,701	*	-	-
Taro 'Godere'	-	-	-	-	-	-	-	-	-
Sweet potatoes	*	*	-	-	-	*	*	*	*
Other Temporary	*	*	*	-	-	1,597	*	-	-
Permanent crops	2,900	*	-	*	*	39,577	*	-	-
Avocado	-	-	-	-	-	*	*	-	-
Bananas	-	-	-	-	-	*	*	-	-
Guava	*	*	-	-	-	*	*	-	-
Lemons	-	-	-	-	-	*	*	-	-
Mangoes	*	*	-	-	-	*	*	-	-
Oranges	-	-	-	*	*	*	59	-	-
Papayas	-	-	-	-	-	*	*	-	-
Pineapples	-	-	-	-	-	-	-	-	-
Chat	-	-	-	*	*	*	*	-	-
Coffee	*	*	-	*	*	21,736	417	-	-
Hops / 'Gescho'	*	*	-	-	-	9,008	64	-	-
Enset	-	-	-	-	-	-	-	-	-
Sugar cane	-	-	-	-	-	10,226	138	-	-
Other permanent	-	-	-	*	*	5,909	23	-	-

Table1.3.5 Number of Holders, Inputs Applied Area and Quantity of Inputs used
North Shewa Zone

Crop type	All CROP Area (HA)	All Fertilizers		Natural		DAP		
		Hectare	Quintal	Holder	Hectare	Holder	Hectare	Quintal
All	399,496	126,545	110,396	218,983	44,392	24,028	8,485	7,874
Cereals	285,069	103,389	102,597	154,466	27,069	17,234	6,183	5,290
Teff	91,293	39,513	35,305	26,942	5,134	*	*	*
Barley	45,406	13,497	*	66,309	9,728	*	*	*
Wheat	70,060	41,565	62,882	39,346	5,071	*	*	*
Maize	5,650	2,606	*	65,736	2,400	*	*	*
Sorghum	72,532	6,191	*	22,372	4,736	*	*	*
Finger millet	*	-	-	-	-	-	-	-
Oats / 'Aja'	*	*	*	-	-	-	-	-
Rice	*	-	-	-	-	-	-	-
Pulses	93,327	17,747	*	100,317	14,809	*	*	*
Horse / Faba beans	41,361	12,187	181	83,289	11,885	*	*	*
Field Peas	16,561	2,835	*	20,769	1,515	*	*	*
Haricot beans	4,584	714	80	15,029	532	-	-	-
Chick peas	15,689	*	*	*	*	*	*	*
Lentils	9,151	1,021	363	1,606	*	*	*	*
Vetch / Grass peas	4,950	*	*	*	*	*	*	*
Soya beans	*	-	-	-	-	-	-	-
Fenugreek	945	179	*	5,931	43	*	*	*
Gibto	*	-	-	-	-	-	-	-
Oilseeds	12,475	1,101	*	12,678	587	*	*	*
Neug	1,539	260	*	3,139	*	-	-	-
Linseed	5,623	111	58	*	*	*	*	*
Groundnuts	-	-	-	-	-	-	-	-
Safflower	830	*	*	3,458	*	*	*	*
Sesame	4,224	*	*	*	*	*	*	*
Rapeseed	*	*	-	*	*	-	-	-
Vegetables	1,172	630	*	75,480	388	*	*	*
Lettuce	*	*	*	*	*	-	-	-
Head cabbage	*	*	*	*	*	-	-	-
Ethiopian cabbage	117	55	-	33,765	55	-	-	-
Tomatoes	14	7	*	2,597	6	-	-	-
Green peppers	157	66	*	18,879	64	-	-	-
Red peppers	780	405	*	27,043	255	*	*	*
Swiss chard	*	*	-	1,233	*	-	-	-
Root crops	3,716	2,628	*	85,127	532	*	*	*
Beetroot	8	*	*	*	*	-	-	-
Carrot	9	*	-	2,207	*	-	-	-
Onion	2,700	*	*	32,244	231	*	*	*
Potatoes	102	66	*	21,088	65	-	-	-
Garlic	885	635	*	59,555	223	*	*	*
Taro 'Godere'	-	-	-	-	-	-	-	-
Sweet potatoes	*	*	-	*	*	-	-	-
Other Temporary	144	24	*	4,890	13	*	*	*
Permanent crops	3,593	1,026	*	60,386	996	-	-	-
Avocado	*	*	-	*	*	-	-	-
Bananas	60	*	-	*	*	-	-	-
Guava	*	-	-	-	-	-	-	-
Lemons	*	*	-	*	*	-	-	-
Mangoes	*	-	-	-	-	-	-	-
Oranges	*	*	-	3,340	*	-	-	-
Papayas	*	*	-	*	*	-	-	-
Pineapples	-	-	-	-	-	-	-	-
Chat	17	*	-	*	*	-	-	-
Coffee	619	189	-	13,066	176	-	-	-
Hops / 'Gescho'	2,487	688	*	51,106	672	-	-	-
Enset	-	-	-	-	-	-	-	-
Sugar cane	90	*	-	*	*	-	-	-
Other permanent	95	17	*	10,032	17	-	-	-

(Table1.3.5 Cont'd.)

North Shewa Zone

Crop type	UREA			UREA + DAP			INDIGENOUS SEED		
	Holder	Hectare	Quintal	Holder	Hectare	Quintal	Holder	Hectare	Quintal
All	58,005	26,114	*	60,020	47,553	84,290	361,176	397,274	312,537
Cereals	49,738	24,180	*	60,020	45,956	81,098	336,698	283,115	182,730
Teff	36,239	*	*	37,591	15,117	23,566	210,574	91,255	29,151
Barley	2,646	*	180	5,007	631	707	159,114	45,321	54,588
Wheat	18,948	*	*	47,360	29,716	56,408	178,312	68,331	85,765
Maize	4,564	*	*	*	*	*	135,817	5,633	1,808
Sorghum	*	*	*	*	*	*	149,275	72,447	11,217
Finger millet	-	-	-	-	-	-	*	*	*
Oats / 'Aja'	-	-	-	*	*	*	*	*	*
Rice	-	-	-	-	-	-	*	*	*
Pulses	7,083	908	308	6,288	555	279	271,381	93,130	127,847
Horse/Faba beans	*	*	*	*	*	*	197,254	41,307	77,077
Field Peas	*	*	*	*	*	*	107,151	16,549	21,623
Haricot beans	2,403	*	43	*	*	*	56,379	4,584	*
Chick peas	-	-	-	*	*	*	61,431	15,689	14,396
Lentils	2,129	*	*	1,997	273	116	71,163	9,023	5,730
Vetch / Grass peas	-	-	-	-	-	-	31,454	4,950	5,781
Soya beans	-	-	-	-	-	-	*	*	*
Fenugreek	*	*	*	2,639	*	*	36,039	941	370
Gibto	-	-	-	-	-	-	*	*	*
Oilseeds	6,612	266	554	*	*	*	113,201	12,461	1,907
Neug	*	*	*	-	-	-	27,826	1,539	183
Linseed	*	*	*	*	*	*	42,868	5,623	*
Groundnuts	-	-	-	-	-	-	-	-	-
Safflower	*	*	*	*	*	*	14,676	830	23
Sesame	*	*	*	*	*	*	41,076	4,210	101
Rapeseed	-	-	-	-	-	-	6,620	*	*
Vegetables	*	*	*	*	*	*	136,317	1,168	*
Lettuce	*	*	*	-	-	-	2,344	*	*
Head cabbage	*	*	*	-	-	-	4,505	*	-
Ethiopian cabbage	-	-	-	-	-	-	55,263	117	-
Tomatoes	*	*	*	-	-	-	6,562	14	*
Green peppers	-	-	-	*	*	*	41,245	157	-
Red peppers	*	*	*	*	*	*	53,198	780	-
Swiss chard	-	-	-	-	-	-	2,186	*	-
Root crops	11,054	*	*	*	*	*	185,265	3,679	-
Beetroot	*	*	*	-	-	-	3,559	8	-
Carrot	-	-	-	-	-	-	4,548	7	-
Onion	*	*	*	*	*	*	100,392	2,665	-
Potatoes	*	*	*	-	-	-	31,876	102	-
Garlic	4,485	57	*	*	*	*	130,456	885	-
Taro 'Godere'	-	-	-	-	-	-	-	-	-
Sweet potatoes	-	-	-	-	-	-	3,064	*	-
Other Temporary	-	-	-	*	*	*	19,328	144	*
Permanent crops	*	*	*	*	*	*	152,021	3,577	*
Avocado	-	-	-	-	-	-	-	-	-
Bananas	-	-	-	-	-	-	8,947	60	-
Guava	-	-	-	-	-	-	*	*	-
Lemons	-	-	-	-	-	-	14,393	*	-
Mangoes	-	-	-	-	-	-	*	*	-
Oranges	-	-	-	-	-	-	10,158	*	-
Papayas	-	-	-	-	-	-	3,696	*	-
Pineapples	-	-	-	-	-	-	-	-	-
Chat	-	-	-	-	-	-	7,816	17	-
Coffee	*	*	-	-	-	-	43,113	619	-
Hops / 'Gesho'	*	*	*	*	*	*	129,786	2,471	-
Enset	-	-	-	-	-	-	-	-	-
Sugar cane	-	-	-	-	-	-	15,778	90	-
Other permanent	*	*	*	-	-	-	29,067	95	*

(Table1.3.5 Cont'd.)

North Shewa Zone

Crop type	Improved seed			Pesticide		Irrigation		Extension package	
	Holder	Hectare	Quintal	Holder	Hectare	Holder	Hectare	Holder	Hectare
All	12,765	*	*	49,007	17,837	48,515	1,885	23,849	13,012
Cereals	7,185	*	*	43,957	16,492	5,374	*	22,579	12,559
Teff	*	*	-	18,330	*	*	*	*	*
Barley	1,293	*	*	11,641	2,604	*	*	1,309	*
Wheat	*	*	*	19,261	4,380	*	*	17,542	8,539
Maize	*	*	*	*	*	*	*	*	*
Sorghum	*	*	*	5,735	1,327	*	*	*	*
Finger millet	-	-	-	-	-	-	-	-	-
Oats / 'Aja'	-	-	-	-	-	-	-	-	-
Rice	-	-	-	-	-	-	-	-	-
Pulses	1,961	197	*	*	*	2,262	*	*	*
Horse / Faba beans	*	*	*	1,604	*	*	*	-	-
Field Peas	*	*	*	*	*	-	-	*	*
Haricot beans	-	-	-	*	*	-	-	-	-
Chick peas	-	-	-	*	*	*	*	*	*
Lentils	*	*	*	*	*	-	-	*	*
Vetch/Grass peas	-	-	-	-	-	-	-	-	-
Soya beans	-	-	-	-	-	-	-	-	-
Fenugreek	*	*	*	*	*	-	-	-	-
Gibto	-	-	-	-	-	-	-	-	-
Oilseeds	*	*	-	*	*	*	*	*	*
Neug	-	-	-	-	-	-	-	-	-
Linseed	-	-	-	-	-	-	-	*	*
Groundnuts	-	-	-	-	-	-	-	-	-
Safflower	-	-	-	*	*	-	-	-	-
Sesame	*	*	-	*	*	-	-	-	-
Rapeseed	-	-	-	-	-	*	*	-	-
Vegetables	1,321	*	-	*	*	15,470	178	*	*
Lettuce	-	-	-	-	-	*	*	-	-
Head cabbage	1,321	*	-	*	*	*	*	-	-
Ethiopian cabbage	*	*	-	*	*	*	2	-	-
Tomatoes	-	-	-	-	-	*	*	-	-
Green peppers	-	-	-	-	-	4,206	*	-	-
Red peppers	-	-	-	-	-	9,370	146	*	*
Swiss chard	*	*	-	-	-	*	*	-	-
Root crops	2,561	*	-	*	*	13,695	*	1,595	*
Beetroot	*	*	-	-	-	*	*	-	-
Carrot	*	*	-	-	-	*	*	-	-
Onion	*	*	-	*	*	7,456	*	1,294	*
Potatoes	-	-	-	-	-	*	*	*	*
Garlic	-	-	-	*	*	7,829	23	-	-
Taro 'Godere'	-	-	-	-	-	-	-	-	-
Sweet potatoes	-	-	-	-	-	*	*	-	-
Other Temporary	-	-	-	-	-	*	*	-	-
Permanent crops	*	*	-	*	*	36,716	602	-	-
Avocado	*	*	-	-	-	-	-	-	-
Bananas	-	-	-	-	-	3,668	38	-	-
Guava	-	-	-	-	-	*	*	-	-
Lemons	-	-	-	-	-	3,255	*	-	-
Mangoes	-	-	-	-	-	*	*	-	-
Oranges	-	-	-	*	*	*	*	-	-
Papayas	-	-	-	-	-	*	*	-	-
Pineapples	-	-	-	-	-	-	-	-	-
Chat	-	-	-	-	-	*	*	-	-
Coffee	-	-	-	*	*	16,535	250	-	-
Hops / 'Gescho'	*	*	-	*	*	23,651	267	-	-
Enset	-	-	-	-	-	-	-	-	-
Sugar cane	-	-	-	-	-	4,888	18	-	-
Other permanent	-	-	-	-	-	2,149	*	-	-

**Table1.3.6 Number of Holders, Inputs Applied Area and Quantity of Inputs used
East Gojam Zone**

Crop type	All CROP Area (HA)	All Fertilizers		Natural		DAP		
		Hectare	Quintal	Holder	Hectare	Holder	Hectare	Quintal
All	464,973	255,189	231,957	251,236	43,006	82,731	52,538	42,077
Cereals	343,714	233,933	218,011	179,798	29,733	75,790	47,277	37,142
Teff	171,547	142,229	128,835	28,790	5,969	59,834	34,146	23,372
Barley	48,555	15,396	8,673	51,801	7,593	21,911	2,971	3,045
Wheat	80,011	53,486	59,569	48,141	6,863	22,858	7,051	7,690
Maize	27,242	22,381	20,741	109,330	8,897	19,093	3,109	3,035
Sorghum	16,056	*	-	*	*	-	-	-
Finger millet	212	*	*	*	*	-	-	-
Oats / 'Aja'	*	*	-	*	*	-	-	-
Rice	*	-	-	-	-	-	-	-
Pulses	83,749	10,799	5,077	82,846	6,561	21,142	2,932	2,217
Horse / Faba beans	33,542	7,739	3,744	75,557	5,162	17,001	1,843	1,698
Field Peas	16,147	2,398	*	9,024	759	8,821	1,087	479
Haricot beans	*	*	-	*	*	-	-	-
Chick peas	6,639	*	-	*	*	-	-	-
Lentils	1,242	*	-	*	*	-	-	-
Vetch / Grass peas	20,925	*	*	*	*	*	*	*
Soya beans	*	-	-	-	-	-	-	-
Fenugreek	320	*	*	*	*	-	-	-
Gibto	497	*	-	*	*	-	-	-
Oilseeds	30,053	6,680	7,306	49,768	3,248	17,068	*	*
Neug	18,535	*	366	6,506	*	*	*	*
Linseed	5,193	*	*	1,294	*	*	*	*
Groundnuts	-	-	-	-	-	-	-	-
Safflower	*	*	-	*	*	-	-	-
Sesame	*	-	-	-	-	-	-	-
Rapeseed	4,315	3,600	6,915	43,682	1,665	15,369	*	*
Vegetables	863	495	*	58,542	459	*	*	*
Lettuce	*	*	-	*	*	-	-	-
Head cabbage	14	13	*	4,006	13	-	-	-
Ethiopian cabbage	*	*	-	5,559	*	-	-	-
Tomatoes	3	*	-	2,160	*	-	-	-
Green peppers	109	84	*	20,658	57	*	*	*
Red peppers	530	233	*	29,278	226	*	*	*
Swiss chard	*	*	*	*	*	-	-	-
Root crops	4,054	1,608	*	113,951	1,491	*	*	*
Beetroot	20	16	*	9,093	15	-	-	-
Carrot	*	*	-	*	*	-	-	-
Onion	427	195	*	17,269	*	-	-	-
Potatoes	2,887	1,065	*	29,875	968	*	*	*
Garlic	714	326	*	86,085	321	*	*	*
Taro 'Godere'	-	-	-	-	-	-	-	-
Sweet potatoes	-	-	-	-	-	-	-	-
Other Temporary	345	159	*	25,945	156	-	-	-
Permanent crops	2,197	1,516	*	107,491	1,359	*	*	*
Avocado	-	-	-	-	-	-	-	-
Bananas	*	*	-	*	*	-	-	-
Guava	-	-	-	-	-	-	-	-
Lemons	*	*	-	*	*	-	-	-
Mangoes	-	-	-	-	-	-	-	-
Oranges	*	*	*	*	*	-	-	-
Papayas	-	-	-	-	-	-	-	-
Pineapples	-	-	-	-	-	-	-	-
Chat	*	*	-	*	*	-	-	-
Coffee	*	*	-	*	*	-	-	-
Hops / 'Gescho'	1,960	1,368	*	89,757	1,219	*	*	*
Enset	-	-	-	-	-	-	-	-
Sugar cane	*	*	-	*	*	-	-	-
Other permanent	144	108	*	32,170	107	-	-	-

(Table1.3.6 Cont'd.)

East Gojam Zone

Crop type	UREA			UREA + DAP			INDIGENOUS SEED		
	Holder	Hectare	Quintal	Holder	Hectare	Quintal	Holder	Hectare	Quintal
All	47,772	22,724	12,238	171,399	136,921	177,641	383,855	446,727	362,862
Cereals	45,623	22,355	12,051	170,631	134,568	168,818	371,391	326,102	265,271
Teff	32,709	17,495	9,458	120,867	84,619	96,004	261,955	170,336	77,492
Barley	1,663	*	*	28,508	4,701	5,548	190,704	48,406	73,613
Wheat	16,961	4,441	2,302	95,470	35,132	49,577	213,846	72,214	101,914
Maize	2,148	287	210	42,574	10,089	17,496	188,813	19,389	7,667
Sorghum	-	-	-	-	-	-	46,675	15,483	4,342
Finger millet	-	-	-	*	*	*	*	*	*
Oats / 'Aja'	-	-	-	-	-	-	*	*	*
Rice	-	-	-	-	-	-	*	*	*
Pulses	1,424	*	*	11,873	1,200	2,785	265,230	83,192	92,324
Horse/Faba beans	*	*	*	8,665	684	1,999	215,252	33,303	41,681
Field Peas	*	*	*	*	*	*	96,204	16,085	15,737
Haricot beans	-	-	-	-	-	-	20,236	*	*
Chick peas	-	-	-	-	-	-	29,058	6,390	6,795
Lentils	-	-	-	-	-	-	10,309	1,242	1,113
Vetch / Grass peas	-	-	-	-	-	-	63,641	20,919	21,731
Soya beans	-	-	-	-	-	-	*	*	*
Fenugreek	-	-	-	*	*	*	6,074	320	133
Gibto	-	-	-	-	-	-	4,833	497	241
Oilseeds	*	*	*	13,650	934	4,691	141,093	30,021	5,165
Neug	*	*	*	1,780	*	*	72,206	18,507	2,455
Linseed	-	-	-	*	*	*	33,731	5,193	2,148
Groundnuts	-	-	-	-	-	-	-	-	-
Safflower	-	-	-	-	-	-	1,395	*	*
Sesame	-	-	-	-	-	-	*	*	*
Rapeseed	*	*	*	11,924	654	4,607	79,194	4,313	465
Vegetables	-	-	-	*	*	*	89,198	851	*
Lettuce	-	-	-	-	-	-	*	*	-
Head cabbage	-	-	-	*	*	*	*	*	-
Ethiopian cabbage	-	-	-	-	-	-	10,334	*	*
Tomatoes	-	-	-	-	-	-	2,194	3	-
Green peppers	-	-	-	*	*	*	27,768	109	-
Red peppers	-	-	-	*	*	*	50,632	530	-
Swiss chard	-	-	-	*	*	*	*	*	-
Root crops	*	*	*	*	*	*	179,356	4,021	-
Beetroot	-	-	-	*	*	*	6,517	8	-
Carrot	-	-	-	-	-	-	*	*	-
Onion	-	-	-	*	*	*	23,401	413	-
Potatoes	-	-	-	*	*	*	59,072	2,887	-
Garlic	*	*	*	*	*	*	138,668	712	-
Taro 'Godere'	-	-	-	-	-	-	-	-	-
Sweet potatoes	-	-	-	-	-	-	-	-	-
Other Temporary	-	-	-	*	*	*	42,519	343	*
Permanent crops	*	*	*	4,555	110	*	165,558	2,197	-
Avocado	-	-	-	-	-	-	-	-	-
Bananas	-	-	-	-	-	-	*	*	-
Guava	-	-	-	-	-	-	-	-	-
Lemons	-	-	-	-	-	-	1,815	*	-
Mangoes	-	-	-	-	-	-	-	-	-
Oranges	-	-	-	*	*	*	3,546	*	-
Papayas	-	-	-	-	-	-	-	-	-
Pineapples	-	-	-	-	-	-	-	-	-
Chat	-	-	-	-	-	-	*	*	-
Coffee	-	-	-	-	-	-	3,927	*	-
Hops / 'Geshe'	*	*	*	4,230	102	*	138,559	1,960	-
Enset	-	-	-	-	-	-	-	-	-
Sugar cane	-	-	-	-	-	-	*	*	-
Other permanent	-	-	-	*	*	*	49,441	144	-

(Table1.3.6 Cont'd.)

East Gojam Zone

Crop type	Improved seed			Pesticide		Irrigation		Extension package	
	Holder	Hectare	Quintal	Holder	Hectare	Holder	Hectare	Holder	Hectare
All	61,841	18,246	10,502	56,405	31,591	42,670	5,169	185,504	136,983
Cereals	51,464	17,612	10,156	53,240	31,009	16,995	4,285	177,294	127,389
Teff	*	*	*	38,715	19,458	*	*	99,549	67,750
Barley	1,792	*	*	3,644	653	*	*	34,549	6,028
Wheat	18,120	7,797	7,917	29,719	10,898	1,315	*	103,216	37,802
Maize	32,765	7,853	1,714	-	-	*	*	65,120	13,120
Sorghum	*	*	*	-	-	*	*	*	*
Finger millet	*	*	*	-	-	-	-	-	-
Oats / 'Aja'	-	-	-	-	-	-	-	-	-
Rice	-	-	-	-	-	-	-	-	-
Pulses	4,148	557	*	1,376	*	2,053	166	33,245	5,471
Horse / Faba beans	2,417	*	*	*	*	1,416	*	-	-
Field Peas	*	*	-	-	-	-	-	17,667	2,484
Haricot beans	-	-	-	*	*	-	-	*	*
Chick peas	*	*	*	-	-	*	*	*	*
Lentils	-	-	-	-	-	-	-	*	*
Vetch/Grass peas	*	*	-	*	*	*	*	-	-
Soya beans	-	-	-	-	-	-	-	-	-
Fenugreek	-	-	-	-	-	-	-	-	-
Gibto	-	-	-	-	-	-	-	-	-
Oilseeds	*	*	*	-	-	-	-	40,246	3,800
Neug	*	*	-	-	-	-	-	12,484	2,039
Linseed	-	-	-	-	-	-	-	1,748	*
Groundnuts	-	-	-	-	-	-	-	-	-
Safflower	-	-	-	-	-	-	-	-	-
Sesame	-	-	-	-	-	-	-	-	-
Rapeseed	*	*	*	-	-	-	-	26,985	1,499
Vegetables	*	*	-	-	-	7,725	39	13,801	*
Lettuce	*	*	-	-	-	*	*	-	-
Head cabbage	2,835	*	-	-	-	2,536	12	-	-
Ethiopian cabbage	-	-	-	-	-	*	*	-	-
Tomatoes	*	*	-	-	-	*	*	*	*
Green peppers	-	-	-	-	-	3,744	10	-	-
Red peppers	-	-	-	-	-	2,238	*	*	*
Swiss chard	*	*	-	-	-	*	*	-	-
Root crops	7,150	33	-	1,352	35	20,341	*	9,722	177
Beetroot	*	12	-	-	-	3,240	8	-	-
Carrot	*	*	-	-	-	*	*	-	-
Onion	*	*	-	*	*	8,442	*	7,414	24
Potatoes	-	-	-	*	*	*	*	2,971	*
Garlic	*	*	-	*	*	*	*	-	-
Taro 'Godere'	-	-	-	-	-	-	-	-	-
Sweet potatoes	-	-	-	-	-	-	-	-	-
Other Temporary	*	*	-	-	-	*	*	-	-
Permanent crops	-	-	-	*	*	11,699	93	-	-
Avocado	-	-	-	-	-	-	-	-	-
Bananas	-	-	-	-	-	*	*	-	-
Guava	-	-	-	-	-	-	-	-	-
Lemons	-	-	-	-	-	*	*	-	-
Mangoes	-	-	-	-	-	-	-	-	-
Oranges	-	-	-	-	-	*	*	-	-
Papayas	-	-	-	-	-	-	-	-	-
Pineapples	-	-	-	-	-	-	-	-	-
Chat	-	-	-	-	-	*	*	-	-
Coffee	-	-	-	-	-	*	*	-	-
Hops / 'Gescho'	-	-	-	*	*	8,483	79	-	-
Enset	-	-	-	-	-	-	-	-	-
Sugar cane	-	-	-	-	-	*	*	-	-
Other permanent	-	-	-	*	*	*	*	-	-

**Table1.3.7 Number of Holders, Inputs Applied Area and Quantity of Inputs used
West Gojam**

Crop type	All CROP Area (HA)	All Fertilizers		Natural		DAP		
		Hectare	Quintal	Holder	Hectare	Holder	Hectare	Quintal
All	509,554	331,446	282,500	334,114	52,789	203,470	150,414	88,168
Cereals	356,587	285,907	217,883	250,346	35,814	195,342	133,576	72,038
Teff	111,823	90,063	52,382	11,866	2,232	117,913	52,893	22,142
Barley	39,160	17,386	9,761	30,695	4,137	38,889	9,112	6,598
Wheat	30,489	21,787	*	5,760	1,233	28,221	7,549	5,061
Maize	116,698	109,448	108,854	229,459	27,882	65,184	19,973	14,639
Sorghum	*	-	-	-	-	-	-	-
Finger millet	55,393	47,223	25,784	2,769	330	102,254	44,049	23,598
Oats / 'Aja'	*	-	-	-	-	-	-	-
Rice	*	-	-	-	-	-	-	-
Pulses	62,977	13,524	11,191	57,237	4,273	40,253	7,031	4,005
Horse / Faba beans	26,322	10,933	9,543	48,004	3,574	33,820	5,448	2,871
Field Peas	9,404	1,768	*	*	*	10,151	1,362	*
Haricot beans	*	234	*	8,027	156	-	-	-
Chick peas	8,360	*	-	*	*	-	-	-
Lentils	*	-	-	-	-	-	-	-
Vetch / Grass peas	10,637	*	*	*	*	-	-	-
Soya beans	-	-	-	-	-	-	-	-
Fenugreek	215	*	*	2,784	*	*	*	*
Gibto	3,512	214	*	*	*	4,653	203	*
Oilseeds	72,278	18,013	40,019	122,389	4,438	59,240	8,062	8,589
Neug	52,205	5,570	2,365	2,141	567	15,198	4,522	1,590
Linseed	6,532	408	*	*	*	3,640	338	*
Groundnuts	*	*	-	*	*	-	-	-
Safflower	*	*	*	2,411	*	*	*	*
Sesame	*	*	*	*	*	-	-	-
Rapeseed	13,154	11,775	36,498	118,632	3,746	45,779	3,169	6,572
Vegetables	7,882	6,921	*	187,517	3,319	7,106	*	*
Lettuce	*	*	-	*	*	-	-	-
Head cabbage	*	*	*	*	*	-	-	-
Ethiopian cabbage	*	*	*	*	*	-	-	-
Tomatoes	*	*	*	4,861	*	-	-	-
Green peppers	*	*	*	5,134	*	-	-	-
Red peppers	7,729	6,791	*	181,029	3,250	7,106	*	*
Swiss chard	*	*	-	*	*	-	-	-
Root crops	3,986	3,207	2,586	195,449	1,939	21,444	1,039	1,948
Beetroot	*	*	-	4,628	*	-	-	-
Carrot	*	*	*	*	*	-	-	-
Onion	615	*	*	23,678	*	*	*	*
Potatoes	1,924	1,657	2,037	16,825	576	18,958	985	1,844
Garlic	1,125	957	*	175,720	844	1,448	*	*
Taro 'Godere'	-	-	-	-	-	-	-	-
Sweet potatoes	*	*	*	*	*	*	*	*
Other Temporary	1,584	1,044	*	60,146	456	6,392	*	368
Permanent crops	4,261	2,829	2,886	145,281	2,551	7,508	118	761
Avocado	*	*	-	*	*	-	-	-
Bananas	*	*	-	*	*	-	-	-
Guava	*	*	-	*	*	-	-	-
Lemons	39	21	-	6,774	21	-	-	-
Mangoes	*	*	-	*	*	-	-	-
Oranges	*	*	-	*	*	-	-	-
Papayas	*	*	-	*	*	-	-	-
Pineapples	-	-	-	-	-	-	-	-
Chat	*	*	*	8,649	*	-	-	-
Coffee	1,133	*	-	17,905	*	*	*	-
Hops / 'Geshe'	1,964	1,179	2,234	100,626	952	6,125	106	710
Enset	-	-	-	-	-	-	-	-
Sugar cane	*	*	-	*	*	-	-	-
Other permanent	375	253	*	67,446	218	*	*	*

(Table1.3.7 Cont'd.)

West Gojam

Crop type	UREA			UREA + DAP			INDIGENOUS SEED		
	Holder	Hectare	Quintal	Holder	Hectare	Quintal	Holder	Hectare	Quintal
All	62,701	11,384	7,989	209,328	116,859	186,343	380,095	466,577	248,263
Cereals	41,084	8,930	5,317	205,802	107,587	140,528	373,040	315,116	199,348
Teff	14,951	3,641	1,602	60,607	31,297	28,637	238,296	110,896	53,378
Barley	2,317	*	*	13,335	3,717	3,005	148,075	39,160	67,015
Wheat	*	*	*	22,882	*	*	88,393	29,425	31,430
Maize	21,443	*	3,092	165,177	57,721	91,123	333,412	77,359	23,151
Sorghum	-	-	-	-	-	-	*	*	*
Finger millet	*	*	*	8,516	2,301	1,955	142,322	55,251	23,632
Oats / 'Aja'	-	-	-	-	-	-	*	*	*
Rice	-	-	-	-	-	-	*	*	-
Pulses	5,897	*	*	23,262	1,655	6,876	215,617	62,158	39,449
Horse/Faba beans	5,166	*	*	20,799	1,463	6,385	163,173	26,263	17,519
Field Peas	*	*	*	*	*	*	55,600	9,404	6,015
Haricot beans	*	*	*	*	*	*	26,010	*	*
Chick peas	-	-	-	-	-	-	22,018	7,600	4,364
Lentils	-	-	-	-	-	-	6,711	*	*
Vetch / Grass peas	-	-	-	*	*	*	34,764	10,637	7,471
Soya beans	-	-	-	-	-	-	-	-	-
Fenugreek	-	-	-	-	-	-	6,750	215	*
Gibto	-	-	-	*	*	*	25,998	3,512	1,201
Oilseeds	7,651	359	322	75,837	5,154	31,108	259,269	72,242	9,203
Neug	*	*	*	2,086	*	*	123,785	52,205	5,963
Linseed	-	-	-	-	-	-	42,921	6,532	1,555
Groundnuts	-	-	-	-	-	-	*	*	-
Safflower	*	*	*	*	*	*	*	*	*
Sesame	*	*	*	-	-	-	*	*	*
Rapeseed	6,927	169	263	72,320	4,691	29,663	206,432	13,117	*
Vegetables	23,901	1,284	1,215	14,704	*	*	248,688	7,675	*
Lettuce	-	-	-	-	-	-	*	*	-
Head cabbage	*	*	*	*	*	*	*	*	-
Ethiopian cabbage	-	-	-	*	*	*	*	*	*
Tomatoes	*	*	*	-	-	-	6,289	*	-
Green peppers	*	*	*	-	-	-	8,796	*	-
Red peppers	23,217	1,272	1,197	14,020	*	*	238,905	7,525	*
Swiss chard	-	-	-	-	-	-	-	-	-
Root crops	11,606	*	*	5,076	*	*	235,807	3,934	*
Beetroot	-	-	-	-	-	-	*	*	-
Carrot	*	*	*	-	-	-	*	*	-
Onion	*	*	*	*	*	*	29,197	614	*
Potatoes	-	-	-	*	*	*	46,496	1,884	*
Garlic	10,607	*	*	*	*	*	206,843	1,124	*
Taro 'Godere'	-	-	-	-	-	-	-	-	-
Sweet potatoes	-	-	-	-	-	-	*	*	-
Other Temporary	*	*	*	9,901	274	*	86,898	1,528	*
Permanent crops	5,172	*	*	6,107	116	1,788	208,749	3,925	*
Avocado	-	-	-	-	-	-	*	*	-
Bananas	-	-	-	-	-	-	*	*	-
Guava	-	-	-	-	-	-	*	*	-
Lemons	-	-	-	-	-	-	11,124	39	-
Mangoes	-	-	-	-	-	-	*	*	-
Oranges	-	-	-	-	-	-	*	*	-
Papayas	-	-	-	-	-	-	*	*	-
Pineapples	-	-	-	-	-	-	-	-	-
Chat	*	*	*	*	*	*	14,812	*	-
Coffee	-	-	-	*	*	-	24,269	826	-
Hops / 'Geshe'	*	*	*	5,056	104	1,347	165,833	1,963	-
Enset	-	-	-	-	-	-	-	-	-
Sugar cane	-	-	-	-	-	-	*	*	*
Other permanent	2,849	*	*	*	*	*	86,793	372	-

(Table 1.3.7 Cont'd.)

West Gojam

Crop type	Improved seed			Pesticide		Irrigation		Extension package	
	Holder	Hectare	Quintal	Holder	Hectare	Holder	Hectare	Holder	Hectare
All	130,287	42,977	9,381	38,790	*	46,801	3,765	232,209	141,461
Cereals	124,474	41,471	8,981	36,745	*	8,245	878	226,183	129,735
Teff	2,505	927	*	10,504	3,790	1,396	*	91,201	40,964
Barley	-	-	-	3,117	702	*	*	25,828	6,442
Wheat	*	*	*	*	*	*	*	28,796	*
Maize	120,444	39,339	7,056	*	*	5,559	257	191,772	67,908
Sorghum	-	-	-	-	-	-	-	-	-
Finger millet	*	*	*	18,103	*	*	*	-	-
Oats / 'Aja'	-	-	-	-	-	-	-	-	-
Rice	-	-	-	-	-	-	-	-	-
Pulses	3,800	*	*	*	*	*	*	13,220	3,232
Horse / Faba beans	*	*	-	-	-	*	*	-	-
Field Peas	-	-	-	-	-	-	-	6,847	*
Haricot beans	-	-	-	*	*	-	-	*	*
Chick peas	*	*	*	-	-	-	-	*	*
Lentils	-	-	-	-	-	-	-	-	-
Vetch/Grass peas	-	-	-	-	-	-	-	-	-
Soya beans	-	-	-	-	-	-	-	-	-
Fenugreek	-	-	-	-	-	-	-	-	-
Gibto	-	-	-	-	-	-	-	-	-
Oilseeds	*	*	*	*	*	*	*	88,321	7,378
Neug	-	-	-	-	-	-	-	8,734	1,598
Linseed	-	-	-	-	-	-	-	3,563	*
Groundnuts	-	-	-	-	-	-	-	*	*
Safflower	-	-	-	-	-	-	-	-	-
Sesame	-	-	-	-	-	-	-	-	-
Rapeseed	*	*	*	*	*	*	*	81,119	5,323
Vegetables	2,140	*	-	*	*	10,790	*	12,903	*
Lettuce	*	*	-	-	-	-	-	-	-
Head cabbage	-	-	-	-	-	*	*	-	-
Ethiopian cabbage	-	-	-	-	-	-	-	-	-
Tomatoes	*	*	-	-	-	*	*	*	*
Green peppers	-	-	-	-	-	*	*	-	-
Red peppers	1,490	*	-	*	*	*	*	11,222	*
Swiss chard	*	*	-	-	-	-	-	-	-
Root crops	4,373	*	-	*	*	11,110	683	7,807	411
Beetroot	*	*	-	-	-	*	*	-	-
Carrot	*	*	-	-	-	*	*	-	-
Onion	*	*	-	-	-	*	*	*	*
Potatoes	*	*	-	-	-	*	*	5,719	364
Garlic	*	*	-	*	*	4,226	*	-	-
Taro 'Godere'	-	-	-	-	-	-	-	-	-
Sweet potatoes	-	-	-	-	-	*	*	-	-
Other Temporary	*	*	*	*	*	*	*	*	*
Permanent crops	7,575	*	-	*	*	34,062	*	*	*
Avocado	*	*	-	-	-	2,427	*	-	-
Bananas	-	-	-	-	-	*	*	-	-
Guava	*	*	-	-	-	*	*	-	-
Lemons	*	*	-	-	-	2,104	*	-	-
Mangoes	*	*	-	-	-	*	*	-	-
Oranges	-	-	-	-	-	*	*	-	-
Papayas	*	*	-	-	-	*	*	-	-
Pineapples	-	-	-	-	-	-	-	-	-
Chat	-	-	-	*	*	9,337	*	-	-
Coffee	*	*	-	-	-	16,100	*	-	-
Hops / 'Gescho'	*	*	-	*	*	19,142	177	-	-
Enset	-	-	-	-	-	-	-	-	-
Sugar cane	-	-	-	-	-	*	*	-	-
Other permanent	*	*	-	-	-	4,852	*	*	*

Table1.3.8 Number of Holders, Inputs Applied Area and Quantity of Inputs used
Waghamera Zone

Crop type	All CROP Area (HA)	All Fertilizers		Natural		DAP		
		Hectare	Quintal	Holder	Hectare	Holder	Hectare	Quintal
All	95,377	9,107	*	46,381	9,064	-	-	-
Cereals	71,558	7,577	*	44,263	7,536	-	-	-
Teff	22,326	1,081	*	4,471	1,041	-	-	-
Barley	19,598	2,352	-	13,268	2,352	-	-	-
Wheat	10,246	752	-	3,727	752	-	-	-
Maize	2,658	1,763	-	39,287	1,763	-	-	-
Sorghum	16,592	1,592	-	7,743	1,592	-	-	-
Finger millet	138	*	-	*	*	-	-	-
Oats / 'Aja'	-	-	-	-	-	-	-	-
Rice	-	-	-	-	-	-	-	-
Pulses	19,195	1,255	-	8,502	1,255	-	-	-
Horse / Faba beans	8,510	810	-	6,500	810	-	-	-
Field Peas	3,801	191	-	1,087	191	-	-	-
Haricot beans	2,233	*	-	*	*	-	-	-
Chick peas	1,051	*	-	*	*	-	-	-
Lentils	3,516	191	-	1,328	191	-	-	-
Vetch / Grass peas	*	*	-	*	*	-	-	-
Soya beans	-	-	-	-	-	-	-	-
Fenugreek	48	10	-	1,194	10	-	-	-
Gibto	-	-	-	-	-	-	-	-
Oilseeds	4,488	210	*	4,395	207	-	-	-
Neug	596	*	-	*	*	-	-	-
Linseed	2,144	78	-	1,966	78	-	-	-
Groundnuts	-	-	-	-	-	-	-	-
Safflower	1,108	106	*	2,313	103	-	-	-
Sesame	*	*	-	*	*	-	-	-
Rapeseed	*	*	-	*	*	-	-	-
Vegetables	14	6	-	2,801	6	-	-	-
Lettuce	*	*	-	*	*	-	-	-
Head cabbage	3	*	-	729	*	-	-	-
Ethiopian cabbage	*	*	-	*	*	-	-	-
Tomatoes	*	*	-	1,286	*	-	-	-
Green peppers	4	3	-	1,563	3	-	-	-
Red peppers	*	*	-	*	*	-	-	-
Swiss chard	*	*	-	*	*	-	-	-
Root crops	74	43	-	6,083	43	-	-	-
Beetroot	*	-	-	-	-	-	-	-
Carrot	*	-	-	-	-	-	-	-
Onion	*	*	-	1,106	*	-	-	-
Potatoes	*	*	-	3,192	*	-	-	-
Garlic	15	7	-	2,710	7	-	-	-
Taro 'Godere'	-	-	-	-	-	-	-	-
Sweet potatoes	*	*	-	*	*	-	-	-
Other Temporary	15	4	-	1,548	4	-	-	-
Permanent crops	33	13	-	3,732	13	-	-	-
Avocado	-	-	-	-	-	-	-	-
Bananas	4	*	-	*	*	-	-	-
Guava	*	*	-	*	*	-	-	-
Lemons	*	*	-	*	*	-	-	-
Mangoes	*	*	-	*	*	-	-	-
Oranges	*	*	-	*	*	-	-	-
Papayas	2	*	-	351	*	-	-	-
Pineapples	-	-	-	-	-	-	-	-
Chat	-	-	-	-	-	-	-	-
Coffee	*	*	-	*	*	-	-	-
Hops / 'Gescho'	*	*	-	1,339	*	-	-	-
Enset	-	-	-	-	-	-	-	-
Sugar cane	-	-	-	-	-	-	-	-
Other permanent	7	4	-	1,943	4	-	-	-

(Table1.3.8 Cont'd.)

Waghamera Zone

Crop type	UREA			UREA + DAP			INDIGENOUS SEED		
	Holder	Hectare	Quintal	Holder	Hectare	Quintal	Holder	Hectare	Quintal
All	-	-	-	*	*	*	74,850	94,570	77,245
Cereals	-	-	-	*	*	*	74,318	70,894	53,573
Teff	-	-	-	*	*	*	55,165	22,017	8,011
Barley	-	-	-	-	-	-	51,506	19,507	27,243
Wheat	-	-	-	-	-	-	34,350	10,142	13,123
Maize	-	-	-	-	-	-	53,400	2,539	1,019
Sorghum	-	-	-	-	-	-	33,556	16,550	4,145
Finger millet	-	-	-	-	-	-	1,556	138	31
Oats / 'Aja'	-	-	-	-	-	-	-	-	-
Rice	-	-	-	-	-	-	-	-	-
Pulses	-	-	-	-	-	-	56,687	19,082	22,823
Horse/Faba beans	-	-	-	-	-	-	37,798	8,480	12,482
Field Peas	-	-	-	-	-	-	19,061	3,725	4,495
Haricot beans	-	-	-	-	-	-	13,271	2,225	1,545
Chick peas	-	-	-	-	-	-	5,369	1,051	836
Lentils	-	-	-	-	-	-	20,760	3,516	3,431
Vetch / Grass peas	-	-	-	-	-	-	*	*	*
Soya beans	-	-	-	-	-	-	-	-	-
Fenugreek	-	-	-	-	-	-	3,725	48	8
Gibto	-	-	-	-	-	-	-	-	-
Oilseeds	-	-	-	*	*	*	40,766	4,472	822
Neug	-	-	-	-	-	-	8,866	596	125
Linseed	-	-	-	-	-	-	28,821	2,143	492
Groundnuts	-	-	-	-	-	-	-	-	-
Safflower	-	-	-	*	*	*	16,619	1,096	166
Sesame	-	-	-	-	-	-	*	*	*
Rapeseed	-	-	-	-	-	-	*	*	*
Vegetables	-	-	-	-	-	-	3,220	10	*
Lettuce	-	-	-	-	-	-	-	-	-
Head cabbage	-	-	-	-	-	-	*	*	-
Ethiopian cabbage	-	-	-	-	-	-	*	*	*
Tomatoes	-	-	-	-	-	-	779	*	-
Green peppers	-	-	-	-	-	-	2,305	4	-
Red peppers	-	-	-	-	-	-	*	*	-
Swiss chard	-	-	-	-	-	-	-	-	-
Root crops	-	-	-	-	-	-	8,495	67	*
Beetroot	-	-	-	-	-	-	-	-	-
Carrot	-	-	-	-	-	-	-	-	-
Onion	-	-	-	-	-	-	768	2	*
Potatoes	-	-	-	-	-	-	4,941	*	-
Garlic	-	-	-	-	-	-	5,109	13	*
Taro 'Godere'	-	-	-	-	-	-	-	-	-
Sweet potatoes	-	-	-	-	-	-	-	-	-
Other Temporary	-	-	-	-	-	-	3,438	15	*
Permanent crops	-	-	-	-	-	-	7,342	30	*
Avocado	-	-	-	-	-	-	-	-	-
Bananas	-	-	-	-	-	-	699	*	-
Guava	-	-	-	-	-	-	*	*	-
Lemons	-	-	-	-	-	-	*	*	-
Mangoes	-	-	-	-	-	-	*	*	-
Oranges	-	-	-	-	-	-	*	*	-
Papayas	-	-	-	-	-	-	*	*	-
Pineapples	-	-	-	-	-	-	-	-	-
Chat	-	-	-	-	-	-	-	-	-
Coffee	-	-	-	-	-	-	*	*	-
Hops / 'Geshe'	-	-	-	-	-	-	3,178	*	*
Enset	-	-	-	-	-	-	-	-	-
Sugar cane	-	-	-	-	-	-	-	-	-
Other permanent	-	-	-	-	-	-	4,053	7	*

(Table1.3.8 Cont'd.)

Waghamera Zone

Crop type	Improved seed			Pesticide		Irrigation		Extension package	
	Holder	Hectare	Quintal	Holder	Hectare	Holder	Hectare	Holder	Hectare
All	4,598	807	364	*	*	3,949	225	6,045	*
Cereals	2,906	664	283	*	*	757	*	5,133	*
Teff	1,353	308	*	*	*	*	*	*	*
Barley	425	91	*	-	-	-	-	*	*
Wheat	564	*	*	-	-	*	*	*	*
Maize	460	*	*	*	*	448	*	*	*
Sorghum	*	*	-	*	*	*	*	*	*
Finger millet	-	-	-	-	-	-	-	-	-
Oats / 'Aja'	-	-	-	-	-	-	-	-	-
Rice	-	-	-	-	-	-	-	-	-
Pulses	*	*	*	*	*	*	*	*	*
Horse / Faba beans	*	*	-	*	*	-	-	-	-
Field Peas	*	*	*	*	*	-	-	*	*
Haricot beans	*	*	*	*	*	-	-	*	*
Chick peas	-	-	-	-	-	-	-	*	*
Lentils	-	-	-	-	-	-	-	*	*
Vetch/Grass peas	-	-	-	-	-	-	-	-	-
Soya beans	-	-	-	-	-	-	-	-	-
Fenugreek	-	-	-	-	-	*	*	-	-
Gibto	-	-	-	-	-	-	-	-	-
Oilseeds	420	*	*	*	*	*	*	*	*
Neug	-	-	-	-	-	*	*	*	*
Linseed	*	*	*	-	-	-	-	*	*
Groundnuts	-	-	-	-	-	-	-	-	-
Safflower	*	*	*	*	*	-	-	-	-
Sesame	*	*	-	-	-	-	-	*	*
Rapeseed	-	-	-	-	-	-	-	-	-
Vegetables	1,183	4	-	*	*	2,283	9	504	*
Lettuce	*	*	-	-	-	*	*	-	-
Head cabbage	*	*	-	*	*	1,101	3	-	-
Ethiopian cabbage	-	-	-	-	-	-	-	-	-
Tomatoes	507	*	-	-	-	*	*	*	*
Green peppers	*	*	-	-	-	1,630	3	-	-
Red peppers	-	-	-	-	-	*	*	*	*
Swiss chard	*	*	-	-	-	*	*	-	-
Root crops	*	*	-	*	*	1,364	11	790	*
Beetroot	*	*	-	-	-	*	*	-	-
Carrot	*	*	-	-	-	*	*	-	-
Onion	*	*	-	-	-	1,283	6	790	*
Potatoes	-	-	-	*	*	*	*	*	*
Garlic	*	*	-	-	-	611	*	-	-
Taro 'Godere'	-	-	-	-	-	-	-	-	-
Sweet potatoes	*	*	-	-	-	*	*	*	*
Other Temporary	-	-	-	-	-	*	*	-	-
Permanent crops	419	*	-	-	-	1,331	12	-	-
Avocado	-	-	-	-	-	-	-	-	-
Bananas	*	*	-	-	-	614	2	-	-
Guava	*	*	-	-	-	*	*	-	-
Lemons	-	-	-	-	-	*	*	-	-
Mangoes	-	-	-	-	-	*	*	-	-
Oranges	-	-	-	-	-	*	*	-	-
Papayas	*	*	-	-	-	640	2	-	-
Pineapples	-	-	-	-	-	-	-	-	-
Chat	-	-	-	-	-	-	-	-	-
Coffee	-	-	-	-	-	*	*	-	-
Hops / 'Gescho'	-	-	-	-	-	*	*	-	-
Enset	-	-	-	-	-	-	-	-	-
Sugar cane	-	-	-	-	-	-	-	-	-
Other permanent	*	*	-	-	-	*	*	-	-

Table1.3.9 Number of Holders, Inputs Applied Area and Quantity of Inputs used

Awii Zone

Crop type	All CROP Area (HA)	All Fertilizers		Natural		DAP		
		Hectare	Quintal	Holder	Hectare	Holder	Hectare	Quintal
All	202,719	130,092	69,679	138,525	47,266	66,480	59,559	35,470
Cereals	156,301	116,459	63,364	113,939	37,327	64,232	57,014	33,065
Teff	54,078	35,322	14,475	28,417	10,203	41,814	22,950	13,198
Barley	11,799	7,083	238	32,899	6,561	2,107	432	*
Wheat	7,661	5,546	3,357	9,539	1,789	3,259	726	509
Maize	40,035	36,108	29,061	97,785	16,139	23,282	4,153	3,650
Sorghum	*	*	*	*	*	*	*	*
Finger millet	41,104	32,224	16,230	6,653	2,460	41,684	28,752	15,503
Oats / 'Aja'	*	*	-	*	*	-	-	-
Rice	*	*	*	-	-	*	*	*
Pulses	10,303	2,934	498	23,961	2,101	3,710	*	231
Horse / Faba beans	2,978	1,417	137	10,438	1,108	*	*	*
Field Peas	1,412	*	*	*	*	*	*	*
Haricot beans	*	*	-	*	*	-	-	-
Chick peas	*	-	-	-	-	-	-	-
Lentils	-	-	-	-	-	-	-	-
Vetch / Grass peas	*	-	-	-	-	-	-	-
Soya beans	*	-	-	-	-	-	-	-
Fenugreek	72	49	-	10,420	49	-	-	-
Gibto	3,584	166	*	1,263	108	*	*	*
Oilseeds	28,620	4,694	2,716	33,876	3,664	5,605	691	658
Neug	23,710	2,721	112	6,029	2,144	1,725	502	105
Linseed	688	*	*	1,106	*	-	-	-
Groundnuts	*	*	*	*	*	-	-	-
Safflower	*	*	-	*	*	-	-	-
Sesame	*	*	-	*	*	-	-	-
Rapeseed	1,891	1,649	2,549	26,888	1,222	4,051	189	553
Vegetables	2,146	1,822	*	63,170	1,180	2,398	*	*
Lettuce	*	*	-	*	*	-	-	-
Head cabbage	*	*	*	*	*	*	*	*
Ethiopian cabbage	58	47	*	12,219	46	*	*	*
Tomatoes	*	*	-	*	*	-	-	-
Green peppers	23	14	*	6,246	14	-	-	-
Red peppers	2,012	1,710	*	48,183	1,069	2,213	*	*
Swiss chard	*	*	-	*	*	-	-	-
Root crops	3,693	3,116	1,075	74,296	1,987	10,519	980	882
Beetroot	*	*	*	*	*	*	*	*
Carrot	*	*	-	*	*	-	-	-
Onion	117	105	*	6,670	*	*	*	*
Potatoes	3,151	2,682	965	27,995	1,599	9,690	969	837
Garlic	295	257	90	53,134	232	699	*	*
Taro 'Godere'	-	-	-	-	-	-	-	-
Sweet potatoes	*	*	-	*	*	-	-	-
Other Temporary	336	295	*	24,179	253	1,508	*	*
Permanent crops	1,320	771	*	63,868	753	*	*	*
Avocado	*	*	-	*	*	-	-	-
Bananas	*	*	-	4,343	*	-	-	-
Guava	*	*	-	*	*	-	-	-
Lemons	17	14	*	4,541	10	*	*	*
Mangoes	*	*	*	1,345	*	-	-	-
Oranges	*	*	-	5,909	*	-	-	-
Papayas	*	*	-	*	*	-	-	-
Pineapples	-	-	-	-	-	-	-	-
Chat	*	*	-	*	*	-	-	-
Coffee	375	206	-	13,811	206	-	-	-
Hops / 'Gescho'	363	239	*	42,582	231	*	*	*
Enset	*	*	-	*	*	-	-	-
Sugar cane	*	*	*	5,551	*	*	*	*
Other permanent	132	86	*	32,697	85	*	*	*

(Table1.3.9 Cont'd.)

Awi Zone

Crop type	UREA			UREA + DAP			INDIGENOUS SEED		
	Holder	Hectare	Quintal	Holder	Hectare	Quintal	Holder	Hectare	Quintal
All	6,791	1,229	654	51,312	22,038	33,555	158,984	184,030	105,828
Cereals	4,837	1,135	549	50,157	20,984	29,750	152,027	137,816	95,553
Teff	935	314	*	4,055	1,855	1,144	94,190	51,821	31,299
Barley	-	-	-	701	*	*	50,260	11,641	24,353
Wheat	*	*	*	7,520	2,507	2,579	27,477	7,153	10,898
Maize	1,888	159	118	43,180	15,657	25,293	130,525	25,004	8,663
Sorghum	-	-	-	-	-	-	3,941	*	*
Finger millet	*	*	*	1,874	875	*	60,035	40,572	19,746
Oats / 'Aja'	-	-	-	-	-	-	1,407	*	*
Rice	-	-	-	-	-	-	*	*	*
Pulses	*	*	*	1,161	*	*	53,121	10,298	5,796
Horse/Faba beans	*	*	*	*	*	*	20,612	2,978	2,529
Field Peas	-	-	-	*	*	*	10,835	1,412	1,059
Haricot beans	-	-	-	-	-	-	*	*	*
Chick peas	-	-	-	-	-	-	*	*	*
Lentils	-	-	-	-	-	-	-	-	-
Vetch / Grass peas	-	-	-	-	-	-	*	*	*
Soya beans	-	-	-	-	-	-	*	*	*
Fenugreek	-	-	-	-	-	-	14,601	72	*
Gibto	-	-	-	*	*	*	14,047	3,584	1,027
Oilseeds	*	*	*	5,204	332	2,037	77,818	28,585	4,470
Neug	-	-	-	*	*	*	46,999	23,710	3,295
Linseed	-	-	-	*	*	*	5,327	688	158
Groundnuts	-	-	-	*	*	*	*	*	*
Safflower	-	-	-	-	-	-	*	*	*
Sesame	-	-	-	-	-	-	*	*	*
Rapeseed	*	*	*	4,708	231	1,975	40,038	1,881	187
Vegetables	*	*	*	*	*	*	78,735	2,059	5
Lettuce	-	-	-	-	-	-	*	*	-
Head cabbage	-	-	-	-	-	-	*	*	-
Ethiopian cabbage	-	-	-	-	-	-	14,994	57	5
Tomatoes	-	-	-	-	-	-	*	*	-
Green peppers	*	*	*	-	-	-	7,496	23	-
Red peppers	*	*	*	*	*	*	61,672	1,938	*
Swiss chard	-	-	-	-	-	-	*	*	-
Root crops	1,333	27	25	2,657	122	169	94,015	3,670	*
Beetroot	-	-	-	-	-	-	*	*	-
Carrot	-	-	-	-	-	-	*	*	-
Onion	*	*	*	*	*	*	8,962	116	-
Potatoes	*	*	*	1,761	105	*	47,940	3,131	-
Garlic	753	*	*	704	*	*	63,874	295	*
Taro 'Godere'	-	-	-	-	-	-	-	-	-
Sweet potatoes	-	-	-	-	-	-	*	*	-
Other Temporary	-	-	-	*	*	*	31,569	335	*
Permanent crops	-	-	-	*	*	*	91,898	1,267	*
Avocado	-	-	-	-	-	-	*	*	-
Bananas	-	-	-	-	-	-	8,898	*	-
Guava	-	-	-	-	-	-	*	*	-
Lemons	-	-	-	-	-	-	6,405	17	-
Mangoes	-	-	-	*	*	*	*	*	-
Oranges	-	-	-	-	-	-	8,998	*	-
Papayas	-	-	-	-	-	-	*	*	-
Pineapples	-	-	-	-	-	-	-	-	-
Chat	-	-	-	-	-	-	*	*	-
Coffee	-	-	-	-	-	-	18,946	336	-
Hops / 'Gescho'	-	-	-	*	*	*	67,522	357	-
Enset	-	-	-	-	-	-	*	*	*
Sugar cane	-	-	-	-	-	-	9,757	*	-
Other permanent	-	-	-	-	-	-	45,061	132	*

(Table1.3.9 Cont'd.)

Awi Zone

Crop type	Improved seed			Pesticide		Irrigation		Extension package	
	Holder	Hectare	Quintal	Holder	Hectare	Holder	Hectare	Holder	Hectare
All	54,901	18,690	5,257	11,800	*	36,336	4,371	64,612	30,982
Cereals	50,984	18,486	5,242	10,021	*	19,226	3,027	63,867	29,443
Teff	*	*	*	*	*	-	-	13,862	9,351
Barley	*	*	*	-	-	7,444	1,497	2,051	*
Wheat	*	*	*	-	-	981	150	6,114	1,771
Maize	46,459	15,031	3,396	*	*	13,014	1,322	54,749	17,829
Sorghum	-	-	-	-	-	-	-	*	*
Finger millet	*	*	*	8,808	*	*	*	-	-
Oats / 'Aja'	-	-	-	-	-	-	-	-	-
Rice	-	-	-	-	-	-	-	*	*
Pulses	*	*	*	-	-	*	*	*	*
Horse / Faba beans	-	-	-	-	-	-	-	-	-
Field Peas	*	*	-	-	-	-	-	*	*
Haricot beans	-	-	-	-	-	-	-	-	-
Chick peas	-	-	-	-	-	-	-	-	-
Lentils	-	-	-	-	-	-	-	-	-
Vetch/Grass peas	*	*	*	-	-	-	-	-	-
Soya beans	-	-	-	-	-	-	-	-	-
Fenugreek	-	-	-	-	-	*	*	-	-
Gibto	-	-	-	-	-	-	-	-	-
Oilseeds	741	*	*	-	-	*	*	11,522	1,003
Neug	-	-	-	-	-	-	-	1,400	*
Linseed	-	-	-	-	-	-	-	-	-
Groundnuts	*	*	*	-	-	-	-	-	-
Safflower	-	-	-	-	-	-	-	-	-
Sesame	-	-	-	-	-	-	-	-	-
Rapeseed	*	*	*	-	-	*	*	10,659	548
Vegetables	*	*	-	*	*	8,545	*	3,662	*
Lettuce	-	-	-	-	-	-	-	-	-
Head cabbage	*	*	-	-	-	*	*	-	-
Ethiopian cabbage	*	*	-	*	*	*	*	-	-
Tomatoes	-	-	-	-	-	*	*	-	-
Green peppers	-	-	-	*	*	-	-	-	-
Red peppers	*	*	-	-	-	6,777	*	3,662	*
Swiss chard	*	*	-	-	-	-	-	-	-
Root crops	1,981	*	-	719	*	11,499	504	1,325	*
Beetroot	*	*	-	-	-	-	-	-	-
Carrot	*	*	-	-	-	*	*	-	-
Onion	*	*	-	-	-	*	*	*	*
Potatoes	*	*	-	-	-	*	*	*	*
Garlic	-	-	-	*	*	*	*	-	-
Taro 'Godere'	-	-	-	-	-	-	-	-	-
Sweet potatoes	-	-	-	*	*	*	*	-	-
Other Temporary	*	*	-	-	-	*	*	-	-
Permanent crops	5,129	53	-	*	*	26,215	*	-	-
Avocado	*	*	-	-	-	*	*	-	-
Bananas	*	*	-	*	*	*	*	-	-
Guava	*	*	-	-	-	*	*	-	-
Lemons	-	-	-	-	-	2,541	*	-	-
Mangoes	*	*	-	-	-	*	*	-	-
Oranges	*	*	-	*	*	*	*	-	-
Papayas	-	-	-	-	-	*	*	-	-
Pineapples	-	-	-	-	-	-	-	-	-
Chat	-	-	-	-	-	*	*	-	-
Coffee	3,127	39	-	-	-	12,266	*	-	-
Hops / 'Gescho'	*	*	-	-	-	16,117	92	-	-
Enset	-	-	-	-	-	-	-	-	-
Sugar cane	*	*	-	-	-	7,430	*	-	-
Other permanent	*	*	-	*	*	12,146	54	-	-

Table 1.3.10 Number of Holders, Inputs Applied Area and Quantity of Inputs used
Oromia Zone

Crop type	All CROP Area (HA)	All Fertilizers		Natural		DAP		
		Hectare	Quintal	Holder	Hectare	Holder	Hectare	Quintal
All	59,005	17,056	*	46,118	16,782	*	*	*
Cereals	48,935	13,453	*	42,772	13,195	*	*	*
Teff	9,669	1,720	*	7,317	1,643	-	-	-
Barley	653	130	-	3,203	130	-	-	-
Wheat	*	*	-	*	*	-	-	-
Maize	7,276	2,394	-	35,157	2,394	-	-	-
Sorghum	31,064	9,120	*	21,966	8,939	*	*	*
Finger millet	86	54	-	1,592	54	-	-	-
Oats / 'Aja'	*	*	-	*	*	-	-	-
Rice	*	*	-	*	*	-	-	-
Pulses	4,056	1,411	-	21,024	1,411	-	-	-
Horse / Faba beans	*	*	-	*	*	-	-	-
Field Peas	*	*	-	*	*	-	-	-
Haricot beans	2,166	977	-	18,085	977	-	-	-
Chick peas	519	146	-	1,390	146	-	-	-
Lentils	*	*	-	1,034	*	-	-	-
Vetch / Grass peas	27	*	-	*	*	-	-	-
Soya beans	*	-	-	-	-	-	-	-
Fenugreek	*	*	-	*	*	-	-	-
Gibto	*	-	-	-	-	-	-	-
Oilseeds	3,533	1,077	*	15,198	1,061	*	*	*
Neug	250	*	-	1,874	*	-	-	-
Linseed	126	42	-	3,109	42	-	-	-
Groundnuts	*	*	-	*	*	-	-	-
Safflower	302	85	-	4,085	85	-	-	-
Sesame	2,771	831	*	8,911	816	*	*	*
Rapeseed	74	*	-	2,045	*	-	-	-
Vegetables	419	138	-	8,850	138	-	-	-
Lettuce	*	-	-	-	-	-	-	-
Head cabbage	*	*	-	*	*	-	-	-
Ethiopian cabbage	*	19	-	1,897	19	-	-	-
Tomatoes	*	1	-	685	1	-	-	-
Green peppers	28	16	-	2,828	16	-	-	-
Red peppers	*	101	-	4,326	101	-	-	-
Swiss chard	-	-	-	-	-	-	-	-
Root crops	92	16	-	3,683	16	-	-	-
Beetroot	*	-	-	-	-	-	-	-
Carrot	*	-	-	-	-	-	-	-
Onion	*	*	-	1,079	*	-	-	-
Potatoes	*	*	-	*	*	-	-	-
Garlic	*	*	-	*	*	-	-	-
Taro 'Godere'	-	-	-	-	-	-	-	-
Sweet potatoes	*	*	-	*	*	-	-	-
Other Temporary	452	258	-	14,414	258	-	-	-
Permanent crops	1,516	702	-	17,543	702	-	-	-
Avocado	*	*	-	*	*	-	-	-
Bananas	50	27	-	1,884	27	-	-	-
Guava	34	*	-	2,180	*	-	-	-
Lemons	*	*	-	1,431	*	-	-	-
Mangoes	9	3	-	646	3	-	-	-
Oranges	16	7	-	1,306	7	-	-	-
Papayas	56	32	-	6,779	32	-	-	-
Pineapples	-	-	-	-	-	-	-	-
Chat	749	410	-	7,860	410	-	-	-
Coffee	423	168	-	6,276	168	-	-	-
Hops / 'Gesho'	*	*	-	*	*	-	-	-
Enset	*	-	-	-	-	-	-	-
Sugar cane	52	*	-	*	*	-	-	-
Other permanent	26	10	-	4,190	10	-	-	-

(Table1.3.10 Cont'd.)

Oromia Zone

Crop type	UREA			UREA + DAP			INDIGENOUS SEED		
	Holder	Hectare	Quintal	Holder	Hectare	Quintal	Holder	Hectare	Quintal
All	*	*	*	-	-	-	71,418	58,793	12,699
Cereals	*	*	*	-	-	-	69,979	48,871	10,228
Teff	*	*	*	-	-	-	29,733	9,655	2,891
Barley	-	-	-	-	-	-	9,231	653	648
Wheat	-	-	-	-	-	-	1,346	*	*
Maize	-	-	-	-	-	-	56,479	7,240	2,420
Sorghum	*	*	*	-	-	-	56,429	31,050	4,117
Finger millet	-	-	-	-	-	-	2,168	86	13
Oats / 'Aja'	-	-	-	-	-	-	*	*	*
Rice	-	-	-	-	-	-	*	*	*
Pulses	-	-	-	-	-	-	36,671	4,045	1,722
Horse/Faba beans	-	-	-	-	-	-	*	*	*
Field Peas	-	-	-	-	-	-	5,353	*	*
Haricot beans	-	-	-	-	-	-	29,636	2,165	410
Chick peas	-	-	-	-	-	-	4,692	519	199
Lentils	-	-	-	-	-	-	4,394	*	*
Vetch / Grass peas	-	-	-	-	-	-	*	27	*
Soya beans	-	-	-	-	-	-	*	*	-
Fenugreek	-	-	-	-	-	-	*	*	*
Gibto	-	-	-	-	-	-	*	*	-
Oilseeds	-	-	-	-	-	-	35,874	3,493	*
Neug	-	-	-	-	-	-	6,360	250	15
Linseed	-	-	-	-	-	-	7,537	126	15
Groundnuts	-	-	-	-	-	-	*	*	*
Safflower	-	-	-	-	-	-	8,967	300	12
Sesame	-	-	-	-	-	-	23,641	2,732	*
Rapeseed	-	-	-	-	-	-	4,344	74	4
Vegetables	-	-	-	-	-	-	17,008	417	*
Lettuce	-	-	-	-	-	-	*	*	-
Head cabbage	-	-	-	-	-	-	*	*	-
Ethiopian cabbage	-	-	-	-	-	-	4,212	*	*
Tomatoes	-	-	-	-	-	-	885	*	-
Green peppers	-	-	-	-	-	-	4,404	28	-
Red peppers	-	-	-	-	-	-	9,137	*	-
Swiss chard	-	-	-	-	-	-	-	-	-
Root crops	-	-	-	-	-	-	6,398	90	*
Beetroot	-	-	-	-	-	-	-	-	-
Carrot	-	-	-	-	-	-	-	-	-
Onion	-	-	-	-	-	-	2,561	*	-
Potatoes	-	-	-	-	-	-	*	*	-
Garlic	-	-	-	-	-	-	4,728	*	-
Taro 'Godere'	-	-	-	-	-	-	-	-	-
Sweet potatoes	-	-	-	-	-	-	*	*	*
Other Temporary	-	-	-	-	-	-	20,690	361	*
Permanent crops	-	-	-	-	-	-	33,440	1,515	-
Avocado	-	-	-	-	-	-	*	*	-
Bananas	-	-	-	-	-	-	4,192	49	-
Guava	-	-	-	-	-	-	5,502	34	-
Lemons	-	-	-	-	-	-	4,884	*	-
Mangoes	-	-	-	-	-	-	1,412	9	-
Oranges	-	-	-	-	-	-	2,776	16	-
Papayas	-	-	-	-	-	-	12,802	56	-
Pineapples	-	-	-	-	-	-	-	-	-
Chat	-	-	-	-	-	-	14,997	749	-
Coffee	-	-	-	-	-	-	12,982	422	-
Hops / 'Geshe'	-	-	-	-	-	-	*	*	-
Enset	-	-	-	-	-	-	*	*	-
Sugar cane	-	-	-	-	-	-	1,966	52	-
Other permanent	-	-	-	-	-	-	7,276	26	-

(Table1.3.10 Cont'd.)

Oromia Zone									
Crop type	Improved seed			Pesticide		Irrigation		Extension package	
	Holder	Hectare	Quintal	Holder	Hectare	Holder	Hectare	Holder	Hectare
All	3,218	212	*	6,820	3,075	9,350	796	*	*
Cereals	*	64	*	5,672	2,839	1,905	230	*	*
Teff	*	*	-	907	*	*	*	*	*
Barley	-	-	-	-	-	-	-	*	*
Wheat	-	-	-	-	-	-	-	-	-
Maize	*	*	*	1,338	*	1,202	*	*	*
Sorghum	415	*	*	*	*	486	*	*	*
Finger millet	-	-	-	*	*	-	-	-	-
Oats / 'Aja'	-	-	-	*	*	-	-	-	-
Rice	-	-	-	-	-	*	*	-	-
Pulses	*	*	-	*	*	*	*	*	*
Horse / Faba beans	*	*	-	-	-	-	-	-	-
Field Peas	-	-	-	-	-	-	-	*	*
Haricot beans	*	*	-	*	*	*	*	*	*
Chick peas	-	-	-	-	-	*	*	*	*
Lentils	*	*	-	*	*	-	-	*	*
Vetch/Grass peas	-	-	-	-	-	-	-	-	-
Soya beans	-	-	-	-	-	-	-	-	-
Fenugreek	-	-	-	-	-	-	-	-	-
Gibto	-	-	-	-	-	-	-	-	-
Oilseeds	*	*	*	584	55	*	*	*	*
Neug	-	-	-	*	*	-	-	*	*
Linseed	-	-	-	-	-	-	-	*	*
Groundnuts	-	-	-	-	-	-	-	-	-
Safflower	*	*	-	*	*	*	*	-	-
Sesame	*	*	*	*	*	*	*	*	*
Rapeseed	-	-	-	*	*	-	-	-	-
Vegetables	*	*	-	*	*	*	*	*	*
Lettuce	-	-	-	-	-	-	-	-	-
Head cabbage	-	-	-	-	-	-	-	-	-
Ethiopian cabbage	-	-	-	-	-	*	*	-	-
Tomatoes	*	*	-	-	-	*	*	*	*
Green peppers	-	-	-	-	-	*	*	-	-
Red peppers	*	*	-	*	*	*	*	-	-
Swiss chard	-	-	-	-	-	-	-	-	-
Root crops	*	*	-	-	-	933	*	*	*
Beetroot	*	*	-	-	-	*	*	-	-
Carrot	*	*	-	-	-	*	*	-	-
Onion	-	-	-	-	-	*	*	*	*
Potatoes	*	*	-	-	-	-	-	-	-
Garlic	-	-	-	-	-	-	-	-	-
Taro 'Godere'	-	-	-	-	-	-	-	-	-
Sweet potatoes	*	*	-	-	-	*	*	*	*
Other Temporary	*	*	-	581	*	*	*	*	*
Permanent crops	583	*	-	*	*	6,643	321	-	-
Avocado	*	*	-	-	-	*	*	-	-
Bananas	*	*	-	-	-	1,702	30	-	-
Guava	-	-	-	-	-	1,293	*	-	-
Lemons	-	-	-	-	-	*	*	-	-
Mangoes	*	*	-	-	-	460	1	-	-
Oranges	*	*	-	-	-	*	*	-	-
Papayas	*	*	-	*	*	939	*	-	-
Pineapples	-	-	-	-	-	-	-	-	-
Chat	-	-	-	*	*	2,295	137	-	-
Coffee	*	*	-	*	*	2,306	54	-	-
Hops / 'Geshe'	-	-	-	*	*	-	-	-	-
Enset	-	-	-	-	-	-	-	-	-
Sugar cane	-	-	-	-	-	1,464	37	-	-
Other permanent	-	-	-	*	*	*	*	-	-

Table1.4 Number of Holders, Inputs Applied Area and Quantity of Inputs used

Oromia Region

Crop type	All CROP Area (HA)	All Fertilizers		Natural		DAP		
		Hectare	Quintal	Holder	Hectare	Holder	Hectare	Quintal
All	5,081,831	2,238,976	1,591,475	2,808,470	574,538	1,151,165	940,801	594,408
Cereals	3,649,549	1,904,058	1,409,343	1,816,321	362,240	1,094,908	865,302	530,431
Teff	918,461	547,887	424,161	137,745	24,072	487,323	236,730	134,234
Barley	532,141	273,981	154,897	310,428	49,734	394,145	182,149	106,652
Wheat	765,528	568,431	504,718	208,731	26,864	533,479	348,506	231,671
Maize	791,686	391,799	281,280	1,452,276	189,618	253,206	66,366	44,170
Sorghum	522,499	93,501	33,680	402,682	69,074	29,458	7,331	4,233
Finger millet	84,329	13,681	6,653	20,010	2,221	38,230	10,442	5,815
Oats / 'Aja'	34,807	14,769	3,954	21,690	647	54,399	13,779	3,657
Rice	*	*	-	*	*	-	-	-
Pulses	495,572	110,557	54,392	782,282	55,171	177,759	37,165	25,440
Horse / Faba beans	160,342	44,619	13,191	337,676	27,827	85,378	13,951	9,483
Field Peas	86,828	20,206	11,822	63,617	5,947	35,213	9,184	7,246
Haricot beans	129,591	33,496	23,871	373,513	17,014	54,960	10,440	7,324
Chick peas	49,571	3,112	1,433	18,260	1,298	4,690	688	366
Lentils	17,201	4,124	2,044	17,851	686	23,306	1,412	485
Vetch / Grass peas	42,496	*	*	6,971	306	*	*	*
Soya beans	1,520	*	-	4,695	*	-	-	-
Fenugreek	7,925	2,808	1,222	110,139	1,729	7,363	333	328
Gibto	*	*	-	*	*	-	-	-
Oilseeds	429,768	36,175	19,066	248,688	14,752	67,739	18,233	11,309
Neug	163,507	5,878	606	19,178	3,969	3,977	1,658	591
Linseed	192,424	10,605	*	43,562	1,903	34,815	8,327	*
Groundnuts	17,998	4,802	1,621	25,413	2,702	*	*	*
Safflower	1,407	*	*	6,641	*	*	*	*
Sesame	37,882	1,780	*	11,016	1,527	*	*	*
Rapeseed	16,550	12,004	8,556	155,538	4,366	21,071	*	3,878
Vegetables	40,578	22,835	13,238	1,236,748	14,141	47,141	3,798	4,163
Lettuce	103	83	*	11,374	*	*	*	*
Head cabbage	1,468	919	1,211	78,140	290	4,811	*	61
Ethiopian cabbage	10,837	7,231	*	835,951	6,812	11,672	110	87
Tomatoes	*	*	*	17,900	107	*	*	*
Green peppers	2,922	1,976	*	329,648	1,631	4,211	*	*
Red peppers	23,338	11,256	5,292	237,091	5,209	22,647	2,535	1,822
Swiss chard	47	23	*	15,190	22	*	*	*
Root crops	62,864	36,290	37,190	984,236	15,589	106,682	11,540	12,831
Beetroot	1,118	691	648	126,748	361	5,694	*	*
Carrot	*	*	*	32,737	*	*	*	*
Onion	10,186	6,739	*	257,277	1,827	17,848	*	2,018
Potatoes	23,222	16,255	17,180	156,100	3,700	64,936	7,989	9,090
Garlic	6,020	3,762	1,638	478,320	2,848	20,707	*	*
Taro 'Godere'	6,355	3,270	196	146,998	3,107	2,833	*	*
Sweet potatoes	14,713	4,531	2,612	151,992	3,560	4,933	*	461
Other Temporary	35,174	6,886	4,010	454,498	5,495	11,382	1,072	1,847
Permanent crops	368,325	122,175	54,235	1,559,924	107,150	56,809	3,690	8,387
Avocado	640	259	*	37,115	254	-	-	-
Bananas	8,790	2,833	2,070	262,194	2,637	4,894	83	444
Guava	727	187	*	31,387	170	*	*	-
Lemons	156	62	-	17,361	62	-	-	-
Mangoes	2,885	694	832	80,230	612	*	*	*
Oranges	1,418	550	927	63,307	484	*	*	*
Papayas	1,381	608	*	77,564	579	2,100	*	*
Pineapples	13	5	-	2,689	5	-	-	-
Chat	83,463	41,211	42,905	511,665	28,567	33,155	2,351	5,849
Coffee	175,829	22,380	-	363,184	20,971	13,345	932	-
Hops / 'Gesho'	4,239	1,972	1,313	260,210	1,857	2,169	*	*
Enset	80,791	49,359	361	840,963	49,085	8,081	*	131
Sugar cane	6,643	1,419	*	111,104	1,407	*	*	*
Other permanent	1,349	635	1,758	133,084	460	*	*	*

(Table1.4 Cont'd.)

Oromia Region									
Crop type	UREA			UREA + DAP			INDIGENOUS SEED		
	Holder	Hectare	Quintal	Holder	Hectare	Quintal	Holder	Hectare	Quintal
All	179,130	64,275	71,316	908,230	659,362	925,751	4,520,667	4,910,053	3,356,603
Cereals	151,633	50,095	42,433	881,879	626,421	836,479	4,238,313	3,501,550	2,695,806
Teff	40,443	14,362	6,625	361,937	272,723	283,303	1,818,333	914,493	487,977
Barley	17,915	1,936	1,454	113,902	40,162	46,791	1,424,126	529,070	704,895
Wheat	43,077	15,479	8,883	382,049	177,582	264,165	1,702,651	744,613	971,307
Maize	73,319	11,845	16,913	394,567	123,970	220,197	2,976,572	674,365	315,930
Sorghum	35,404	5,975	8,380	50,882	11,121	21,067	1,779,092	520,703	144,498
Finger millet	*	*	*	3,026	606	*	384,857	83,401	25,469
Oats / 'Aja'	*	*	*	5,465	256	264	211,044	34,807	45,681
Rice	-	-	-	-	-	-	2,648	*	*
Pulses	34,350	*	5,974	93,071	13,171	22,978	2,376,231	492,337	508,863
Horse/Faba beans	*	*	*	20,054	2,257	3,339	1,117,665	159,341	213,161
Field Peas	*	*	*	13,030	*	*	449,216	86,568	96,560
Haricot beans	18,800	1,797	*	46,190	4,244	12,247	1,160,453	128,828	103,075
Chick peas	*	*	*	4,037	*	992	171,388	48,507	41,357
Lentils	*	261	*	18,053	1,765	1,453	198,350	17,054	11,275
Vetch / Grass peas	-	-	-	1,140	*	*	161,012	42,496	39,660
Soya beans	-	-	-	-	-	-	15,436	1,520	446
Fenugreek	3,013	160	185	10,375	586	710	250,053	7,924	3,310
Gibto	-	-	-	-	-	-	*	*	*
Oilseeds	6,343	575	*	26,014	2,614	7,304	1,394,957	422,082	147,249
Neug	-	-	-	*	*	*	479,024	162,932	24,027
Linseed	*	*	*	6,096	343	413	637,384	189,049	103,792
Groundnuts	*	*	*	*	*	*	108,964	17,965	11,539
Safflower	-	-	-	3,910	*	*	24,228	1,406	*
Sesame	1,245	*	*	*	*	*	164,289	37,723	4,488
Rapeseed	1,762	*	*	13,805	*	4,600	285,823	13,008	3,199
Vegetables	17,601	1,240	1,242	34,398	3,656	7,834	1,876,309	39,996	*
Lettuce	*	*	*	*	*	*	14,594	100	-
Head cabbage	*	*	*	3,578	*	*	119,169	1,109	*
Ethiopian cabbage	*	*	*	11,502	*	*	1,140,529	10,810	*
Tomatoes	-	-	-	1,730	*	*	44,038	*	-
Green peppers	*	*	*	3,145	*	*	472,651	2,875	*
Red peppers	8,290	*	*	15,575	*	*	513,760	23,253	*
Swiss chard	-	-	-	*	*	*	22,036	43	-
Root crops	35,995	2,955	6,724	65,370	6,205	17,635	1,748,429	61,750	*
Beetroot	*	*	*	2,746	*	*	176,514	1,016	*
Carrot	*	*	*	*	*	*	61,078	554	*
Onion	13,166	*	*	13,594	*	*	467,670	10,129	*
Potatoes	17,288	1,159	1,759	30,703	3,407	6,331	374,959	23,199	*
Garlic	3,537	*	*	10,534	180	451	721,488	6,019	60
Taro 'Godere'	-	-	-	*	*	*	251,720	6,340	*
Sweet potatoes	8,895	237	969	10,342	330	1,182	420,629	14,492	*
Other Temporary	*	*	*	7,598	310	2,098	779,141	35,141	423
Permanent crops	55,286	4,351	14,424	78,781	6,985	31,424	2,592,782	357,197	231
Avocado	-	-	-	*	*	*	67,705	630	*
Bananas	*	*	*	5,522	102	1,295	587,351	8,778	*
Guava	*	*	*	1,569	*	*	90,596	716	-
Lemons	-	-	-	-	-	-	34,551	156	-
Mangoes	*	*	*	2,490	*	*	232,618	2,876	-
Oranges	-	-	-	2,832	44	832	156,652	1,416	-
Papayas	*	*	*	*	*	*	161,045	1,370	*
Pineapples	-	-	-	-	-	-	5,449	13	-
Chat	50,444	4,019	12,542	64,169	6,274	24,514	1,095,755	82,928	66
Coffee	*	*	-	8,916	372	-	1,044,331	165,398	-
Hops / 'Gesho'	*	*	*	3,315	48	*	459,000	4,221	-
Enset	*	*	*	*	*	*	1,121,634	80,719	*
Sugar cane	*	*	*	*	*	*	233,304	6,627	-
Other permanent	*	*	*	3,837	*	1,098	232,239	1,348	*

(Table 1.4 Cont'd.)

Oromia Region

Crop type	Improved seed			Pesticide		Irrigation		Extension package	
	Holder	Hectare	Quintal	Holder	Hectare	Holder	Hectare	Holder	Hectare
All	594,496	171,095	64,183	1,401,588	1,018,164	308,538	47,050	984,468	669,170
Cereals	453,652	147,999	60,302	1,351,918	997,972	131,770	20,757	943,838	633,904
Teff	10,006	3,968	472	790,107	402,175	3,572	668	185,903	97,795
Barley	9,781	3,070	2,023	310,079	113,244	3,088	103	214,800	107,030
Wheat	57,296	20,915	31,951	764,891	429,511	6,503	408	370,420	255,833
Maize	373,015	117,322	25,219	72,031	19,941	105,181	13,476	529,851	157,161
Sorghum	12,532	1,797	178	56,264	16,601	45,134	6,027	68,930	16,085
Finger millet	3,682	928	*	38,735	9,606	*	*	-	-
Oats / 'Aja'	-	-	-	40,079	6,895	*	*	-	-
Rice	-	-	-	-	-	-	-	-	-
Pulses	26,389	3,235	1,916	32,093	4,248	33,196	1,576	111,454	14,358
Horse / Faba beans	8,187	1,000	572	11,364	*	2,850	*	-	-
Field Peas	3,328	260	*	8,582	1,674	*	*	21,947	4,164
Haricot beans	11,985	763	*	7,124	608	26,086	995	75,845	6,231
Chick peas	3,133	1,064	*	*	*	2,199	116	14,741	3,152
Lentils	*	*	*	4,651	*	*	*	11,312	811
Vetch/Grass peas	-	-	-	*	268	*	*	-	-
Soya beans	-	-	-	-	-	-	-	-	-
Fenugreek	*	*	-	*	*	1,837	*	-	-
Gibto	-	-	-	-	-	-	-	-	-
Oilseeds	16,427	-	1,819	41,194	7,878	5,240	*	59,416	11,111
Neug	2,090	574	-	*	*	*	*	5,393	*
Linseed	7,914	3,375	1,711	34,490	6,775	-	-	21,078	4,050
Groundnuts	*	*	-	-	-	*	*	*	*
Safflower	*	*	-	*	*	*	*	-	-
Sesame	2,728	159	*	1,627	*	*	*	*	*
Rapeseed	3,231	*	*	3,253	*	1,686	*	19,348	1,474
Vegetables	36,323	582	*	14,462	*	65,077	2,537	24,644	*
Lettuce	1,448	*	-	-	-	*	*	-	-
Head cabbage	26,846	*	*	3,143	*	15,724	*	-	-
Ethiopian cabbage	3,024	*	-	6,109	42	17,293	107	-	-
Tomatoes	2,762	*	-	*	*	7,590	*	2,835	*
Green peppers	2,051	*	-	1,636	*	25,579	466	-	-
Red peppers	2,363	*	*	2,111	*	14,661	211	21,809	*
Swiss chard	3,457	4	-	*	*	3,091	*	-	-
Root crops	36,542	*	*	22,339	*	83,657	5,294	62,611	5,163
Beetroot	24,791	*	*	*	*	14,336	*	-	-
Carrot	11,397	*	-	*	*	8,977	*	-	-
Onion	9,660	*	-	*	*	29,052	*	14,046	*
Potatoes	*	*	-	5,142	*	8,852	*	36,766	3,734
Garlic	*	*	-	6,636	93	25,145	395	-	-
Taro 'Godere'	*	*	-	-	-	-	-	-	-
Sweet potatoes	1,572	*	*	*	*	27,859	766	17,235	912
Other Temporary	*	*	*	3,858	*	14,362	215	*	*
Permanent crops	98,745	10,447	-	40,310	3,801	228,871	16,490	27,216	1,936
Avocado	4,267	11	-	*	*	6,556	50	-	-
Bananas	1,656	*	-	2,813	*	49,385	806	-	-
Guava	1,594	*	-	-	-	11,580	75	-	-
Lemons	*	*	-	-	-	6,232	22	-	-
Mangoes	*	*	-	*	*	8,137	*	-	-
Oranges	*	*	-	-	-	8,905	*	-	-
Papayas	3,151	*	-	*	*	16,802	*	-	-
Pineapples	-	-	-	-	-	-	-	-	-
Chat	3,923	110	-	25,072	*	113,925	8,246	-	-
Coffee	83,550	10,254	-	6,257	446	84,363	3,877	-	-
Hops / 'Gescho'	*	*	-	3,608	27	27,872	244	-	-
Enset	1,924	*	-	2,549	*	15,129	346	27,216	1,936
Sugar cane	*	*	-	*	*	46,577	2,091	-	-
Other permanent	*	*	-	*	*	12,416	116	-	-

**Table1.4.1 Number of Holders, Inputs Applied Area and Quantity of Inputs used
West Welega Zone**

Crop type	All CROP Area (HA)	All Fertilizers		Natural		DAP		
		Hectare	Quintal	Holder	Hectare	Holder	Hectare	Quintal
All	417,651	80,472	49,108	201,249	45,868	31,439	12,000	4,284
Cereals	271,031	69,627	45,358	146,685	35,500	30,790	11,974	4,226
Teff	25,425	9,046	2,838	8,025	620	20,489	7,853	2,496
Barley	4,660	643	-	18,170	643	-	-	-
Wheat	12,634	1,232	*	16,679	797	*	*	*
Maize	105,698	49,692	40,766	136,720	28,382	4,221	623	551
Sorghum	78,104	4,779	*	23,269	4,195	*	*	*
Finger millet	44,361	4,225	1,249	3,692	*	*	*	888
Oats / 'Aja'	148	*	-	*	*	-	-	-
Rice	-	-	-	-	-	-	-	-
Pulses	25,675	2,452	234	69,256	2,385	-	-	-
Horse / Faba beans	9,525	966	*	24,837	939	-	-	-
Field Peas	2,113	188	-	5,613	188	-	-	-
Haricot beans	12,402	1,045	222	48,318	1,005	-	-	-
Chick peas	*	*	-	*	*	-	-	-
Lentils	-	-	-	-	-	-	-	-
Vetch / Grass peas	48	*	-	*	*	-	-	-
Soya beans	*	*	-	*	*	-	-	-
Fenugreek	237	95	-	7,635	95	-	-	-
Gibto	-	-	-	-	-	-	-	-
Oilseeds	38,273	*	*	27,339	*	*	*	*
Neug	28,761	*	-	3,595	*	-	-	-
Linseed	447	*	-	*	*	-	-	-
Groundnuts	*	*	*	*	*	-	-	-
Safflower	*	-	-	-	-	-	-	-
Sesame	6,781	*	-	*	*	-	-	-
Rapeseed	1,986	862	*	22,523	833	*	*	*
Vegetables	4,313	1,680	*	89,068	1,502	*	*	-
Lettuce	-	-	-	-	-	-	-	-
Head cabbage	*	*	-	2,370	*	-	-	-
Ethiopian cabbage	909	425	*	18,381	338	*	*	-
Tomatoes	*	*	-	*	*	-	-	-
Green peppers	*	*	-	*	*	-	-	-
Red peppers	3,274	1,184	*	73,960	1,093	-	-	-
Swiss chard	-	-	-	-	-	-	-	-
Root crops	3,464	1,058	*	70,097	1,049	*	*	*
Beetroot	24	*	-	5,576	*	-	-	-
Carrot	*	*	-	*	*	-	-	-
Onion	70	*	-	6,556	*	-	-	-
Potatoes	197	91	-	7,882	91	-	-	-
Garlic	169	100	*	27,753	91	*	*	*
Taro 'Godere'	169	72	*	8,503	71	*	*	*
Sweet potatoes	2,820	741	-	31,999	741	-	-	-
Other Temporary	3,021	1,005	561	50,728	914	*	*	*
Permanent crops	71,876	2,552	1,173	83,855	2,450	*	*	*
Avocado	*	*	-	*	*	-	-	-
Bananas	2,691	577	*	49,509	524	-	-	-
Guava	*	*	-	*	*	-	-	-
Lemons	29	*	-	*	*	-	-	-
Mangoes	817	144	*	15,979	142	-	-	-
Oranges	354	101	-	16,422	101	-	-	-
Papayas	44	16	*	3,720	14	-	-	-
Pineapples	*	*	-	*	*	-	-	-
Chat	2,258	283	*	13,243	260	-	-	-
Coffee	64,377	1,147	-	26,450	1,136	-	-	-
Hops / 'Gescho'	357	80	-	17,242	80	-	-	-
Enset	514	*	*	9,725	*	*	*	*
Sugar cane	261	*	*	*	*	*	*	*
Other permanent	71	12	-	5,575	12	-	-	-

(Table 1.4.1 Cont'd.)

West Welega Zone

Crop type	UREA			UREA + DAP			INDIGENOUS SEED		
	Holder	Hectare	Quintal	Holder	Hectare	Quintal	Holder	Hectare	Quintal
All	5,753	1,050	710	80,598	21,554	44,113	340,952	395,171	119,881
Cereals	4,729	984	563	79,923	21,169	40,569	332,933	250,296	96,010
Teff	*	*	*	*	*	*	91,898	25,306	12,986
Barley	-	-	-	-	-	-	75,978	4,660	5,729
Wheat	-	-	-	*	*	*	91,338	12,581	14,585
Maize	2,661	342	*	77,940	20,344	39,847	314,362	85,703	29,946
Sorghum	*	*	*	*	*	*	269,630	77,641	18,580
Finger millet	*	*	*	*	*	*	176,156	44,257	14,131
Oats / 'Aja'	-	-	-	-	-	-	2,574	148	53
Rice	-	-	-	-	-	-	-	-	-
Pulses	*	*	*	*	*	*	218,798	25,579	19,037
Horse/Faba beans	-	-	-	*	*	*	99,117	9,441	8,463
Field Peas	-	-	-	-	-	-	32,803	2,107	1,406
Haricot beans	*	*	*	1,284	*	*	171,727	12,396	8,451
Chick peas	-	-	-	-	-	-	7,976	*	*
Lentils	-	-	-	-	-	-	-	-	-
Vetch / Grass peas	-	-	-	-	-	-	3,248	48	*
Soya beans	-	-	-	-	-	-	*	*	*
Fenugreek	-	-	-	-	-	-	16,637	237	49
Gibto	-	-	-	-	-	-	-	-	-
Oilseeds	*	*	*	*	*	*	168,825	38,163	4,752
Neug	-	-	-	-	-	-	113,874	28,740	3,920
Linseed	-	-	-	-	-	-	18,314	439	73
Groundnuts	*	*	*	-	-	-	8,871	*	*
Safflower	-	-	-	-	-	-	*	*	*
Sesame	-	-	-	-	-	-	35,677	6,708	552
Rapeseed	-	-	-	*	*	*	52,898	1,978	127
Vegetables	*	*	*	*	120	*	175,408	4,295	*
Lettuce	-	-	-	-	-	-	-	-	-
Head cabbage	-	-	-	-	-	-	5,193	*	-
Ethiopian cabbage	-	-	-	*	*	*	45,791	893	*
Tomatoes	-	-	-	-	-	-	*	*	-
Green peppers	-	-	-	-	-	-	11,165	*	-
Red peppers	*	*	*	*	*	*	142,905	3,272	*
Swiss chard	-	-	-	-	-	-	-	-	-
Root crops	-	-	-	-	-	-	161,017	3,445	-
Beetroot	-	-	-	-	-	-	8,656	22	-
Carrot	-	-	-	-	-	-	5,459	*	-
Onion	-	-	-	-	-	-	13,211	70	-
Potatoes	-	-	-	-	-	-	17,434	197	-
Garlic	-	-	-	-	-	-	47,072	169	-
Taro 'Godere'	-	-	-	-	-	-	28,201	154	-
Sweet potatoes	-	-	-	-	-	-	110,041	2,820	-
Other Temporary	-	-	-	2,855	*	546	120,335	2,997	*
Permanent crops	-	-	-	*	*	1,148	301,207	70,395	*
Avocado	-	-	-	-	-	-	*	*	-
Bananas	-	-	-	*	*	*	166,808	2,683	-
Guava	-	-	-	-	-	-	*	*	-
Lemons	-	-	-	-	-	-	4,304	29	-
Mangoes	-	-	-	*	*	*	65,543	817	-
Oranges	-	-	-	-	-	-	34,250	354	-
Papayas	-	-	-	*	*	*	12,135	44	-
Pineapples	-	-	-	-	-	-	*	*	-
Chat	-	-	-	*	*	*	70,294	2,258	-
Coffee	-	-	-	*	*	-	257,347	62,910	-
Hops / 'Gesho'	-	-	-	-	-	-	53,703	356	-
Enset	-	-	-	-	-	-	47,696	510	*
Sugar cane	-	-	-	-	-	-	8,780	261	-
Other permanent	-	-	-	-	-	-	15,834	71	-

(Table 1.4.1 Cont'd.)

West Welega Zone

[illegible]

**Table1.4.2 Number of Holders, Inputs Applied Area and Quantity of Inputs used
East Welega Zone**

Crop type	All CROP Area (HA)	All Fertilizers		Natural		DAP		
		Hectare	Quintal	Holder	Hectare	Holder	Hectare	Quintal
All	407,451	166,032	140,734	189,037	37,793	101,424	77,281	52,824
Cereals	274,583	150,529	133,386	136,623	26,798	100,181	73,967	49,972
Teff	86,586	64,185	40,511	5,256	1,006	86,822	56,678	36,705
Barley	20,007	4,738	1,115	30,636	3,663	3,129	*	*
Wheat	31,407	20,181	29,989	16,454	1,395	16,543	2,835	2,597
Maize	79,683	52,129	57,357	116,548	18,281	21,136	7,392	5,893
Sorghum	36,117	1,835	*	14,995	1,644	*	*	*
Finger millet	20,420	7,380	*	*	*	20,717	6,495	*
Oats / 'Aja'	347	81	*	2,024	70	-	-	-
Rice	*	-	-	-	-	-	-	-
Pulses	21,419	6,197	*	67,582	4,602	6,889	*	*
Horse / Faba beans	11,718	4,190	615	43,138	3,643	4,872	475	569
Field Peas	7,573	*	*	6,908	480	*	*	*
Haricot beans	1,577	*	*	10,942	*	-	-	-
Chick peas	*	*	-	*	*	-	-	-
Lentils	*	*	-	*	*	-	-	-
Vetch / Grass peas	-	-	-	-	-	-	-	-
Soya beans	*	-	-	-	-	-	-	-
Fenugreek	194	129	*	19,066	124	*	*	*
Gibto	-	-	-	-	-	-	-	-
Oilseeds	102,066	5,323	5,107	41,952	2,526	8,734	1,827	1,354
Neug	74,576	3,048	519	6,953	1,158	3,473	1,639	504
Linseed	*	*	*	*	*	*	*	*
Groundnuts	*	*	-	*	*	-	-	-
Safflower	*	-	-	-	-	-	-	-
Sesame	21,018	*	*	*	*	-	-	-
Rapeseed	2,872	1,968	4,533	34,980	1,217	4,960	149	836
Vegetables	2,174	987	*	78,317	949	*	*	*
Lettuce	-	-	-	-	-	-	-	-
Head cabbage	19	13	-	6,203	13	-	-	-
Ethiopian cabbage	164	105	-	13,404	105	-	-	-
Tomatoes	*	-	-	-	-	-	-	-
Green peppers	230	193	-	38,632	193	-	-	-
Red peppers	1,757	676	*	31,281	638	*	*	*
Swiss chard	*	*	-	*	*	-	-	-
Root crops	1,453	1,142	97	98,671	1,116	2,333	*	*
Beetroot	73	58	*	20,767	58	*	*	*
Carrot	8	7	-	5,417	7	-	-	-
Onion	150	102	-	21,821	102	-	-	-
Potatoes	553	474	*	24,804	473	*	*	*
Garlic	525	445	91	73,807	427	2,040	*	*
Taro 'Godere'	*	*	-	*	*	-	-	-
Sweet potatoes	143	55	*	4,048	*	-	-	-
Other Temporary	492	352	*	31,646	347	*	*	*
Permanent crops	5,264	1,502	816	67,992	1,454	*	*	*
Avocado	*	*	-	*	*	-	-	-
Bananas	383	196	*	15,368	174	*	*	*
Guava	-	-	-	-	-	-	-	-
Lemons	12	*	-	*	*	-	-	-
Mangoes	204	*	-	*	*	-	-	-
Oranges	*	*	-	*	*	-	-	-
Papayas	37	*	-	2,316	*	-	-	-
Pineapples	-	-	-	-	-	-	-	-
Chat	*	*	*	13,960	*	-	-	-
Coffee	3,067	*	-	10,229	*	-	-	-
Hops / 'Gescho'	673	449	*	43,516	423	*	*	*
Enset	-	-	-	-	-	-	-	-
Sugar cane	210	*	-	1,460	*	-	-	-
Other permanent	*	*	-	13,951	*	-	-	-

(Table 1.4.2 Cont'd.)

East Welega Zone

Crop type	UREA			UREA + DAP			INDIGENOUS SEED		
	Holder	Hectare	Quintal	Holder	Hectare	Quintal	Holder	Hectare	Quintal
All	7,383	2,114	*	80,009	48,844	86,074	276,001	389,426	207,083
Cereals	5,283	1,949	*	78,799	47,815	81,720	267,715	257,309	168,591
Teff	*	*	*	10,213	6,251	*	144,720	86,392	53,506
Barley	*	*	*	2,742	*	*	69,020	19,925	32,743
Wheat	*	*	*	40,601	15,657	27,087	95,081	29,408	51,641
Maize	4,459	*	*	51,112	25,059	50,150	226,340	64,917	19,017
Sorghum	-	-	-	*	*	-	111,760	35,884	5,653
Finger millet	-	-	-	*	*	*	72,423	20,420	5,518
Oats / 'Aja'	-	-	-	*	*	*	5,769	347	505
Rice	-	-	-	-	-	-	*	*	*
Pulses	-	-	-	2,139	*	*	132,940	21,215	22,913
Horse/Faba beans	-	-	-	*	*	*	93,975	11,659	13,835
Field Peas	-	-	-	*	*	*	37,322	7,498	7,960
Haricot beans	-	-	-	*	*	*	28,922	1,506	941
Chick peas	-	-	-	-	-	-	2,129	*	*
Lentils	-	-	-	-	-	-	*	*	*
Vetch / Grass peas	-	-	-	-	-	-	-	-	-
Soya beans	-	-	-	-	-	-	*	*	*
Fenugreek	-	-	-	*	*	*	27,614	194	94
Gibto	-	-	-	-	-	-	-	-	-
Oilseeds	1,758	*	*	6,993	*	3,638	204,418	101,774	15,546
Neug	-	-	-	*	*	*	144,715	74,284	10,833
Linseed	-	-	-	-	-	-	10,241	*	*
Groundnuts	-	-	-	-	-	-	*	*	*
Safflower	-	-	-	-	-	-	*	*	*
Sesame	*	*	*	-	-	-	59,244	21,018	2,378
Rapeseed	*	*	*	6,699	*	3,623	58,824	2,872	409
Vegetables	*	*	*	*	*	*	121,110	2,169	*
Lettuce	-	-	-	-	-	-	-	-	-
Head cabbage	-	-	-	-	-	-	7,800	15	-
Ethiopian cabbage	-	-	-	-	-	-	18,084	164	*
Tomatoes	-	-	-	-	-	-	*	*	-
Green peppers	-	-	-	-	-	-	44,780	229	-
Red peppers	*	*	*	*	*	*	65,040	1,757	-
Swiss chard	-	-	-	-	-	-	*	*	-
Root crops	*	*	*	*	*	*	128,296	1,431	*
Beetroot	-	-	-	-	-	-	26,412	73	-
Carrot	-	-	-	-	-	-	6,597	8	-
Onion	-	-	-	-	-	-	28,493	147	-
Potatoes	-	-	-	-	-	-	29,626	533	-
Garlic	*	*	*	*	*	*	98,524	525	*
Taro 'Godere'	-	-	-	-	-	-	*	*	-
Sweet potatoes	*	*	*	-	-	-	9,483	143	*
Other Temporary	-	-	-	-	-	-	47,579	492	*
Permanent crops	-	-	-	1,182	*	*	126,226	5,036	-
Avocado	-	-	-	-	-	-	*	*	-
Bananas	-	-	-	-	-	-	32,384	382	-
Guava	-	-	-	-	-	-	-	-	-
Lemons	-	-	-	-	-	-	2,490	12	-
Mangoes	-	-	-	-	-	-	18,702	204	-
Oranges	-	-	-	-	-	-	3,790	*	-
Papayas	-	-	-	-	-	-	6,321	37	-
Pineapples	-	-	-	-	-	-	-	-	-
Chat	-	-	-	*	*	*	25,683	*	-
Coffee	-	-	-	-	-	-	33,887	*	-
Hops / 'Gesho'	-	-	-	*	*	*	68,751	662	-
Enset	-	-	-	-	-	-	-	-	-
Sugar cane	-	-	-	-	-	-	3,961	210	-
Other permanent	-	-	-	-	-	-	17,979	*	-

Table1.4.3 Number of Holders, Inputs Applied Area and Quantity of Inputs used
Illubabor Zone

Crop type	All CROP Area (HA)	All Fertilizers		Natural		DAP		
		Hectare	Quintal	Holder	Hectare	Holder	Hectare	Quintal
All	226,941	46,478	15,605	138,318	30,769	15,121	7,966	4,343
Cereals	170,472	38,851	15,116	97,319	23,305	14,265	7,929	4,239
Teff	50,332	10,995	3,420	9,772	2,606	10,819	6,008	2,593
Barley	3,197	*	-	4,729	*	-	-	-
Wheat	4,507	1,358	*	9,127	994	*	*	*
Maize	72,572	23,905	11,370	87,356	17,163	*	*	*
Sorghum	31,809	2,152	*	14,806	2,101	-	-	-
Finger millet	7,790	*	-	850	*	-	-	-
Oats / 'Aja'	*	-	-	-	-	-	-	-
Rice	-	-	-	-	-	-	-	-
Pulses	18,788	3,120	*	53,346	3,119	-	-	-
Horse / Faba beans	6,782	1,851	-	23,368	1,851	-	-	-
Field Peas	5,769	715	-	4,750	715	-	-	-
Haricot beans	5,133	458	*	32,783	457	-	-	-
Chick peas	697	-	-	-	-	-	-	-
Lentils	-	-	-	-	-	-	-	-
Vetch / Grass peas	-	-	-	-	-	-	-	-
Soya beans	*	*	-	*	*	-	-	-
Fenugreek	213	84	-	5,810	84	-	-	-
Gibto	-	-	-	-	-	-	-	-
Oilseeds	10,104	261	*	8,911	247	*	*	*
Neug	6,733	*	*	*	*	*	*	*
Linseed	800	*	-	*	*	-	-	-
Groundnuts	*	*	-	*	*	-	-	-
Safflower	*	*	-	*	*	-	-	-
Sesame	*	-	-	-	-	-	-	-
Rapeseed	178	75	-	5,984	75	-	-	-
Vegetables	2,180	884	*	73,885	767	*	*	*
Lettuce	*	-	-	-	-	-	-	-
Head cabbage	55	34	-	9,534	34	-	-	-
Ethiopian cabbage	187	74	-	26,134	74	-	-	-
Tomatoes	*	*	-	*	*	-	-	-
Green peppers	270	158	*	36,542	157	-	-	-
Red peppers	1,638	617	*	22,883	500	*	*	*
Swiss chard	*	*	-	*	*	-	-	-
Root crops	1,016	389	*	52,620	384	*	*	*
Beetroot	55	28	-	15,988	28	-	-	-
Carrot	*	*	-	2,320	*	-	-	-
Onion	131	59	*	11,832	55	*	*	*
Potatoes	*	*	-	*	*	-	-	-
Garlic	108	65	*	26,807	64	*	*	-
Taro 'Godere'	335	159	-	15,568	159	-	-	-
Sweet potatoes	331	*	-	7,664	*	-	-	-
Other Temporary	481	273	-	20,105	273	-	-	-
Permanent crops	23,900	2,700	*	83,619	2,674	*	*	*
Avocado	*	*	-	2,403	*	-	-	-
Bananas	648	239	-	22,369	239	-	-	-
Guava	10	*	-	861	*	-	-	-
Lemons	*	*	-	*	*	-	-	-
Mangoes	131	29	-	5,729	29	-	-	-
Oranges	68	24	-	5,885	24	-	-	-
Papayas	47	24	-	8,690	24	-	-	-
Pineapples	*	*	-	*	*	-	-	-
Chat	1,447	604	*	25,186	596	*	*	*
Coffee	19,364	555	-	11,855	538	-	-	-
Hops / 'Gescho'	110	43	-	8,165	43	-	-	-
Enset	1,692	*	*	48,745	*	-	-	-
Sugar cane	260	65	*	8,201	64	-	-	-
Other permanent	78	12	-	11,551	12	-	-	-

(Table 1.4.3 Cont'd.)

Illubabor Zone

Crop type	UREA			UREA + DAP			INDIGENOUS SEED		
	Holder	Hectare	Quintal	Holder	Hectare	Quintal	Holder	Hectare	Quintal
All	4,153	*	*	20,049	5,663	10,395	201,097	219,219	77,626
Cereals	*	*	*	20,049	5,644	10,165	198,004	165,395	63,820
Teff	*	*	*	1,153	*	*	109,104	50,243	21,468
Barley	-	-	-	-	-	-	32,305	3,197	2,685
Wheat	*	*	*	*	*	*	42,431	4,481	4,428
Maize	*	*	*	18,896	4,981	9,853	187,315	67,754	24,708
Sorghum	-	-	-	*	*	*	123,855	31,732	7,904
Finger millet	-	-	-	-	-	-	44,960	7,722	2,397
Oats / 'Aja'	-	-	-	-	-	-	*	*	*
Rice	-	-	-	-	-	-	-	-	-
Pulses	-	-	-	*	*	*	129,851	18,767	12,079
Horse/Faba beans	-	-	-	-	-	-	58,229	6,782	5,719
Field Peas	-	-	-	-	-	-	30,107	5,755	3,324
Haricot beans	-	-	-	*	*	*	89,385	5,127	2,588
Chick peas	-	-	-	-	-	-	4,080	697	338
Lentils	-	-	-	-	-	-	-	-	-
Vetch / Grass peas	-	-	-	-	-	-	-	-	-
Soya beans	-	-	-	-	-	-	3,691	*	*
Fenugreek	-	-	-	-	-	-	12,557	212	44
Gibto	-	-	-	-	-	-	-	-	-
Oilseeds	-	-	-	-	-	-	58,110	10,039	1,654
Neug	-	-	-	-	-	-	36,409	6,694	1,011
Linseed	-	-	-	-	-	-	14,712	793	182
Groundnuts	-	-	-	-	-	-	*	*	*
Safflower	-	-	-	-	-	-	*	*	*
Sesame	-	-	-	-	-	-	10,953	*	*
Rapeseed	-	-	-	-	-	-	9,076	178	*
Vegetables	*	*	*	*	*	*	125,978	2,167	*
Lettuce	-	-	-	-	-	-	-	-	-
Head cabbage	-	-	-	-	-	-	17,075	48	-
Ethiopian cabbage	-	-	-	-	-	-	45,414	186	*
Tomatoes	-	-	-	-	-	-	*	*	-
Green peppers	-	-	-	*	*	*	54,540	268	*
Red peppers	*	*	*	-	-	-	55,056	1,635	-
Swiss chard	-	-	-	-	-	-	*	*	-
Root crops	*	*	*	-	-	-	96,652	1,006	*
Beetroot	-	-	-	-	-	-	26,300	50	*
Carrot	-	-	-	-	-	-	3,371	*	-
Onion	-	-	-	-	-	-	25,167	127	*
Potatoes	-	-	-	-	-	-	2,568	*	-
Garlic	*	*	*	-	-	-	45,708	108	-
Taro 'Godere'	-	-	-	-	-	-	31,594	335	*
Sweet potatoes	-	-	-	-	-	-	20,498	331	-
Other Temporary	-	-	-	-	-	-	39,182	481	*
Permanent crops	-	-	-	*	*	*	160,369	21,365	*
Avocado	-	-	-	-	-	-	3,996	*	-
Bananas	-	-	-	-	-	-	53,848	648	-
Guava	-	-	-	-	-	-	2,795	10	-
Lemons	-	-	-	-	-	-	4,181	*	-
Mangoes	-	-	-	-	-	-	23,294	129	-
Oranges	-	-	-	-	-	-	14,766	68	-
Papayas	-	-	-	-	-	-	16,640	47	-
Pineapples	-	-	-	-	-	-	1,387	*	-
Chat	-	-	-	-	-	-	60,282	1,422	-
Coffee	-	-	-	*	*	-	89,114	16,868	-
Hops / 'Geshe'	-	-	-	-	-	-	20,108	110	-
Enset	-	-	-	*	*	*	89,863	1,680	-
Sugar cane	-	-	-	*	*	*	19,885	260	-
Other permanent	-	-	-	-	-	-	20,664	78	*

(Table 1.4.3 Cont'd.)

Illubabor Zone

[illegible]

Table1.4.4 Number of Holders, Inputs Applied Area and Quantity of Inputs used
Jimma Zone

Crop type	All CROP Area (HA)	All Fertilizers		Natural		DAP		
		Hectare	Quintal	Holder	Hectare	Holder	Hectare	Quintal
All	491,411	183,163	103,273	396,888	60,595	145,462	69,907	40,928
Cereals	358,014	145,309	93,641	202,581	28,735	143,414	67,368	38,000
Teff	129,217	65,216	34,583	28,909	3,708	134,708	52,721	28,985
Barley	15,810	*	*	24,687	*	*	*	*
Wheat	37,633	*	7,363	14,460	*	34,279	*	*
Maize	101,712	58,116	50,278	163,457	17,912	33,628	7,479	4,807
Sorghum	65,855	3,358	*	28,764	2,740	*	*	*
Finger millet	6,261	*	*	*	*	*	*	*
Oats / 'Aja'	1,467	*	*	-	-	*	*	*
Rice	*	-	-	-	-	-	-	-
Pulses	35,945	7,320	*	89,802	3,173	*	*	*
Horse / Faba beans	21,348	3,270	*	45,511	2,233	*	*	*
Field Peas	12,154	*	*	*	*	*	*	*
Haricot beans	1,431	550	*	45,415	463	1,728	*	*
Chick peas	*	*	-	*	*	-	-	-
Lentils	561	*	*	*	*	*	*	*
Vetch / Grass peas	-	-	-	-	-	-	-	-
Soya beans	*	*	-	*	*	-	-	-
Fenugreek	*	*	-	*	*	-	-	-
Gibto	-	-	-	-	-	-	-	-
Oilseeds	21,310	1,661	477	21,495	*	*	*	*
Neug	15,098	*	-	*	*	-	-	-
Linseed	5,300	476	*	*	*	6,572	*	*
Groundnuts	*	*	-	*	*	-	-	-
Safflower	*	-	-	-	-	-	-	-
Sesame	*	-	-	-	-	-	-	-
Rapeseed	460	223	*	9,022	134	*	*	*
Vegetables	4,641	3,065	*	311,646	2,641	7,644	*	282
Lettuce	*	*	-	*	*	-	-	-
Head cabbage	103	66	*	28,304	65	*	*	*
Ethiopian cabbage	2,539	2,175	*	277,043	1,989	*	*	*
Tomatoes	11	*	-	*	*	-	-	-
Green peppers	412	330	*	91,138	321	*	*	*
Red peppers	*	489	*	25,037	262	*	*	*
Swiss chard	*	*	-	*	*	-	-	-
Root crops	7,090	3,793	*	185,198	3,416	*	*	*
Beetroot	37	33	-	21,249	33	-	-	-
Carrot	*	*	-	*	*	-	-	-
Onion	112	39	-	22,403	39	-	-	-
Potatoes	536	235	*	19,071	232	-	-	-
Garlic	240	169	-	52,443	169	-	-	-
Taro 'Godere'	5,786	3,003	189	114,247	2,845	*	*	*
Sweet potatoes	*	*	*	15,823	95	*	*	*
Other Temporary	1,362	774	*	62,529	729	*	*	*
Permanent crops	63,049	21,241	5,308	337,589	20,622	14,792	345	1,432
Avocado	87	51	*	11,791	46	-	-	-
Bananas	1,610	810	*	94,303	738	3,063	*	*
Guava	*	50	*	10,213	46	-	-	-
Lemons	*	*	-	3,476	*	-	-	-
Mangoes	283	143	*	29,379	137	*	*	*
Oranges	502	232	724	25,820	181	*	*	*
Papayas	121	71	-	27,269	71	-	-	-
Pineapples	5	*	-	*	*	-	-	-
Chat	7,354	3,728	1,343	154,971	3,517	5,702	*	*
Coffee	38,808	4,873	-	113,925	4,670	*	133	-
Hops / 'Geshe'	89	56	*	10,365	38	*	*	*
Enset	12,941	10,697	*	284,017	10,663	*	*	*
Sugar cane	743	387	-	58,590	387	-	-	-
Other permanent	286	132	*	34,178	118	*	*	*

(Table1.4.4 Cont'd.)

Jimma Zone

Crop type	UREA			UREA + DAP			INDIGENOUS SEED		
	Holder	Hectare	Quintal	Holder	Hectare	Quintal	Holder	Hectare	Quintal
All	*	*	*	101,345	38,784	55,059	478,039	450,731	226,385
Cereals	*	*	*	101,345	38,143	49,664	455,631	320,756	187,294
Teff	*	*	*	16,571	4,992	3,509	349,788	128,322	65,120
Barley	*	*	*	*	*	*	119,849	15,807	22,878
Wheat	*	*	*	*	*	*	155,658	37,178	47,696
Maize	*	*	*	95,007	32,305	45,213	304,703	65,853	32,419
Sorghum	*	*	*	-	-	-	269,351	65,816	15,733
Finger millet	-	-	-	*	*	*	37,578	6,250	1,384
Oats / 'Aja'	*	*	*	-	-	-	18,622	1,467	*
Rice	-	-	-	-	-	-	*	*	*
Pulses	*	*	*	*	*	*	249,433	35,945	36,578
Horse/Faba beans	*	*	*	*	*	*	158,963	21,348	25,050
Field Peas	*	*	*	-	-	-	63,621	12,154	10,307
Haricot beans	-	-	-	*	*	*	83,898	1,431	782
Chick peas	-	-	-	-	-	-	*	*	*
Lentils	*	*	*	-	-	-	18,938	561	245
Vetch / Grass peas	-	-	-	-	-	-	-	-	-
Soya beans	-	-	-	-	-	-	1,527	*	*
Fenugreek	-	-	-	-	-	-	6,161	*	*
Gibto	-	-	-	-	-	-	-	-	-
Oilseeds	*	*	*	2,254	*	*	137,330	21,087	2,368
Neug	-	-	-	-	-	-	46,143	14,875	1,370
Linseed	*	*	*	*	*	*	88,513	5,300	899
Groundnuts	-	-	-	-	-	-	4,342	*	*
Safflower	-	-	-	-	-	-	*	*	*
Sesame	-	-	-	-	-	-	*	*	*
Rapeseed	-	-	-	*	*	*	16,447	460	43
Vegetables	*	*	*	*	*	*	382,376	4,593	*
Lettuce	-	-	-	-	-	-	*	*	-
Head cabbage	-	-	-	-	-	-	28,637	59	-
Ethiopian cabbage	*	*	*	*	*	*	329,890	2,538	*
Tomatoes	-	-	-	-	-	-	3,466	11	-
Green peppers	-	-	-	*	*	*	113,294	411	*
Red peppers	-	-	-	*	*	*	50,520	*	*
Swiss chard	-	-	-	-	-	-	-	-	-
Root crops	*	*	*	*	*	*	266,800	6,848	*
Beetroot	-	-	-	-	-	-	17,725	25	-
Carrot	-	-	-	-	-	-	3,364	*	-
Onion	-	-	-	-	-	-	32,537	109	-
Potatoes	*	*	*	-	-	-	32,674	536	-
Garlic	-	-	-	-	-	-	77,018	240	-
Taro 'Godere'	-	-	-	*	*	*	175,786	5,786	*
Sweet potatoes	-	-	-	*	*	*	23,055	149	-
Other Temporary	-	-	-	-	-	-	96,638	1,362	*
Permanent crops	*	*	*	8,669	268	3,760	440,397	60,139	*
Avocado	-	-	-	*	*	*	21,248	86	-
Bananas	-	-	-	1,758	*	*	163,055	1,609	*
Guava	-	-	-	*	*	*	28,188	*	-
Lemons	-	-	-	-	-	-	5,394	*	-
Mangoes	-	-	-	*	*	*	63,897	283	-
Oranges	-	-	-	2,200	*	629	62,217	502	-
Papayas	-	-	-	-	-	-	48,986	121	-
Pineapples	-	-	-	-	-	-	3,299	5	-
Chat	-	-	-	2,281	*	975	264,462	7,331	-
Coffee	*	*	-	*	*	-	261,317	35,934	-
Hops / 'Geshe'	-	-	-	*	*	*	17,925	89	-
Enset	-	-	-	*	*	*	351,915	12,931	*
Sugar cane	-	-	-	-	-	-	92,080	742	-
Other permanent	*	*	*	-	-	-	59,609	286	*

(Table 1.4.4 Cont'd.)

Jimma Zone

Crop type	Improved seed			Pesticide		Irrigation		Extension package	
	Holder	Hectare	Quintal	Holder	Hectare	Holder	Hectare	Holder	Hectare
All	138,865	40,608	8,048	265,269	119,743	7,722	*	117,462	56,614
Cereals	109,083	37,259	7,975	264,404	119,048	*	*	113,434	54,396
Teff	*	*	*	246,937	87,352	*	*	33,353	12,655
Barley	*	*	-	30,658	2,811	-	-	*	*
Wheat	*	*	*	76,057	22,306	*	*	*	*
Maize	106,625	35,858	7,449	5,441	1,059	*	*	100,915	31,631
Sorghum	*	*	*	*	*	-	-	*	*
Finger millet	*	*	-	*	*	-	-	-	-
Oats / 'Aja'	-	-	-	6,146	*	-	-	-	-
Rice	-	-	-	-	-	-	-	-	-
Pulses	-	-	-	*	*	*	*	*	*
Horse / Faba beans	-	-	-	*	*	*	*	-	-
Field Peas	-	-	-	*	*	*	*	*	*
Haricot beans	-	-	-	*	*	-	-	*	*
Chick peas	-	-	-	-	-	-	-	*	*
Lentils	-	-	-	*	*	*	*	*	*
Vetch/Grass peas	-	-	-	-	-	-	-	-	-
Soya beans	-	-	-	-	-	-	-	-	-
Fenugreek	-	-	-	-	-	-	-	-	-
Gibto	-	-	-	-	-	-	-	-	-
Oilseeds	*	*	-	13,932	*	-	-	*	*
Neug	*	*	-	-	-	-	-	*	*
Linseed	-	-	-	13,932	*	-	-	*	*
Groundnuts	-	-	-	-	-	-	-	-	-
Safflower	-	-	-	-	-	-	-	-	-
Sesame	-	-	-	*	*	-	-	-	-
Rapeseed	-	-	-	-	-	-	-	*	*
Vegetables	13,927	47	*	*	*	*	*	*	*
Lettuce	-	-	-	-	-	-	-	-	-
Head cabbage	13,139	44	*	-	-	*	*	-	-
Ethiopian cabbage	*	*	-	*	*	-	-	-	-
Tomatoes	-	-	-	-	-	-	-	-	-
Green peppers	*	*	-	-	-	-	-	-	-
Red peppers	*	*	-	*	*	*	*	*	*
Swiss chard	*	*	-	-	-	-	-	-	-
Root crops	12,350	*	*	-	-	*	*	*	*
Beetroot	10,646	12	-	-	-	-	-	-	-
Carrot	*	*	-	-	-	-	-	-	-
Onion	*	*	-	-	-	-	-	*	*
Potatoes	-	-	-	-	-	-	-	*	*
Garlic	-	-	-	-	-	*	*	-	-
Taro 'Godere'	-	-	-	-	-	-	-	-	-
Sweet potatoes	*	*	*	-	-	-	-	*	*
Other Temporary	-	-	-	-	-	-	-	-	-
Permanent crops	22,166	2,836	-	7,482	78	3,985	*	6,513	155
Avocado	*	*	-	-	-	*	*	-	-
Bananas	*	*	-	*	*	*	*	-	-
Guava	-	-	-	-	-	-	-	-	-
Lemons	-	-	-	-	-	-	-	-	-
Mangoes	-	-	-	*	*	*	*	-	-
Oranges	*	*	-	-	-	-	-	-	-
Papayas	-	-	-	-	-	-	-	-	-
Pineapples	-	-	-	-	-	-	-	-	-
Chat	*	*	-	2,812	46	*	*	-	-
Coffee	18,806	2,806	-	*	*	*	*	-	-
Hops / 'Gescho'	-	-	-	-	-	-	-	-	-
Enset	*	*	-	*	*	*	*	6,513	155
Sugar cane	-	-	-	-	-	*	*	-	-
Other permanent	-	-	-	*	*	-	-	-	-

Table1.4.5 Number of Holders, Inputs Applied Area and Quantity of Inputs used
West Shewa

Crop type	All CROP Area (HA)	All Fertilizers		Natural		DAP		
		Hectare	Quintal	Holder	Hectare	Holder	Hectare	Quintal
All	472,385	260,499	217,092	276,140	45,583	89,703	61,722	49,079
Cereals	371,064	236,354	207,144	169,993	29,544	83,730	57,372	45,060
Teff	112,242	73,394	48,804	11,322	2,490	37,332	23,278	12,849
Barley	64,654	48,183	39,399	43,562	6,467	34,238	15,053	13,020
Wheat	87,694	70,082	75,477	19,952	3,066	39,315	16,810	18,123
Maize	51,878	40,868	42,961	127,239	14,530	10,960	2,111	*
Sorghum	52,949	3,430	*	13,277	2,807	-	-	-
Finger millet	*	-	-	-	-	-	-	-
Oats / 'Aja'	1,539	397	143	5,022	185	*	*	*
Rice	-	-	-	-	-	-	-	-
Pulses	40,464	10,201	5,241	53,457	4,821	13,759	3,464	2,174
Horse / Faba beans	25,189	4,689	2,119	32,900	3,095	7,199	1,067	1,031
Field Peas	7,340	2,423	*	6,742	1,064	*	*	*
Haricot beans	*	*	*	6,418	67	*	*	*
Chick peas	*	*	*	*	*	*	*	*
Lentils	*	*	*	*	*	*	*	*
Vetch / Grass peas	*	*	*	*	*	*	*	*
Soya beans	*	*	-	*	*	-	-	-
Fenugreek	*	*	*	10,988	125	*	*	*
Gibto	-	-	-	-	-	-	-	-
Oilseeds	46,730	3,030	2,003	34,230	1,670	*	*	*
Neug	19,474	*	*	*	*	*	*	*
Linseed	22,343	*	*	*	*	*	*	*
Groundnuts	*	*	-	*	*	-	-	-
Safflower	*	*	*	*	*	*	*	*
Sesame	*	-	-	-	-	-	-	-
Rapeseed	2,939	2,307	*	31,337	1,175	*	*	*
Vegetables	3,220	2,573	*	124,114	1,534	*	*	*
Lettuce	*	*	*	*	*	-	-	-
Head cabbage	*	*	*	5,878	*	-	-	-
Ethiopian cabbage	566	457	*	70,628	447	*	*	*
Tomatoes	*	*	-	*	*	-	-	-
Green peppers	484	358	*	47,570	339	*	*	*
Red peppers	*	*	*	29,000	710	-	-	-
Swiss chard	*	*	-	*	*	-	-	-
Root crops	2,292	1,665	*	141,885	1,405	8,044	119	*
Beetroot	35	20	-	18,835	20	-	-	-
Carrot	6	*	-	3,344	*	-	-	-
Onion	374	279	*	66,253	273	*	*	*
Potatoes	805	650	*	27,331	512	*	*	*
Garlic	939	711	*	104,867	595	*	*	*
Taro 'Godere'	*	-	-	-	-	-	-	-
Sweet potatoes	*	*	-	*	*	-	-	-
Other Temporary	459	305	*	48,703	268	-	-	-
Permanent crops	8,156	6,371	*	159,451	6,342	2,019	*	*
Avocado	*	*	-	*	*	-	-	-
Bananas	110	*	-	8,299	*	-	-	-
Guava	*	-	-	-	-	-	-	-
Lemons	*	*	-	*	*	-	-	-
Mangoes	*	*	*	*	*	*	*	*
Oranges	*	*	-	*	*	-	-	-
Papayas	*	-	-	-	-	-	-	-
Pineapples	-	-	-	-	-	-	-	-
Chat	527	79	*	8,752	78	-	-	-
Coffee	*	*	-	7,476	*	*	*	-
Hops / 'Gescho'	936	577	*	81,706	570	-	-	-
Enset	5,613	5,352	*	127,830	5,338	*	*	*
Sugar cane	319	107	-	5,201	107	-	-	-
Other permanent	56	27	-	15,217	27	-	-	-

(Table1.4.5 Cont'd.)

West Shewa

Crop type	UREA			UREA + DAP			INDIGENOUS SEED		
	Holder	Hectare	Quintal	Holder	Hectare	Quintal	Holder	Hectare	Quintal
All	11,689	6,657	4,149	172,199	146,537	163,864	352,748	452,706	400,447
Cereals	10,938	6,622	4,135	168,575	142,816	157,949	339,423	351,842	322,390
Teff	*	*	*	69,366	44,747	34,844	191,877	112,242	61,256
Barley	*	*	*	53,105	26,265	26,001	162,774	63,919	97,722
Wheat	2,354	1,066	814	94,092	49,140	56,541	189,601	86,040	133,574
Maize	*	*	*	46,113	22,075	40,271	199,055	35,185	14,685
Sorghum	*	*	*	*	*	*	126,864	52,808	12,909
Finger millet	-	-	-	-	-	-	*	*	*
Oats / 'Aja'	-	-	-	*	*	*	21,345	1,539	2,221
Rice	-	-	-	-	-	-	-	-	-
Pulses	-	-	-	12,605	*	3,067	177,091	40,312	60,252
Horse/Faba beans	-	-	-	3,983	527	*	139,120	25,037	39,531
Field Peas	-	-	-	*	*	*	37,691	7,340	12,704
Haricot beans	-	-	-	*	*	*	20,992	*	492
Chick peas	-	-	-	*	*	*	*	*	*
Lentils	-	-	-	*	*	*	13,155	*	*
Vetch / Grass peas	-	-	-	-	-	-	*	*	*
Soya beans	-	-	-	-	-	-	*	*	*
Fenugreek	-	-	-	*	*	*	17,307	*	*
Gibto	-	-	-	-	-	-	-	-	-
Oilseeds	*	*	*	3,425	*	*	139,966	46,635	17,729
Neug	-	-	-	-	-	-	51,092	19,474	2,995
Linseed	-	-	-	*	*	*	75,064	22,252	13,532
Groundnuts	-	-	-	-	-	-	*	*	*
Safflower	-	-	-	*	*	*	4,237	*	*
Sesame	-	-	-	-	-	-	*	*	*
Rapeseed	*	*	*	*	*	*	46,012	2,934	*
Vegetables	*	*	*	*	*	*	172,275	3,220	*
Lettuce	-	-	-	*	*	*	*	*	-
Head cabbage	-	-	-	*	*	*	9,348	*	-
Ethiopian cabbage	-	-	-	*	*	*	84,233	566	*
Tomatoes	-	-	-	-	-	-	*	*	-
Green peppers	-	-	-	*	*	*	66,492	484	-
Red peppers	*	*	*	*	*	*	52,560	*	*
Swiss chard	-	-	-	-	-	-	*	*	-
Root crops	-	-	-	5,846	*	147	179,810	2,292	*
Beetroot	-	-	-	-	-	-	26,197	35	-
Carrot	-	-	-	-	-	-	5,642	6	-
Onion	-	-	-	*	*	*	82,437	374	-
Potatoes	-	-	-	*	*	*	35,968	805	*
Garlic	-	-	-	3,341	*	54	137,724	939	*
Taro 'Godere'	-	-	-	-	-	-	*	*	-
Sweet potatoes	-	-	-	-	-	-	*	*	-
Other Temporary	-	-	-	*	*	*	66,988	459	*
Permanent crops	-	-	-	1,949	*	*	203,080	7,945	-
Avocado	-	-	-	-	-	-	*	*	-
Bananas	-	-	-	-	-	-	15,088	110	-
Guava	-	-	-	-	-	-	*	*	-
Lemons	-	-	-	-	-	-	3,932	*	-
Mangoes	-	-	-	*	*	*	*	*	-
Oranges	-	-	-	-	-	-	3,375	*	-
Papayas	-	-	-	-	-	-	*	*	-
Pineapples	-	-	-	-	-	-	-	-	-
Chat	-	-	-	*	*	*	23,209	527	-
Coffee	-	-	-	*	*	-	12,408	*	-
Hops / 'Gesho'	-	-	-	*	*	*	113,989	936	-
Enset	-	-	-	*	*	*	144,745	5,613	-
Sugar cane	-	-	-	-	-	-	10,889	319	-
Other permanent	-	-	-	-	-	-	21,792	56	-

(Table1.4.5 Cont'd.)

West Shewa									
Crop type	Improved seed			Pesticide		Irrigation		Extension package	
	Holder	Hectare	Quintal	Holder	Hectare	Holder	Hectare	Holder	Hectare
All	39,160	19,679	6,360	209,317	174,020	36,913	1,995	97,355	79,275
Cereals	36,124	19,221	6,282	207,838	172,109	2,220	*	96,216	77,303
Teff	-	-	-	130,641	77,926	-	-	25,743	18,903
Barley	*	*	*	72,153	28,319	*	*	19,637	9,844
Wheat	3,579	1,653	2,801	130,530	63,497	-	-	39,983	22,311
Maize	31,067	*	2,920	*	*	*	*	53,509	25,210
Sorghum	*	*	*	4,343	*	*	*	4,592	*
Finger millet	-	-	-	*	*	-	-	-	-
Oats / 'Aja'	-	-	-	6,774	516	-	-	-	-
Rice	-	-	-	-	-	-	-	-	-
Pulses	*	*	*	*	*	*	*	*	*
Horse / Faba beans	*	*	*	*	*	*	*	-	-
Field Peas	-	-	-	-	-	-	-	*	*
Haricot beans	-	-	-	-	-	*	*	*	*
Chick peas	-	-	-	-	-	*	*	*	*
Lentils	-	-	-	-	-	-	-	-	-
Vetch/Grass peas	-	-	-	-	-	*	*	-	-
Soya beans	-	-	-	-	-	-	-	-	-
Fenugreek	-	-	-	*	*	-	-	-	-
Gibto	-	-	-	-	-	-	-	-	-
Oilseeds	*	*	*	6,534	1,703	-	-	4,890	941
Neug	-	-	-	-	-	-	-	*	*
Linseed	*	*	*	5,163	1,423	-	-	2,205	*
Groundnuts	-	-	-	-	-	-	-	-	-
Safflower	-	-	-	*	*	-	-	-	-
Sesame	-	-	-	-	-	-	-	-	-
Rapeseed	*	*	-	*	*	-	-	*	*
Vegetables	-	-	-	*	*	13,634	*	*	*
Lettuce	-	-	-	-	-	-	-	-	-
Head cabbage	-	-	-	-	-	*	*	-	-
Ethiopian cabbage	-	-	-	-	-	*	*	-	-
Tomatoes	-	-	-	-	-	*	*	-	-
Green peppers	-	-	-	-	-	*	*	-	-
Red peppers	-	-	-	-	-	*	*	*	*
Swiss chard	-	-	-	*	*	-	-	-	-
Root crops	*	*	-	*	*	13,072	*	*	*
Beetroot	*	*	-	-	-	3,315	*	-	-
Carrot	*	*	-	-	-	*	*	-	-
Onion	-	-	-	*	*	4,465	*	*	*
Potatoes	-	-	-	*	*	*	*	*	*
Garlic	-	-	-	*	*	10,873	*	-	-
Taro 'Godere'	-	-	-	-	-	-	-	-	-
Sweet potatoes	-	-	-	-	-	-	-	-	-
Other Temporary	-	-	-	-	-	*	*	-	-
Permanent crops	*	*	-	*	*	23,713	681	*	*
Avocado	-	-	-	-	-	-	-	-	-
Bananas	-	-	-	-	-	8,272	85	-	-
Guava	-	-	-	-	-	-	-	-	-
Lemons	-	-	-	-	-	*	*	-	-
Mangoes	-	-	-	-	-	-	-	-	-
Oranges	-	-	-	-	-	*	*	-	-
Papayas	-	-	-	-	-	-	-	-	-
Pineapples	-	-	-	-	-	-	-	-	-
Chat	-	-	-	-	-	*	*	-	-
Coffee	*	*	-	-	-	*	*	-	-
Hops / 'Geshe'	-	-	-	*	*	11,157	118	-	-
Enset	-	-	-	*	*	3,397	*	*	*
Sugar cane	-	-	-	-	-	8,028	310	-	-
Other permanent	-	-	-	-	-	*	*	-	-

Table1.4.6 Number of Holders, Inputs Applied Area and Quantity of Inputs used
North Shewa

Crop type	All CROP Area (HA)	All Fertilizers		Natural		DAP		
		Hectare	Quintal	Holder	Hectare	Holder	Hectare	Quintal
All	356,774	124,498	100,061	171,580	37,140	6,441	3,062	2,697
Cereals	280,604	113,532	99,144	121,577	26,835	5,870	2,808	2,262
Teff	101,852	56,275	51,955	15,447	4,122	2,821	1,406	918
Barley	72,540	14,208	3,896	41,352	10,521	*	*	*
Wheat	51,969	35,548	43,095	27,005	5,133	2,469	659	692
Maize	5,638	4,190	*	66,255	3,904	-	-	-
Sorghum	46,919	3,092	*	10,407	3,091	-	-	-
Finger millet	*	-	-	-	-	-	-	-
Oats / 'Aja'	1,505	219	*	1,842	*	*	*	*
Rice	-	-	-	-	-	-	-	-
Pulses	60,056	9,235	*	49,445	8,642	*	*	*
Horse / Faba beans	28,944	7,176	*	45,518	6,900	*	*	*
Field Peas	8,923	1,291	*	10,785	1,156	*	*	*
Haricot beans	196	*	-	*	*	-	-	-
Chick peas	5,087	*	*	*	*	-	-	-
Lentils	5,909	*	*	*	*	-	-	-
Vetch / Grass peas	10,696	*	-	*	*	-	-	-
Soya beans	-	-	-	-	-	-	-	-
Fenugreek	*	*	*	*	*	-	-	-
Gibto	-	-	-	-	-	-	-	-
Oilseeds	14,747	*	*	12,145	*	-	-	-
Neug	6,665	*	-	*	*	-	-	-
Linseed	7,757	*	-	*	*	-	-	-
Groundnuts	-	-	-	-	-	-	-	-
Safflower	*	*	*	*	*	-	-	-
Sesame	*	-	-	-	-	-	-	-
Rapeseed	214	176	*	9,082	175	-	-	-
Vegetables	387	287	*	59,459	276	-	-	-
Lettuce	*	*	-	*	*	-	-	-
Head cabbage	*	*	-	1,898	*	-	-	-
Ethiopian cabbage	128	116	*	43,931	108	-	-	-
Tomatoes	*	*	-	*	*	-	-	-
Green peppers	*	*	-	7,787	*	-	-	-
Red peppers	128	72	*	5,867	70	-	-	-
Swiss chard	*	*	*	*	*	-	-	-
Root crops	500	406	*	63,468	364	-	-	-
Beetroot	6	*	*	4,044	*	-	-	-
Carrot	12	*	*	4,288	*	-	-	-
Onion	50	40	*	8,555	24	-	-	-
Potatoes	25	16	-	5,936	16	-	-	-
Garlic	407	334	*	55,974	309	-	-	-
Taro 'Godere'	-	-	-	-	-	-	-	-
Sweet potatoes	*	*	-	*	*	-	-	-
Other Temporary	145	109	-	15,077	109	-	-	-
Permanent crops	335	215	*	33,558	215	-	-	-
Avocado	*	-	-	-	-	-	-	-
Bananas	*	*	-	*	*	-	-	-
Guava	*	-	-	-	-	-	-	-
Lemons	*	*	-	*	*	-	-	-
Mangoes	*	-	-	-	-	-	-	-
Oranges	*	*	-	*	*	-	-	-
Papayas	*	-	-	-	-	-	-	-
Pineapples	-	-	-	-	-	-	-	-
Chat	*	*	-	*	*	-	-	-
Coffee	*	*	-	*	*	-	-	-
Hops / 'Gescho'	206	129	*	23,651	129	-	-	-
Enset	7	6	-	2,230	6	-	-	-
Sugar cane	*	*	-	*	*	-	-	-
Other permanent	21	13	*	8,394	13	-	-	-

(Table1.4.6 Cont'd.)

North Shewa

Crop type	UREA			UREA + DAP			INDIGENOUS SEED		
	Holder	Hectare	Quintal	Holder	Hectare	Quintal	Holder	Hectare	Quintal
All	6,981	*	*	86,774	81,871	95,655	234,969	354,418	304,918
Cereals	5,907	*	*	86,774	81,525	95,211	227,343	278,889	223,311
Teff	*	*	*	66,595	49,175	50,008	153,247	101,165	46,210
Barley	-	-	-	7,085	2,983	3,285	105,885	72,508	86,064
Wheat	2,179	735	627	56,652	29,020	41,776	123,323	51,140	72,257
Maize	-	-	-	*	*	*	85,729	5,542	2,940
Sorghum	-	-	-	*	*	*	76,996	46,847	13,760
Finger millet	-	-	-	-	-	-	*	*	*
Oats / 'Aja'	*	*	*	*	*	*	11,505	1,505	1,859
Rice	-	-	-	-	-	-	-	-	-
Pulses	*	*	*	2,857	289	299	144,166	59,603	77,130
Horse/Faba beans	-	-	-	*	*	*	111,246	28,605	43,355
Field Peas	-	-	-	*	*	*	50,541	8,833	13,159
Haricot beans	-	-	-	-	-	-	4,870	196	*
Chick peas	*	*	*	*	*	*	15,303	5,087	3,542
Lentils	-	-	-	*	*	*	27,416	5,884	5,133
Vetch / Grass peas	-	-	-	-	-	-	39,984	10,696	11,640
Soya beans	-	-	-	-	-	-	-	-	-
Fenugreek	*	*	*	1,054	*	*	4,839	*	*
Gibto	-	-	-	-	-	-	-	-	-
Oilseeds	-	-	-	*	*	*	68,797	14,583	4,224
Neug	-	-	-	-	-	-	29,505	6,665	1,119
Linseed	-	-	-	-	-	-	32,264	7,593	3,061
Groundnuts	-	-	-	-	-	-	-	-	-
Safflower	-	-	-	*	*	*	*	*	*
Sesame	-	-	-	-	-	-	*	*	*
Rapeseed	-	-	-	*	*	*	11,903	214	35
Vegetables	*	*	*	1,653	*	*	74,906	380	*
Lettuce	-	-	-	-	-	-	*	*	-
Head cabbage	-	-	-	-	-	-	1,629	*	-
Ethiopian cabbage	*	*	*	*	*	*	51,172	128	*
Tomatoes	-	-	-	-	-	-	*	*	-
Green peppers	-	-	-	-	-	-	11,877	*	-
Red peppers	*	*	-	*	*	*	12,030	123	-
Swiss chard	-	-	-	*	*	*	*	*	-
Root crops	*	*	*	2,872	*	*	79,766	492	*
Beetroot	-	-	-	*	*	*	4,469	4	-
Carrot	-	-	-	*	*	*	4,081	*	-
Onion	*	*	*	*	*	*	10,550	47	-
Potatoes	-	-	-	-	-	-	6,760	24	-
Garlic	*	*	*	2,338	*	*	73,528	406	*
Taro 'Godere'	-	-	-	-	-	-	-	-	-
Sweet potatoes	-	-	-	-	-	-	*	*	-
Other Temporary	-	-	-	-	-	-	20,498	145	*
Permanent crops	-	-	-	*	*	*	47,026	327	-
Avocado	-	-	-	-	-	-	-	-	-
Bananas	-	-	-	-	-	-	*	*	-
Guava	-	-	-	-	-	-	-	-	-
Lemons	-	-	-	-	-	-	*	*	-
Mangoes	-	-	-	-	-	-	-	-	-
Oranges	-	-	-	-	-	-	*	*	-
Papayas	-	-	-	-	-	-	-	-	-
Pineapples	-	-	-	-	-	-	-	-	-
Chat	-	-	-	-	-	-	1,059	*	-
Coffee	-	-	-	-	-	-	*	*	-
Hops / 'Gesho'	-	-	-	*	*	*	33,902	206	-
Enset	-	-	-	-	-	-	2,267	*	-
Sugar cane	-	-	-	-	-	-	*	*	-
Other permanent	-	-	-	*	*	*	12,979	21	-

(Table1.4.6 Cont'd.)

North Shewa

Crop type	Improved seed			Pesticide		Irrigation		Extension package	
	Holder	Hectare	Quintal	Holder	Hectare	Holder	Hectare	Holder	Hectare
All	11,035	2,356	1,582	45,790	26,643	14,492	355	24,378	22,421
Cereals	6,002	1,716	1,466	42,235	26,495	*	*	23,592	21,501
Teff	1,138	*	*	23,602	11,932	-	-	15,974	10,145
Barley	*	*	-	11,287	*	-	-	4,118	*
Wheat	2,365	830	1,421	23,427	8,873	-	-	15,519	7,653
Maize	1,973	*	*	*	*	*	*	*	*
Sorghum	*	*	*	*	*	-	-	*	*
Finger millet	-	-	-	-	-	-	-	-	-
Oats / 'Aja'	-	-	-	-	-	-	-	-	-
Rice	-	-	-	-	-	-	-	-	-
Pulses	2,022	*	*	1,012	*	*	*	*	*
Horse / Faba beans	1,480	*	*	*	*	-	-	-	-
Field Peas	*	*	-	*	*	-	-	2,839	*
Haricot beans	-	-	-	-	-	*	*	*	*
Chick peas	-	-	-	-	-	-	-	*	*
Lentils	*	*	*	-	-	-	-	*	*
Vetch/Grass peas	-	-	-	-	-	-	-	-	-
Soya beans	-	-	-	-	-	-	-	-	-
Fenugreek	-	-	-	*	*	-	-	-	-
Gibto	-	-	-	-	-	-	-	-	-
Oilseeds	*	*	*	-	-	-	-	*	*
Neug	-	-	-	-	-	-	-	*	*
Linseed	*	*	*	-	-	-	-	*	*
Groundnuts	-	-	-	-	-	-	-	-	-
Safflower	-	-	-	-	-	-	-	-	-
Sesame	-	-	-	-	-	-	-	-	-
Rapeseed	-	-	-	-	-	-	-	-	-
Vegetables	*	*	-	*	*	5,559	61	*	*
Lettuce	-	-	-	-	-	-	-	-	-
Head cabbage	*	*	-	-	-	*	*	-	-
Ethiopian cabbage	-	-	-	*	*	*	*	-	-
Tomatoes	*	*	-	-	-	-	-	*	*
Green peppers	*	*	-	-	-	*	*	-	-
Red peppers	*	*	-	*	*	*	*	-	-
Swiss chard	*	*	-	-	-	-	-	-	-
Root crops	*	*	-	*	*	5,955	45	*	*
Beetroot	*	*	-	-	-	1,075	*	-	-
Carrot	*	*	-	-	-	*	*	-	-
Onion	*	*	-	-	-	1,652	4	*	*
Potatoes	*	*	-	*	*	*	*	*	*
Garlic	*	*	-	*	*	*	29	-	-
Taro 'Godere'	-	-	-	-	-	-	-	-	-
Sweet potatoes	*	*	-	-	-	*	*	-	-
Other Temporary	-	-	-	*	*	*	*	-	-
Permanent crops	*	*	-	*	*	11,393	173	*	*
Avocado	*	*	-	-	-	*	*	-	-
Bananas	*	*	-	-	-	*	*	-	-
Guava	*	*	-	-	-	*	*	-	-
Lemons	-	-	-	-	-	*	*	-	-
Mangoes	*	*	-	-	-	*	*	-	-
Oranges	-	-	-	-	-	*	*	-	-
Papayas	*	*	-	-	-	*	*	-	-
Pineapples	-	-	-	-	-	-	-	-	-
Chat	-	-	-	*	*	*	*	-	-
Coffee	*	*	-	-	-	*	*	-	-
Hops / 'Geshe'	-	-	-	*	*	7,926	74	-	-
Enset	*	*	-	-	-	*	*	*	*
Sugar cane	-	-	-	-	-	*	*	-	-
Other permanent	*	*	-	-	-	*	*	-	-

Table1.4.7 Number of Holders, Inputs Applied Area and Quantity of Inputs used

East Shewa

Crop type	All CROP Area (HA)	All Fertilizers		Natural		DAP		
		Hectare	Quintal	Holder	Hectare	Holder	Hectare	Quintal
All	456,207	257,977	262,507	157,737	33,249	98,675	81,230	63,559
Cereals	355,815	230,513	239,422	99,750	26,549	88,317	69,962	51,044
Teff	135,791	109,585	115,359	4,504	1,109	45,237	30,429	21,431
Barley	18,129	13,020	15,372	5,661	1,092	21,778	6,886	5,650
Wheat	74,078	55,842	88,138	3,838	863	29,444	11,228	10,040
Maize	112,014	48,581	18,955	93,697	22,214	37,376	19,901	13,236
Sorghum	12,601	2,398	912	10,403	1,171	6,493	*	389
Finger millet	2,976	1,032	*	*	*	4,644	601	*
Oats / 'Aja'	*	*	*	*	*	*	*	*
Rice	-	-	-	-	-	-	-	-
Pulses	83,827	17,281	11,883	35,738	3,123	24,138	7,454	5,444
Horse / Faba beans	7,195	1,906	*	14,258	952	2,424	*	144
Field Peas	8,178	*	*	*	*	*	*	*
Haricot beans	44,327	9,922	5,398	20,545	1,940	18,140	5,839	3,954
Chick peas	15,186	*	*	1,547	*	*	*	*
Lentils	2,259	1,349	*	*	*	*	*	*
Vetch / Grass peas	5,742	*	*	*	*	-	-	-
Soya beans	*	*	-	*	*	-	-	-
Fenugreek	869	*	*	*	*	-	-	-
Gibto	-	-	-	-	-	-	-	-
Oilseeds	3,258	*	*	11,795	263	*	*	*
Neug	*	-	-	-	-	-	-	-
Linseed	709	*	*	*	*	*	*	*
Groundnuts	*	-	-	-	-	-	-	-
Safflower	*	*	*	*	*	*	*	*
Sesame	1,479	*	*	*	*	*	*	*
Rapeseed	341	178	*	9,995	140	*	*	*
Vegetables	2,358	1,143	*	61,629	755	4,216	*	*
Lettuce	4	*	*	*	*	*	*	*
Head cabbage	*	*	*	*	*	*	*	*
Ethiopian cabbage	966	543	*	50,647	491	2,336	33	22
Tomatoes	*	*	*	*	*	*	*	*
Green peppers	370	*	*	20,829	104	*	*	*
Red peppers	*	*	-	*	*	-	-	-
Swiss chard	*	*	-	*	*	-	-	-
Root crops	6,944	5,208	4,927	23,352	373	12,330	2,714	*
Beetroot	*	*	*	4,054	6	*	*	*
Carrot	*	*	*	1,849	*	-	-	-
Onion	*	288	*	7,535	*	*	*	*
Potatoes	5,440	4,007	*	3,263	*	10,792	*	*
Garlic	116	73	*	12,884	42	-	-	-
Taro 'Godere'	-	-	-	-	-	-	-	-
Sweet potatoes	12	*	-	*	*	-	-	-
Other Temporary	2,097	1,349	*	23,273	872	3,728	*	*
Permanent crops	1,908	*	*	36,784	*	*	*	*
Avocado	4	*	-	2,370	*	-	-	-
Bananas	*	*	-	*	*	-	-	-
Guava	*	*	-	*	*	-	-	-
Lemons	*	*	-	*	*	-	-	-
Mangoes	*	*	-	*	*	-	-	-
Oranges	*	*	-	*	*	-	-	-
Papayas	*	*	*	4,749	*	*	*	*
Pineapples	-	-	-	-	-	-	-	-
Chat	*	-	-	-	-	-	-	-
Coffee	*	*	-	2,209	*	-	-	-
Hops / 'Gesho'	623	153	*	11,409	148	-	-	-
Enset	*	*	*	19,307	*	*	*	*
Sugar cane	*	*	-	*	*	-	-	-
Other permanent	*	*	*	*	*	-	-	-

(Table1.4.7 Cont'd.)

East Shewa

Crop type	UREA			UREA + DAP			INDIGENOUS SEED		
	Holder	Hectare	Quintal	Holder	Hectare	Quintal	Holder	Hectare	Quintal
All	13,112	2,911	1,258	122,487	140,588	197,691	339,583	438,776	348,946
Cereals	8,422	1,837	848	116,243	132,165	187,529	330,585	340,518	268,859
Teff	3,275	756	239	86,603	77,290	93,688	190,422	135,608	82,117
Barley	*	*	*	22,395	4,970	*	75,377	18,129	31,212
Wheat	*	*	*	69,582	43,247	77,805	136,469	70,707	92,691
Maize	3,344	*	*	15,227	5,963	5,501	243,828	100,912	57,934
Sorghum	-	-	-	2,926	329	*	81,169	12,417	3,367
Finger millet	-	-	-	*	*	*	24,456	2,518	1,203
Oats / 'Aja'	-	-	-	*	*	*	*	*	*
Rice	-	-	-	-	-	-	-	-	-
Pulses	2,109	*	*	19,741	6,011	*	215,952	82,790	78,818
Horse/Faba beans	*	*	*	*	*	*	61,595	7,194	9,180
Field Peas	*	*	*	*	*	*	27,299	8,178	9,127
Haricot beans	*	*	*	7,077	1,506	*	168,982	44,073	41,334
Chick peas	-	-	-	*	*	*	33,853	14,513	12,250
Lentils	*	*	*	*	*	*	18,531	2,151	1,096
Vetch / Grass peas	-	-	-	*	*	*	25,673	5,742	5,245
Soya beans	-	-	-	-	-	-	*	*	*
Fenugreek	-	-	-	*	*	*	10,439	869	*
Gibto	-	-	-	-	-	-	-	-	-
Oilseeds	*	*	*	2,383	*	*	48,732	3,224	1,175
Neug	-	-	-	-	-	-	*	*	*
Linseed	*	*	*	*	*	*	10,997	709	253
Groundnuts	-	-	-	-	-	-	*	*	-
Safflower	-	-	-	*	*	*	*	*	*
Sesame	*	*	*	-	-	-	14,125	1,445	724
Rapeseed	-	-	-	*	*	*	21,732	341	47
Vegetables	*	*	*	*	*	*	102,188	2,043	*
Lettuce	-	-	-	-	-	-	*	3	-
Head cabbage	-	-	-	*	*	*	2,612	*	-
Ethiopian cabbage	*	*	*	*	*	*	76,694	963	*
Tomatoes	-	-	-	*	*	*	*	*	-
Green peppers	*	*	*	*	*	*	34,602	326	-
Red peppers	-	-	-	-	-	-	8,287	*	-
Swiss chard	-	-	-	-	-	-	*	*	-
Root crops	*	*	*	13,159	*	*	60,878	6,206	*
Beetroot	*	*	*	*	*	*	6,985	*	-
Carrot	-	-	-	*	*	*	3,477	*	-
Onion	-	-	-	*	*	*	20,122	*	*
Potatoes	*	*	*	*	*	*	30,573	5,440	-
Garlic	*	*	*	*	*	*	23,265	116	*
Taro 'Godere'	-	-	-	-	-	-	-	-	-
Sweet potatoes	-	-	-	-	-	-	*	*	-
Other Temporary	-	-	-	*	*	*	47,562	2,097	*
Permanent crops	*	*	*	*	*	*	56,131	1,898	*
Avocado	-	-	-	-	-	-	2,060	3	-
Bananas	-	-	-	-	-	-	*	*	-
Guava	-	-	-	-	-	-	*	*	-
Lemons	-	-	-	-	-	-	*	*	-
Mangoes	-	-	-	-	-	-	*	*	-
Oranges	-	-	-	-	-	-	-	-	-
Papayas	-	-	-	-	-	-	4,159	*	-
Pineapples	-	-	-	-	-	-	-	-	-
Chat	-	-	-	-	-	-	*	*	-
Coffee	-	-	-	*	*	-	2,840	*	-
Hops / 'Geshe'	*	*	*	-	-	-	28,252	618	-
Enset	*	*	*	-	-	-	21,314	*	-
Sugar cane	-	-	-	-	-	-	*	*	-
Other permanent	-	-	-	*	*	*	*	*	*

(Table1.4.7 Cont'd.)

East Shewa									
Crop type	Improved seed			Pesticide		Irrigation		Extension package	
	Holder	Hectare	Quintal	Holder	Hectare	Holder	Hectare	Holder	Hectare
All	47,122	17,431	9,248	145,748	130,691	7,761	*	35,160	21,987
Cereals	36,729	15,297	8,286	142,726	127,823	*	*	32,522	19,412
Teff	*	*	*	91,940	71,653	*	*	3,996	2,684
Barley	-	-	-	27,848	6,159	-	-	*	*
Wheat	7,791	3,370	5,499	87,267	41,229	-	-	7,562	3,047
Maize	26,560	11,102	2,618	16,137	7,914	*	*	23,738	13,226
Sorghum	1,772	*	*	*	*	-	-	4,051	401
Finger millet	*	*	*	*	*	-	-	-	-
Oats / 'Aja'	-	-	-	*	*	-	-	-	-
Rice	-	-	-	-	-	-	-	-	-
Pulses	4,694	1,037	*	10,090	2,235	-	-	7,820	2,213
Horse / Faba beans	*	*	-	*	*	-	-	-	-
Field Peas	-	-	-	*	1,259	-	-	*	*
Haricot beans	2,558	*	*	*	*	-	-	6,269	1,523
Chick peas	*	*	*	*	*	-	-	1,196	509
Lentils	*	*	*	*	*	-	-	*	*
Vetch/Grass peas	-	-	-	*	*	-	-	-	-
Soya beans	-	-	-	-	-	-	-	-	-
Fenugreek	-	-	-	*	*	-	-	-	-
Gibto	-	-	-	-	-	-	-	-	-
Oilseeds	*	*	*	*	*	-	-	*	*
Neug	-	-	-	-	-	-	-	-	-
Linseed	-	-	-	-	-	-	-	-	-
Groundnuts	-	-	-	-	-	-	-	-	-
Safflower	-	-	-	*	*	-	-	-	-
Sesame	*	*	*	-	-	-	-	*	*
Rapeseed	*	*	-	-	-	-	-	-	-
Vegetables	*	*	-	2,401	*	*	*	*	*
Lettuce	*	*	-	-	-	-	-	-	-
Head cabbage	*	*	-	*	*	*	*	-	-
Ethiopian cabbage	*	*	-	*	*	-	-	-	-
Tomatoes	*	*	-	*	*	*	*	*	*
Green peppers	*	*	-	*	*	*	*	-	-
Red peppers	-	-	-	*	*	-	-	-	-
Swiss chard	*	*	-	-	-	*	*	-	-
Root crops	*	*	*	1,800	*	*	*	*	*
Beetroot	*	*	*	*	*	*	*	-	-
Carrot	*	*	-	-	-	*	*	-	-
Onion	-	-	-	*	*	*	*	-	-
Potatoes	-	-	-	*	*	-	-	*	*
Garlic	-	-	-	-	-	-	-	-	-
Taro 'Godere'	-	-	-	-	-	-	-	-	-
Sweet potatoes	*	*	-	-	-	-	-	*	*
Other Temporary	-	-	-	-	-	-	-	-	-
Permanent crops	*	*	-	-	-	*	*	*	*
Avocado	*	*	-	-	-	*	*	-	-
Bananas	-	-	-	-	-	-	-	-	-
Guava	-	-	-	-	-	*	*	-	-
Lemons	*	*	-	-	-	-	-	-	-
Mangoes	-	-	-	-	-	-	-	-	-
Oranges	*	*	-	-	-	-	-	-	-
Papayas	*	*	-	-	-	*	*	-	-
Pineapples	-	-	-	-	-	-	-	-	-
Chat	-	-	-	-	-	-	-	-	-
Coffee	-	-	-	-	-	*	*	-	-
Hops / 'Geshe'	*	*	-	-	-	*	*	-	-
Enset	-	-	-	-	-	*	*	*	*
Sugar cane	-	-	-	-	-	*	*	-	-
Other permanent	*	*	-	-	-	-	-	-	-

Table1.4.8 Number of Holders, Inputs Applied Area and Quantity of Inputs used

Arsi Zone

Crop type	All CROP Area (HA)	All Fertilizers		Natural		DAP		
		Hectare	Quintal	Holder	Hectare	Holder	Hectare	Quintal
All	639,218	411,696	239,437	303,331	51,879	374,390	348,710	220,184
Cereals	472,533	353,264	206,135	163,787	35,263	360,422	309,856	197,667
Teff	73,574	49,506	20,645	12,437	2,163	112,505	44,224	19,545
Barley	115,810	98,832	58,180	28,861	4,551	187,146	94,093	58,053
Wheat	184,477	162,484	115,119	19,038	5,941	243,947	152,877	111,590
Maize	75,160	38,552	11,220	129,699	20,807	78,380	16,591	7,514
Sorghum	20,705	2,813	330	10,202	*	5,819	1,140	330
Finger millet	*	*	*	-	-	*	*	*
Oats / 'Aja'	2,521	792	397	3,036	129	10,475	644	391
Rice	-	-	-	-	-	-	-	-
Pulses	48,254	23,105	9,306	54,206	5,689	83,275	17,114	9,088
Horse / Faba beans	21,709	13,866	5,957	32,533	4,045	52,647	9,647	5,860
Field Peas	8,967	*	*	*	*	13,359	*	*
Haricot beans	12,409	4,399	1,386	14,552	691	19,279	*	1,386
Chick peas	*	*	-	*	*	-	-	-
Lentils	1,595	606	179	*	*	11,395	451	174
Vetch / Grass peas	*	*	*	*	*	*	*	*
Soya beans	-	-	-	-	-	-	-	-
Fenugreek	1,025	*	*	4,849	*	*	*	*
Gibto	-	-	-	-	-	-	-	-
Oilseeds	83,932	13,906	*	11,228	1,039	31,456	12,862	*
Neug	*	*	-	*	*	-	-	-
Linseed	73,786	8,128	*	3,746	784	22,626	*	*
Groundnuts	*	*	*	-	-	*	*	*
Safflower	-	-	-	-	-	-	-	-
Sesame	*	*	*	-	-	*	*	*
Rapeseed	*	*	*	6,610	*	8,764	*	*
Vegetables	6,790	3,977	*	89,899	1,449	18,170	1,629	*
Lettuce	*	*	-	*	*	-	-	-
Head cabbage	206	*	*	6,589	62	3,311	*	*
Ethiopian cabbage	1,011	737	*	64,459	705	*	*	*
Tomatoes	*	*	*	*	*	*	*	*
Green peppers	232	72	*	12,946	67	*	*	*
Red peppers	*	*	*	*	*	*	*	*
Swiss chard	21	9	-	2,969	9	-	-	-
Root crops	12,641	9,977	*	99,966	1,662	58,151	6,567	6,251
Beetroot	349	151	*	18,392	125	2,798	*	*
Carrot	*	*	*	*	*	*	*	*
Onion	*	*	*	41,645	462	*	*	*
Potatoes	5,295	4,850	*	16,081	371	41,454	4,479	*
Garlic	1,282	848	203	53,218	678	8,659	153	130
Taro 'Godere'	*	*	-	*	*	-	-	-
Sweet potatoes	*	*	*	*	*	*	*	*
Other Temporary	*	927	*	36,274	311	*	*	*
Permanent crops	11,984	6,539	*	87,096	6,466	2,822	*	127
Avocado	*	*	-	*	*	-	-	-
Bananas	*	*	*	*	*	-	-	-
Guava	*	*	-	*	*	-	-	-
Lemons	*	*	-	*	*	-	-	-
Mangoes	*	*	*	*	*	-	-	-
Oranges	*	*	-	1,872	*	-	-	-
Papayas	*	*	*	*	*	*	*	*
Pineapples	-	-	-	-	-	-	-	-
Chat	2,177	*	*	*	*	*	*	*
Coffee	*	768	-	10,726	*	*	*	-
Hops / 'Geshe'	451	220	*	20,095	215	*	*	*
Enset	*	*	*	46,155	*	*	*	*
Sugar cane	*	*	*	4,259	*	-	-	-
Other permanent	*	*	-	*	*	-	-	-

(Table 1.4.8 Cont'd.)

Arsi Zone

[illegible]

Table1.4.9 Number of Holders, Inputs Applied Area and Quantity of Inputs used
West Harerge Zone

Crop type	All CROP Area (HA)	All Fertilizers		Natural		DAP		
		Hectare	Quintal	Holder	Hectare	Holder	Hectare	Quintal
All	244,647	89,130	19,734	187,981	71,834	29,060	14,501	15,103
Cereals	165,863	57,536	13,097	159,079	45,792	25,461	9,609	9,475
Teff	12,144	4,974	*	9,922	1,480	*	*	*
Barley	5,050	2,015	*	27,218	1,469	*	*	*
Wheat	6,601	2,895	*	18,036	1,853	*	*	*
Maize	47,415	18,008	5,354	124,640	13,687	21,785	3,964	4,544
Sorghum	92,534	29,175	2,065	104,404	26,913	6,094	*	1,366
Finger millet	1,768	383	*	6,864	316	*	*	*
Oats / 'Aja'	350	87	*	2,810	73	-	-	-
Rice	*	-	-	-	-	-	-	-
Pulses	24,129	8,571	1,101	86,161	7,923	9,414	550	*
Horse / Faba beans	*	*	-	*	*	-	-	-
Field Peas	*	*	-	*	*	-	-	-
Haricot beans	17,149	6,779	723	69,544	6,429	7,015	302	586
Chick peas	*	338	*	*	*	*	*	*
Lentils	733	136	*	3,244	115	-	-	-
Vetch / Grass peas	*	*	-	*	*	-	-	-
Soya beans	*	-	-	-	-	-	-	-
Fenugreek	1,465	621	*	18,359	561	*	*	*
Gibto	*	*	-	*	*	-	-	-
Oilseeds	9,110	2,892	1,256	25,881	1,694	*	*	*
Neug	*	*	-	*	*	-	-	-
Linseed	1,354	448	*	9,174	352	*	*	*
Groundnuts	*	*	*	*	*	*	*	*
Safflower	100	*	*	1,944	*	-	-	-
Sesame	2,194	*	*	5,793	*	*	*	*
Rapeseed	231	150	*	3,679	81	*	*	*
Vegetables	*	*	*	36,027	1,004	*	*	*
Lettuce	-	-	-	-	-	-	-	-
Head cabbage	*	*	*	*	*	*	*	*
Ethiopian cabbage	*	*	-	*	*	-	-	-
Tomatoes	*	*	-	*	*	-	-	-
Green peppers	108	*	*	8,390	*	*	*	*
Red peppers	*	*	*	24,878	*	*	*	*
Swiss chard	-	-	-	-	-	-	-	-
Root crops	3,079	839	*	27,762	789	*	*	*
Beetroot	*	*	-	*	*	-	-	-
Carrot	*	-	-	-	-	-	-	-
Onion	327	130	*	6,521	110	*	*	*
Potatoes	*	*	-	*	*	-	-	-
Garlic	34	23	-	2,474	23	-	-	-
Taro 'Godere'	-	-	-	-	-	-	-	-
Sweet potatoes	2,501	659	*	19,083	629	*	*	*
Other Temporary	798	574	*	40,857	539	*	*	*
Permanent crops	36,256	15,958	2,790	121,795	14,092	12,603	1,451	2,205
Avocado	*	*	-	*	*	-	-	-
Bananas	418	220	*	15,171	202	*	*	*
Guava	166	56	-	8,588	56	-	-	-
Lemons	30	*	-	1,853	*	-	-	-
Mangoes	*	*	-	2,389	*	-	-	-
Oranges	69	*	*	2,266	*	*	*	-
Papayas	168	58	*	8,733	51	*	*	*
Pineapples	-	-	-	-	-	-	-	-
Chat	22,627	8,889	*	85,314	8,052	9,464	693	*
Coffee	12,209	6,451	-	60,012	5,478	4,584	734	-
Hops / 'Gesho'	38	*	*	-	-	-	-	-
Enset	*	*	-	*	*	-	-	-
Sugar cane	231	66	-	4,028	66	-	-	-
Other permanent	140	44	-	8,175	44	-	-	-

(Table1.4.9 Cont'd.)

West Harerge Zone

Crop type	UREA			UREA + DAP			INDIGENOUS SEED		
	Holder	Hectare	Quintal	Holder	Hectare	Quintal	Holder	Hectare	Quintal
All	3,033	418	*	*	*	*	304,638	241,832	90,002
Cereals	*	*	*	*	*	*	298,539	164,516	68,702
Teff	-	-	-	*	*	*	60,664	11,983	3,979
Barley	-	-	-	*	*	*	67,209	5,050	6,801
Wheat	-	-	-	*	*	*	50,357	6,056	8,322
Maize	*	*	*	*	*	*	245,118	47,145	21,494
Sorghum	-	-	-	*	*	*	250,353	92,162	27,169
Finger millet	-	-	-	-	-	-	24,066	1,768	468
Oats / 'Aja'	-	-	-	*	*	*	7,439	350	469
Rice	-	-	-	-	-	-	*	*	-
Pulses	*	*	*	1,868	*	*	188,229	23,921	16,686
Horse/Faba beans	-	-	-	-	-	-	16,888	*	*
Field Peas	-	-	-	-	-	-	*	*	*
Haricot beans	*	*	*	1,254	*	*	162,157	16,986	12,692
Chick peas	*	*	*	-	-	-	10,397	*	620
Lentils	-	-	-	*	*	*	14,340	733	*
Vetch / Grass peas	-	-	-	-	-	-	*	*	*
Soya beans	-	-	-	-	-	-	*	*	*
Fenugreek	*	*	*	-	-	-	39,822	1,465	455
Gibto	-	-	-	-	-	-	*	*	*
Oilseeds	-	-	-	*	*	*	82,635	9,082	*
Neug	-	-	-	-	-	-	*	*	*
Linseed	-	-	-	*	*	*	33,978	1,347	196
Groundnuts	-	-	-	-	-	-	35,737	*	*
Safflower	-	-	-	*	*	*	4,140	100	*
Sesame	-	-	-	-	-	-	22,016	2,173	*
Rapeseed	-	-	-	-	-	-	6,929	231	*
Vegetables	1,509	*	*	-	-	-	65,591	*	*
Lettuce	-	-	-	-	-	-	-	-	-
Head cabbage	-	-	-	-	-	-	*	*	-
Ethiopian cabbage	-	-	-	-	-	-	*	*	-
Tomatoes	-	-	-	-	-	-	6,263	*	-
Green peppers	-	-	-	-	-	-	14,622	108	*
Red peppers	1,509	*	*	-	-	-	47,671	*	*
Swiss chard	-	-	-	-	-	-	-	-	-
Root crops	-	-	-	*	*	*	72,237	3,071	*
Beetroot	-	-	-	-	-	-	1,401	*	-
Carrot	-	-	-	-	-	-	*	*	-
Onion	-	-	-	*	*	*	15,901	326	*
Potatoes	-	-	-	-	-	-	*	*	-
Garlic	-	-	-	-	-	-	3,509	34	*
Taro 'Godere'	-	-	-	-	-	-	-	-	-
Sweet potatoes	-	-	-	*	*	*	54,895	2,501	*
Other Temporary	-	-	-	-	-	-	55,486	798	*
Permanent crops	*	*	*	*	*	*	229,350	35,122	*
Avocado	-	-	-	-	-	-	*	*	-
Bananas	*	*	*	*	*	*	27,619	418	-
Guava	-	-	-	-	-	-	20,436	165	-
Lemons	-	-	-	-	-	-	3,788	30	-
Mangoes	-	-	-	-	-	-	4,065	*	-
Oranges	-	-	-	*	*	*	8,337	69	-
Papayas	-	-	-	-	-	-	19,092	168	*
Pineapples	-	-	-	-	-	-	-	-	-
Chat	*	*	*	*	*	*	198,630	22,540	*
Coffee	*	*	-	*	*	-	108,479	11,164	-
Hops / 'Gesho'	*	*	*	*	*	*	3,499	38	-
Enset	-	-	-	-	-	-	*	*	-
Sugar cane	-	-	-	-	-	-	10,286	231	-
Other permanent	-	-	-	-	-	-	13,396	140	*

(Table 1.4.9 Cont'd.)

West Harerge Zone									
Crop type	Improved seed			Pesticide		Irrigation		Extension package	
	Holder	Hectare	Quintal	Holder	Hectare	Holder	Hectare	Holder	Hectare
All	21,624	2,693	602	17,004	4,227	61,579	15,995	49,903	28,508
Cereals	6,600	1,347	474	7,303	1,994	36,553	*	47,437	20,296
Teff	*	*	*	*	*	-	-	*	*
Barley	-	-	-	*	*	*	*	5,606	*
Wheat	1,656	*	*	*	*	1,632	*	4,095	*
Maize	3,747	270	133	3,794	*	25,571	*	39,812	6,467
Sorghum	1,837	*	*	4,726	1,386	17,610	*	26,903	8,082
Finger millet	-	-	-	-	-	*	*	-	-
Oats / 'Aja'	-	-	-	-	-	*	*	-	-
Rice	-	-	-	-	-	-	-	-	-
Pulses	2,459	*	*	*	*	8,363	266	21,752	2,376
Horse / Faba beans	-	-	-	-	-	-	-	-	-
Field Peas	-	-	-	-	-	-	-	*	*
Haricot beans	1,919	*	*	*	*	7,665	221	18,364	1,330
Chick peas	*	*	*	-	-	*	*	*	*
Lentils	-	-	-	-	-	-	-	*	*
Vetch/Grass peas	-	-	-	-	-	-	-	-	-
Soya beans	-	-	-	-	-	-	-	-	-
Fenugreek	-	-	-	-	-	-	-	-	-
Gibto	-	-	-	-	-	-	-	-	-
Oilseeds	*	*	-	*	*	*	*	19,106	*
Neug	-	-	-	-	-	-	-	-	-
Linseed	*	*	-	-	-	-	-	4,722	290
Groundnuts	-	-	-	-	-	*	*	*	*
Safflower	-	-	-	-	-	*	*	-	-
Sesame	*	*	-	*	*	*	*	*	*
Rapeseed	-	-	-	*	*	-	-	*	*
Vegetables	2,116	*	*	-	-	3,123	*	*	*
Lettuce	-	-	-	-	-	-	-	-	-
Head cabbage	*	*	-	-	-	*	*	-	-
Ethiopian cabbage	-	-	-	-	-	-	-	-	-
Tomatoes	*	*	-	-	-	*	*	*	*
Green peppers	-	-	-	-	-	*	*	-	-
Red peppers	*	*	*	-	-	*	*	*	*
Swiss chard	-	-	-	-	-	-	-	-	-
Root crops	1,604	*	*	*	*	5,500	*	*	*
Beetroot	*	*	*	-	-	-	-	-	-
Carrot	-	-	-	-	-	-	-	-	-
Onion	*	*	-	-	-	*	*	*	*
Potatoes	-	-	-	-	-	-	-	*	*
Garlic	-	-	-	-	-	*	*	-	-
Taro 'Godere'	-	-	-	-	-	-	-	-	-
Sweet potatoes	-	-	-	*	*	4,360	*	*	*
Other Temporary	-	-	-	*	*	*	*	-	-
Permanent crops	*	*	-	*	*	50,192	5,473	-	-
Avocado	-	-	-	*	*	*	*	-	-
Bananas	-	-	-	-	-	13,041	*	-	-
Guava	*	*	-	-	-	6,082	44	-	-
Lemons	-	-	-	-	-	*	*	-	-
Mangoes	-	-	-	-	-	*	*	-	-
Oranges	-	-	-	-	-	1,808	*	-	-
Papayas	-	-	-	-	-	*	*	-	-
Pineapples	-	-	-	-	-	-	-	-	-
Chat	*	*	-	*	*	34,083	3,327	-	-
Coffee	*	*	-	*	*	24,960	1,645	-	-
Hops / 'Geshe'	-	-	-	*	*	-	-	-	-
Enset	-	-	-	-	-	*	*	-	-
Sugar cane	-	-	-	-	-	3,535	65	-	-
Other permanent	-	-	-	-	-	2,488	*	-	-

**Table 1.4.10 Number of Holders, Inputs Applied Area and Quantity of Inputs used
East Harerge Zone**

Crop type	All CROP Area (HA)	All Fertilizers		Natural		DAP		
		Hectare	Quintal	Holder	Hectare	Holder	Hectare	Quintal
All	223,080	128,780	152,321	283,272	64,921	28,518	7,873	13,775
Cereals	132,171	78,920	75,702	241,329	38,709	21,906	4,641	6,148
Teff	2,828	*	*	14,567	*	*	*	*
Barley	2,736	1,227	1,325	20,773	605	*	*	*
Wheat	10,932	6,724	6,635	42,755	2,314	3,135	*	*
Maize	44,758	30,951	37,619	187,838	14,165	13,983	1,166	3,498
Sorghum	70,422	38,120	29,142	155,494	20,520	7,014	*	1,594
Finger millet	*	*	-	*	*	-	-	-
Oats / 'Aja'	406	107	*	5,263	87	-	-	-
Rice	*	*	-	*	*	-	-	-
Pulses	21,766	10,172	16,348	126,237	5,761	8,671	433	1,318
Horse / Faba beans	2,451	579	*	7,855	*	*	*	*
Field Peas	*	*	*	*	*	-	-	-
Haricot beans	16,201	8,313	14,999	94,517	4,380	7,589	416	1,296
Chick peas	173	141	*	*	*	*	*	*
Lentils	909	214	*	5,202	132	-	-	-
Vetch / Grass peas	-	-	-	-	-	-	-	-
Soya beans	-	-	-	-	-	-	-	-
Fenugreek	1,191	722	295	37,440	549	*	*	*
Gibto	-	-	-	-	-	-	-	-
Oilseeds	11,524	3,602	*	31,698	2,475	*	*	*
Neug	*	*	-	*	*	-	-	-
Linseed	988	366	*	14,597	306	*	*	*
Groundnuts	10,261	*	*	13,601	*	*	*	*
Safflower	*	*	-	*	*	-	-	-
Sesame	*	*	*	*	*	-	-	-
Rapeseed	24	24	*	3,422	21	-	-	-
Vegetables	737	655	*	20,831	247	*	*	*
Lettuce	*	*	*	*	*	-	-	-
Head cabbage	*	*	*	1,755	*	-	-	-
Ethiopian cabbage	*	*	-	2,002	*	-	-	-
Tomatoes	*	*	*	5,238	*	*	*	*
Green peppers	*	*	*	6,032	42	-	-	-
Red peppers	71	*	*	*	*	*	*	*
Swiss chard	*	-	-	-	-	-	-	-
Root crops	14,147	8,994	14,647	90,609	3,269	9,918	946	2,030
Beetroot	*	*	*	*	*	*	*	*
Carrot	*	*	*	*	*	-	-	-
Onion	1,543	1,224	*	15,682	308	2,228	*	*
Potatoes	5,134	4,735	8,701	20,654	865	*	*	*
Garlic	525	327	*	13,899	*	*	*	*
Taro 'Godere'	-	-	-	-	-	-	-	-
Sweet potatoes	6,361	2,243	2,331	58,703	1,693	2,242	*	*
Other Temporary	638	503	165	53,217	468	-	-	-
Permanent crops	42,098	25,934	42,948	197,478	13,991	17,425	1,573	4,016
Avocado	*	-	-	-	-	-	-	-
Bananas	159	121	*	20,802	103	-	-	-
Guava	140	55	*	7,464	44	-	-	-
Lemons	19	*	-	2,937	*	-	-	-
Mangoes	429	210	*	12,628	145	*	*	*
Oranges	*	*	-	*	*	-	-	-
Papayas	70	33	*	7,831	*	-	-	-
Pineapples	-	-	-	-	-	-	-	-
Chat	37,739	23,230	39,299	157,224	11,707	17,086	1,515	3,683
Coffee	3,014	1,898	-	59,347	1,745	*	*	-
Hops / 'Gescho'	*	*	-	*	*	-	-	-
Enset	*	-	-	-	-	-	-	-
Sugar cane	142	91	*	5,183	86	-	-	-
Other permanent	378	288	1,622	18,595	131	-	-	-

(Table1.4.10 Cont'd.)

East Harerge Zone

Crop type	UREA			UREA + DAP			INDIGENOUS SEED		
	Holder	Hectare	Quintal	Holder	Hectare	Quintal	Holder	Hectare	Quintal
All	73,341	20,896	44,601	95,249	35,089	93,945	411,537	218,166	113,942
Cereals	64,865	13,025	20,805	89,336	22,545	48,749	405,278	128,031	82,117
Teff	*	*	*	3,219	*	*	35,154	2,828	1,187
Barley	3,907	217	*	4,891	*	*	55,396	2,718	5,012
Wheat	12,137	*	1,373	21,639	2,749	4,783	115,929	10,817	17,938
Maize	46,172	5,674	10,945	71,851	9,946	23,176	332,548	40,955	26,723
Sorghum	33,285	5,732	8,243	40,613	9,298	19,305	307,837	70,217	30,419
Finger millet	-	-	-	-	-	-	*	*	*
Oats / 'Aja'	-	-	-	*	*	*	12,498	406	787
Rice	-	-	-	-	-	-	*	*	*
Pulses	17,506	*	*	38,350	2,758	10,921	235,615	21,630	23,078
Horse/Faba beans	-	-	-	*	*	*	32,170	2,418	2,445
Field Peas	-	-	-	*	*	*	12,545	*	*
Haricot beans	16,628	*	*	32,713	2,378	9,684	193,592	16,098	18,595
Chick peas	*	*	*	*	*	*	8,470	173	120
Lentils	-	-	-	*	*	*	23,966	909	347
Vetch / Grass peas	-	-	-	-	-	-	-	-	-
Soya beans	-	-	-	-	-	-	*	-	*
Fenugreek	*	*	*	5,324	126	*	69,460	1,191	680
Gibto	-	-	-	-	-	-	-	-	-
Oilseeds	*	*	*	5,071	*	*	85,735	11,475	8,619
Neug	-	-	-	-	-	-	*	*	*
Linseed	*	*	*	*	*	*	35,830	984	355
Groundnuts	*	*	*	*	*	*	46,828	10,228	8,254
Safflower	-	-	-	-	-	-	*	*	-
Sesame	*	*	*	-	-	-	*	*	*
Rapeseed	-	-	-	*	*	*	3,893	24	3
Vegetables	*	*	*	*	*	*	35,247	737	*
Lettuce	*	*	*	-	-	-	*	*	-
Head cabbage	*	*	*	*	*	*	7,377	*	-
Ethiopian cabbage	-	-	-	-	-	-	3,227	*	*
Tomatoes	-	-	-	*	*	*	7,402	*	-
Green peppers	*	*	*	*	*	*	9,741	*	-
Red peppers	-	-	-	-	-	-	8,694	71	*
Swiss chard	-	-	-	-	-	-	*	*	-
Root crops	26,928	1,865	4,764	31,950	2,916	7,853	213,200	14,128	*
Beetroot	*	*	*	*	*	*	*	*	-
Carrot	*	*	*	*	*	*	*	*	-
Onion	*	550	*	*	*	*	39,948	1,524	*
Potatoes	13,958	821	1,651	21,522	2,362	5,800	66,486	5,134	-
Garlic	*	*	*	*	*	*	25,273	525	*
Taro 'Godere'	-	-	-	-	-	-	-	-	-
Sweet potatoes	8,560	230	967	8,891	*	1,125	149,118	6,361	-
Other Temporary	*	*	*	*	*	*	67,577	638	*
Permanent crops	50,571	4,121	13,968	58,304	6,248	24,964	352,403	41,528	*
Avocado	-	-	-	-	-	-	*	*	-
Bananas	*	*	*	*	*	*	30,148	159	-
Guava	*	*	*	*	*	*	17,278	140	-
Lemons	-	-	-	-	-	-	4,233	19	-
Mangoes	*	*	*	*	*	*	26,298	429	-
Oranges	-	-	-	-	-	-	*	*	-
Papayas	*	*	*	*	*	*	14,645	70	-
Pineapples	-	-	-	-	-	-	-	-	-
Chat	49,861	3,999	12,519	57,597	6,009	23,097	331,181	37,339	*
Coffee	*	*	-	*	*	-	85,687	2,850	-
Hops / 'Gescho'	-	-	-	-	-	-	*	*	-
Enset	-	-	-	-	-	-	*	*	-
Sugar cane	*	*	*	*	*	*	9,582	135	-
Other permanent	*	*	*	3,331	*	1,068	32,145	377	*

(Table1.4.10 Cont'd.)

East Harerge Zone									
Crop type	Improved seed			Pesticide		Irrigation		Extension package	
	Holder	Hectare	Quintal	Holder	Hectare	Holder	Hectare	Holder	Hectare
All	44,372	4,572	1,420	16,185	4,666	90,581	13,421	88,206	18,772
Cereals	33,937	4,140	1,360	13,722	3,516	63,491	5,025	84,199	15,150
Teff	-	-	-	*	*	*	*	*	*
Barley	*	*	*	-	-	*	*	3,263	*
Wheat	*	*	*	*	*	3,946	173	12,611	*
Maize	29,934	3,803	1,236	9,846	*	54,590	3,454	70,536	8,341
Sorghum	3,763	*	*	8,721	*	25,009	1,363	26,084	3,776
Finger millet	-	-	-	-	-	-	-	-	-
Oats / 'Aja'	-	-	-	-	-	-	-	-	-
Rice	-	-	-	-	-	-	-	-	-
Pulses	3,640	136	*	*	*	14,090	624	36,105	2,041
Horse / Faba beans	*	*	*	-	-	*	*	-	-
Field Peas	-	-	-	-	-	-	-	*	*
Haricot beans	2,968	103	*	*	*	13,361	540	33,464	1,919
Chick peas	-	-	-	-	-	*	*	2,592	*
Lentils	-	-	-	-	-	-	-	*	*
Vetch/Grass peas	-	-	-	-	-	-	-	-	-
Soya beans	-	-	-	-	-	-	-	-	-
Fenugreek	-	-	-	-	-	*	*	-	-
Gibto	-	-	-	-	-	-	-	-	-
Oilseeds	*	*	*	*	*	*	*	5,755	531
Neug	-	-	-	-	-	-	-	-	-
Linseed	*	*	*	*	*	-	-	3,270	65
Groundnuts	*	*	-	-	-	*	*	*	*
Safflower	-	-	-	-	-	-	-	-	-
Sesame	*	*	*	-	-	-	-	*	*
Rapeseed	-	-	-	-	-	-	-	*	*
Vegetables	-	-	-	*	*	9,195	*	-	-
Lettuce	-	-	-	-	-	*	*	-	-
Head cabbage	-	-	-	*	*	5,978	*	-	-
Ethiopian cabbage	-	-	-	-	-	-	-	-	-
Tomatoes	-	-	-	-	-	-	-	-	-
Green peppers	-	-	-	*	*	*	*	-	-
Red peppers	-	-	-	-	-	*	*	-	-
Swiss chard	-	-	-	-	-	*	*	-	-
Root crops	*	*	-	*	*	34,051	2,086	13,979	1,051
Beetroot	-	-	-	-	-	*	*	-	-
Carrot	-	-	-	*	*	*	*	-	-
Onion	*	*	-	-	-	*	*	*	*
Potatoes	-	-	-	*	*	6,677	*	*	*
Garlic	-	-	-	-	-	*	*	-	-
Taro 'Godere'	-	-	-	-	-	-	-	-	-
Sweet potatoes	-	-	-	*	*	19,378	487	7,243	*
Other Temporary	-	-	-	-	-	5,293	67	-	-
Permanent crops	*	*	-	*	759	77,503	5,195	-	-
Avocado	-	-	-	-	-	-	-	-	-
Bananas	-	-	-	-	-	9,559	55	-	-
Guava	-	-	-	-	-	*	*	-	-
Lemons	-	-	-	-	-	*	*	-	-
Mangoes	-	-	-	-	-	*	*	-	-
Oranges	-	-	-	-	-	-	-	-	-
Papayas	-	-	-	-	-	*	*	-	-
Pineapples	-	-	-	-	-	-	-	-	-
Chat	1,866	*	-	*	759	58,037	3,978	-	-
Coffee	*	*	-	-	-	31,067	965	-	-
Hops / 'Geshe'	-	-	-	-	-	-	-	-	-
Enset	-	-	-	-	-	-	-	-	-
Sugar cane	-	-	-	-	-	6,326	*	-	-
Other permanent	-	-	-	-	-	5,894	*	-	-

Table1.4.11 Number of Holders, Inputs Applied Area and Quantity of Inputs used

Bale Zone

Crop type	All CROP Area (HA)	All Fertilizers		Natural		DAP		
		Hectare	Quintal	Holder	Hectare	Holder	Hectare	Quintal
All	699,513	272,481	109,840	213,480	37,237	180,681	231,044	107,997
Cereals	506,052	249,114	109,026	105,872	16,138	177,634	228,884	107,308
Teff	54,396	4,439	*	*	*	6,817	2,843	*
Barley	168,911	63,152	21,045	27,170	8,062	116,486	54,970	20,981
Wheat	210,336	159,029	82,326	5,002	*	144,581	153,974	81,183
Maize	39,037	9,349	1,064	76,615	5,062	21,486	4,165	698
Sorghum	*	*	-	*	*	-	-	-
Finger millet	*	-	-	-	-	-	-	-
Oats / 'Aja'	25,892	12,936	3,093	*	*	41,328	12,932	3,093
Rice	-	-	-	-	-	-	-	-
Pulses	44,752	1,729	277	17,941	743	7,624	986	277
Horse / Faba beans	12,793	833	*	14,412	401	*	*	*
Field Peas	15,270	*	*	2,784	*	*	*	*
Haricot beans	*	*	-	*	*	-	-	-
Chick peas	*	-	-	-	-	-	-	-
Lentils	2,625	323	*	-	-	5,061	323	*
Vetch / Grass peas	*	-	-	-	-	-	-	-
Soya beans	-	-	-	-	-	-	-	-
Fenugreek	1,426	*	*	-	-	*	*	*
Gibto	-	-	-	-	-	-	-	-
Oilseeds	76,176	*	*	*	*	*	*	*
Neug	580	-	-	-	-	-	-	-
Linseed	73,658	*	*	-	-	*	*	*
Groundnuts	-	-	-	-	-	-	-	-
Safflower	-	-	-	-	-	-	-	-
Sesame	*	*	-	*	*	-	-	-
Rapeseed	*	*	*	*	*	*	*	*
Vegetables	3,644	1,387	54	114,622	1,277	*	*	*
Lettuce	-	-	-	-	-	-	-	-
Head cabbage	*	*	-	*	*	-	-	-
Ethiopian cabbage	1,801	1,041	*	109,670	1,011	*	*	*
Tomatoes	*	-	-	-	-	-	-	-
Green peppers	*	*	-	*	*	-	-	-
Red peppers	*	*	*	*	*	*	*	*
Swiss chard	*	-	-	-	-	-	-	-
Root crops	*	1,804	*	52,121	1,162	*	*	*
Beetroot	30	*	-	*	*	-	-	-
Carrot	*	*	*	*	*	-	-	-
Onion	1,318	216	-	28,952	216	-	-	-
Potatoes	*	*	*	17,385	*	*	*	*
Garlic	*	*	*	15,647	92	*	*	*
Taro 'Godere'	-	-	-	-	-	-	-	-
Sweet potatoes	*	*	-	*	*	-	-	-
Other Temporary	*	*	-	*	*	-	-	-
Permanent crops	39,135	17,690	*	156,248	17,588	*	*	*
Avocado	*	*	-	*	*	-	-	-
Bananas	1,134	*	-	7,194	*	-	-	-
Guava	*	*	-	*	*	*	*	-
Lemons	*	-	-	-	-	-	-	-
Mangoes	*	*	-	*	*	-	-	-
Oranges	*	-	-	-	-	-	-	-
Papayas	*	*	-	6,543	*	-	-	-
Pineapples	-	-	-	-	-	-	-	-
Chat	*	*	-	9,752	*	-	-	-
Coffee	*	*	-	8,474	*	-	-	-
Hops / 'Gesho'	120	*	-	*	*	-	-	-
Enset	17,016	13,279	*	132,576	13,179	*	*	*
Sugar cane	*	*	-	*	*	-	-	-
Other permanent	36	*	-	*	*	-	-	-

(Table1.4.11 Cont'd.)

Bale Zone									
Crop type	UREA			UREA + DAP			INDIGENOUS SEED		
	Holder	Hectare	Quintal	Holder	Hectare	Quintal	Holder	Hectare	Quintal
All	8,396	*	*	*	*	*	575,030	695,840	542,997
Cereals	7,664	*	*	-	-	-	474,746	503,016	466,011
Teff	*	*	*	-	-	-	125,265	53,662	25,874
Barley	*	*	*	-	-	-	264,214	168,648	187,329
Wheat	*	*	*	-	-	-	241,483	208,399	201,707
Maize	*	*	*	-	-	-	223,845	38,936	17,873
Sorghum	-	-	-	-	-	-	28,865	*	729
Finger millet	-	-	-	-	-	-	*	*	*
Oats / 'Aja'	-	-	-	-	-	-	92,181	25,892	32,496
Rice	-	-	-	-	-	-	-	-	-
Pulses	-	-	-	-	-	-	168,180	44,629	38,484
Horse/Faba beans	-	-	-	-	-	-	87,422	12,693	13,145
Field Peas	-	-	-	-	-	-	57,407	15,253	15,416
Haricot beans	-	-	-	-	-	-	28,154	*	*
Chick peas	-	-	-	-	-	-	*	*	*
Lentils	-	-	-	-	-	-	32,906	2,625	859
Vetch / Grass peas	-	-	-	-	-	-	*	*	*
Soya beans	-	-	-	-	-	-	-	-	-
Fenugreek	-	-	-	-	-	-	15,579	1,426	389
Gibto	-	-	-	-	-	-	-	-	-
Oilseeds	-	-	-	-	-	-	140,347	75,662	37,341
Neug	-	-	-	-	-	-	8,141	580	*
Linseed	-	-	-	-	-	-	130,570	73,144	37,017
Groundnuts	-	-	-	-	-	-	-	-	-
Safflower	-	-	-	-	-	-	-	-	-
Sesame	-	-	-	-	-	-	*	*	*
Rapeseed	-	-	-	-	-	-	*	*	*
Vegetables	*	*	-	*	*	*	204,798	3,644	*
Lettuce	-	-	-	-	-	-	-	-	-
Head cabbage	-	-	-	-	-	-	*	*	-
Ethiopian cabbage	*	*	-	*	*	*	182,674	1,801	*
Tomatoes	-	-	-	-	-	-	*	*	-
Green peppers	-	-	-	-	-	-	16,545	*	*
Red peppers	-	-	-	-	-	-	*	*	-
Swiss chard	-	-	-	-	-	-	*	*	-
Root crops	*	*	*	-	-	-	161,730	*	*
Beetroot	-	-	-	-	-	-	10,361	30	-
Carrot	-	-	-	-	-	-	*	*	-
Onion	-	-	-	-	-	-	85,639	1,318	*
Potatoes	*	*	*	-	-	-	60,966	*	*
Garlic	-	-	-	-	-	-	55,303	*	-
Taro 'Godere'	-	-	-	-	-	-	-	-	-
Sweet potatoes	-	-	-	-	-	-	*	*	-
Other Temporary	-	-	-	-	-	-	49,732	*	*
Permanent crops	*	*	*	-	-	-	223,102	39,133	-
Avocado	-	-	-	-	-	-	*	*	-
Bananas	-	-	-	-	-	-	25,646	1,134	-
Guava	-	-	-	-	-	-	*	*	-
Lemons	-	-	-	-	-	-	*	*	-
Mangoes	-	-	-	-	-	-	*	*	-
Oranges	-	-	-	-	-	-	*	*	-
Papayas	-	-	-	-	-	-	21,950	*	-
Pineapples	-	-	-	-	-	-	-	-	-
Chat	-	-	-	-	-	-	34,524	*	-
Coffee	-	-	-	-	-	-	41,817	*	-
Hops / 'Geshe'	-	-	-	-	-	-	20,898	120	-
Enset	*	*	*	-	-	-	137,045	17,016	-
Sugar cane	-	-	-	-	-	-	*	*	-
Other permanent	-	-	-	-	-	-	11,888	36	-

(Table1.4.11 Cont'd.)

Bale Zone									
Crop type	Improved seed			Pesticide		Irrigation		Extension package	
	Holder	Hectare	Quintal	Holder	Hectare	Holder	Hectare	Holder	Hectare
All	14,637	3,673	3,610	172,851	186,105	*	*	157,541	172,194
Cereals	11,475	3,036	3,219	168,621	185,802	*	*	153,434	171,216
Teff	*	*	*	47,759	22,535	-	-	4,204	*
Barley	*	*	*	70,753	30,604	-	-	78,880	36,526
Wheat	5,917	*	*	129,325	126,223	-	-	127,006	130,813
Maize	*	*	*	*	*	*	*	11,425	2,332
Sorghum	-	-	-	-	-	*	*	-	-
Finger millet	-	-	-	-	-	-	-	-	-
Oats / 'Aja'	-	-	-	17,935	5,389	-	-	-	-
Rice	-	-	-	-	-	-	-	-	-
Pulses	*	*	*	*	*	-	-	*	*
Horse / Faba beans	*	*	*	*	*	-	-	-	-
Field Peas	*	*	*	-	-	-	-	*	*
Haricot beans	*	*	-	-	-	-	-	-	-
Chick peas	-	-	-	-	-	-	-	-	-
Lentils	-	-	-	-	-	-	-	*	*
Vetch/Grass peas	-	-	-	*	*	-	-	-	-
Soya beans	-	-	-	-	-	-	-	-	-
Fenugreek	-	-	-	-	-	-	-	-	-
Gibto	-	-	-	-	-	-	-	-	-
Oilseeds	*	*	*	-	-	*	*	*	*
Neug	-	-	-	-	-	-	-	-	-
Linseed	*	*	*	-	-	-	-	*	*
Groundnuts	-	-	-	-	-	-	-	-	-
Safflower	-	-	-	-	-	-	-	-	-
Sesame	-	-	-	-	-	*	*	-	-
Rapeseed	-	-	-	-	-	-	-	-	-
Vegetables	-	-	-	*	*	*	*	*	*
Lettuce	-	-	-	-	-	-	-	-	-
Head cabbage	-	-	-	-	-	*	*	-	-
Ethiopian cabbage	-	-	-	*	*	-	-	-	-
Tomatoes	-	-	-	-	-	-	-	-	-
Green peppers	-	-	-	-	-	-	-	-	-
Red peppers	-	-	-	-	-	-	-	*	*
Swiss chard	-	-	-	-	-	*	*	-	-
Root crops	-	-	-	*	*	-	-	*	*
Beetroot	-	-	-	-	-	-	-	-	-
Carrot	-	-	-	-	-	-	-	-	-
Onion	-	-	-	-	-	-	-	-	-
Potatoes	-	-	-	-	-	-	-	*	*
Garlic	-	-	-	*	*	-	-	-	-
Taro 'Godere'	-	-	-	-	-	-	-	-	-
Sweet potatoes	-	-	-	-	-	-	-	-	-
Other Temporary	-	-	-	-	-	*	*	-	-
Permanent crops	*	*	-	*	*	*	*	3,433	*
Avocado	-	-	-	-	-	*	*	-	-
Bananas	-	-	-	*	*	*	*	-	-
Guava	*	*	-	-	-	*	*	-	-
Lemons	-	-	-	-	-	*	*	-	-
Mangoes	-	-	-	*	*	*	*	-	-
Oranges	-	-	-	-	-	*	*	-	-
Papayas	-	-	-	-	-	*	*	-	-
Pineapples	-	-	-	-	-	-	-	-	-
Chat	-	-	-	*	*	*	*	-	-
Coffee	-	-	-	*	*	*	*	-	-
Hops / 'Geshe'	-	-	-	-	-	-	-	-	-
Enset	-	-	-	-	-	-	-	3,433	*
Sugar cane	-	-	-	-	-	*	*	-	-
Other permanent	-	-	-	-	-	*	*	-	-

Table 1.4.12 Number of Holders, Inputs Applied Area and Quantity of Inputs used

Borena Zone

Crop type	All CROP Area (HA)	All Fertilizers		Natural		DAP		
		Hectare	Quintal	Holder	Hectare	Holder	Hectare	Quintal
All	46,741	9,080	610	50,010	8,389	3,236	*	*
Cereals	17,586	3,751	468	22,707	3,261	*	*	*
Teff	3,560	*	*	*	*	*	*	*
Barley	908	*	-	*	*	-	-	-
Wheat	1,228	*	-	*	*	-	-	-
Maize	10,401	2,184	457	20,538	1,731	*	*	*
Sorghum	*	*	-	*	*	-	-	-
Finger millet	*	-	-	-	-	-	-	-
Oats / 'Aja'	-	-	-	-	-	-	-	-
Rice	-	-	-	-	-	-	-	-
Pulses	11,325	1,104	*	16,384	1,098	*	*	*
Horse / Faba beans	*	*	-	*	*	*	*	-
Field Peas	*	*	-	*	*	-	-	-
Haricot beans	10,269	848	*	14,944	843	*	*	*
Chick peas	389	-	-	-	-	-	-	-
Lentils	*	-	-	-	-	-	-	-
Vetch / Grass peas	*	-	-	-	-	-	-	-
Soya beans	*	*	-	*	*	-	-	-
Fenugreek	*	-	-	-	-	-	-	-
Gibto	-	-	-	-	-	-	-	-
Oilseeds	*	*	-	*	*	-	-	-
Neug	-	-	-	-	-	-	-	-
Linseed	*	*	-	*	*	-	-	-
Groundnuts	*	-	-	-	-	-	-	-
Safflower	-	-	-	-	-	-	-	-
Sesame	-	-	-	-	-	-	-	-
Rapeseed	*	*	-	*	*	-	-	-
Vegetables	666	295	*	20,967	293	-	-	-
Lettuce	-	-	-	-	-	-	-	-
Head cabbage	-	-	-	-	-	-	-	-
Ethiopian cabbage	594	267	*	19,296	266	-	-	-
Tomatoes	*	*	-	*	*	-	-	-
Green peppers	70	26	-	3,795	26	-	-	-
Red peppers	*	-	-	-	-	-	-	-
Swiss chard	*	*	-	*	*	-	-	-
Root crops	*	*	*	8,791	94	*	*	*
Beetroot	-	-	-	-	-	-	-	-
Carrot	-	-	-	-	-	-	-	-
Onion	*	*	-	*	*	-	-	-
Potatoes	*	*	-	*	*	-	-	-
Garlic	-	-	-	-	-	-	-	-
Taro 'Godere'	*	*	*	*	*	*	*	*
Sweet potatoes	*	*	*	4,956	68	*	*	*
Other Temporary	*	*	-	8,070	*	-	-	-
Permanent crops	16,003	3,425	*	35,212	3,383	*	43	*
Avocado	*	*	-	*	*	-	-	-
Bananas	634	*	*	8,696	*	*	*	*
Guava	*	*	-	*	*	-	-	-
Lemons	*	*	-	*	*	-	-	-
Mangoes	*	*	-	*	*	-	-	-
Oranges	*	*	-	*	*	-	-	-
Papayas	*	*	-	1,358	*	-	-	-
Pineapples	-	-	-	-	-	-	-	-
Chat	*	*	-	1,063	*	-	-	-
Coffee	7,413	1,661	-	21,598	1,646	*	*	-
Hops / 'Gesho'	*	*	-	*	*	-	-	-
Enset	6,100	1,383	*	26,778	1,367	*	*	*
Sugar cane	808	34	-	3,731	34	-	-	-
Other permanent	*	*	-	*	*	-	-	-

(Table 1.4.12 Cont'd.)

Borena Zone

Crop type	UREA			UREA + DAP			INDIGENOUS SEED		
	Holder	Hectare	Quintal	Holder	Hectare	Quintal	Holder	Hectare	Quintal
All	-	-	-	514	*	*	103,573	44,801	11,275
Cereals	-	-	-	*	*	*	72,903	16,906	7,504
Teff	-	-	-	*	*	*	14,981	3,560	1,105
Barley	-	-	-	-	-	-	8,837	864	883
Wheat	-	-	-	-	-	-	8,208	1,175	654
Maize	-	-	-	*	*	*	60,461	9,830	3,556
Sorghum	-	-	-	-	-	-	7,686	*	*
Finger millet	-	-	-	-	-	-	*	*	-
Oats / 'Aja'	-	-	-	-	-	-	-	-	-
Rice	-	-	-	-	-	-	-	-	-
Pulses	-	-	-	-	-	-	61,686	11,176	3,739
Horse/Faba beans	-	-	-	-	-	-	5,487	*	*
Field Peas	-	-	-	-	-	-	1,063	*	*
Haricot beans	-	-	-	-	-	-	58,528	10,120	3,341
Chick peas	-	-	-	-	-	-	3,196	389	96
Lentils	-	-	-	-	-	-	*	*	*
Vetch / Grass peas	-	-	-	-	-	-	*	*	-
Soya beans	-	-	-	-	-	-	*	*	*
Fenugreek	-	-	-	-	-	-	*	*	*
Gibto	-	-	-	-	-	-	-	-	-
Oilseeds	-	-	-	-	-	-	2,393	*	*
Neug	-	-	-	-	-	-	-	-	-
Linseed	-	-	-	-	-	-	*	*	*
Groundnuts	-	-	-	-	-	-	*	*	*
Safflower	-	-	-	-	-	-	-	-	-
Sesame	-	-	-	-	-	-	-	-	-
Rapeseed	-	-	-	-	-	-	*	*	*
Vegetables	-	-	-	*	*	*	36,821	665	*
Lettuce	-	-	-	-	-	-	-	-	-
Head cabbage	-	-	-	-	-	-	-	-	-
Ethiopian cabbage	-	-	-	*	*	*	33,521	592	*
Tomatoes	-	-	-	-	-	-	*	*	-
Green peppers	-	-	-	-	-	-	7,074	70	-
Red peppers	-	-	-	-	-	-	*	*	-
Swiss chard	-	-	-	-	-	-	*	*	-
Root crops	-	-	-	*	*	*	21,871	*	-
Beetroot	-	-	-	-	-	-	-	-	-
Carrot	-	-	-	-	-	-	-	-	-
Onion	-	-	-	-	-	-	*	*	-
Potatoes	-	-	-	-	-	-	*	*	-
Garlic	-	-	-	-	-	-	-	-	-
Taro 'Godere'	-	-	-	-	-	-	*	*	-
Sweet potatoes	-	-	-	*	*	*	15,127	*	-
Other Temporary	-	-	-	-	-	-	14,691	*	*
Permanent crops	-	-	-	-	-	-	64,678	14,895	*
Avocado	-	-	-	-	-	-	10,137	*	*
Bananas	-	-	-	-	-	-	19,794	633	-
Guava	-	-	-	-	-	-	*	*	-
Lemons	-	-	-	-	-	-	*	*	-
Mangoes	-	-	-	-	-	-	*	*	-
Oranges	-	-	-	-	-	-	*	*	-
Papayas	-	-	-	-	-	-	3,905	*	-
Pineapples	-	-	-	-	-	-	*	-	-
Chat	-	-	-	-	-	-	8,029	*	-
Coffee	-	-	-	-	-	-	46,640	6,319	-
Hops / 'Gesho'	-	-	-	-	-	-	2,423	*	-
Enset	-	-	-	-	-	-	49,902	6,099	-
Sugar cane	-	-	-	-	-	-	12,958	800	-
Other permanent	-	-	-	-	-	-	5,820	*	-

(Table 1.4.12 Cont'd.)

Borena Zone									
Crop type	Improved seed			Pesticide		Irrigation		Extension package	
	Holder	Hectare	Quintal	Holder	Hectare	Holder	Hectare	Holder	Hectare
All	14,775	1,939	142	*	*	1,400	221	8,754	1,094
Cereals	3,862	680	142	521	*	*	*	3,767	602
Teff	-	-	-	*	*	-	-	546	*
Barley	*	*	-	-	-	-	-	*	*
Wheat	*	*	-	*	*	-	-	*	*
Maize	3,188	571	141	*	*	*	*	3,190	420
Sorghum	*	*	*	-	-	-	-	*	*
Finger millet	-	-	-	-	-	-	-	-	-
Oats / 'Aja'	-	-	-	-	-	-	-	-	-
Rice	-	-	-	-	-	-	-	-	-
Pulses	1,288	*	-	-	-	*	*	*	117
Horse / Faba beans	-	-	-	-	-	-	-	-	-
Field Peas	-	-	-	-	-	-	-	-	-
Haricot beans	1,288	*	-	-	-	*	*	*	107
Chick peas	-	-	-	-	-	-	-	*	*
Lentils	-	-	-	-	-	-	-	-	-
Vetch/Grass peas	-	-	-	-	-	-	-	-	-
Soya beans	-	-	-	-	-	-	-	-	-
Fenugreek	-	-	-	-	-	-	-	-	-
Gibto	-	-	-	-	-	-	-	-	-
Oilseeds	-	-	-	*	*	-	-	-	-
Neug	-	-	-	-	-	-	-	-	-
Linseed	-	-	-	-	-	-	-	-	-
Groundnuts	-	-	-	-	-	-	-	-	-
Safflower	-	-	-	-	-	-	-	-	-
Sesame	-	-	-	-	-	-	-	-	-
Rapeseed	-	-	-	*	*	-	-	-	-
Vegetables	*	*	-	-	-	*	*	-	-
Lettuce	-	-	-	-	-	-	-	-	-
Head cabbage	-	-	-	-	-	-	-	-	-
Ethiopian cabbage	*	*	-	-	-	*	*	-	-
Tomatoes	-	-	-	-	-	-	-	-	-
Green peppers	-	-	-	-	-	*	*	-	-
Red peppers	-	-	-	-	-	-	-	-	-
Swiss chard	-	-	-	-	-	-	-	-	-
Root crops	*	*	-	-	-	-	-	*	*
Beetroot	-	-	-	-	-	-	-	-	-
Carrot	-	-	-	-	-	-	-	-	-
Onion	-	-	-	-	-	-	-	-	-
Potatoes	-	-	-	-	-	-	-	-	-
Garlic	-	-	-	-	-	-	-	-	-
Taro 'Godere'	-	-	-	-	-	-	-	-	-
Sweet potatoes	*	*	-	-	-	-	-	*	*
Other Temporary	-	-	-	-	-	-	-	-	-
Permanent crops	10,774	*	-	-	-	902	*	*	*
Avocado	*	*	-	-	-	-	-	-	-
Bananas	-	-	-	-	-	*	*	-	-
Guava	-	-	-	-	-	-	-	-	-
Lemons	-	-	-	-	-	-	-	-	-
Mangoes	-	-	-	-	-	-	-	-	-
Oranges	-	-	-	-	-	-	-	-	-
Papayas	*	*	-	-	-	-	-	-	-
Pineapples	-	-	-	-	-	-	-	-	-
Chat	-	-	-	-	-	-	-	-	-
Coffee	9,673	*	-	-	-	*	*	-	-
Hops / 'Geshe'	-	-	-	-	-	-	-	-	-
Enset	*	*	-	-	-	616	*	*	*
Sugar cane	*	*	-	-	-	*	*	-	-
Other permanent	-	-	-	-	-	*	*	-	-

Table 1.4.13 Number of Holders, Inputs Applied Area and Quantity of Inputs used
South West Shewa

Crop type	All CROP Area (HA)	All Fertilizers		Natural		DAP		
		Hectare	Quintal	Holder	Hectare	Holder	Hectare	Quintal
All	264,829	179,474	175,564	152,945	27,424	35,360	18,794	14,939
Cereals	190,825	158,764	166,631	105,153	14,798	29,951	14,726	10,798
Teff	117,282	97,387	99,539	10,666	2,162	10,876	*	2,990
Barley	13,497	11,653	10,966	15,047	1,353	13,012	*	*
Wheat	39,656	36,770	53,095	10,809	962	12,477	2,237	2,197
Maize	14,741	11,774	2,843	90,853	9,357	2,400	184	163
Sorghum	5,464	1,074	*	11,521	945	*	*	*
Finger millet	*	*	*	*	*	*	*	*
Oats / 'Aja'	140	*	64	*	*	*	*	*
Rice	-	-	-	-	-	-	-	-
Pulses	48,447	8,035	5,602	37,731	2,322	12,708	*	*
Horse / Faba beans	7,463	3,773	1,976	31,915	1,871	8,051	*	*
Field Peas	4,325	3,037	*	3,511	139	*	*	*
Haricot beans	*	201	*	6,827	117	*	*	*
Chick peas	21,598	203	*	1,118	99	*	*	*
Lentils	1,446	372	170	*	*	1,120	*	*
Vetch / Grass peas	10,925	255	*	948	30	*	*	-
Soya beans	*	-	-	-	-	-	-	-
Fenugreek	549	*	*	1,534	*	*	*	*
Gibto	-	-	-	-	-	-	-	-
Oilseeds	12,342	733	505	16,668	404	*	*	*
Neug	8,290	*	-	1,191	*	-	-	-
Linseed	3,682	*	*	*	*	*	*	*
Groundnuts	-	-	-	-	-	-	-	-
Safflower	*	*	*	*	*	-	-	-
Sesame	*	*	*	-	-	-	-	-
Rapeseed	281	229	*	15,076	193	*	*	*
Vegetables	*	*	*	98,666	569	1,391	10	*
Lettuce	*	*	*	*	*	*	*	*
Head cabbage	24	21	*	10,308	18	*	*	*
Ethiopian cabbage	462	442	*	84,089	429	*	*	*
Tomatoes	*	*	*	*	*	*	*	*
Green peppers	132	120	*	42,714	117	*	*	*
Red peppers	*	*	*	*	*	*	*	*
Swiss chard	4	3	*	3,859	3	*	*	*
Root crops	670	596	508	58,058	333	3,110	*	*
Beetroot	25	23	*	10,998	21	*	*	*
Carrot	6	6	*	6,201	5	*	*	*
Onion	*	*	*	12,944	57	*	*	*
Potatoes	158	142	*	10,039	84	*	*	*
Garlic	176	166	*	37,363	113	2,141	10	22
Taro 'Godere'	*	*	-	*	*	-	-	-
Sweet potatoes	*	*	*	*	*	-	-	-
Other Temporary	358	339	*	41,207	288	*	*	*
Permanent crops	9,746	8,741	*	99,996	8,710	*	*	*
Avocado	*	*	-	*	*	-	-	-
Bananas	*	*	-	9,785	*	-	-	-
Guava	*	*	-	*	*	-	-	-
Lemons	*	*	-	*	*	-	-	-
Mangoes	*	*	-	*	*	-	-	-
Oranges	*	*	-	*	*	-	-	-
Papayas	*	*	-	*	*	-	-	-
Pineapples	-	-	-	-	-	-	-	-
Chat	1,858	1,217	*	25,796	1,195	-	-	-
Coffee	154	136	-	15,020	135	-	-	-
Hops / 'Gescho'	263	197	*	38,672	189	*	*	*
Enset	7,299	7,041	-	86,718	7,041	-	-	-
Sugar cane	59	56	-	10,282	56	-	-	-
Other permanent	*	*	-	8,430	*	-	-	-

(Table1.4.13 Cont'd.)

South West Shewa

Crop type	UREA			UREA + DAP			INDIGENOUS SEED		
	Holder	Hectare	Quintal	Holder	Hectare	Quintal	Holder	Hectare	Quintal
All	7,991	2,534	1,443	124,821	130,722	159,181	183,287	260,738	211,569
Cereals	6,446	2,338	1,311	121,030	126,901	154,522	176,063	187,303	154,775
Teff	3,694	1,873	947	99,437	86,886	95,602	134,896	117,056	63,560
Barley	*	*	*	19,472	4,509	5,546	50,460	13,003	21,692
Wheat	1,840	420	310	83,911	33,150	50,588	113,520	38,556	59,658
Maize	*	*	*	12,083	2,218	2,667	112,196	13,037	8,228
Sorghum	-	-	-	*	*	*	34,721	5,464	1,400
Finger millet	-	-	-	*	*	*	736	*	*
Oats / 'Aja'	-	-	-	*	*	*	2,249	140	176
Rice	-	-	-	-	-	-	-	-	-
Pulses	*	*	*	11,334	1,713	1,679	121,634	47,954	53,089
Horse/Faba beans	*	*	*	4,827	573	783	73,343	7,340	11,821
Field Peas	*	*	*	3,711	561	500	21,370	4,317	6,669
Haricot beans	-	-	-	*	*	*	17,001	*	*
Chick peas	-	-	-	-	-	-	55,700	21,251	21,578
Lentils	*	*	*	2,112	214	130	16,212	1,432	863
Vetch / Grass peas	-	-	-	*	*	*	48,321	10,925	10,159
Soya beans	-	-	-	-	-	-	*	*	*
Fenugreek	*	*	*	1,481	*	*	9,650	549	260
Gibto	-	-	-	-	-	-	-	-	-
Oilseeds	*	*	*	3,426	*	484	56,976	12,336	3,663
Neug	-	-	-	-	-	-	26,314	8,290	*
Linseed	-	-	-	*	*	*	17,438	3,682	1,937
Groundnuts	-	-	-	-	-	-	-	-	-
Safflower	-	-	-	*	*	*	*	*	*
Sesame	-	-	-	*	*	*	*	*	*
Rapeseed	*	*	*	1,504	*	*	19,255	276	54
Vegetables	*	*	*	*	*	*	108,926	*	*
Lettuce	-	-	-	-	-	-	1,173	*	-
Head cabbage	-	-	-	*	*	*	10,900	21	-
Ethiopian cabbage	-	-	-	*	*	*	88,387	460	*
Tomatoes	-	-	-	*	*	*	*	*	-
Green peppers	*	*	*	*	*	*	46,334	132	-
Red peppers	*	*	*	*	*	*	*	*	-
Swiss chard	-	-	-	-	-	-	3,162	3	-
Root crops	*	*	*	5,151	205	382	67,955	663	*
Beetroot	-	-	-	*	*	*	10,352	22	-
Carrot	-	-	-	-	-	-	5,144	5	-
Onion	-	-	-	*	*	*	16,347	*	-
Potatoes	-	-	-	*	*	*	12,613	156	-
Garlic	*	*	*	1,547	*	*	44,387	176	*
Taro 'Godere'	-	-	-	-	-	-	*	*	-
Sweet potatoes	-	-	-	*	*	*	*	*	-
Other Temporary	-	-	-	-	-	-	45,125	358	*
Permanent crops	-	-	-	*	*	*	104,057	9,690	-
Avocado	-	-	-	-	-	-	*	*	-
Bananas	-	-	-	-	-	-	10,542	*	-
Guava	-	-	-	-	-	-	*	*	-
Lemons	-	-	-	-	-	-	*	*	-
Mangoes	-	-	-	-	-	-	2,130	*	-
Oranges	-	-	-	-	-	-	*	*	-
Papayas	-	-	-	-	-	-	*	*	-
Pineapples	-	-	-	-	-	-	-	-	-
Chat	-	-	-	*	*	*	31,560	1,857	-
Coffee	-	-	-	*	*	-	14,351	144	-
Hops / 'Geshe'	-	-	-	*	*	*	47,639	262	-
Enset	-	-	-	-	-	-	90,018	7,256	-
Sugar cane	-	-	-	-	-	-	11,849	59	-
Other permanent	-	-	-	-	-	-	9,945	*	-

(Table1.4.13 Cont'd.)

South West Shewa									
Crop type	Improved seed			Pesticide		Irrigation		Extension package	
	Holder	Hectare	Quintal	Holder	Hectare	Holder	Hectare	Holder	Hectare
All	19,499	4,046	3,197	113,917	99,692	23,416	1,028	50,957	41,428
Cereals	12,726	3,523	2,648	112,765	97,428	2,064	*	49,244	39,228
Teff	*	*	*	87,414	62,140	*	*	25,870	21,379
Barley	*	*	*	16,995	3,349	*	*	2,424	*
Wheat	3,182	1,100	*	83,115	29,928	-	-	32,243	13,808
Maize	7,954	1,703	*	4,427	*	*	*	17,673	3,096
Sorghum	-	-	-	*	*	*	*	1,327	*
Finger millet	-	-	-	-	-	-	-	-	-
Oats / 'Aja'	-	-	-	922	*	-	-	-	-
Rice	-	-	-	-	-	-	-	-	-
Pulses	2,034	492	549	*	*	929	*	*	*
Horse / Faba beans	746	*	*	-	-	*	*	-	-
Field Peas	*	*	-	*	*	*	*	*	568
Haricot beans	-	-	-	-	-	*	*	*	*
Chick peas	*	*	*	-	-	-	-	*	*
Lentils	*	*	-	-	-	-	-	*	*
Vetch/Grass peas	-	-	-	*	*	-	-	-	-
Soya beans	-	-	-	-	-	-	-	-	-
Fenugreek	-	-	-	-	-	*	*	-	-
Gibto	*	-	-	-	-	-	-	-	-
Oilseeds	*	*	-	8,061	1,991	756	*	1,725	84
Neug	-	-	-	-	-	*	*	*	*
Linseed	-	-	-	8,061	1,991	-	-	*	*
Groundnuts	-	-	-	-	-	-	-	-	-
Safflower	*	*	-	-	-	-	-	-	-
Sesame	-	-	-	-	-	-	-	-	-
Rapeseed	*	*	-	-	-	*	*	*	*
Vegetables	*	7	-	*	*	17,742	135	*	*
Lettuce	*	*	-	-	-	*	*	-	-
Head cabbage	*	*	-	*	*	5,462	*	-	-
Ethiopian cabbage	*	*	-	*	*	12,462	*	-	-
Tomatoes	*	*	-	-	-	*	*	*	*
Green peppers	*	*	-	*	*	12,214	47	-	-
Red peppers	-	-	-	*	*	-	-	-	-
Swiss chard	*	1	-	*	*	*	*	-	-
Root crops	*	*	-	*	*	12,408	*	785	*
Beetroot	*	*	-	*	*	4,304	7	-	-
Carrot	*	*	-	*	*	*	1	-	-
Onion	*	*	-	-	-	5,409	*	*	*
Potatoes	-	-	-	*	*	*	*	*	*
Garlic	-	-	-	*	*	4,716	15	-	-
Taro 'Godere'	-	-	-	-	-	-	-	-	-
Sweet potatoes	-	-	-	-	-	*	*	-	-
Other Temporary	*	*	-	-	-	1,699	*	*	*
Permanent crops	3,133	13	-	1,341	*	15,926	*	*	*
Avocado	*	*	-	-	-	*	*	-	-
Bananas	*	*	-	*	*	*	*	-	-
Guava	*	*	-	-	-	*	*	-	-
Lemons	-	-	-	-	-	*	*	-	-
Mangoes	-	-	-	-	-	-	-	-	-
Oranges	-	-	-	-	-	*	*	-	-
Papayas	-	-	-	*	*	-	-	-	-
Pineapples	-	-	-	-	-	-	-	-	-
Chat	*	*	-	-	-	7,274	*	-	-
Coffee	*	*	-	-	-	*	*	-	-
Hops / 'Geshe'	*	*	-	1,138	*	7,050	36	-	-
Enset	-	-	-	-	-	4,932	*	*	*
Sugar cane	-	-	-	-	-	4,830	*	-	-
Other permanent	*	*	-	-	-	1,705	*	-	-

Table 1.4.14 Number of Holders, Inputs Applied Area and Quantity of Inputs used

Guji Zone

Crop type	All CROP Area (HA)	All Fertilizers		Natural		DAP		
		Hectare	Quintal	Holder	Hectare	Holder	Hectare	Quintal
All	134,983	29,216	5,588	86,503	21,857	11,655	6,168	4,316
Cereals	82,937	17,993	5,072	43,866	11,014	11,208	5,822	3,954
Teff	13,233	*	*	-	-	*	*	*
Barley	26,233	11,335	*	22,162	7,772	*	*	*
Wheat	12,377	2,217	1,277	4,869	793	*	*	*
Maize	30,979	3,500	968	30,820	2,424	1,996	752	550
Sorghum	*	-	-	-	-	-	-	-
Finger millet	*	*	-	*	*	-	-	-
Oats / 'Aja'	-	-	-	-	-	-	-	-
Rice	*	-	-	-	-	-	-	-
Pulses	10,725	2,036	442	24,996	1,770	1,349	*	*
Horse / Faba beans	2,783	948	*	15,067	879	*	*	*
Field Peas	4,865	898	*	7,928	725	*	*	*
Haricot beans	3,015	176	*	4,932	151	*	*	*
Chick peas	*	*	-	*	*	-	-	-
Lentils	*	-	-	-	-	-	-	-
Vetch / Grass peas	*	-	-	-	-	-	-	-
Soya beans	*	*	-	*	*	-	-	-
Fenugreek	-	-	-	-	-	-	-	-
Gibto	-	-	-	-	-	-	-	-
Oilseeds	96	*	-	*	*	-	-	-
Neug	-	-	-	-	-	-	-	-
Linseed	*	*	-	*	*	-	-	-
Groundnuts	*	*	-	*	*	-	-	-
Safflower	*	-	-	-	-	-	-	-
Sesame	-	-	-	-	-	-	-	-
Rapeseed	*	-	-	-	-	-	-	-
Vegetables	1,617	878	-	57,619	878	-	-	-
Lettuce	-	-	-	-	-	-	-	-
Head cabbage	*	*	-	*	*	-	-	-
Ethiopian cabbage	1,438	801	-	55,617	801	-	-	-
Tomatoes	*	*	-	*	*	-	-	-
Green peppers	75	*	-	4,470	*	-	-	-
Red peppers	64	*	-	*	*	-	-	-
Swiss chard	-	-	-	-	-	-	-	-
Root crops	708	173	-	11,637	173	-	-	-
Beetroot	*	*	-	805	*	-	-	-
Carrot	*	*	-	*	*	-	-	-
Onion	99	*	-	6,252	*	-	-	-
Potatoes	248	*	-	1,926	*	-	-	-
Garlic	16	*	-	1,184	*	-	-	-
Taro 'Godere'	*	*	-	*	*	-	-	-
Sweet potatoes	333	20	-	*	20	-	-	-
Other Temporary	284	156	-	19,121	156	-	-	-
Permanent crops	38,616	7,961	*	59,250	7,848	*	*	*
Avocado	*	*	-	*	*	-	-	-
Bananas	847	*	-	4,471	*	-	-	-
Guava	*	*	-	*	*	-	-	-
Lemons	*	-	-	-	-	-	-	-
Mangoes	-	-	-	-	-	-	-	-
Oranges	*	-	-	-	-	-	-	-
Papayas	*	*	-	*	*	-	-	-
Pineapples	-	-	-	-	-	-	-	-
Chat	321	*	-	3,196	*	-	-	-
Coffee	11,310	*	-	13,200	*	*	*	-
Hops / 'Gescho'	*	*	*	*	*	*	*	*
Enset	24,274	5,456	*	55,683	5,378	*	*	*
Sugar cane	1,360	*	-	5,310	*	-	-	-
Other permanent	40	*	-	*	*	-	-	-

(Table 1.4.14 Cont'd.)

Guji Zone

Crop type	UREA			UREA + DAP			INDIGENOUS SEED		
	Holder	Hectare	Quintal	Holder	Hectare	Quintal	Holder	Hectare	Quintal
All	*	*	*	*	*	*	180,324	133,003	67,720
Cereals	*	*	*	*	*	*	159,869	81,677	60,230
Teff	-	-	-	-	-	-	37,400	13,233	4,937
Barley	*	*	*	-	-	-	73,805	25,935	26,040
Wheat	*	*	*	*	*	*	40,780	12,377	16,692
Maize	*	*	*	*	*	*	128,569	30,017	12,528
Sorghum	-	-	-	-	-	-	*	*	*
Finger millet	-	-	-	-	-	-	*	*	*
Oats / 'Aja'	-	-	-	-	-	-	-	-	-
Rice	-	-	-	-	-	-	*	*	*
Pulses	*	*	*	-	-	-	80,105	10,644	7,475
Horse/Faba beans	-	-	-	-	-	-	37,186	2,759	2,305
Field Peas	*	*	*	-	-	-	25,390	4,814	4,078
Haricot beans	-	-	-	-	-	-	33,680	3,009	1,043
Chick peas	-	-	-	-	-	-	1,439	*	*
Lentils	-	-	-	-	-	-	*	*	*
Vetch / Grass peas	-	-	-	-	-	-	*	*	-
Soya beans	-	-	-	-	-	-	*	*	-
Fenugreek	-	-	-	-	-	-	-	-	-
Gibto	-	-	-	-	-	-	-	-	-
Oilseeds	-	-	-	-	-	-	4,506	96	*
Neug	-	-	-	-	-	-	-	-	-
Linseed	-	-	-	-	-	-	1,935	*	*
Groundnuts	-	-	-	-	-	-	*	*	-
Safflower	-	-	-	-	-	-	*	*	*
Sesame	-	-	-	-	-	-	-	-	-
Rapeseed	-	-	-	-	-	-	*	*	*
Vegetables	-	-	-	-	-	-	94,644	1,613	-
Lettuce	-	-	-	-	-	-	-	-	-
Head cabbage	-	-	-	-	-	-	*	*	-
Ethiopian cabbage	-	-	-	-	-	-	91,065	1,435	-
Tomatoes	-	-	-	-	-	-	*	*	-
Green peppers	-	-	-	-	-	-	11,175	75	-
Red peppers	-	-	-	-	-	-	3,400	64	-
Swiss chard	-	-	-	-	-	-	-	-	-
Root crops	-	-	-	-	-	-	32,518	708	*
Beetroot	-	-	-	-	-	-	1,025	*	-
Carrot	-	-	-	-	-	-	*	*	-
Onion	-	-	-	-	-	-	9,969	99	-
Potatoes	-	-	-	-	-	-	8,221	248	-
Garlic	-	-	-	-	-	-	2,673	16	*
Taro 'Godere'	-	-	-	-	-	-	*	*	-
Sweet potatoes	-	-	-	-	-	-	13,983	333	-
Other Temporary	-	-	-	-	-	-	32,868	284	-
Permanent crops	-	-	-	-	-	-	145,024	37,981	*
Avocado	-	-	-	-	-	-	8,156	*	-
Bananas	-	-	-	-	-	-	29,296	847	-
Guava	-	-	-	-	-	-	*	*	-
Lemons	-	-	-	-	-	-	*	*	-
Mangoes	-	-	-	-	-	-	-	-	-
Oranges	-	-	-	-	-	-	*	*	-
Papayas	-	-	-	-	-	-	1,338	*	-
Pineapples	-	-	-	-	-	-	-	-	-
Chat	-	-	-	-	-	-	8,918	321	-
Coffee	-	-	-	-	-	-	57,966	10,675	-
Hops / 'Geshe'	-	-	-	-	-	-	6,700	*	-
Enset	-	-	-	-	-	-	134,756	24,274	-
Sugar cane	-	-	-	-	-	-	25,060	1,360	-
Other permanent	-	-	-	-	-	-	3,814	40	*

(Table 1.4.14 Cont'd.)

Guji Zone

[illegible]

Table1.5 Number of Holders, Inputs Applied Area and Quantity of Inputs used
Somali Region

Crop type	All CROP Area (HA)	All Fertilizers		Natural		DAP		
		Hectare	Quintal	Holder	Hectare	Holder	Hectare	Quintal
All	81,240	8,485	*	20,352	7,836	*	*	*
Cereals	69,900	6,456	*	17,962	5,927	*	*	*
Teff	*	-	-	-	-	-	-	-
Barley	5,706	*	*	*	*	-	-	-
Wheat	16,030	2,342	*	8,642	2,023	-	-	-
Maize	25,660	1,476	*	11,368	1,388	*	*	*
Sorghum	21,994	1,429	*	7,141	1,353	-	-	-
Finger millet	-	-	-	-	-	-	-	-
Oats / 'Aja'	490	*	-	*	*	-	-	-
Rice	-	-	-	-	-	-	-	-
Pulses	1,926	208	*	4,177	187	-	-	-
Horse / Faba beans	*	*	-	*	*	-	-	-
Field Peas	100	*	-	*	*	-	-	-
Haricot beans	1,154	180	*	3,714	159	-	-	-
Chick peas	*	*	-	9	*	-	-	-
Lentils	170	*	-	*	*	-	-	-
Vetch / Grass peas	-	-	-	-	-	-	-	-
Soya beans	*	*	-	*	*	-	-	-
Fenugreek	130	*	-	*	*	-	-	-
Gibto	*	-	-	-	-	-	-	-
Oilseeds	304	*	-	408	*	-	-	-
Neug	-	-	-	-	-	-	-	-
Linseed	265	*	-	*	*	-	-	-
Groundnuts	*	*	-	*	*	-	-	-
Safflower	-	-	-	-	-	-	-	-
Sesame	*	*	-	15	*	-	-	-
Rapeseed	*	*	-	*	*	-	-	-
Vegetables	54	7	*	*	6	18	1	*
Lettuce	-	-	-	-	-	-	-	-
Head cabbage	-	-	-	-	-	-	-	-
Ethiopian cabbage	*	*	-	*	*	-	-	-
Tomatoes	45	4	*	*	4	9	*	*
Green peppers	6	3	*	23	2	9	1	*
Red peppers	*	*	-	18	*	-	-	-
Swiss chard	-	-	-	-	-	-	-	-
Root crops	1,156	347	*	4,565	329	-	-	-
Beetroot	*	-	-	-	-	-	-	-
Carrot	-	-	-	-	-	-	-	-
Onion	*	*	*	*	*	-	-	-
Potatoes	30	*	-	*	*	-	-	-
Garlic	357	*	-	*	*	-	-	-
Taro 'Godere'	-	-	-	-	-	-	-	-
Sweet potatoes	608	*	*	1,855	146	-	-	-
Other Temporary	*	*	*	2,250	22	-	-	-
Permanent crops	7,618	1,414	*	10,659	1,360	*	*	*
Avocado	*	*	-	9	*	-	-	-
Bananas	85	18	-	243	18	-	-	-
Guava	9	*	-	*	*	-	-	-
Lemons	78	15	-	432	15	-	-	-
Mangoes	57	6	-	266	6	-	-	-
Oranges	88	18	-	327	18	-	-	-
Papayas	14	*	-	382	*	-	-	-
Pineapples	-	-	-	-	-	-	-	-
Chat	7,208	1,345	*	9,880	1,292	*	*	*
Coffee	*	2	-	62	2	-	-	-
Hops / 'Geshe'	-	-	-	-	-	-	-	-
Enset	*	-	-	-	-	-	-	-
Sugar cane	3	*	-	18	*	-	-	-
Other permanent	24	3	-	242	3	-	-	-

(Table1.5 Cont'd.)

Somali Region

Crop type	UREA			UREA + DAP			INDIGENOUS SEED		
	Holder	Hectare	Quintal	Holder	Hectare	Quintal	Holder	Hectare	Quintal
All	*	*	*	*	*	*	85,785	80,295	37,621
Cereals	*	*	*	*	*	*	84,199	69,226	36,552
Teff	-	-	-	-	-	-	*	*	-
Barley	*	*	*	-	-	-	23,559	5,680	5,660
Wheat	*	*	*	*	*	*	40,498	15,734	15,099
Maize	*	*	*	*	*	*	70,247	25,424	8,159
Sorghum	*	*	*	-	-	-	51,790	21,877	7,071
Finger millet	-	-	-	-	-	-	-	-	-
Oats / 'Aja'	-	-	-	-	-	-	5,548	490	564
Rice	-	-	-	-	-	-	-	-	-
Pulses	*	*	*	*	*	*	21,863	1,872	872
Horse/Faba beans	-	-	-	-	-	-	*	*	*
Field Peas	-	-	-	-	-	-	1,820	98	*
Haricot beans	*	*	*	*	*	*	16,226	1,105	547
Chick peas	-	-	-	-	-	-	2,554	*	*
Lentils	-	-	-	-	-	-	2,669	170	*
Vetch / Grass peas	-	-	-	-	-	-	-	-	-
Soya beans	-	-	-	-	-	-	*	*	*
Fenugreek	-	-	-	-	-	-	2,215	126	28
Gibto	-	-	-	-	-	-	*	*	-
Oilseeds	-	-	-	-	-	-	4,926	304	50
Neug	-	-	-	-	-	-	-	-	-
Linseed	-	-	-	-	-	-	4,386	265	42
Groundnuts	-	-	-	-	-	-	*	*	*
Safflower	-	-	-	-	-	-	-	-	-
Sesame	-	-	-	-	-	-	236	*	*
Rapeseed	-	-	-	-	-	-	*	*	*
Vegetables	-	-	-	-	-	-	2,494	47	*
Lettuce	-	-	-	-	-	-	-	-	-
Head cabbage	-	-	-	-	-	-	-	-	-
Ethiopian cabbage	-	-	-	-	-	-	*	*	*
Tomatoes	-	-	-	-	-	-	2,072	39	*
Green peppers	-	-	-	-	-	-	302	6	-
Red peppers	-	-	-	-	-	-	27	*	-
Swiss chard	-	-	-	-	-	-	-	-	-
Root crops	27	*	*	*	*	*	13,769	1,153	*
Beetroot	-	-	-	-	-	-	*	*	-
Carrot	-	-	-	-	-	-	-	-	-
Onion	27	*	*	-	-	-	3,985	*	*
Potatoes	-	-	-	-	-	-	921	30	-
Garlic	-	-	-	-	-	-	6,623	357	*
Taro 'Godere'	-	-	-	-	-	-	-	-	-
Sweet potatoes	-	-	-	*	*	*	6,722	608	-
Other Temporary	-	-	-	*	*	*	5,054	*	*
Permanent crops	*	*	*	*	*	*	37,824	7,410	-
Avocado	-	-	-	-	-	-	9	*	-
Bananas	-	-	-	-	-	-	1,091	85	-
Guava	-	-	-	-	-	-	1,190	9	-
Lemons	-	-	-	-	-	-	1,871	76	-
Mangoes	-	-	-	-	-	-	2,046	55	-
Oranges	-	-	-	-	-	-	1,146	84	-
Papayas	-	-	-	-	-	-	1,534	14	-
Pineapples	-	-	-	-	-	-	-	-	-
Chat	*	*	*	*	*	*	34,513	7,009	-
Coffee	-	-	-	-	-	-	551	*	-
Hops / 'Geshe'	-	-	-	-	-	-	-	-	-
Enset	-	-	-	-	-	-	9	*	-
Sugar cane	-	-	-	-	-	-	*	3	-
Other permanent	-	-	-	-	-	-	1,055	24	-

(Table1.5 Cont'd.)

Somali Region

Crop type	Improved seed			Pesticide		Irrigation		Extension package	
	Holder	Hectare	Quintal	Holder	Hectare	Holder	Hectare	Holder	Hectare
All	2,503	762	*	330	*	6,913	2,268	*	*
Cereals	1,738	674	*	*	*	5,530	1,510	*	*
Teff	-	-	-	-	-	-	-	-	-
Barley	*	*	-	-	-	-	-	-	-
Wheat	*	*	*	-	-	*	*	*	*
Maize	1,054	235	39	*	*	4,302	903	*	*
Sorghum	*	*	*	-	-	2,195	563	*	*
Finger millet	-	-	-	-	-	-	-	-	-
Oats / 'Aja'	-	-	-	-	-	*	*	-	-
Rice	-	-	-	-	-	-	-	-	-
Pulses	*	*	-	-	-	1,520	*	*	*
Horse / Faba beans	-	-	-	-	-	-	-	-	-
Field Peas	*	*	-	-	-	-	-	-	-
Haricot beans	*	*	-	-	-	1,465	*	*	*
Chick peas	-	-	-	-	-	9	*	*	*
Lentils	-	-	-	-	-	46	1	-	-
Vetch/Grass peas	-	-	-	-	-	-	-	-	-
Soya beans	-	-	-	-	-	-	-	-	-
Fenugreek	*	*	-	-	-	-	-	-	-
Gibto	-	-	-	-	-	-	-	-	-
Oilseeds	-	-	-	-	-	55	1	-	-
Neug	-	-	-	-	-	-	-	-	-
Linseed	-	-	-	-	-	-	-	-	-
Groundnuts	-	-	-	-	-	*	*	-	-
Safflower	-	-	-	-	-	-	-	-	-
Sesame	-	-	-	-	-	47	*	-	-
Rapeseed	-	-	-	-	-	-	-	-	-
Vegetables	190	6	-	*	*	659	23	130	2
Lettuce	-	-	-	-	-	-	-	-	-
Head cabbage	-	-	-	-	-	-	-	-	-
Ethiopian cabbage	-	-	-	-	-	*	*	-	-
Tomatoes	153	6	-	*	*	535	17	130	2
Green peppers	47	1	-	-	-	225	6	-	-
Red peppers	-	-	-	-	-	27	*	-	-
Swiss chard	-	-	-	-	-	-	-	-	-
Root crops	115	3	-	-	-	842	49	104	1
Beetroot	17	*	-	-	-	*	*	-	-
Carrot	-	-	-	-	-	-	-	-	-
Onion	107	3	-	-	-	465	*	104	1
Potatoes	-	-	-	-	-	*	*	-	-
Garlic	-	-	-	-	-	*	*	-	-
Taro 'Godere'	-	-	-	-	-	-	-	-	-
Sweet potatoes	-	-	-	-	-	317	15	-	-
Other Temporary	*	*	-	-	-	*	*	-	-
Permanent crops	300	25	-	*	*	3,989	542	-	-
Avocado	-	-	-	-	-	9	*	-	-
Bananas	*	*	-	-	-	899	75	-	-
Guava	9	*	-	-	-	242	*	-	-
Lemons	27	2	-	9	*	1,794	72	-	-
Mangoes	63	2	-	*	*	1,310	34	-	-
Oranges	26	4	-	9	2	1,124	86	-	-
Papayas	-	-	-	-	-	577	12	-	-
Pineapples	-	-	-	-	-	-	-	-	-
Chat	*	*	-	*	*	1,903	218	-	-
Coffee	-	-	-	-	-	357	15	-	-
Hops / 'Geshe'	-	-	-	-	-	-	-	-	-
Enset	-	-	-	-	-	9	*	-	-
Sugar cane	-	-	-	-	-	53	2	-	-
Other permanent	-	-	-	9	*	973	21	-	-

Table1.5.1 Number of Holders, Inputs Applied Area and Quantity of Inputs used
Shinele Zone

Crop type	All CROP Area (HA)	All Fertilizers		Natural		DAP		
		Hectare	Quintal	Holder	Hectare	Holder	Hectare	Quintal
All	1,530	296	1	1,019	295	18	1	*
Cereals	1,094	209	-	790	209	-	-	-
Teff	-	-	-	-	-	-	-	-
Barley	-	-	-	-	-	-	-	-
Wheat	-	-	-	-	-	-	-	-
Maize	129	26	-	375	26	-	-	-
Sorghum	966	183	-	693	183	-	-	-
Finger millet	-	-	-	-	-	-	-	-
Oats / 'Aja'	-	-	-	-	-	-	-	-
Rice	-	-	-	-	-	-	-	-
Pulses	2	*	-	18	*	-	-	-
Horse / Faba beans	-	-	-	-	-	-	-	-
Field Peas	-	-	-	-	-	-	-	-
Haricot beans	*	-	-	-	-	-	-	-
Chick peas	*	*	-	9	*	-	-	-
Lentils	1	*	-	9	*	-	-	-
Vetch / Grass peas	-	-	-	-	-	-	-	-
Soya beans	-	-	-	-	-	-	-	-
Fenugreek	-	-	-	-	-	-	-	-
Gibto	-	-	-	-	-	-	-	-
Oilseeds	3	*	-	23	*	-	-	-
Neug	-	-	-	-	-	-	-	-
Linseed	-	-	-	-	-	-	-	-
Groundnuts	*	*	-	*	*	-	-	-
Safflower	-	-	-	-	-	-	-	-
Sesame	3	*	-	15	*	-	-	-
Rapeseed	-	-	-	-	-	-	-	-
Vegetables	13	6	*	94	5	18	1	*
Lettuce	-	-	-	-	-	-	-	-
Head cabbage	-	-	-	-	-	-	-	-
Ethiopian cabbage	-	-	-	-	-	-	-	-
Tomatoes	7	3	*	76	3	9	*	*
Green peppers	5	3	*	23	2	9	1	*
Red peppers	*	*	-	18	*	-	-	-
Swiss chard	-	-	-	-	-	-	-	-
Root crops	13	4	*	86	4	-	-	-
Beetroot	*	-	-	-	-	-	-	-
Carrot	-	-	-	-	-	-	-	-
Onion	4	1	*	36	*	-	-	-
Potatoes	-	-	-	-	-	-	-	-
Garlic	*	-	-	-	-	-	-	-
Taro 'Godere'	-	-	-	-	-	-	-	-
Sweet potatoes	9	3	-	59	3	-	-	-
Other Temporary	*	-	-	-	-	-	-	-
Permanent crops	405	76	-	705	76	-	-	-
Avocado	*	*	-	9	*	-	-	-
Bananas	56	13	-	167	13	-	-	-
Guava	2	1	-	27	1	-	-	-
Lemons	69	15	-	432	15	-	-	-
Mangoes	30	5	-	154	5	-	-	-
Oranges	88	18	-	327	18	-	-	-
Papayas	2	1	-	54	1	-	-	-
Pineapples	-	-	-	-	-	-	-	-
Chat	127	18	-	254	18	-	-	-
Coffee	6	2	-	62	2	-	-	-
Hops / 'Geshe'	-	-	-	-	-	-	-	-
Enset	*	-	-	-	-	-	-	-
Sugar cane	2	*	-	18	*	-	-	-
Other permanent	23	3	-	242	3	-	-	-

(Table 1.5.1 Cont'd.)

Shinele Zone

Crop type	UREA			UREA + DAP			INDIGENOUS SEED		
	Holder	Hectare	Quintal	Holder	Hectare	Quintal	Holder	Hectare	Quintal
All	27	*	*	-	-	-	3,260	1,446	228
Cereals	-	-	-	-	-	-	2,951	1,026	228
Teff	-	-	-	-	-	-	-	-	-
Barley	-	-	-	-	-	-	-	-	-
Wheat	-	-	-	-	-	-	-	-	-
Maize	-	-	-	-	-	-	817	75	20
Sorghum	-	-	-	-	-	-	2,818	951	208
Finger millet	-	-	-	-	-	-	-	-	-
Oats / ‘Aja’	-	-	-	-	-	-	-	-	-
Rice	-	-	-	-	-	-	-	-	-
Pulses	-	-	-	-	-	-	64	2	*
Horse/Faba beans	-	-	-	-	-	-	-	-	-
Field Peas	-	-	-	-	-	-	-	-	-
Haricot beans	-	-	-	-	-	-	9	*	*
Chick peas	-	-	-	-	-	-	18	*	-
Lentils	-	-	-	-	-	-	46	1	-
Vetch / Grass peas	-	-	-	-	-	-	-	-	-
Soya beans	-	-	-	-	-	-	-	-	-
Fenugreek	-	-	-	-	-	-	-	-	-
Gibto	-	-	-	-	-	-	-	-	-
Oilseeds	-	-	-	-	-	-	124	3	*
Neug	-	-	-	-	-	-	-	-	-
Linseed	-	-	-	-	-	-	-	-	-
Groundnuts	-	-	-	-	-	-	*	*	-
Safflower	-	-	-	-	-	-	-	-	-
Sesame	-	-	-	-	-	-	116	3	*
Rapeseed	-	-	-	-	-	-	-	-	-
Vegetables	-	-	-	-	-	-	286	9	-
Lettuce	-	-	-	-	-	-	-	-	-
Head cabbage	-	-	-	-	-	-	-	-	-
Ethiopian cabbage	-	-	-	-	-	-	-	-	-
Tomatoes	-	-	-	-	-	-	191	4	-
Green peppers	-	-	-	-	-	-	145	5	-
Red peppers	-	-	-	-	-	-	27	*	-
Swiss chard	-	-	-	-	-	-	-	-	-
Root crops	27	*	*	-	-	-	263	10	-
Beetroot	-	-	-	-	-	-	-	-	-
Carrot	-	-	-	-	-	-	-	-	-
Onion	27	*	*	-	-	-	62	1	-
Potatoes	-	-	-	-	-	-	-	-	-
Garlic	-	-	-	-	-	-	*	*	-
Taro ‘Godere’	-	-	-	-	-	-	-	-	-
Sweet potatoes	-	-	-	-	-	-	192	9	-
Other Temporary	-	-	-	-	-	-	*	*	-
Permanent crops	-	-	-	-	-	-	2,173	396	-
Avocado	-	-	-	-	-	-	9	*	-
Bananas	-	-	-	-	-	-	649	56	-
Guava	-	-	-	-	-	-	159	2	-
Lemons	-	-	-	-	-	-	1,588	67	-
Mangoes	-	-	-	-	-	-	768	27	-
Oranges	-	-	-	-	-	-	1,146	84	-
Papayas	-	-	-	-	-	-	142	2	-
Pineapples	-	-	-	-	-	-	-	-	-
Chat	-	-	-	-	-	-	1,231	127	-
Coffee	-	-	-	-	-	-	236	6	-
Hops / ‘Gesho’	-	-	-	-	-	-	-	-	-
Enset	-	-	-	-	-	-	9	*	-
Sugar cane	-	-	-	-	-	-	53	2	-
Other permanent	-	-	-	-	-	-	999	23	-

(Table1.5.1 Cont'd.)

Shinele Zone

Crop type	Improved seed			Pesticide		Irrigation		Extension package	
	Holder	Hectare	Quintal	Holder	Hectare	Holder	Hectare	Holder	Hectare
All	835	84	19	45	5	2,468	1,071	134	8
Cereals	613	68	19	-	-	2,128	662	54	6
Teff	-	-	-	-	-	-	-	-	-
Barley	-	-	-	-	-	-	-	-	-
Wheat	-	-	-	-	-	-	-	-	-
Maize	559	53	18	-	-	1,092	113	27	1
Sorghum	54	15	1	-	-	1,884	549	27	5
Finger millet	-	-	-	-	-	-	-	-	-
Oats / 'Aja'	-	-	-	-	-	-	-	-	-
Rice	-	-	-	-	-	-	-	-	-
Pulses	-	-	-	-	-	64	2	-	-
Horse / Faba beans	-	-	-	-	-	-	-	-	-
Field Peas	-	-	-	-	-	-	-	-	-
Haricot beans	-	-	-	-	-	9	*	-	-
Chick peas	-	-	-	-	-	9	*	-	-
Lentils	-	-	-	-	-	46	1	-	-
Vetch/Grass peas	-	-	-	-	-	-	-	-	-
Soya beans	-	-	-	-	-	-	-	-	-
Fenugreek	-	-	-	-	-	-	-	-	-
Gibto	-	-	-	-	-	-	-	-	-
Oilseeds	-	-	-	-	-	55	1	-	-
Neug	-	-	-	-	-	-	-	-	-
Linseed	-	-	-	-	-	-	-	-	-
Groundnuts	-	-	-	-	-	*	*	-	-
Safflower	-	-	-	-	-	-	-	-	-
Sesame	-	-	-	-	-	47	*	-	-
Rapeseed	-	-	-	-	-	-	-	-	-
Vegetables	123	4	-	*	*	369	13	71	2
Lettuce	-	-	-	-	-	-	-	-	-
Head cabbage	-	-	-	-	-	-	-	-	-
Ethiopian cabbage	-	-	-	-	-	-	-	-	-
Tomatoes	106	3	-	*	*	265	7	71	2
Green peppers	27	*	-	-	-	158	5	-	-
Red peppers	-	-	-	-	-	27	*	-	-
Swiss chard	-	-	-	-	-	-	-	-	-
Root crops	115	3	-	-	-	328	13	44	*
Beetroot	17	*	-	-	-	17	*	-	-
Carrot	-	-	-	-	-	-	-	-	-
Onion	107	3	-	-	-	169	4	44	*
Potatoes	-	-	-	-	-	-	-	-	-
Garlic	-	-	-	-	-	*	*	-	-
Taro 'Godere'	-	-	-	-	-	-	-	-	-
Sweet potatoes	-	-	-	-	-	177	8	-	-
Other Temporary	-	-	-	-	-	*	*	-	-
Permanent crops	99	9	-	35	5	2,064	381	-	-
Avocado	-	-	-	-	-	9	*	-	-
Bananas	*	*	-	-	-	580	52	-	-
Guava	9	*	-	-	-	140	2	-	-
Lemons	27	2	-	9	*	1,544	63	-	-
Mangoes	63	2	-	*	*	770	27	-	-
Oranges	26	4	-	9	2	1,124	86	-	-
Papayas	-	-	-	-	-	114	1	-	-
Pineapples	-	-	-	-	-	-	-	-	-
Chat	*	*	-	18	*	1,178	121	-	-
Coffee	-	-	-	-	-	227	6	-	-
Hops / 'Geshe'	-	-	-	-	-	-	-	-	-
Enset	-	-	-	-	-	9	*	-	-
Sugar cane	-	-	-	-	-	53	2	-	-
Other permanent	-	-	-	9	*	946	20	-	-

Table1.5.2 Number of Holders, Inputs Applied Area and Quantity of Inputs used

Jijiga Zone

Crop type	All CROP Area (HA)	All Fertilizers		Natural		DAP		
		Hectare	Quintal	Holder	Hectare	Holder	Hectare	Quintal
All	73,325	8,094	*	18,950	7,471	*	*	*
Cereals	63,058	6,173	*	16,878	5,661	*	*	*
Teff	*	-	-	-	-	-	-	-
Barley	5,706	*	*	*	*	-	-	-
Wheat	16,030	2,342	*	8,642	2,023	-	-	-
Maize	19,999	1,377	*	10,700	1,305	*	*	*
Sorghum	20,812	1,245	*	6,448	1,170	-	-	-
Finger millet	-	-	-	-	-	-	-	-
Oats / 'Aja'	490	*	-	*	*	-	-	-
Rice	-	-	-	-	-	-	-	-
Pulses	1,417	193	*	4,070	181	-	-	-
Horse / Faba beans	*	*	-	*	*	-	-	-
Field Peas	100	*	-	*	*	-	-	-
Haricot beans	647	165	*	3,625	153	-	-	-
Chick peas	*	-	-	-	-	-	-	-
Lentils	169	*	-	*	*	-	-	-
Vetch / Grass peas	-	-	-	-	-	-	-	-
Soya beans	*	*	-	*	*	-	-	-
Fenugreek	130	*	-	*	*	-	-	-
Gibto	*	-	-	-	-	-	-	-
Oilseeds	273	*	-	385	*	-	-	-
Neug	-	-	-	-	-	-	-	-
Linseed	265	*	-	*	*	-	-	-
Groundnuts	*	-	-	-	-	-	-	-
Safflower	-	-	-	-	-	-	-	-
Sesame	-	-	-	-	-	-	-	-
Rapeseed	*	*	-	*	*	-	-	-
Vegetables	31	*	-	*	*	-	-	-
Lettuce	-	-	-	-	-	-	-	-
Head cabbage	-	-	-	-	-	-	-	-
Ethiopian cabbage	*	*	-	*	*	-	-	-
Tomatoes	*	*	-	*	*	-	-	-
Green peppers	*	-	-	-	-	-	-	-
Red peppers	-	-	-	-	-	-	-	-
Swiss chard	-	-	-	-	-	-	-	-
Root crops	1,122	343	*	4,479	325	-	-	-
Beetroot	-	-	-	-	-	-	-	-
Carrot	-	-	-	-	-	-	-	-
Onion	*	*	-	*	*	-	-	-
Potatoes	30	*	-	*	*	-	-	-
Garlic	357	*	-	*	*	-	-	-
Taro 'Godere'	-	-	-	-	-	-	-	-
Sweet potatoes	598	*	*	1,796	*	-	-	-
Other Temporary	*	*	*	2,250	22	-	-	-
Permanent crops	7,141	1,331	*	9,834	1,277	*	*	*
Avocado	-	-	-	-	-	-	-	-
Bananas	-	-	-	-	-	-	-	-
Guava	*	*	-	*	*	-	-	-
Lemons	*	-	-	-	-	-	-	-
Mangoes	*	*	-	*	*	-	-	-
Oranges	-	-	-	-	-	-	-	-
Papayas	*	*	-	*	*	-	-	-
Pineapples	-	-	-	-	-	-	-	-
Chat	7,081	1,327	*	9,626	1,273	*	*	*
Coffee	*	-	-	-	-	-	-	-
Hops / 'Gescho'	-	-	-	-	-	-	-	-
Enset	-	-	-	-	-	-	-	-
Sugar cane	-	-	-	-	-	-	-	-
Other permanent	-	-	-	-	-	-	-	-

(Table 1.5.2 Cont'd.)

Jijiga Zone

[illegible]

(Table 1.5.2 Cont'd.)

Jijiga Zone

[illegible]

Table1.5.3 Number of Holders, Inputs Applied Area and Quantity of Inputs used

Liben Zone

Crop type	All CROP Area (HA)	All Fertilizers		Natural		DAP		
		Hectare	Quintal	Holder	Hectare	Holder	Hectare	Quintal
All	6,384	*	*	384	*	-	-	-
Cereals	5,748	*	*	294	*	-	-	-
Teff	-	-	-	-	-	-	-	-
Barley	-	-	-	-	-	-	-	-
Wheat	-	-	-	-	-	-	-	-
Maize	5,532	*	*	294	*	-	-	-
Sorghum	*	-	-	-	-	-	-	-
Finger millet	-	-	-	-	-	-	-	-
Oats / 'Aja'	-	-	-	-	-	-	-	-
Rice	-	-	-	-	-	-	-	-
Pulses	507	*	*	*	*	-	-	-
Horse / Faba beans	-	-	-	-	-	-	-	-
Field Peas	-	-	-	-	-	-	-	-
Haricot beans	507	*	*	*	*	-	-	-
Chick peas	-	-	-	-	-	-	-	-
Lentils	-	-	-	-	-	-	-	-
Vetch / Grass peas	-	-	-	-	-	-	-	-
Soya beans	-	-	-	-	-	-	-	-
Fenugreek	-	-	-	-	-	-	-	-
Gibto	-	-	-	-	-	-	-	-
Oilseeds	*	-	-	-	-	-	-	-
Neug	-	-	-	-	-	-	-	-
Linseed	-	-	-	-	-	-	-	-
Groundnuts	*	-	-	-	-	-	-	-
Safflower	-	-	-	-	-	-	-	-
Sesame	*	-	-	-	-	-	-	-
Rapeseed	-	-	-	-	-	-	-	-
Vegetables	*	-	-	-	-	-	-	-
Lettuce	-	-	-	-	-	-	-	-
Head cabbage	-	-	-	-	-	-	-	-
Ethiopian cabbage	*	-	-	-	-	-	-	-
Tomatoes	*	-	-	-	-	-	-	-
Green peppers	*	-	-	-	-	-	-	-
Red peppers	-	-	-	-	-	-	-	-
Swiss chard	-	-	-	-	-	-	-	-
Root crops	*	-	-	-	-	-	-	-
Beetroot	*	-	-	-	-	-	-	-
Carrot	-	-	-	-	-	-	-	-
Onion	*	-	-	-	-	-	-	-
Potatoes	-	-	-	-	-	-	-	-
Garlic	-	-	-	-	-	-	-	-
Taro 'Godere'	-	-	-	-	-	-	-	-
Sweet potatoes	*	-	-	-	-	-	-	-
Other Temporary	*	-	-	-	-	-	-	-
Permanent crops	72	*	-	*	*	-	-	-
Avocado	-	-	-	-	-	-	-	-
Bananas	*	*	-	*	*	-	-	-
Guava	*	-	-	-	-	-	-	-
Lemons	*	-	-	-	-	-	-	-
Mangoes	*	-	-	-	-	-	-	-
Oranges	-	-	-	-	-	-	-	-
Papayas	*	*	-	*	*	-	-	-
Pineapples	-	-	-	-	-	-	-	-
Chat	-	-	-	-	-	-	-	-
Coffee	-	-	-	-	-	-	-	-
Hops / 'Geshe'	-	-	-	-	-	-	-	-
Enset	-	-	-	-	-	-	-	-
Sugar cane	*	-	-	-	-	-	-	-
Other permanent	*	-	-	-	-	-	-	-

(Table 1.5.3 Cont'd.)

Liben Zone

[illegible]

(Table1.5.3 Cont'd.)

Liben Zone

Crop type	Improved seed			Pesticide		Irrigation		Extension package	
	Holder	Hectare	Quintal	Holder	Hectare	Holder	Hectare	Holder	Hectare
All	*	*	*	*	*	3,387	978	*	*
Cereals	*	*	*	*	*	2,966	765	*	*
Teff	-	-	-	-	-	-	-	-	-
Barley	-	-	-	-	-	-	-	-	-
Wheat	-	-	-	-	-	-	-	-	-
Maize	*	*	*	*	*	2,866	756	*	*
Sorghum	-	-	-	-	-	*	*	*	*
Finger millet	-	-	-	-	-	-	-	-	-
Oats / 'Aja'	-	-	-	-	-	-	-	-	-
Rice	-	-	-	-	-	-	-	-	-
Pulses	*	*	-	-	-	1,347	*	*	*
Horse / Faba beans	-	-	-	-	-	-	-	-	-
Field Peas	-	-	-	-	-	-	-	-	-
Haricot beans	*	*	-	-	-	1,347	*	*	*
Chick peas	-	-	-	-	-	-	-	-	-
Lentils	-	-	-	-	-	-	-	-	-
Vetch/Grass peas	-	-	-	-	-	-	-	-	-
Soya beans	-	-	-	-	-	-	-	-	-
Fenugreek	-	-	-	-	-	-	-	-	-
Gibto	-	-	-	-	-	-	-	-	-
Oilseeds	-	-	-	-	-	-	-	-	-
Neug	-	-	-	-	-	-	-	-	-
Linseed	-	-	-	-	-	-	-	-	-
Groundnuts	-	-	-	-	-	-	-	-	-
Safflower	-	-	-	-	-	-	-	-	-
Sesame	-	-	-	-	-	-	-	-	-
Rapeseed	-	-	-	-	-	-	-	-	-
Vegetables	*	*	-	-	-	*	*	*	*
Lettuce	-	-	-	-	-	-	-	-	-
Head cabbage	-	-	-	-	-	-	-	-	-
Ethiopian cabbage	-	-	-	-	-	*	*	-	-
Tomatoes	*	*	-	-	-	*	*	*	*
Green peppers	*	*	-	-	-	*	*	-	-
Red peppers	-	-	-	-	-	-	-	-	-
Swiss chard	-	-	-	-	-	-	-	-	-
Root crops	-	-	-	-	-	*	*	*	*
Beetroot	-	-	-	-	-	*	*	-	-
Carrot	-	-	-	-	-	-	-	-	-
Onion	-	-	-	-	-	*	*	*	*
Potatoes	-	-	-	-	-	-	-	-	-
Garlic	-	-	-	-	-	-	-	-	-
Taro 'Godere'	-	-	-	-	-	-	-	-	-
Sweet potatoes	-	-	-	-	-	*	*	-	-
Other Temporary	*	*	-	-	-	*	*	-	-
Permanent crops	-	-	-	-	-	960	*	-	-
Avocado	-	-	-	-	-	-	-	-	-
Bananas	-	-	-	-	-	*	*	-	-
Guava	-	-	-	-	-	*	*	-	-
Lemons	-	-	-	-	-	*	*	-	-
Mangoes	-	-	-	-	-	429	*	-	-
Oranges	-	-	-	-	-	-	-	-	-
Papayas	-	-	-	-	-	463	*	-	-
Pineapples	-	-	-	-	-	-	-	-	-
Chat	-	-	-	-	-	-	-	-	-
Coffee	-	-	-	-	-	-	-	-	-
Hops / 'Geshe'	-	-	-	-	-	-	-	-	-
Enset	-	-	-	-	-	-	-	-	-
Sugar cane	-	-	-	-	-	-	-	-	-
Other permanent	-	-	-	-	-	*	*	-	-

**Table1.6 Number of Holders, Inputs Applied Area and Quantity of Inputs used
Benishangul-Gumuz Region**

Crop type	All CROP Area (HA)	All Fertilizers		Natural		DAP		
		Hectare	Quintal	Holder	Hectare	Holder	Hectare	Quintal
All	173,680	26,520	7,020	60,449	15,251	8,982	7,396	3,246
Cereals	113,461	21,432	6,317	50,594	10,724	8,231	7,300	3,069
Teff	12,797	5,103	1,770	1,947	*	4,863	3,922	1,619
Barley	975	686	*	2,587	559	*	*	*
Wheat	*	*	*	*	*	*	*	*
Maize	27,412	9,950	3,056	46,206	7,191	1,733	521	406
Sorghum	49,862	1,006	*	7,649	983	*	*	*
Finger millet	20,230	*	*	895	254	*	*	*
Oats / 'Aja'	*	*	-	*	*	-	-	-
Rice	*	*	*	*	*	-	-	-
Pulses	7,233	966	*	12,811	915	*	*	*
Horse / Faba beans	452	353	-	3,873	353	-	-	-
Field Peas	439	*	*	1,213	*	*	*	*
Haricot beans	4,937	200	*	6,850	171	*	*	-
Chick peas	463	*	*	*	*	*	*	*
Lentils	82	*	-	1,092	*	-	-	-
Vetch / Grass peas	*	*	-	*	*	-	-	-
Soya beans	805	67	-	*	67	-	-	-
Fenugreek	*	*	-	*	*	-	-	-
Gibto	*	*	-	*	*	-	-	-
Oilseeds	45,590	1,293	95	7,845	932	*	*	*
Neug	16,647	373	*	1,912	369	-	-	-
Linseed	312	*	-	*	*	-	-	-
Groundnuts	5,001	*	*	877	*	-	-	-
Safflower	151	*	*	*	*	*	*	*
Sesame	23,291	702	59	2,525	371	*	*	*
Rapeseed	189	94	*	2,870	87	*	*	-
Vegetables	961	563	25	15,980	478	793	*	4
Lettuce	*	-	-	-	-	-	-	-
Head cabbage	2	*	-	354	*	-	-	-
Ethiopian cabbage	31	*	*	1,078	*	-	-	-
Tomatoes	13	*	*	622	*	*	*	*
Green peppers	39	15	*	1,463	14	*	*	*
Red peppers	876	520	23	13,485	438	644	*	4
Swiss chard	*	*	-	*	*	-	-	-
Root crops	627	234	*	13,769	210	512	*	*
Beetroot	*	*	-	*	*	-	-	-
Carrot	*	*	-	268	*	-	-	-
Onion	50	15	*	2,453	14	*	*	*
Potatoes	121	*	*	1,437	69	*	*	*
Garlic	156	66	*	6,817	66	*	*	*
Taro 'Godere'	*	*	*	*	*	*	*	-
Sweet potatoes	294	61	*	5,546	59	*	*	*
Other Temporary	2,332	626	*	20,229	606	*	*	*
Permanent crops	3,476	1,407	*	24,106	1,386	*	*	*
Avocado	*	*	-	*	*	-	-	-
Bananas	462	81	-	5,316	81	-	-	-
Guava	13	*	-	943	*	-	-	-
Lemons	47	10	*	1,747	8	-	-	-
Mangoes	629	132	*	9,064	117	*	*	*
Oranges	*	*	-	2,011	*	-	-	-
Papayas	55	23	-	4,256	23	-	-	-
Pineapples	-	-	-	-	-	-	-	-
Chat	72	22	-	2,352	22	-	-	-
Coffee	*	*	-	9,303	*	*	*	-
Hops / 'Geshe'	124	75	-	6,537	75	-	-	-
Enset	*	-	-	-	-	-	-	-
Sugar cane	31	*	-	*	*	-	-	-
Other permanent	10	7	*	1,002	4	-	-	-

(Table1.6 Cont'd.)

Benishangul-Gumuz Region

Crop type	UREA			UREA + DAP			INDIGENOUS SEED		
	Holder	Hectare	Quintal	Holder	Hectare	Quintal	Holder	Hectare	Quintal
All	3,680	1,176	455	4,552	2,697	3,319	133,384	171,892	40,261
Cereals	1,786	789	305	4,419	2,619	2,943	130,732	112,189	31,316
Teff	*	*	*	*	*	*	24,559	12,781	4,562
Barley	-	-	-	-	-	-	4,480	975	1,330
Wheat	*	*	*	*	*	*	*	*	*
Maize	902	*	119	4,047	2,000	2,531	114,403	26,597	7,541
Sorghum	*	*	*	-	-	-	92,696	49,809	9,793
Finger millet	*	*	*	*	*	*	35,320	19,933	6,287
Oats / 'Aja'	-	-	-	-	-	-	472	*	*
Rice	*	*	*	*	*	*	*	*	*
Pulses	*	*	*	*	*	*	66,484	7,171	3,088
Horse/Faba beans	-	-	-	-	-	-	5,363	452	689
Field Peas	-	-	-	-	-	-	2,976	429	515
Haricot beans	*	*	*	*	*	*	51,607	4,888	1,363
Chick peas	-	-	-	-	-	-	3,828	463	150
Lentils	-	-	-	-	-	-	1,224	82	41
Vetch / Grass peas	-	-	-	-	-	-	*	*	*
Soya beans	-	-	-	-	-	-	8,092	801	306
Fenugreek	-	-	-	-	-	-	*	*	*
Gibto	-	-	-	-	-	-	*	*	*
Oilseeds	699	291	46	*	*	*	96,350	45,267	5,835
Neug	*	*	*	-	-	-	36,457	16,625	1,962
Linseed	-	-	-	-	-	-	5,010	312	88
Groundnuts	*	*	*	-	-	-	24,019	4,990	2,190
Safflower	-	-	-	-	-	-	2,493	151	2
Sesame	541	280	41	*	*	*	67,594	23,005	1,573
Rapeseed	-	-	-	*	*	*	5,411	184	20
Vegetables	1,600	61	19	*	*	*	34,822	960	*
Lettuce	-	-	-	-	-	-	*	*	-
Head cabbage	-	-	-	-	-	-	711	2	-
Ethiopian cabbage	*	*	*	-	-	-	1,996	31	*
Tomatoes	-	-	-	-	-	-	1,832	12	-
Green peppers	*	*	*	-	-	-	4,496	39	-
Red peppers	1,413	60	18	*	*	*	28,104	876	-
Swiss chard	-	-	-	-	-	-	*	*	-
Root crops	*	*	*	*	*	*	31,922	627	*
Beetroot	-	-	-	-	-	-	*	*	-
Carrot	-	-	-	-	-	-	404	*	-
Onion	-	-	-	-	-	-	5,788	50	*
Potatoes	*	*	*	-	-	-	3,295	121	-
Garlic	-	-	-	-	-	-	10,797	156	*
Taro 'Godere'	-	-	-	*	*	*	756	*	-
Sweet potatoes	*	*	*	-	-	-	18,263	294	*
Other Temporary	*	*	*	*	*	*	57,733	2,330	9
Permanent crops	*	*	*	*	*	*	52,016	3,349	*
Avocado	-	-	-	-	-	-	246	*	-
Bananas	-	-	-	-	-	-	20,059	461	-
Guava	-	-	-	-	-	-	2,524	13	-
Lemons	-	-	-	*	*	*	4,833	47	-
Mangoes	*	*	*	*	*	*	29,115	626	-
Oranges	-	-	-	-	-	-	4,688	*	-
Papayas	-	-	-	-	-	-	8,987	55	-
Pineapples	-	-	-	-	-	-	-	-	-
Chat	-	-	-	-	-	-	4,944	70	-
Coffee	-	-	-	-	-	-	7,662	*	-
Hops / 'Gesho'	-	-	-	-	-	-	10,198	124	-
Enset	-	-	-	-	-	-	*	*	-
Sugar cane	-	-	-	-	-	-	1,201	31	-
Other permanent	*	*	*	-	-	-	1,885	10	*

(Table1.6 Cont'd.)

Benishangul-Gumuz Region

Crop type	Improved seed			Pesticide		Irrigation		Extension package	
	Holder	Hectare	Quintal	Holder	Hectare	Holder	Hectare	Holder	Hectare
All	12,450	1,782	388	7,740	2,898	5,749	*	10,630	5,600
Cereals	3,351	1,272	334	7,254	2,827	*	62	10,338	4,779
Teff	*	*	-	1,341	1,274	*	*	*	*
Barley	-	-	-	-	-	-	-	*	*
Wheat	*	*	*	*	*	-	-	-	-
Maize	2,334	815	201	4,947	790	*	*	9,656	3,378
Sorghum	*	*	*	362	*	*	*	1,222	*
Finger millet	*	*	*	720	582	-	-	-	-
Oats / 'Aja'	-	-	-	-	-	-	-	-	-
Rice	-	-	-	*	*	-	-	-	-
Pulses	*	*	*	-	-	*	*	*	*
Horse / Faba beans	-	-	-	-	-	*	*	-	-
Field Peas	*	*	*	-	-	-	-	-	-
Haricot beans	*	*	*	-	-	-	-	*	*
Chick peas	-	-	-	-	-	-	-	-	-
Lentils	-	-	-	-	-	-	-	-	-
Vetch/Grass peas	-	-	-	-	-	-	-	-	-
Soya beans	*	*	*	-	-	-	-	-	-
Fenugreek	-	-	-	-	-	-	-	-	-
Gibto	-	-	-	-	-	-	-	-	-
Oilseeds	768	323	*	*	*	-	-	1,240	*
Neug	*	*	*	*	*	-	-	*	*
Linseed	-	-	-	-	-	-	-	*	*
Groundnuts	*	*	-	-	-	-	-	*	*
Safflower	-	-	-	-	-	-	-	-	-
Sesame	443	*	*	-	-	-	-	*	*
Rapeseed	*	*	-	-	-	-	-	239	*
Vegetables	*	*	-	*	*	*	*	*	*
Lettuce	-	-	-	-	-	-	-	-	-
Head cabbage	-	-	-	-	-	-	-	-	-
Ethiopian cabbage	-	-	-	*	*	*	*	-	-
Tomatoes	*	*	-	-	-	-	-	-	-
Green peppers	-	-	-	-	-	*	*	-	-
Red peppers	-	-	-	*	*	*	*	*	*
Swiss chard	*	*	-	-	-	-	-	-	-
Root crops	-	-	-	-	-	-	-	*	*
Beetroot	-	-	-	-	-	-	-	-	-
Carrot	-	-	-	-	-	-	-	-	-
Onion	-	-	-	-	-	-	-	*	*
Potatoes	-	-	-	-	-	-	-	-	-
Garlic	-	-	-	-	-	-	-	-	-
Taro 'Godere'	-	-	-	-	-	-	-	-	-
Sweet potatoes	-	-	-	-	-	-	-	*	*
Other Temporary	*	*	-	*	*	*	*	-	-
Permanent crops	8,322	121	-	*	*	5,530	*	-	-
Avocado	*	*	-	-	-	-	-	-	-
Bananas	*	*	-	-	-	2,488	68	-	-
Guava	*	*	-	-	-	*	*	-	-
Lemons	-	-	-	-	-	*	*	-	-
Mangoes	*	*	-	*	*	*	*	-	-
Oranges	-	-	-	*	*	*	*	-	-
Papayas	-	-	-	-	-	*	*	-	-
Pineapples	-	-	-	-	-	-	-	-	-
Chat	*	*	-	*	*	*	*	-	-
Coffee	7,998	115	-	*	*	*	*	-	-
Hops / 'Geshe'	-	-	-	*	*	*	*	-	-
Enset	-	-	-	-	-	-	-	-	-
Sugar cane	-	-	-	-	-	*	*	-	-
Other permanent	-	-	-	*	*	*	*	-	-

Table1.6.1 Number of Holders, Inputs Applied Area and Quantity of Inputs used
Metekel Zone

Crop type	All CROP Area (HA)	All Fertilizers		Natural		DAP		
		Hectare	Quintal	Holder	Hectare	Holder	Hectare	Quintal
All	73,857	18,411	6,166	26,062	8,798	6,818	6,323	3,016
Cereals	48,517	15,341	5,672	21,674	6,003	6,444	6,249	2,850
Teff	8,069	4,086	1,570	*	*	3,319	2,928	1,421
Barley	966	686	*	2,587	559	*	*	*
Wheat	*	*	*	*	*	*	*	*
Maize	8,059	5,895	2,613	20,688	3,475	1,567	478	386
Sorghum	12,318	*	-	306	*	-	-	-
Finger millet	16,971	*	*	*	*	*	*	*
Oats / 'Aja'	*	*	-	*	*	-	-	-
Rice	*	*	*	*	*	-	-	-
Pulses	2,797	735	*	6,701	716	*	*	*
Horse / Faba beans	452	353	-	3,873	353	-	-	-
Field Peas	436	*	*	1,213	*	*	*	*
Haricot beans	1,454	*	-	2,152	*	*	*	-
Chick peas	*	*	-	*	*	-	-	-
Lentils	82	*	-	1,092	*	-	-	-
Vetch / Grass peas	*	*	-	*	*	-	-	-
Soya beans	*	*	-	*	*	-	-	-
Fenugreek	*	*	-	*	*	-	-	-
Gibto	*	*	-	*	*	-	-	-
Oilseeds	19,439	732	*	4,055	564	*	*	*
Neug	9,144	*	*	*	*	-	-	-
Linseed	*	*	-	*	*	-	-	-
Groundnuts	4,371	*	-	*	*	-	-	-
Safflower	*	*	*	-	-	*	*	*
Sesame	5,573	224	*	266	*	-	-	-
Rapeseed	123	92	*	2,489	86	*	*	-
Vegetables	321	227	9	6,261	181	*	*	*
Lettuce	-	-	-	-	-	-	-	-
Head cabbage	*	*	-	*	*	-	-	-
Ethiopian cabbage	*	*	*	*	*	-	-	-
Tomatoes	*	*	*	*	*	*	*	*
Green peppers	23	14	*	1,097	12	*	*	*
Red peppers	279	199	*	4,669	156	*	*	*
Swiss chard	-	-	-	-	-	-	-	-
Root crops	285	169	*	8,341	148	409	*	*
Beetroot	*	*	-	*	*	-	-	-
Carrot	*	*	-	*	*	-	-	-
Onion	*	*	*	*	*	*	*	*
Potatoes	102	*	*	1,108	*	*	*	*
Garlic	152	65	*	6,265	65	*	*	*
Taro 'Godere'	*	*	*	*	*	*	*	-
Sweet potatoes	13	*	-	*	*	*	*	-
Other Temporary	366	*	*	4,074	105	*	*	*
Permanent crops	*	*	*	9,960	*	*	*	*
Avocado	-	-	-	-	-	-	-	-
Bananas	95	*	-	*	*	-	-	-
Guava	*	*	-	*	*	-	-	-
Lemons	19	7	*	*	5	-	-	-
Mangoes	88	44	*	2,854	40	-	-	-
Oranges	*	*	-	*	*	-	-	-
Papayas	25	9	-	1,029	9	-	-	-
Pineapples	-	-	-	-	-	-	-	-
Chat	*	*	-	*	*	-	-	-
Coffee	*	*	-	*	*	*	*	-
Hops / 'Geshe'	111	64	-	4,534	64	-	-	-
Enset	-	-	-	-	-	-	-	-
Sugar cane	*	*	-	*	*	-	-	-
Other permanent	7	*	*	682	2	-	-	-

(Table 1.6.1 Cont'd.)

Metekel Zone

Crop type	UREA			UREA + DAP			INDIGENOUS SEED		
	Holder	Hectare	Quintal	Holder	Hectare	Quintal	Holder	Hectare	Quintal
All	2,198	851	258	3,754	2,439	2,892	48,497	72,748	24,508
Cereals	1,427	701	232	3,754	2,389	2,590	47,250	47,621	18,889
Teff	*	*	*	*	*	*	9,577	8,069	3,668
Barley	-	-	-	-	-	-	4,178	966	1,330
Wheat	*	*	*	*	*	*	*	*	*
Maize	*	*	*	3,456	1,772	2,179	41,040	7,533	2,880
Sorghum	-	-	-	-	-	-	21,120	12,318	3,514
Finger millet	*	*	*	*	*	*	21,061	16,693	5,730
Oats / 'Aja'	-	-	-	-	-	-	*	*	*
Rice	*	*	*	*	*	*	*	*	*
Pulses	-	-	-	-	-	-	21,042	2,743	1,936
Horse/Faba beans	-	-	-	-	-	-	5,363	452	689
Field Peas	-	-	-	-	-	-	2,785	426	513
Haricot beans	-	-	-	-	-	-	13,627	1,410	544
Chick peas	-	-	-	-	-	-	1,492	*	*
Lentils	-	-	-	-	-	-	1,224	82	41
Vetch / Grass peas	-	-	-	-	-	-	*	*	-
Soya beans	-	-	-	-	-	-	902	*	*
Fenugreek	-	-	-	-	-	-	*	*	*
Gibto	-	-	-	-	-	-	*	*	*
Oilseeds	*	*	*	*	*	*	29,745	19,287	3,669
Neug	*	*	*	-	-	-	12,169	9,144	1,250
Linseed	-	-	-	-	-	-	1,272	*	*
Groundnuts	-	-	-	-	-	-	11,907	4,361	1,944
Safflower	-	-	-	-	-	-	936	*	*
Sesame	*	*	*	*	*	*	15,099	5,431	399
Rapeseed	-	-	-	*	*	*	4,478	123	15
Vegetables	661	*	6	*	*	*	13,770	320	-
Lettuce	-	-	-	-	-	-	-	-	-
Head cabbage	-	-	-	-	-	-	*	*	-
Ethiopian cabbage	*	*	*	-	-	-	*	*	-
Tomatoes	-	-	-	-	-	-	*	*	-
Green peppers	*	*	*	-	-	-	2,643	23	-
Red peppers	*	*	*	*	*	*	10,416	279	-
Swiss chard	-	-	-	-	-	-	-	-	-
Root crops	-	-	-	*	*	*	12,683	285	*
Beetroot	-	-	-	-	-	-	*	*	-
Carrot	-	-	-	-	-	-	*	*	-
Onion	-	-	-	-	-	-	*	*	-
Potatoes	-	-	-	-	-	-	1,633	102	-
Garlic	-	-	-	-	-	-	9,636	152	*
Taro 'Godere'	-	-	-	*	*	*	*	*	-
Sweet potatoes	-	-	-	-	-	-	2,310	13	-
Other Temporary	-	-	-	*	*	*	12,250	366	*
Permanent crops	*	*	*	*	*	*	15,536	*	*
Avocado	-	-	-	-	-	-	-	-	-
Bananas	-	-	-	-	-	-	4,666	95	-
Guava	-	-	-	-	-	-	*	*	-
Lemons	-	-	-	*	*	*	2,033	19	-
Mangoes	*	*	*	*	*	*	5,090	88	-
Oranges	-	-	-	-	-	-	*	*	-
Papayas	-	-	-	-	-	-	2,744	25	-
Pineapples	-	-	-	-	-	-	-	-	-
Chat	-	-	-	-	-	-	571	*	-
Coffee	-	-	-	-	-	-	4,668	*	-
Hops / 'Geshe'	-	-	-	-	-	-	7,534	111	-
Enset	-	-	-	-	-	-	-	-	-
Sugar cane	-	-	-	-	-	-	*	*	-
Other permanent	*	*	*	-	-	-	1,180	7	*

(Table1.6.1 Cont'd.)

Metekel Zone

Crop type	Improved seed			Pesticide		Irrigation		Extension package	
	Holder	Hectare	Quintal	Holder	Hectare	Holder	Hectare	Holder	Hectare
All	2,499	1,103	334	2,409	2,125	4,395	*	8,287	4,553
Cereals	1,973	896	*	2,334	2,069	*	*	8,212	3,857
Teff	-	-	-	1,280	1,208	-	-	*	*
Barley	-	-	-	-	-	-	-	*	*
Wheat	*	*	*	*	*	-	-	-	-
Maize	*	*	*	*	*	*	*	7,668	2,716
Sorghum	-	-	-	*	*	-	-	*	*
Finger millet	*	*	-	654	*	-	-	-	-
Oats / 'Aja'	-	-	-	-	-	-	-	-	-
Rice	-	-	-	*	*	-	-	-	-
Pulses	*	*	*	-	-	*	*	*	*
Horse / Faba beans	-	-	-	-	-	*	*	-	-
Field Peas	*	*	*	-	-	-	-	-	-
Haricot beans	*	*	-	-	-	-	-	*	*
Chick peas	-	-	-	-	-	-	-	-	-
Lentils	-	-	-	-	-	-	-	-	-
Vetch/Grass peas	-	-	-	-	-	-	-	-	-
Soya beans	-	-	-	-	-	-	-	-	-
Fenugreek	-	-	-	-	-	-	-	-	-
Gibto	-	-	-	-	-	-	-	-	-
Oilseeds	*	*	*	*	*	-	-	989	*
Neug	-	-	-	*	*	-	-	*	*
Linseed	-	-	-	-	-	-	-	-	-
Groundnuts	*	*	-	-	-	-	-	*	*
Safflower	-	-	-	-	-	-	-	-	-
Sesame	*	*	*	-	-	-	-	*	*
Rapeseed	-	-	-	-	-	-	-	239	*
Vegetables	*	*	-	*	*	*	*	*	*
Lettuce	-	-	-	-	-	-	-	-	-
Head cabbage	-	-	-	-	-	-	-	-	-
Ethiopian cabbage	-	-	-	*	*	*	*	-	-
Tomatoes	*	*	-	-	-	-	-	-	-
Green peppers	-	-	-	-	-	*	*	-	-
Red peppers	-	-	-	-	-	-	-	*	*
Swiss chard	-	-	-	-	-	-	-	-	-
Root crops	-	-	-	-	-	-	-	*	*
Beetroot	-	-	-	-	-	-	-	-	-
Carrot	-	-	-	-	-	-	-	-	-
Onion	-	-	-	-	-	-	-	-	-
Potatoes	-	-	-	-	-	-	-	-	-
Garlic	-	-	-	-	-	-	-	-	-
Taro 'Godere'	-	-	-	-	-	-	-	-	-
Sweet potatoes	-	-	-	-	-	-	-	*	*
Other Temporary	-	-	-	-	-	*	*	-	-
Permanent crops	*	*	-	-	-	4,323	*	-	-
Avocado	-	-	-	-	-	-	-	-	-
Bananas	-	-	-	-	-	*	*	-	-
Guava	-	-	-	-	-	*	*	-	-
Lemons	-	-	-	-	-	*	*	-	-
Mangoes	*	*	-	-	-	*	*	-	-
Oranges	-	-	-	-	-	*	*	-	-
Papayas	-	-	-	-	-	*	*	-	-
Pineapples	-	-	-	-	-	-	-	-	-
Chat	-	-	-	-	-	*	*	-	-
Coffee	-	-	-	-	-	*	*	-	-
Hops / 'Geshe'	-	-	-	-	-	*	*	-	-
Enset	-	-	-	-	-	-	-	-	-
Sugar cane	-	-	-	-	-	*	*	-	-
Other permanent	-	-	-	-	-	*	*	-	-

Table1.6.2 Number of Holders, Inputs Applied Area and Quantity of Inputs used

Asosa Zone

Crop type	All CROP Area (HA)	All Fertilizers		Natural		DAP		
		Hectare	Quintal	Holder	Hectare	Holder	Hectare	Quintal
All	66,990	5,579	268	28,644	5,001	*	*	*
Cereals	44,086	4,068	161	24,278	3,574	*	*	*
Teff	2,963	*	*	*	*	*	*	*
Barley	*	-	-	-	-	-	-	-
Wheat	*	-	-	-	-	-	-	-
Maize	12,642	2,873	*	20,986	2,741	*	*	*
Sorghum	26,689	803	*	6,699	780	*	*	*
Finger millet	1,764	*	-	*	*	-	-	-
Oats / 'Aja'	-	-	-	-	-	-	-	-
Rice	-	-	-	-	-	-	-	-
Pulses	3,434	157	*	4,006	126	*	*	*
Horse / Faba beans	-	-	-	-	-	-	-	-
Field Peas	*	-	-	-	-	-	-	-
Haricot beans	2,491	84	*	2,628	57	-	-	-
Chick peas	*	*	*	*	*	*	*	*
Lentils	-	-	-	-	-	-	-	-
Vetch / Grass peas	*	*	*	*	*	-	-	-
Soya beans	742	*	-	*	*	-	-	-
Fenugreek	*	*	-	*	*	-	-	-
Gibto	*	-	-	-	-	-	-	-
Oilseeds	16,073	*	*	2,876	*	-	-	-
Neug	7,045	*	-	448	*	-	-	-
Linseed	183	*	-	*	*	-	-	-
Groundnuts	599	*	*	*	*	-	-	-
Safflower	*	*	-	*	*	-	-	-
Sesame	8,179	*	-	1,687	*	-	-	-
Rapeseed	*	*	-	*	*	-	-	-
Vegetables	566	324	15	8,557	*	430	6	2
Lettuce	-	-	-	-	-	-	-	-
Head cabbage	*	*	-	*	*	-	-	-
Ethiopian cabbage	*	*	-	*	*	-	-	-
Tomatoes	*	*	-	*	*	-	-	-
Green peppers	*	*	-	*	*	-	-	-
Red peppers	535	312	15	7,984	*	430	6	2
Swiss chard	*	-	-	-	-	-	-	-
Root crops	280	49	*	4,335	46	*	*	*
Beetroot	*	*	-	*	*	-	-	-
Carrot	*	*	-	*	*	-	-	-
Onion	*	*	-	*	*	-	-	-
Potatoes	*	*	-	*	*	-	-	-
Garlic	3	*	-	498	*	-	-	-
Taro 'Godere'	*	-	-	-	-	-	-	-
Sweet potatoes	225	41	*	3,500	39	*	*	*
Other Temporary	1,543	426	*	14,344	419	-	-	-
Permanent crops	1,009	266	*	12,866	266	*	*	*
Avocado	*	*	-	*	*	-	-	-
Bananas	299	43	-	2,805	43	-	-	-
Guava	*	1	-	529	1	-	-	-
Lemons	27	*	-	780	*	-	-	-
Mangoes	304	51	*	5,358	51	*	*	*
Oranges	21	6	-	1,346	6	-	-	-
Papayas	26	13	-	3,018	13	-	-	-
Pineapples	-	-	-	-	-	-	-	-
Chat	70	21	-	2,038	21	-	-	-
Coffee	234	115	-	5,843	115	-	-	-
Hops / 'Gescho'	*	*	-	*	*	-	-	-
Enset	*	-	-	-	-	-	-	-
Sugar cane	*	*	-	*	*	-	-	-
Other permanent	*	*	-	296	*	-	-	-

(Table 1.6.2 Cont'd.)

Asosa Zone

Crop type	UREA			UREA + DAP			INDIGENOUS SEED		
	Holder	Hectare	Quintal	Holder	Hectare	Quintal	Holder	Hectare	Quintal
All	1,077	100	*	405	*	*	64,447	66,729	11,555
Cereals	*	*	*	333	*	*	63,641	43,960	9,042
Teff	*	*	*	*	*	*	12,276	2,946	646
Barley	-	-	-	-	-	-	*	*	-
Wheat	-	-	-	-	-	-	*	*	*
Maize	*	*	*	*	*	*	55,208	12,538	3,365
Sorghum	*	*	*	-	-	-	56,447	26,684	4,625
Finger millet	-	-	-	-	-	-	9,710	1,764	375
Oats / ‘Aja’	-	-	-	-	-	-	*	-	*
Rice	-	-	-	-	-	-	-	-	-
Pulses	*	*	*	*	*	*	35,320	3,432	1,004
Horse/Faba beans	-	-	-	-	-	-	-	-	-
Field Peas	-	-	-	-	-	-	*	*	*
Haricot beans	*	*	*	*	*	*	27,978	2,491	676
Chick peas	-	-	-	-	-	-	2,277	*	*
Lentils	-	-	-	-	-	-	-	-	-
Vetch / Grass peas	-	-	-	-	-	-	*	*	*
Soya beans	-	-	-	-	-	-	7,009	740	280
Fenugreek	-	-	-	-	-	-	*	*	*
Gibto	-	-	-	-	-	-	*	*	*
Oilseeds	*	*	*	-	-	-	49,584	16,061	1,506
Neug	-	-	-	-	-	-	21,753	7,033	681
Linseed	-	-	-	-	-	-	3,660	183	*
Groundnuts	*	*	*	-	-	-	11,113	598	240
Safflower	-	-	-	-	-	-	*	*	*
Sesame	-	-	-	-	-	-	35,964	8,179	555
Rapeseed	-	-	-	-	-	-	*	*	*
Vegetables	827	27	13	*	*	*	16,380	566	*
Lettuce	-	-	-	-	-	-	-	-	-
Head cabbage	-	-	-	-	-	-	483	*	-
Ethiopian cabbage	-	-	-	-	-	-	1,213	*	*
Tomatoes	-	-	-	-	-	-	1,029	*	-
Green peppers	-	-	-	-	-	-	823	*	-
Red peppers	827	27	13	*	*	*	14,360	535	-
Swiss chard	-	-	-	-	-	-	-	-	-
Root crops	*	*	*	-	-	-	15,590	280	*
Beetroot	-	-	-	-	-	-	*	*	-
Carrot	-	-	-	-	-	-	*	*	-
Onion	-	-	-	-	-	-	3,149	*	*
Potatoes	-	-	-	-	-	-	*	*	-
Garlic	-	-	-	-	-	-	896	3	-
Taro ‘Godere’	-	-	-	-	-	-	*	*	-
Sweet potatoes	*	*	*	-	-	-	12,716	225	-
Other Temporary	*	*	*	*	*	*	39,373	1,541	*
Permanent crops	-	-	-	-	-	-	29,950	889	-
Avocado	-	-	-	-	-	-	*	*	-
Bananas	-	-	-	-	-	-	11,718	299	-
Guava	-	-	-	-	-	-	1,906	*	-
Lemons	-	-	-	-	-	-	2,462	27	-
Mangoes	-	-	-	-	-	-	20,524	302	-
Oranges	-	-	-	-	-	-	3,009	21	-
Papayas	-	-	-	-	-	-	5,637	26	-
Pineapples	-	-	-	-	-	-	-	-	-
Chat	-	-	-	-	-	-	4,323	68	-
Coffee	-	-	-	-	-	-	2,629	*	-
Hops / ‘Gesho’	-	-	-	-	-	-	2,607	*	-
Enset	-	-	-	-	-	-	*	*	-
Sugar cane	-	-	-	-	-	-	*	*	-
Other permanent	-	-	-	-	-	-	450	*	-

(Table 1.6.2 Cont'd.)

Asosa Zone

Crop type	Improved seed			Pesticide		Irrigation		Extension package	
	Holder	Hectare	Quintal	Holder	Hectare	Holder	Hectare	Holder	Hectare
All	8,856	261	*	5,113	677	1,244	*	1,641	519
Cereals	703	*	*	4,728	661	*	*	1,481	476
Teff	*	*	-	-	-	-	-	*	*
Barley	-	-	-	-	-	-	-	-	-
Wheat	-	-	-	-	-	-	-	-	-
Maize	543	*	*	*	656	*	*	*	*
Sorghum	*	*	*	*	*	*	*	*	*
Finger millet	-	-	-	-	-	-	-	-	-
Oats / 'Aja'	-	-	-	-	-	-	-	-	-
Rice	-	-	-	-	-	-	-	-	-
Pulses	*	*	*	-	-	-	-	*	*
Horse / Faba beans	-	-	-	-	-	-	-	-	-
Field Peas	-	-	-	-	-	-	-	-	-
Haricot beans	*	*	-	-	-	-	-	*	*
Chick peas	-	-	-	-	-	-	-	-	-
Lentils	-	-	-	-	-	-	-	-	-
Vetch/Grass peas	-	-	-	-	-	-	-	-	-
Soya beans	*	*	*	-	-	-	-	-	-
Fenugreek	-	-	-	-	-	-	-	-	-
Gibto	-	-	-	-	-	-	-	-	-
Oilseeds	*	*	*	-	-	-	-	*	*
Neug	*	*	*	-	-	-	-	-	-
Linseed	-	-	-	-	-	-	-	*	*
Groundnuts	*	*	-	-	-	-	-	-	-
Safflower	-	-	-	-	-	-	-	-	-
Sesame	-	-	-	-	-	-	-	*	*
Rapeseed	-	-	-	-	-	-	-	-	-
Vegetables	*	*	-	*	*	*	*	-	-
Lettuce	-	-	-	-	-	-	-	-	-
Head cabbage	-	-	-	-	-	-	-	-	-
Ethiopian cabbage	-	-	-	-	-	-	-	-	-
Tomatoes	-	-	-	-	-	-	-	-	-
Green peppers	-	-	-	-	-	-	-	-	-
Red peppers	-	-	-	*	*	*	*	-	-
Swiss chard	*	*	-	-	-	-	-	-	-
Root crops	-	-	-	-	-	-	-	-	-
Beetroot	-	-	-	-	-	-	-	-	-
Carrot	-	-	-	-	-	-	-	-	-
Onion	-	-	-	-	-	-	-	-	-
Potatoes	-	-	-	-	-	-	-	-	-
Garlic	-	-	-	-	-	-	-	-	-
Taro 'Godere'	-	-	-	-	-	-	-	-	-
Sweet potatoes	-	-	-	-	-	-	-	-	-
Other Temporary	*	*	-	*	*	-	-	-	-
Permanent crops	8,194	120	-	*	*	1,156	*	-	-
Avocado	*	*	-	-	-	-	-	-	-
Bananas	-	-	-	-	-	716	*	-	-
Guava	*	*	-	-	-	-	-	-	-
Lemons	-	-	-	-	-	-	-	-	-
Mangoes	*	*	-	-	-	*	*	-	-
Oranges	-	-	-	*	*	*	*	-	-
Papayas	-	-	-	-	-	*	*	-	-
Pineapples	-	-	-	-	-	-	-	-	-
Chat	*	*	-	*	*	-	-	-	-
Coffee	7,972	114	-	*	*	*	*	-	-
Hops / 'Gescho'	-	-	-	*	*	-	-	-	-
Enset	-	-	-	-	-	-	-	-	-
Sugar cane	-	-	-	-	-	*	*	-	-
Other permanent	-	-	-	*	*	-	-	-	-

Table1.6.3 Number of Holders, Inputs Applied Area and Quantity of Inputs used

Kemashi Zone

Crop type	All CROP Area (HA)	All Fertilizers		Natural		DAP		
		Hectare	Quintal	Holder	Hectare	Holder	Hectare	Quintal
All	32,834	2,531	586	5,744	1,453	551	*	*
Cereals	20,859	2,022	484	4,641	1,147	526	*	*
Teff	1,766	*	*	*	*	*	*	*
Barley	*	-	-	-	-	-	-	-
Wheat	-	-	-	-	-	-	-	-
Maize	6,711	1,182	331	4,532	975	*	*	*
Sorghum	10,856	153	-	644	153	-	-	-
Finger millet	1,494	*	-	*	*	-	-	-
Oats / 'Aja'	*	*	-	*	*	-	-	-
Rice	*	-	-	-	-	-	-	-
Pulses	1,002	74	*	2,105	73	-	-	-
Horse / Faba beans	-	-	-	-	-	-	-	-
Field Peas	*	-	-	-	-	-	-	-
Haricot beans	992	72	*	2,070	71	-	-	-
Chick peas	*	-	-	-	-	-	-	-
Lentils	-	-	-	-	-	-	-	-
Vetch / Grass peas	-	-	-	-	-	-	-	-
Soya beans	*	*	-	*	*	-	-	-
Fenugreek	-	-	-	-	-	-	-	-
Gibto	-	-	-	-	-	-	-	-
Oilseeds	10,078	274	*	914	87	*	*	*
Neug	458	*	-	*	*	-	-	-
Linseed	*	-	-	-	-	-	-	-
Groundnuts	31	*	-	139	*	-	-	-
Safflower	*	*	-	*	*	-	-	-
Sesame	9,539	236	*	572	50	*	*	*
Rapeseed	*	-	-	-	-	-	-	-
Vegetables	74	12	*	1,162	9	-	-	-
Lettuce	*	-	-	-	-	-	-	-
Head cabbage	*	*	-	*	*	-	-	-
Ethiopian cabbage	2	*	-	*	*	-	-	-
Tomatoes	1	*	-	*	*	-	-	-
Green peppers	9	*	-	*	*	-	-	-
Red peppers	61	9	*	832	6	-	-	-
Swiss chard	*	*	-	*	*	-	-	-
Root crops	63	15	*	1,092	15	*	*	*
Beetroot	-	-	-	-	-	-	-	-
Carrot	*	*	-	*	*	-	-	-
Onion	*	*	-	*	*	-	-	-
Potatoes	5	*	*	*	*	*	*	*
Garlic	*	*	-	*	*	-	-	-
Taro 'Godere'	*	*	-	*	*	-	-	-
Sweet potatoes	57	13	-	945	13	-	-	-
Other Temporary	423	83	*	1,812	82	-	-	-
Permanent crops	335	51	*	1,280	39	-	-	-
Avocado	*	*	-	*	*	-	-	-
Bananas	67	*	-	278	*	-	-	-
Guava	*	-	-	-	-	-	-	-
Lemons	2	*	-	*	*	-	-	-
Mangoes	237	37	*	851	26	-	-	-
Oranges	*	*	-	*	*	-	-	-
Papayas	4	*	-	210	*	-	-	-
Pineapples	-	-	-	-	-	-	-	-
Chat	*	-	-	-	-	-	-	-
Coffee	6	*	-	*	*	-	-	-
Hops / 'Gescho'	*	-	-	-	-	-	-	-
Enset	-	-	-	-	-	-	-	-
Sugar cane	6	-	-	-	-	-	-	-
Other permanent	*	*	-	*	*	-	-	-

(Table 1.6.3 Cont'd.)

Kemashi Zone

Crop type	UREA			UREA + DAP			INDIGENOUS SEED		
	Holder	Hectare	Quintal	Holder	Hectare	Quintal	Holder	Hectare	Quintal
All	405	*	*	392	*	296	20,440	32,415	4,198
Cereals	*	*	*	332	*	264	19,841	20,608	3,385
Teff	-	-	-	-	-	-	2,707	1,766	248
Barley	-	-	-	-	-	-	*	*	*
Wheat	-	-	-	-	-	-	-	-	-
Maize	*	*	*	332	*	264	18,155	6,527	1,296
Sorghum	-	-	-	-	-	-	15,129	10,807	1,654
Finger millet	-	-	-	-	-	-	4,549	1,476	182
Oats / 'Aja'	-	-	-	-	-	-	*	*	*
Rice	-	-	-	-	-	-	*	*	*
Pulses	*	*	*	*	*	*	10,122	996	147
Horse/Faba beans	-	-	-	-	-	-	-	-	-
Field Peas	-	-	-	-	-	-	*	*	*
Haricot beans	*	*	*	*	*	*	10,002	987	143
Chick peas	-	-	-	-	-	-	*	*	*
Lentils	-	-	-	-	-	-	-	-	-
Vetch / Grass peas	-	-	-	-	-	-	-	-	-
Soya beans	-	-	-	-	-	-	*	*	*
Fenugreek	-	-	-	-	-	-	-	-	-
Gibto	-	-	-	-	-	-	-	-	-
Oilseeds	*	*	*	*	*	*	17,020	9,918	660
Neug	-	-	-	-	-	-	2,535	447	31
Linseed	-	-	-	-	-	-	*	*	*
Groundnuts	-	-	-	-	-	-	999	31	6
Safflower	-	-	-	-	-	-	*	*	*
Sesame	*	*	*	*	*	*	16,531	9,395	619
Rapeseed	-	-	-	-	-	-	140	*	*
Vegetables	*	*	*	-	-	-	4,671	74	*
Lettuce	-	-	-	-	-	-	*	*	-
Head cabbage	-	-	-	-	-	-	*	*	-
Ethiopian cabbage	-	-	-	-	-	-	*	2	*
Tomatoes	-	-	-	-	-	-	282	1	-
Green peppers	-	-	-	-	-	-	1,030	9	-
Red peppers	*	*	*	-	-	-	3,328	61	-
Swiss chard	-	-	-	-	-	-	*	*	-
Root crops	*	*	*	-	-	-	3,648	63	*
Beetroot	-	-	-	-	-	-	-	-	-
Carrot	-	-	-	-	-	-	*	*	-
Onion	-	-	-	-	-	-	*	*	-
Potatoes	*	*	*	-	-	-	536	5	-
Garlic	-	-	-	-	-	-	265	*	-
Taro 'Godere'	-	-	-	-	-	-	*	*	-
Sweet potatoes	-	-	-	-	-	-	3,237	57	*
Other Temporary	-	-	-	*	*	*	6,110	423	*
Permanent crops	*	*	*	-	-	-	6,529	334	-
Avocado	-	-	-	-	-	-	*	*	-
Bananas	-	-	-	-	-	-	3,675	66	-
Guava	-	-	-	-	-	-	*	*	-
Lemons	-	-	-	-	-	-	339	2	-
Mangoes	*	*	*	-	-	-	3,501	237	-
Oranges	-	-	-	-	-	-	*	*	-
Papayas	-	-	-	-	-	-	606	4	-
Pineapples	-	-	-	-	-	-	-	-	-
Chat	-	-	-	-	-	-	*	*	-
Coffee	-	-	-	-	-	-	365	5	-
Hops / 'Gesho'	-	-	-	-	-	-	*	*	-
Enset	-	-	-	-	-	-	-	-	-
Sugar cane	-	-	-	-	-	-	228	6	-
Other permanent	-	-	-	-	-	-	254	*	-

(Table 1.6.3 Cont'd.)

Kemashi Zone

[illegible]

Table 1.7 Number of Holders, Inputs Applied Area and Quantity of Inputs used
S.N.N.P Region

Crop type	All CROP Area (HA)	All Fertilizers		Natural		DAP		
		Hectare	Quintal	Holder	Hectare	Holder	Hectare	Quintal
All	1,349,938	680,596	287,803	2,017,953	364,055	701,734	230,479	194,246
Cereals	731,172	354,805	225,141	788,295	85,368	631,045	196,374	152,302
Teff	210,055	99,806	51,735	47,957	5,329	270,505	72,546	39,249
Barley	84,936	42,455	24,403	179,479	19,188	143,724	19,962	21,325
Wheat	131,485	97,680	84,249	115,213	14,369	242,996	53,720	50,638
Maize	207,410	100,214	59,369	548,416	36,713	226,666	46,578	37,371
Sorghum	92,009	12,711	4,608	128,905	9,478	32,580	2,263	3,121
Finger millet	4,767	1,756	621	7,670	221	13,360	1,206	457
Oats / 'Aja'	506	182	*	3,483	*	*	*	*
Rice	*	-	-	-	-	-	-	-
Pulses	170,831	54,093	28,382	535,329	24,401	214,549	23,318	21,025
Horse / Faba beans	60,260	17,876	8,235	242,151	9,009	85,122	6,374	5,905
Field Peas	44,645	11,703	7,193	79,466	4,764	54,095	5,893	6,132
Haricot beans	59,188	23,062	12,281	293,656	9,769	105,699	10,623	8,623
Chick peas	3,925	762	*	9,598	571	3,245	*	*
Lentils	1,341	410	95	4,983	144	7,253	228	83
Vetch / Grass peas	*	*	*	*	*	-	-	-
Soya beans	48	*	-	2,627	*	-	-	-
Fenugreek	598	253	74	15,038	121	1,816	47	*
Gibto	*	*	-	*	*	-	-	-
Oilseeds	11,206	1,493	1,588	38,347	633	20,181	663	1,201
Neug	*	*	-	975	*	-	-	-
Linseed	4,181	514	140	8,325	99	8,864	330	114
Groundnuts	1,192	128	*	4,318	125	*	*	*
Safflower	467	55	*	2,296	52	*	*	*
Sesame	*	*	-	*	*	-	-	-
Rapeseed	1,008	760	982	22,951	321	10,700	331	648
Vegetables	28,023	21,344	11,168	1,199,596	14,405	54,020	3,402	4,973
Lettuce	11	9	*	4,147	9	*	*	*
Head cabbage	396	*	93	42,473	*	3,642	*	*
Ethiopian cabbage	15,443	12,838	982	1,164,212	12,424	19,123	281	508
Tomatoes	*	36	*	9,992	35	*	*	*
Green peppers	723	365	*	65,523	350	*	*	*
Red peppers	11,134	7,742	10,081	42,056	1,309	32,676	3,058	4,412
Swiss chard	41	38	*	20,892	36	*	*	*
Root crops	58,710	33,997	5,796	851,851	30,222	87,871	2,612	3,979
Beetroot	232	175	37	64,392	158	3,388	4	9
Carrot	184	139	*	18,719	86	3,869	10	8
Onion	1,525	877	56	128,998	826	3,371	*	48
Potatoes	9,421	8,239	5,178	220,685	5,008	70,020	2,254	3,644
Garlic	362	218	*	69,692	198	3,399	9	15
Taro 'Godere'	17,811	7,207	50	320,921	7,176	1,625	*	*
Sweet potatoes	29,175	17,141	300	382,502	16,771	10,296	274	214
Other Temporary	27,721	12,147	2,299	544,061	11,119	20,828	702	1,246
Permanent crops	322,276	202,719	13,429	1,865,447	197,907	98,052	3,409	9,518
Avocado	2,571	1,661	624	268,300	1,565	8,637	86	561
Bananas	18,864	4,810	2,838	398,833	4,261	29,197	460	2,116
Guava	142	75	*	18,093	73	*	*	*
Lemons	231	93	-	20,826	93	-	-	-
Mangoes	1,987	419	*	60,925	397	2,557	*	*
Oranges	1,009	672	*	78,889	596	1,287	*	*
Papayas	906	460	*	96,924	455	*	*	*
Pineapples	*	*	*	3,821	*	*	*	*
Chat	23,073	11,483	1,186	345,298	10,722	19,152	368	684
Coffee	77,755	30,696	-	862,308	28,497	49,506	1,797	-
Hops / 'Geshe'	1,753	827	404	104,883	773	4,427	42	323
Enset	180,742	147,126	1,531	1,732,466	146,442	19,889	362	789
Sugar cane	11,091	3,951	514	285,290	3,606	8,725	237	389
Other permanent	1,178	391	*	99,437	376	*	*	*

(Table1.7 Cont'd.)

S.N.N.P Region

Crop type	UREA			UREA + DAP			INDIGENOUS SEED		
	Holder	Hectare	Quintal	Holder	Hectare	Quintal	Holder	Hectare	Quintal
All	53,996	6,763	5,041	254,169	79,298	88,516	2,500,386	1,295,078	584,067
Cereals	38,297	5,063	3,236	227,033	68,000	69,603	1,985,681	682,097	459,578
Teff	10,951	2,072	791	82,808	19,859	11,695	761,382	207,686	89,423
Barley	6,562	479	518	28,825	2,826	2,561	595,365	83,998	97,466
Wheat	11,241	1,354	1,088	111,844	28,238	32,522	599,815	120,709	179,977
Maize	13,866	1,094	808	85,873	15,828	21,190	1,127,903	172,757	74,682
Sorghum	1,013	*	*	11,696	910	1,458	548,638	91,704	16,032
Finger millet	*	*	*	4,154	326	163	50,042	4,731	1,272
Oats / 'Aja'	*	*	*	*	*	*	14,731	506	723
Rice	-	-	-	-	-	-	*	*	*
Pulses	9,678	590	541	53,440	5,783	6,815	1,331,354	169,069	121,422
Horse/Faba beans	*	*	*	19,718	2,354	2,162	632,374	60,175	59,684
Field Peas	1,816	*	*	7,848	809	845	328,383	44,163	28,772
Haricot beans	4,130	181	153	30,089	2,489	3,505	758,512	58,017	30,083
Chick peas	-	-	-	*	*	*	35,812	3,916	1,517
Lentils	*	*	*	1,570	35	12	32,246	1,338	619
Vetch / Grass peas	-	-	-	*	*	*	5,385	*	*
Soya beans	-	-	-	-	-	-	4,618	36	5
Fenugreek	*	*	*	823	*	*	33,990	598	133
Gibto	-	-	-	-	-	-	*	*	*
Oilseeds	*	*	*	4,609	182	375	148,659	11,024	2,793
Neug	-	-	-	-	-	-	13,228	*	*
Linseed	*	*	*	1,103	*	26	67,856	4,053	1,721
Groundnuts	-	-	-	-	-	-	17,622	1,147	*
Safflower	-	-	-	*	*	*	14,588	466	56
Sesame	-	-	-	-	-	-	1,504	*	*
Rapeseed	*	*	*	3,399	101	323	40,664	1,000	80
Vegetables	7,501	343	262	30,010	3,195	5,932	1,465,188	27,908	*
Lettuce	-	-	-	-	-	-	4,773	10	-
Head cabbage	-	-	-	1,478	*	*	43,746	*	*
Ethiopian cabbage	3,507	*	*	5,534	78	370	1,384,701	15,394	*
Tomatoes	*	*	*	-	-	-	17,443	*	*
Green peppers	-	-	-	-	-	-	104,899	716	-
Red peppers	3,908	288	158	24,229	3,087	5,511	143,539	11,127	-
Swiss chard	-	-	-	*	*	*	19,799	32	-
Root crops	5,509	133	117	23,194	1,029	1,700	1,310,433	58,504	*
Beetroot	*	*	*	1,241	12	*	63,158	185	*
Carrot	*	*	*	*	*	*	22,969	150	-
Onion	*	*	*	*	*	*	169,105	1,466	*
Potatoes	3,197	61	87	19,116	917	1,448	337,914	9,420	*
Garlic	-	-	-	915	*	*	95,554	350	*
Taro 'Godere'	*	*	*	*	*	*	548,330	17,805	*
Sweet potatoes	*	*	*	1,744	33	59	609,562	29,128	*
Other Temporary	2,375	*	*	10,543	236	923	824,485	27,573	137
Permanent crops	11,260	*	744	26,844	873	3,168	2,283,406	318,903	79
Avocado	-	-	-	1,363	*	*	374,796	2,543	-
Bananas	*	*	*	5,800	88	696	692,775	18,861	*
Guava	*	*	*	*	*	*	36,865	136	*
Lemons	-	-	-	-	-	-	39,634	231	-
Mangoes	*	*	*	-	-	-	128,638	1,968	-
Oranges	*	*	*	*	*	*	118,576	1,008	-
Papayas	*	*	*	-	-	-	158,492	888	-
Pineapples	-	-	-	-	-	-	*	*	-
Chat	*	*	*	*	185	*	547,939	23,058	*
Coffee	3,845	37	-	8,683	366	-	1,234,921	74,731	-
Hops / 'Gesho'	*	*	*	*	*	*	188,695	1,752	-
Enset	*	205	*	6,740	118	411	2,061,558	180,503	21
Sugar cane	1,278	*	*	3,514	34	75	497,012	11,083	*
Other permanent	-	-	-	*	*	*	177,346	1,166	*

(Table1.7 Cont'd.)

S.N.N.P Region

Crop type	Improved seed			Pesticide		Irrigation		Extension package	
	Holder	Hectare	Quintal	Holder	Hectare	Holder	Hectare	Holder	Hectare
All	311,653	54,742	30,293	433,293	159,496	70,033	18,516	322,217	88,175
Cereals	215,997	49,075	29,539	389,542	153,223	25,849	6,666	271,250	76,709
Teff	12,241	2,369	774	225,489	68,917	5,351	1,768	46,374	10,765
Barley	5,705	938	1,123	62,850	6,657	*	*	21,610	3,485
Wheat	43,835	10,775	17,429	234,505	66,399	1,220	*	61,625	14,544
Maize	160,284	34,652	10,041	20,990	3,999	19,256	4,146	187,109	45,601
Sorghum	2,187	305	*	19,381	5,013	3,277	*	24,959	2,314
Finger millet	*	*	*	13,593	*	*	*	-	-
Oats / 'Aja'	-	-	-	*	*	-	-	-	-
Rice	-	-	-	-	-	-	-	-	-
Pulses	17,293	1,762	645	12,610	993	8,931	519	64,868	7,767
Horse / Faba beans	3,744	84	*	5,828	334	*	*	-	-
Field Peas	2,557	482	*	2,930	350	*	*	15,358	1,957
Haricot beans	10,090	1,171	550	4,576	169	8,240	478	52,520	5,688
Chick peas	*	*	*	*	*	*	*	*	*
Lentils	*	*	*	*	*	-	-	*	*
Vetch/Grass peas	-	-	-	*	*	-	-	-	-
Soya beans	*	*	-	-	-	*	*	-	-
Fenugreek	-	-	-	-	-	-	-	-	-
Gibto	-	-	-	-	-	-	-	-	-
Oilseeds	2,025	182	*	4,736	*	*	*	6,245	249
Neug	-	-	-	*	*	-	-	*	*
Linseed	*	*	*	4,485	*	-	-	1,007	*
Groundnuts	*	*	*	-	-	-	-	*	*
Safflower	*	*	-	-	-	-	-	-	-
Sesame	-	-	-	*	*	*	*	-	-
Rapeseed	*	*	-	*	*	*	*	4,139	*
Vegetables	21,639	115	*	11,973	*	11,374	242	2,534	46
Lettuce	*	*	-	-	-	-	-	-	-
Head cabbage	14,519	37	*	*	*	2,258	*	-	-
Ethiopian cabbage	2,822	*	-	5,068	49	6,316	*	-	-
Tomatoes	*	*	-	*	*	*	*	*	*
Green peppers	*	*	-	*	*	*	*	-	-
Red peppers	*	*	*	*	*	*	*	1,209	42
Swiss chard	5,120	10	-	-	-	*	*	-	-
Root crops	33,280	206	*	27,046	1,529	15,821	232	34,252	1,041
Beetroot	18,016	47	-	*	*	3,028	6	-	-
Carrot	12,109	34	-	*	*	4,099	9	-	-
Onion	14,534	60	*	*	*	3,852	12	13,220	56
Potatoes	*	*	-	15,856	950	*	*	8,717	317
Garlic	3,167	*	-	*	*	1,333	*	-	-
Taro 'Godere'	*	*	-	*	*	2,443	*	-	-
Sweet potatoes	3,089	*	-	10,043	560	5,105	160	15,898	*
Other Temporary	*	*	*	3,137	*	15,642	*	3,447	*
Permanent crops	66,655	3,254	*	32,217	1,951	47,740	8,682	45,457	2,118
Avocado	7,898	27	-	*	*	5,441	35	-	-
Bananas	*	*	-	1,252	*	20,726	*	-	-
Guava	1,971	6	-	*	*	*	*	-	-
Lemons	-	-	-	-	-	*	*	-	-
Mangoes	2,166	19	-	*	*	*	*	-	-
Oranges	*	*	-	*	*	2,496	*	-	-
Papayas	5,235	18	-	*	*	*	*	-	-
Pineapples	-	-	-	-	-	-	-	-	-
Chat	*	*	-	16,486	864	*	*	-	-
Coffee	49,250	2,953	-	*	*	16,212	914	-	-
Hops / 'Gescho'	*	*	-	*	*	*	*	-	-
Enset	3,742	202	-	5,569	281	13,990	675	45,457	2,118
Sugar cane	*	*	-	*	*	5,012	111	-	-
Other permanent	1,219	*	*	*	*	2,179	*	-	-

Table1.7.1 Number of Holders, Inputs Applied Area and Quantity of Inputs used
Gurage Zone

Crop type	All CROP Area (HA)	All Fertilizers		Natural		DAP		
		Hectare	Quintal	Holder	Hectare	Holder	Hectare	Quintal
All	127,736	98,373	55,675	235,975	44,724	126,614	44,463	43,964
Cereals	69,828	53,546	46,556	100,145	5,724	120,681	39,419	36,458
Teff	26,636	20,188	11,019	4,170	553	37,446	16,744	8,423
Barley	12,855	12,075	14,933	26,101	753	61,216	10,230	13,575
Wheat	17,412	14,503	17,299	12,788	466	61,323	10,789	13,052
Maize	10,550	6,365	3,084	68,740	3,677	12,343	1,517	1,189
Sorghum	2,276	*	*	6,788	262	*	*	*
Finger millet	-	-	-	-	-	-	-	-
Oats / 'Aja'	*	*	*	*	*	*	*	*
Rice	-	-	-	-	-	-	-	-
Pulses	11,100	7,182	5,921	68,809	2,610	35,429	4,091	5,005
Horse / Faba beans	3,964	3,191	1,618	56,157	1,934	23,025	1,157	1,485
Field Peas	3,274	3,073	3,787	4,938	82	18,583	2,702	3,391
Haricot beans	2,165	661	*	17,169	459	*	*	82
Chick peas	*	*	-	*	*	-	-	-
Lentils	*	*	*	*	*	2,213	*	*
Vetch / Grass peas	*	-	-	-	-	-	-	-
Soya beans	-	-	-	-	-	-	-	-
Fenugreek	*	*	-	*	*	-	-	-
Gibto	-	-	-	-	-	-	-	-
Oilseeds	*	*	*	6,031	81	*	*	*
Neug	*	*	-	*	*	-	-	-
Linseed	*	*	*	*	*	*	*	*
Groundnuts	*	*	-	*	*	-	-	-
Safflower	*	-	-	-	-	-	-	-
Sesame	-	-	-	-	-	-	-	-
Rapeseed	*	35	-	4,394	35	-	-	-
Vegetables	3,050	2,052	*	184,851	1,809	5,230	*	*
Lettuce	*	*	*	2,993	*	*	*	*
Head cabbage	48	33	*	20,187	26	1,851	2	*
Ethiopian cabbage	1,545	1,443	*	178,334	1,379	*	*	*
Tomatoes	*	*	*	*	*	*	*	*
Green peppers	*	*	-	9,867	*	-	-	-
Red peppers	*	*	*	8,351	*	*	*	*
Swiss chard	16	14	*	12,364	13	*	*	*
Root crops	1,876	1,756	2,217	92,347	1,098	30,998	570	1,880
Beetroot	25	20	*	22,052	19	1,602	*	*
Carrot	*	*	4	6,088	*	2,646	2	4
Onion	34	19	2	13,518	18	*	*	2
Potatoes	1,106	1,074	2,193	38,035	428	27,586	562	1,860
Garlic	42	39	*	22,937	36	*	*	*
Taro 'Godere'	540	504	-	32,393	501	-	-	-
Sweet potatoes	*	*	*	*	*	*	*	*
Other Temporary	564	496	*	50,929	450	*	*	*
Permanent crops	36,708	33,144	590	217,410	32,951	8,927	89	374
Avocado	85	75	-	21,136	75	-	-	-
Bananas	383	281	*	30,559	270	1,766	*	*
Guava	26	15	-	2,727	15	-	-	-
Lemons	35	*	-	5,451	*	-	-	-
Mangoes	*	*	*	5,919	*	*	*	*
Oranges	591	442	*	36,960	391	*	*	*
Papayas	44	42	*	14,275	40	-	-	-
Pineapples	*	*	-	*	*	-	-	-
Chat	4,706	2,769	*	72,453	2,747	2,479	*	*
Coffee	2,985	2,621	-	88,929	2,599	1,878	10	-
Hops / 'Gescho'	*	537	*	42,461	523	1,677	*	*
Enset	26,309	25,972	*	206,930	25,912	3,278	*	*
Sugar cane	*	*	*	15,078	*	-	-	-
Other permanent	90	76	*	17,497	67	-	-	-

(Table 1.7.1 Cont'd.)

Gurage Zone									
Crop type	UREA			UREA + DAP			INDIGENOUS SEED		
	Holder	Hectare	Quintal	Holder	Hectare	Quintal	Holder	Hectare	Quintal
All	13,973	1,857	1,646	25,503	7,329	10,065	253,791	121,774	77,137
Cereals	11,772	1,492	1,155	24,696	6,911	8,942	207,536	64,035	63,072
Teff	3,838	*	329	7,973	2,339	2,268	66,412	25,787	9,015
Barley	4,674	*	*	4,180	*	*	95,770	12,642	21,767
Wheat	5,129	351	297	11,627	2,897	3,950	95,806	14,770	26,852
Maize	*	*	*	5,886	909	1,772	87,470	8,462	4,732
Sorghum	-	-	-	-	-	-	20,365	2,276	458
Finger millet	-	-	-	-	-	-	-	-	-
Oats / 'Aja'	*	*	*	-	-	-	*	*	*
Rice	-	-	-	-	-	-	-	-	-
Pulses	*	*	*	2,811	*	*	118,032	11,083	13,343
Horse/Faba beans	*	*	*	*	*	*	90,336	3,952	6,077
Field Peas	*	*	*	*	*	*	26,554	3,271	4,804
Haricot beans	*	*	*	*	*	*	37,007	2,165	1,378
Chick peas	-	-	-	-	-	-	*	*	*
Lentils	-	-	-	*	*	*	3,985	*	*
Vetch / Grass peas	-	-	-	-	-	-	*	*	*
Soya beans	-	-	-	-	-	-	-	-	-
Fenugreek	-	-	-	-	-	-	*	*	*
Gibto	-	-	-	-	-	-	-	-	-
Oilseeds	-	-	-	*	*	*	20,759	*	717
Neug	-	-	-	-	-	-	*	*	*
Linseed	-	-	-	*	*	*	3,710	*	*
Groundnuts	-	-	-	-	-	-	*	*	-
Safflower	-	-	-	-	-	-	*	*	*
Sesame	-	-	-	-	-	-	-	-	-
Rapeseed	-	-	-	-	-	-	4,986	*	3
Vegetables	*	*	*	1,106	*	*	194,753	3,029	-
Lettuce	-	-	-	-	-	-	*	*	-
Head cabbage	-	-	-	*	*	*	17,273	36	-
Ethiopian cabbage	*	*	*	*	*	*	185,868	1,544	-
Tomatoes	-	-	-	-	-	-	*	*	-
Green peppers	-	-	-	-	-	-	10,383	*	-
Red peppers	*	*	*	*	*	*	18,911	*	-
Swiss chard	-	-	-	*	*	*	10,154	10	-
Root crops	2,320	23	*	2,470	65	268	118,369	1,851	-
Beetroot	-	-	-	*	*	*	17,868	17	-
Carrot	-	-	-	-	-	-	8,041	*	-
Onion	-	-	-	-	-	-	14,067	27	-
Potatoes	*	20	*	2,470	63	264	64,552	1,106	-
Garlic	-	-	-	*	*	*	24,803	38	-
Taro 'Godere'	*	*	-	-	-	-	34,999	540	-
Sweet potatoes	-	-	-	-	-	-	13,152	*	-
Other Temporary	-	-	-	*	*	*	60,101	564	*
Permanent crops	*	*	*	*	*	*	222,574	36,602	*
Avocado	-	-	-	-	-	-	23,168	80	-
Bananas	-	-	-	-	-	-	39,969	381	-
Guava	-	-	-	-	-	-	4,033	25	-
Lemons	-	-	-	-	-	-	8,838	35	-
Mangoes	-	-	-	-	-	-	7,232	*	-
Oranges	-	-	-	*	*	*	43,958	591	-
Papayas	*	*	*	-	-	-	14,675	39	-
Pineapples	-	-	-	-	-	-	*	*	-
Chat	-	-	-	*	*	*	95,167	4,706	-
Coffee	*	*	-	*	*	-	90,510	2,901	-
Hops / 'Geshe'	*	*	*	-	-	-	57,239	*	-
Enset	*	*	*	*	*	*	210,614	26,309	-
Sugar cane	-	-	-	*	*	*	17,976	*	-
Other permanent	-	-	-	*	*	*	20,252	80	*

(Table1.7.1 Cont'd.)

Gurage Zone									
Crop type	Improved seed			Pesticide		Irrigation		Extension package	
	Holder	Hectare	Quintal	Holder	Hectare	Holder	Hectare	Holder	Hectare
All	52,258	5,961	6,214	53,798	24,159	6,163	*	39,777	7,949
Cereals	30,941	5,793	6,204	50,540	23,935	*	*	35,718	7,511
Teff	*	*	*	32,260	13,266	*	*	8,079	*
Barley	*	*	*	9,993	947	-	-	1,776	*
Wheat	13,588	2,642	5,020	35,482	9,500	*	*	11,581	1,731
Maize	14,868	2,088	653	2,404	*	*	*	20,414	3,130
Sorghum	-	-	-	*	*	-	-	*	*
Finger millet	-	-	-	-	-	-	-	-	-
Oats / 'Aja'	-	-	-	*	*	-	-	-	-
Rice	-	-	-	-	-	-	-	-	-
Pulses	*	*	*	*	*	-	-	4,416	236
Horse / Faba beans	*	*	-	*	*	-	-	-	-
Field Peas	*	*	-	-	-	-	-	*	*
Haricot beans	-	-	-	*	*	-	-	3,861	191
Chick peas	-	-	-	*	*	-	-	-	-
Lentils	*	*	*	-	-	-	-	*	*
Vetch/Grass peas	-	-	-	*	*	-	-	-	-
Soya beans	-	-	-	-	-	-	-	-	-
Fenugreek	-	-	-	-	-	-	-	-	-
Gibto	-	-	-	-	-	-	-	-	-
Oilseeds	-	-	-	-	-	-	-	*	*
Neug	-	-	-	-	-	-	-	*	*
Linseed	-	-	-	-	-	-	-	-	-
Groundnuts	-	-	-	-	-	-	-	-	-
Safflower	-	-	-	-	-	-	-	-	-
Sesame	-	-	-	-	-	-	-	-	-
Rapeseed	-	-	-	-	-	-	-	-	-
Vegetables	12,043	21	-	*	*	*	*	*	*
Lettuce	*	*	-	-	-	-	-	-	-
Head cabbage	8,256	12	-	-	-	*	*	-	-
Ethiopian cabbage	*	*	-	*	*	*	*	-	-
Tomatoes	*	*	-	-	-	*	*	*	*
Green peppers	-	-	-	-	-	-	-	-	-
Red peppers	-	-	-	-	-	-	-	-	-
Swiss chard	4,024	*	-	-	-	*	*	-	-
Root crops	13,121	24	*	*	*	2,394	14	5,799	13
Beetroot	9,276	8	-	*	*	-	-	-	-
Carrot	5,988	4	-	-	-	*	*	-	-
Onion	5,993	6	*	-	-	*	*	5,269	6
Potatoes	-	-	-	-	-	*	*	-	-
Garlic	2,616	*	-	-	-	*	*	-	-
Taro 'Godere'	-	-	-	-	-	*	*	-	-
Sweet potatoes	*	*	-	*	*	*	*	*	*
Other Temporary	-	-	-	-	-	*	*	-	-
Permanent crops	12,649	*	*	3,017	*	2,028	*	3,587	*
Avocado	1,433	*	-	-	-	1,124	*	-	-
Bananas	*	*	-	-	-	-	-	-	-
Guava	*	*	-	-	-	-	-	-	-
Lemons	-	-	-	-	-	-	-	-	-
Mangoes	-	-	-	-	-	-	-	-	-
Oranges	-	-	-	*	*	*	*	-	-
Papayas	*	*	-	*	*	*	*	-	-
Pineapples	-	-	-	-	-	-	-	-	-
Chat	-	-	-	*	*	*	*	-	-
Coffee	8,517	*	-	*	*	*	*	-	-
Hops / 'Gescho'	-	-	-	*	*	-	-	-	-
Enset	-	-	-	*	*	*	*	3,587	*
Sugar cane	-	-	-	-	-	*	*	-	-
Other permanent	*	*	*	-	-	-	-	-	-

Table1.7.2 Number of Holders, Inputs Applied Area and Quantity of Inputs used
Hadiya Zone

Crop type	All CROP Area (HA)	All Fertilizers		Natural		DAP		
		Hectare	Quintal	Holder	Hectare	Holder	Hectare	Quintal
All	138,479	114,281	70,024	188,361	32,983	122,877	49,781	39,795
Cereals	96,111	80,755	57,857	89,394	9,229	114,725	43,324	31,710
Teff	28,247	25,957	14,032	6,734	814	56,777	16,121	9,215
Barley	2,782	2,483	1,728	7,245	166	21,423	1,515	1,070
Wheat	31,481	30,894	32,528	3,347	*	60,788	18,035	17,014
Maize	23,474	19,055	8,497	76,162	6,504	39,911	7,161	4,186
Sorghum	9,771	2,070	*	22,448	1,254	5,027	330	185
Finger millet	*	*	*	*	*	*	*	*
Oats / 'Aja'	-	-	-	-	-	-	-	-
Rice	-	-	-	-	-	-	-	-
Pulses	9,479	7,833	5,742	45,812	1,091	34,985	4,222	3,449
Horse / Faba beans	5,355	4,723	3,886	10,648	364	24,580	2,762	2,569
Field Peas	1,959	1,643	883	1,167	*	8,193	1,157	631
Haricot beans	1,755	1,336	*	36,079	663	7,229	235	228
Chick peas	*	*	*	-	-	*	*	*
Lentils	*	*	*	*	*	*	*	*
Vetch / Grass peas	-	-	-	-	-	-	-	-
Soya beans	-	-	-	-	-	-	-	-
Fenugreek	*	*	-	*	*	-	-	-
Gibto	-	-	-	-	-	-	-	-
Oilseeds	2,548	578	389	11,951	235	7,093	227	180
Neug	-	-	-	-	-	-	-	-
Linseed	*	203	58	1,919	32	4,703	105	41
Groundnuts	*	*	-	*	*	-	-	-
Safflower	*	*	-	*	*	-	-	-
Sesame	-	-	-	-	-	-	-	-
Rapeseed	385	324	*	9,390	152	*	*	*
Vegetables	3,021	2,613	*	168,311	2,263	5,562	*	*
Lettuce	*	*	-	*	*	-	-	-
Head cabbage	12	10	-	5,482	10	-	-	-
Ethiopian cabbage	2,240	2,150	38	166,656	2,094	3,795	42	28
Tomatoes	9	9	-	1,666	9	-	-	-
Green peppers	*	43	-	6,001	43	-	-	-
Red peppers	*	*	*	*	*	*	*	*
Swiss chard	6	*	-	2,687	*	-	-	-
Root crops	2,967	2,250	321	103,946	1,846	14,102	322	250
Beetroot	62	62	*	23,735	60	*	*	*
Carrot	8	8	*	2,812	6	*	*	*
Onion	54	53	*	28,415	52	-	-	-
Potatoes	900	768	265	30,827	401	12,717	291	203
Garlic	6	3	-	3,538	3	-	-	-
Taro 'Godere'	*	281	*	19,154	280	*	*	*
Sweet potatoes	1,432	1,076	*	36,440	1,044	*	*	*
Other Temporary	2,326	2,058	*	102,814	1,574	5,895	*	*
Permanent crops	22,027	18,194	4,650	179,555	16,746	26,975	1,177	3,619
Avocado	241	211	*	42,670	198	1,611	*	*
Bananas	994	668	1,159	68,295	447	8,056	156	743
Guava	9	8	*	2,582	6	*	*	*
Lemons	*	*	-	1,215	*	-	-	-
Mangoes	18	15	*	4,957	14	*	*	*
Oranges	31	21	*	4,569	19	*	*	*
Papayas	35	35	*	11,611	33	*	*	*
Pineapples	-	-	-	-	-	-	-	-
Chat	1,247	1,085	256	43,540	1,027	4,149	54	244
Coffee	5,179	2,488	-	75,937	1,524	18,777	803	-
Hops / 'Gesho'	110	86	251	21,224	53	1,700	24	210
Enset	13,008	12,909	114	171,429	12,874	2,165	27	*
Sugar cane	1,097	621	*	50,102	507	*	*	*
Other permanent	53	45	*	20,347	42	*	*	*

(Table1.7.2 Cont'd.)

Hadiya Zone

Crop type	UREA			UREA + DAP			INDIGENOUS SEED		
	Holder	Hectare	Quintal	Holder	Hectare	Quintal	Holder	Hectare	Quintal
All	3,765	193	*	75,672	31,324	29,984	196,518	131,797	86,107
Cereals	1,667	*	*	71,745	28,114	26,033	183,663	89,680	75,110
Teff	-	-	-	38,107	9,023	4,817	101,355	27,762	9,775
Barley	*	*	*	11,323	795	654	43,348	2,542	3,713
Wheat	*	*	*	40,668	12,362	15,422	100,245	29,578	50,242
Maize	1,436	*	17	22,428	5,347	4,294	115,433	19,687	9,551
Sorghum	*	*	*	*	*	*	81,058	9,763	1,749
Finger millet	-	-	-	*	*	*	*	*	*
Oats / 'Aja'	-	-	-	-	-	-	-	-	-
Rice	-	-	-	-	-	-	-	-	-
Pulses	*	*	*	18,176	2,519	2,292	104,376	9,297	10,070
Horse/Faba beans	-	-	-	9,800	1,597	1,317	52,256	5,342	7,206
Field Peas	-	-	-	*	*	*	16,297	1,875	1,496
Haricot beans	*	*	*	*	*	*	57,890	1,669	*
Chick peas	-	-	-	-	-	-	2,161	*	*
Lentils	-	-	-	932	*	5	6,456	*	*
Vetch / Grass peas	-	-	-	-	-	-	-	-	-
Soya beans	-	-	-	-	-	-	-	-	-
Fenugreek	-	-	-	-	-	-	*	*	*
Gibto	-	-	-	-	-	-	-	-	-
Oilseeds	-	-	-	1,854	*	*	30,471	2,548	*
Neug	-	-	-	-	-	-	-	-	-
Linseed	-	-	-	*	*	*	18,025	*	*
Groundnuts	-	-	-	-	-	-	*	*	-
Safflower	-	-	-	-	-	-	*	*	*
Sesame	-	-	-	-	-	-	-	-	-
Rapeseed	-	-	-	*	*	*	12,754	385	17
Vegetables	*	*	*	*	*	*	171,829	3,019	-
Lettuce	-	-	-	-	-	-	*	*	-
Head cabbage	-	-	-	-	-	-	5,001	9	-
Ethiopian cabbage	*	*	*	*	*	*	170,404	2,240	-
Tomatoes	-	-	-	-	-	-	1,666	9	-
Green peppers	-	-	-	-	-	-	9,430	*	-
Red peppers	-	-	-	*	*	*	*	*	-
Swiss chard	-	-	-	-	-	-	3,179	6	-
Root crops	*	*	*	3,007	78	68	117,154	2,959	-
Beetroot	*	*	*	-	-	-	25,221	60	-
Carrot	-	-	-	-	-	-	2,331	6	-
Onion	*	*	*	-	-	-	28,878	50	-
Potatoes	*	*	*	2,776	72	60	50,724	900	-
Garlic	-	-	-	-	-	-	4,459	6	-
Taro 'Godere'	-	-	-	-	-	-	23,782	*	-
Sweet potatoes	-	-	-	*	*	*	41,205	1,432	-
Other Temporary	*	*	*	*	*	*	114,584	2,326	*
Permanent crops	*	*	*	6,177	*	1,030	183,566	21,969	*
Avocado	-	-	-	*	*	*	50,406	239	-
Bananas	-	-	-	3,113	*	*	85,556	994	*
Guava	-	-	-	*	*	*	3,278	9	-
Lemons	-	-	-	-	-	-	2,167	*	-
Mangoes	-	-	-	-	-	-	6,094	15	-
Oranges	-	-	-	-	-	-	6,665	31	-
Papayas	-	-	-	-	-	-	12,104	35	-
Pineapples	-	-	-	-	-	-	-	-	-
Chat	-	-	-	*	*	*	51,082	1,244	-
Coffee	-	-	-	3,102	*	-	94,342	5,155	-
Hops / 'Geshe'	-	-	-	*	*	*	31,455	110	-
Enset	-	-	-	*	*	*	173,748	12,988	-
Sugar cane	*	*	*	*	*	27	60,402	1,091	-
Other permanent	-	-	-	*	*	*	26,940	53	-

(Table 1.7.2 Cont'd.)

Hadiya Zone

[illegible]

Table1.7.3 Number of Holders, Inputs Applied Area and Quantity of Inputs used
Kembata Tembaro Zone

Crop type	All CROP Area (HA)	All Fertilizers		Natural		DAP		
		Hectare	Quintal	Holder	Hectare	Holder	Hectare	Quintal
All	52,672	45,729	23,896	109,032	20,022	56,331	13,473	10,324
Cereals	25,347	22,961	17,871	34,555	1,577	45,607	10,806	7,166
Teff	7,555	7,467	4,724	2,667	130	27,288	4,996	3,047
Barley	1,155	1,065	615	6,171	175	4,516	290	201
Wheat	12,234	11,754	11,538	7,257	404	17,845	3,895	3,203
Maize	*	*	*	14,438	456	6,965	*	*
Sorghum	1,811	431	33	10,415	365	1,843	*	27
Finger millet	111	71	13	2,932	*	939	32	13
Oats / 'Aja'	13	*	*	*	*	-	-	-
Rice	-	-	-	-	-	-	-	-
Pulses	4,805	4,076	2,660	43,401	1,608	15,581	1,736	1,522
Horse / Faba beans	2,941	2,586	1,454	27,118	896	10,192	1,151	907
Field Peas	780	614	513	5,745	200	3,358	333	383
Haricot beans	1,040	847	692	21,333	485	4,873	*	*
Chick peas	*	*	-	*	*	-	-	-
Lentils	*	*	*	-	-	*	*	*
Vetch / Grass peas	-	-	-	-	-	-	-	-
Soya beans	*	*	-	1,511	*	-	-	-
Fenugreek	*	*	-	*	*	-	-	-
Gibto	*	-	-	-	-	-	-	-
Oilseeds	*	91	*	2,951	55	*	*	*
Neug	*	*	-	*	*	-	-	-
Linseed	*	*	*	*	*	*	*	*
Groundnuts	*	*	*	936	*	*	*	*
Safflower	-	-	-	-	-	-	-	-
Sesame	-	-	-	-	-	-	-	-
Rapeseed	*	*	-	1,469	*	-	-	-
Vegetables	1,122	1,066	89	87,949	998	1,048	*	*
Lettuce	-	-	-	-	-	-	-	-
Head cabbage	*	*	*	3,403	*	*	*	*
Ethiopian cabbage	1,012	981	*	87,744	950	*	*	*
Tomatoes	*	*	*	1,807	*	-	-	-
Green peppers	*	*	-	1,969	*	-	-	-
Red peppers	*	*	*	947	*	*	*	*
Swiss chard	*	*	-	*	*	-	-	-
Root crops	5,325	4,193	1,610	72,582	2,972	10,853	462	501
Beetroot	48	42	*	4,515	29	*	*	*
Carrot	*	*	*	2,111	*	*	*	*
Onion	*	*	48	8,662	94	1,339	*	*
Potatoes	1,533	1,461	1,430	27,594	425	7,539	391	432
Garlic	25	24	*	3,730	18	*	*	*
Taro 'Godere'	948	718	*	28,659	716	*	*	*
Sweet potatoes	2,554	1,740	51	42,056	1,670	*	*	*
Other Temporary	1,873	1,183	103	46,986	1,084	1,980	91	77
Permanent crops	13,548	12,159	1,543	107,981	11,729	13,561	327	1,022
Avocado	366	301	68	46,912	291	1,345	7	44
Bananas	1,089	800	867	50,913	651	9,248	130	594
Guava	7	6	-	2,216	6	-	-	-
Lemons	13	9	-	2,944	9	-	-	-
Mangoes	45	36	*	11,143	34	*	*	*
Oranges	59	47	*	7,051	42	*	*	*
Papayas	17	14	-	6,139	14	-	-	-
Pineapples	*	-	-	-	-	-	-	-
Chat	446	372	*	15,635	349	*	*	*
Coffee	2,656	2,256	-	63,865	2,097	5,312	140	-
Hops / 'Gescho'	49	37	*	12,496	34	*	*	*
Enset	7,873	7,782	*	106,096	7,777	735	*	*
Sugar cane	887	475	60	33,025	402	*	*	*
Other permanent	40	24	*	9,631	23	*	*	*

(Table1.7.3 Cont'd.)

Kembata Tembaro Zone

Crop type	UREA			UREA + DAP			INDIGENOUS SEED		
	Holder	Hectare	Quintal	Holder	Hectare	Quintal	Holder	Hectare	Quintal
All	2,800	230	140	43,864	12,004	13,432	112,495	49,721	30,360
Cereals	1,205	113	64	40,791	10,465	10,641	89,241	22,477	25,922
Teff	533	*	11	13,736	2,312	1,666	43,446	7,528	2,737
Barley	*	*	*	6,595	593	410	17,549	1,154	1,819
Wheat	*	*	*	34,401	7,379	8,286	54,657	10,891	20,650
Maize	-	-	-	1,348	169	*	19,401	970	395
Sorghum	-	-	-	*	*	*	25,149	1,811	293
Finger millet	-	-	-	-	-	-	4,916	111	26
Oats / 'Aja'	-	-	-	*	*	*	667	13	*
Rice	-	-	-	-	-	-	-	-	-
Pulses	*	*	*	8,821	731	1,138	62,245	4,787	4,113
Horse/Faba beans	*	*	*	4,661	537	546	43,676	2,935	3,050
Field Peas	-	-	-	1,191	*	*	13,539	779	484
Haricot beans	-	-	-	*	112	*	29,780	1,040	*
Chick peas	-	-	-	-	-	-	*	*	*
Lentils	-	-	-	-	-	-	*	*	*
Vetch / Grass peas	-	-	-	-	-	-	-	-	-
Soya beans	-	-	-	-	-	-	2,490	13	*
Fenugreek	-	-	-	-	-	-	*	*	*
Gibto	-	-	-	-	-	-	*	*	-
Oilseeds	-	-	-	*	*	*	6,564	*	*
Neug	-	-	-	-	-	-	*	*	-
Linseed	-	-	-	*	*	*	3,488	*	*
Groundnuts	-	-	-	-	-	-	1,064	*	-
Safflower	-	-	-	-	-	-	-	-	-
Sesame	-	-	-	-	-	-	-	-	-
Rapeseed	-	-	-	-	-	-	2,010	*	*
Vegetables	*	*	*	1,644	45	*	90,518	1,122	*
Lettuce	-	-	-	-	-	-	-	-	-
Head cabbage	-	-	-	*	*	*	4,428	*	-
Ethiopian cabbage	*	*	*	870	*	*	90,109	1,012	*
Tomatoes	*	*	*	-	-	-	2,683	*	*
Green peppers	-	-	-	-	-	-	1,969	*	-
Red peppers	-	-	-	-	-	-	1,472	*	-
Swiss chard	-	-	-	-	-	-	551	*	-
Root crops	1,191	*	*	12,730	705	1,093	88,047	5,308	-
Beetroot	-	-	-	*	11	*	5,163	41	-
Carrot	*	*	*	*	*	*	3,615	*	-
Onion	*	*	*	*	*	*	11,154	*	-
Potatoes	*	*	*	11,263	636	994	42,652	1,533	-
Garlic	-	-	-	*	*	*	4,776	25	-
Taro 'Godere'	-	-	-	-	-	-	31,904	944	-
Sweet potatoes	*	*	*	*	*	*	49,467	2,554	-
Other Temporary	*	*	*	*	*	*	53,456	1,871	-
Permanent crops	540	*	*	3,623	48	464	109,723	13,531	*
Avocado	-	-	-	*	*	*	52,938	364	-
Bananas	*	*	*	1,479	17	256	57,963	1,089	-
Guava	-	-	-	-	-	-	3,338	7	-
Lemons	-	-	-	-	-	-	4,158	13	-
Mangoes	-	-	-	-	-	-	14,113	45	-
Oranges	-	-	-	-	-	-	9,756	59	-
Papayas	-	-	-	-	-	-	7,299	17	-
Pineapples	-	-	-	-	-	-	*	*	-
Chat	-	-	-	*	*	*	17,834	446	-
Coffee	-	-	-	946	20	-	69,215	2,642	-
Hops / 'Geshe'	-	-	-	*	*	*	18,276	49	-
Enset	-	-	-	*	*	*	107,722	7,873	-
Sugar cane	540	*	*	*	*	*	39,107	887	-
Other permanent	-	-	-	-	-	-	15,276	40	*

Table1.7.4 Number of Holders, Inputs Applied Area and Quantity of Inputs used
Sidama Zone

Crop type	All CROP Area (HA)	All Fertilizers		Natural		DAP		
		Hectare	Quintal	Holder	Hectare	Holder	Hectare	Quintal
All	173,357	99,145	38,816	446,641	69,764	112,680	21,709	26,082
Cereals	51,133	25,965	26,601	136,883	6,216	94,754	14,522	17,432
Teff	3,032	976	*	*	*	7,633	*	*
Barley	10,487	*	*	10,817	744	*	*	*
Wheat	6,075	*	1,799	*	*	11,264	1,385	1,295
Maize	31,316	18,512	21,941	124,064	4,190	73,782	10,000	13,398
Sorghum	169	*	*	1,803	*	*	*	*
Finger millet	*	*	*	-	-	*	*	*
Oats / 'Aja'	*	-	-	-	-	-	-	-
Rice	-	-	-	-	-	-	-	-
Pulses	19,349	8,878	6,352	66,100	2,097	39,166	5,312	5,124
Horse / Faba beans	2,963	408	*	16,894	320	1,832	*	*
Field Peas	*	*	*	*	*	*	*	*
Haricot beans	14,098	7,875	5,934	48,265	1,398	34,118	5,050	4,749
Chick peas	-	-	-	-	-	-	-	-
Lentils	*	-	-	-	-	-	-	-
Vetch / Grass peas	-	-	-	-	-	-	-	-
Soya beans	*	*	-	*	*	-	-	-
Fenugreek	*	*	-	*	*	-	-	-
Gibto	-	-	-	-	-	-	-	-
Oilseeds	*	*	*	*	*	*	*	*
Neug	-	-	-	-	-	-	-	-
Linseed	*	-	-	-	-	-	-	-
Groundnuts	*	*	*	*	*	*	*	*
Safflower	-	-	-	-	-	-	-	-
Sesame	-	-	-	-	-	-	-	-
Rapeseed	*	*	-	*	*	-	-	-
Vegetables	3,195	2,465	424	231,632	2,323	6,790	94	301
Lettuce	-	-	-	-	-	-	-	-
Head cabbage	*	*	*	*	*	*	*	*
Ethiopian cabbage	2,728	2,316	398	222,569	2,200	5,357	70	280
Tomatoes	*	*	-	*	*	-	-	-
Green peppers	89	55	-	14,424	55	-	-	-
Red peppers	*	*	*	*	55	*	*	*
Swiss chard	*	*	-	*	*	-	-	-
Root crops	4,998	1,895	725	84,847	1,343	10,937	518	671
Beetroot	*	*	-	2,730	*	-	-	-
Carrot	10	*	*	*	*	-	-	-
Onion	483	304	-	28,715	304	-	-	-
Potatoes	1,206	794	590	20,131	356	7,712	420	567
Garlic	*	*	-	*	*	-	-	-
Taro 'Godere'	*	9	-	3,744	9	-	-	-
Sweet potatoes	3,166	711	131	29,925	598	4,154	99	104
Other Temporary	685	355	*	41,341	306	*	*	*
Permanent crops	93,802	59,552	4,187	439,324	57,446	27,503	1,251	2,464
Avocado	740	271	*	31,057	248	*	*	*
Bananas	1,855	980	*	67,445	932	4,171	45	*
Guava	38	*	-	*	*	-	-	-
Lemons	*	*	-	*	*	-	-	-
Mangoes	*	*	-	*	*	-	-	-
Oranges	25	13	-	4,505	13	-	-	-
Papayas	*	*	-	*	*	-	-	-
Pineapples	*	*	*	*	*	*	*	*
Chat	12,442	4,537	691	109,634	3,923	9,679	243	246
Coffee	21,495	8,522	-	185,084	7,674	16,041	652	-
Hops / 'Gescho'	190	69	-	8,829	68	*	*	-
Enset	51,116	43,986	757	431,981	43,533	9,987	184	355
Sugar cane	4,849	1,065	193	48,827	950	4,739	100	*
Other permanent	52	*	-	3,343	*	-	-	-

(Table 1.7.4 Cont'd.)

Sidama Zone

Crop type	UREA			UREA + DAP			INDIGENOUS SEED		
	Holder	Hectare	Quintal	Holder	Hectare	Quintal	Holder	Hectare	Quintal
All	15,109	1,877	1,825	35,245	5,796	10,910	507,248	160,550	52,820
Cereals	11,501	1,324	995	29,158	*	8,174	323,654	40,685	37,867
Teff	*	*	*	*	*	*	31,752	2,981	1,690
Barley	-	-	-	*	*	*	62,658	10,482	13,252
Wheat	*	*	*	*	*	*	41,301	5,777	9,197
Maize	8,621	599	558	28,148	*	7,985	272,315	21,247	13,642
Sorghum	-	-	-	-	-	-	8,960	169	57
Finger millet	-	-	-	-	-	-	-	-	-
Oats / 'Aja'	-	-	-	-	-	-	*	*	*
Rice	-	-	-	-	-	-	-	-	-
Pulses	*	*	*	7,096	1,378	*	194,319	18,470	14,858
Horse/Faba beans	*	*	*	-	-	-	51,211	2,960	3,596
Field Peas	-	-	-	-	-	-	16,606	*	1,099
Haricot beans	*	*	*	7,096	1,378	*	133,457	13,222	10,036
Chick peas	-	-	-	-	-	-	-	-	-
Lentils	-	-	-	-	-	-	*	*	*
Vetch / Grass peas	-	-	-	-	-	-	-	-	-
Soya beans	-	-	-	-	-	-	*	*	*
Fenugreek	-	-	-	-	-	-	2,274	*	*
Gibto	-	-	-	-	-	-	*	-	-
Oilseeds	-	-	-	-	-	-	4,310	*	*
Neug	-	-	-	-	-	-	-	-	-
Linseed	-	-	-	-	-	-	*	*	*
Groundnuts	-	-	-	-	-	-	*	*	*
Safflower	-	-	-	-	-	-	-	-	-
Sesame	-	-	-	-	-	-	-	-	-
Rapeseed	-	-	-	-	-	-	*	*	-
Vegetables	*	*	*	*	*	*	281,684	3,141	*
Lettuce	-	-	-	-	-	-	-	-	-
Head cabbage	-	-	-	*	*	*	*	*	*
Ethiopian cabbage	*	*	*	*	*	*	266,559	2,681	*
Tomatoes	-	-	-	-	-	-	*	*	-
Green peppers	-	-	-	-	-	-	19,013	89	-
Red peppers	-	-	-	-	-	-	*	*	-
Swiss chard	-	-	-	-	-	-	*	*	-
Root crops	-	-	-	2,318	*	*	182,493	4,941	*
Beetroot	-	-	-	-	-	-	*	*	-
Carrot	-	-	-	*	*	*	*	*	-
Onion	-	-	-	-	-	-	33,393	482	-
Potatoes	-	-	-	*	*	*	41,363	1,206	-
Garlic	-	-	-	-	-	-	*	*	*
Taro 'Godere'	-	-	-	-	-	-	7,809	*	-
Sweet potatoes	-	-	-	*	*	*	114,253	3,127	-
Other Temporary	*	*	*	*	*	*	68,516	664	-
Permanent crops	8,397	*	*	12,973	429	1,097	497,082	92,525	*
Avocado	-	-	-	-	-	-	82,017	737	-
Bananas	*	*	*	*	*	*	119,739	1,855	-
Guava	-	-	-	-	-	-	7,564	38	-
Lemons	-	-	-	-	-	-	*	*	-
Mangoes	-	-	-	-	-	-	*	*	-
Oranges	-	-	-	-	-	-	9,192	25	-
Papayas	-	-	-	-	-	-	*	*	-
Pineapples	-	-	-	-	-	-	*	*	-
Chat	*	*	*	*	165	*	229,308	12,442	*
Coffee	*	*	-	3,654	*	-	271,553	20,356	-
Hops / 'Gescho'	-	-	-	-	-	-	20,293	190	-
Enset	*	*	*	4,781	79	92	486,641	50,980	*
Sugar cane	-	-	-	*	*	*	137,830	4,849	*
Other permanent	-	-	-	-	-	-	9,592	52	*

(Table 1.7.4 Cont'd.)

Sidama Zone

[illegible]

Table1.7.5 Number of Holders, Inputs Applied Area and Quantity of Inputs used

Gedio Zone

Crop type	All CROP Area (HA)	All Fertilizers		Natural		DAP		
		Hectare	Quintal	Holder	Hectare	Holder	Hectare	Quintal
All	48,427	20,249	4,229	117,047	16,293	9,361	*	*
Cereals	13,580	5,850	3,375	46,898	2,234	*	*	*
Teff	*	-	-	-	-	-	-	-
Barley	3,456	*	*	7,962	*	*	*	*
Wheat	*	-	-	-	-	-	-	-
Maize	9,731	4,482	3,366	40,848	896	*	*	*
Sorghum	*	*	-	*	*	-	-	-
Finger millet	*	*	-	*	*	-	-	-
Oats / 'Aja'	-	-	-	-	-	-	-	-
Rice	-	-	-	-	-	-	-	-
Pulses	2,070	1,084	*	18,331	1,002	*	*	*
Horse / Faba beans	1,167	504	*	7,993	423	*	*	*
Field Peas	657	*	-	*	*	-	-	-
Haricot beans	245	109	-	9,775	108	-	-	-
Chick peas	*	-	-	-	-	-	-	-
Lentils	-	-	-	-	-	-	-	-
Vetch / Grass peas	-	-	-	*	-	-	-	-
Soya beans	*	*	-	*	*	-	-	-
Fenugreek	*	*	-	*	*	-	-	-
Gibto	-	-	-	-	-	-	-	-
Oilseeds	23	15	*	1,094	11	-	-	-
Neug	-	-	-	-	-	-	-	-
Linseed	*	*	-	*	*	-	-	-
Groundnuts	*	*	-	*	*	-	-	-
Safflower	*	*	-	*	*	-	-	-
Sesame	*	*	-	*	*	-	-	-
Rapeseed	*	*	*	*	*	-	-	-
Vegetables	975	659	*	65,285	629	*	*	*
Lettuce	*	-	-	-	-	-	-	-
Head cabbage	*	*	-	*	*	-	-	-
Ethiopian cabbage	935	637	*	64,174	608	*	*	*
Tomatoes	2	*	-	712	*	-	-	-
Green peppers	30	*	-	5,426	*	-	-	-
Red peppers	*	-	-	-	-	-	-	-
Swiss chard	*	*	-	*	*	-	-	-
Root crops	725	274	*	21,232	262	*	*	*
Beetroot	*	*	-	*	*	-	-	-
Carrot	*	*	*	-	-	-	-	-
Onion	63	59	-	5,452	59	-	-	-
Potatoes	*	*	-	*	*	-	-	-
Garlic	*	-	-	-	-	-	-	-
Taro 'Godere'	143	89	-	9,371	89	-	-	-
Sweet potatoes	505	120	*	6,899	108	*	*	*
Other Temporary	307	185	*	25,651	184	*	*	*
Permanent crops	30,747	12,182	*	108,710	11,971	*	*	*
Avocado	*	*	-	15,051	*	-	-	-
Bananas	550	280	*	13,630	279	*	*	*
Guava	*	*	-	*	*	-	-	-
Lemons	-	-	-	-	-	-	-	-
Mangoes	*	*	-	*	*	-	-	-
Oranges	*	*	-	*	*	-	-	-
Papayas	*	*	-	*	*	-	-	-
Pineapples	-	-	-	-	-	-	-	-
Chat	303	*	-	*	*	-	-	-
Coffee	15,436	5,160	-	76,080	5,064	*	*	-
Hops / 'Gescho'	67	*	-	1,745	*	-	-	-
Enset	13,151	6,116	*	99,332	6,020	*	*	*
Sugar cane	892	347	*	14,686	328	-	-	-
Other permanent	46	*	-	3,728	*	-	-	-

(Table1.7.5 Cont'd.)

Gedio Zone

Crop type	UREA			UREA + DAP			INDIGENOUS SEED		
	Holder	Hectare	Quintal	Holder	Hectare	Quintal	Holder	Hectare	Quintal
All	723	*	*	2,708	649	1,408	146,323	44,407	9,276
Cereals	*	*	*	2,544	615	1,092	90,013	10,646	7,647
Teff	-	-	-	-	-	-	*	*	*
Barley	-	-	-	-	-	-	22,983	3,450	4,017
Wheat	-	-	-	-	-	-	3,200	*	*
Maize	*	*	*	2,544	615	1,092	81,703	6,802	3,030
Sorghum	-	-	-	-	-	-	*	*	*
Finger millet	-	-	-	-	-	-	*	*	*
Oats / 'Aja'	-	-	-	-	-	-	-	-	-
Rice	-	-	-	-	-	-	-	-	-
Pulses	-	-	-	*	*	-	39,497	2,062	1,606
Horse/Faba beans	-	-	-	-	-	-	22,735	1,167	907
Field Peas	-	-	-	-	-	-	6,077	657	528
Haricot beans	-	-	-	*	*	-	19,285	238	171
Chick peas	-	-	-	-	-	-	*	*	*
Lentils	-	-	-	-	-	-	-	-	-
Vetch / Grass peas	-	-	-	-	-	-	*	-	-
Soya beans	-	-	-	-	-	-	*	*	*
Fenugreek	-	-	-	-	-	-	*	*	*
Gibto	-	-	-	-	-	-	-	-	-
Oilseeds	-	-	-	*	*	*	1,785	23	*
Neug	-	-	-	-	-	-	-	-	-
Linseed	-	-	-	-	-	-	*	*	*
Groundnuts	-	-	-	-	-	-	*	*	-
Safflower	-	-	-	-	-	-	*	*	*
Sesame	-	-	-	-	-	-	*	*	-
Rapeseed	-	-	-	*	*	*	*	*	*
Vegetables	*	*	*	*	*	*	86,829	975	-
Lettuce	-	-	-	-	-	-	*	*	-
Head cabbage	-	-	-	-	-	-	*	*	-
Ethiopian cabbage	*	*	*	*	*	*	85,115	935	-
Tomatoes	-	-	-	-	-	-	1,417	2	-
Green peppers	-	-	-	-	-	-	9,409	30	-
Red peppers	-	-	-	-	-	-	*	*	-
Swiss chard	-	-	-	-	-	-	*	*	-
Root crops	*	*	*	*	*	*	38,497	724	*
Beetroot	-	-	-	-	-	-	-	-	-
Carrot	-	-	-	*	*	*	-	-	-
Onion	-	-	-	-	-	-	6,590	63	*
Potatoes	-	-	-	-	-	-	*	*	-
Garlic	-	-	-	-	-	-	*	*	-
Taro 'Godere'	-	-	-	-	-	-	13,493	143	-
Sweet potatoes	*	*	*	*	*	-	21,349	505	-
Other Temporary	-	-	-	-	-	-	34,197	307	*
Permanent crops	*	*	*	853	*	*	144,999	29,670	*
Avocado	-	-	-	-	-	-	25,055	*	-
Bananas	-	-	-	-	-	-	26,001	549	-
Guava	-	-	-	-	-	-	*	*	-
Lemons	-	-	-	-	-	-	-	-	-
Mangoes	-	-	-	-	-	-	*	*	-
Oranges	-	-	-	-	-	-	*	*	-
Papayas	-	-	-	-	-	-	*	*	-
Pineapples	-	-	-	-	-	-	-	-	-
Chat	-	-	-	-	-	-	6,657	303	-
Coffee	*	*	-	*	*	-	117,942	14,360	-
Hops / 'Gescho'	-	-	-	-	-	-	5,329	67	-
Enset	-	-	-	*	*	*	138,324	13,151	*
Sugar cane	*	*	*	-	-	-	27,700	892	-
Other permanent	-	-	-	-	-	-	8,137	46	-

(Table 1.7.5 Cont'd.)

Gedio Zone

[illegible]

Table1.7.6 Number of Holders, Inputs Applied Area and Quantity of Inputs used
Welayita Zone

Crop type	All CROP Area (HA)	All Fertilizers		Natural		DAP		
		Hectare	Quintal	Holder	Hectare	Holder	Hectare	Quintal
All	119,333	91,519	27,255	251,695	49,454	140,129	38,692	25,044
Cereals	56,475	43,904	23,039	100,698	7,157	124,895	33,787	21,111
Teff	25,049	23,376	11,965	12,716	868	93,930	20,595	10,941
Barley	1,331	1,168	*	18,255	700	5,543	*	*
Wheat	5,418	5,175	4,349	13,378	639	30,091	3,892	3,813
Maize	22,070	12,904	6,243	62,546	3,772	36,361	8,737	5,880
Sorghum	2,606	1,281	*	26,547	1,177	*	*	*
Finger millet	-	-	-	-	-	-	-	-
Oats / 'Aja'	-	-	-	-	-	-	-	-
Rice	-	-	-	-	-	-	-	-
Pulses	16,138	10,831	2,076	119,508	6,796	40,367	3,753	1,895
Horse / Faba beans	1,750	1,145	*	31,982	1,123	*	*	*
Field Peas	2,540	1,771	*	33,875	1,635	*	*	*
Haricot beans	11,209	7,464	1,878	80,518	3,677	38,151	3,529	1,715
Chick peas	635	*	*	6,022	*	*	*	*
Lentils	*	*	*	*	*	*	*	*
Vetch / Grass peas	-	-	-	-	-	-	-	-
Soya beans	-	-	-	-	-	-	-	-
Fenugreek	-	-	-	-	-	-	-	-
Gibto	-	-	-	-	-	-	-	-
Oilseeds	11	*	*	1,254	*	*	*	*
Neug	-	-	-	-	-	-	-	-
Linseed	10	*	*	*	*	*	*	*
Groundnuts	*	*	-	*	*	-	-	-
Safflower	-	-	-	-	-	-	-	-
Sesame	-	-	-	-	-	-	-	-
Rapeseed	-	-	-	-	-	-	-	-
Vegetables	1,169	1,029	*	103,006	964	2,970	*	*
Lettuce	-	-	-	-	-	-	-	-
Head cabbage	*	*	*	*	*	*	*	*
Ethiopian cabbage	670	656	*	97,387	654	*	*	*
Tomatoes	*	*	-	*	*	-	-	-
Green peppers	134	125	*	11,681	111	*	*	*
Red peppers	*	*	*	3,995	*	*	*	*
Swiss chard	*	*	*	*	*	*	*	*
Root crops	19,470	15,083	444	208,099	14,349	13,975	613	377
Beetroot	*	*	*	2,251	*	*	*	*
Carrot	*	*	-	3,153	*	-	-	-
Onion	*	*	-	7,024	*	-	-	-
Potatoes	1,176	1,101	352	30,896	532	9,405	471	299
Garlic	-	-	-	-	-	-	-	-
Taro 'Godere'	3,191	2,828	*	103,990	2,802	*	*	*
Sweet potatoes	14,903	11,008	58	190,218	10,868	3,678	126	54
Other Temporary	6,953	3,499	*	94,101	3,340	*	*	*
Permanent crops	19,116	17,164	1,404	234,406	16,841	13,151	317	1,378
Avocado	679	570	297	91,201	521	4,223	46	281
Bananas	1,356	987	511	82,267	871	4,996	114	501
Guava	21	*	-	4,419	*	-	-	-
Lemons	*	*	-	*	*	-	-	-
Mangoes	*	245	*	25,544	228	*	*	*
Oranges	89	77	*	11,790	59	*	*	*
Papayas	83	76	-	17,839	76	-	-	-
Pineapples	-	-	-	-	-	-	-	-
Chat	*	*	-	*	*	-	-	-
Coffee	5,196	4,616	-	169,617	4,516	4,524	100	-
Hops / 'Gesho'	20	15	*	4,899	13	*	*	*
Enset	10,267	9,881	-	218,103	9,881	-	-	-
Sugar cane	769	584	*	65,400	564	*	*	*
Other permanent	62	45	-	8,881	45	-	-	-

(Table 1.7.6 Cont'd.)

Welayita Zone

Crop type	UREA			UREA + DAP			INDIGENOUS SEED		
	Holder	Hectare	Quintal	Holder	Hectare	Quintal	Holder	Hectare	Quintal
All	3,136	230	74	18,938	3,143	2,137	263,369	111,817	32,050
Cereals	1,405	*	*	18,394	2,805	1,876	199,391	49,273	24,517
Teff	*	*	*	9,914	1,857	1,013	118,687	24,546	11,610
Barley	-	-	-	*	*	*	26,435	1,263	1,379
Wheat	*	*	*	5,639	579	509	46,065	4,922	7,056
Maize	*	*	*	5,188	363	351	94,063	15,935	3,967
Sorghum	*	*	*	-	-	-	46,949	2,606	505
Finger millet	-	-	-	-	-	-	-	-	-
Oats / 'Aja'	-	-	-	-	-	-	-	-	-
Rice	-	-	-	-	-	-	-	-	-
Pulses	*	*	*	*	*	163	168,142	16,045	7,516
Horse/Faba beans	-	-	-	-	-	-	38,068	1,740	1,393
Field Peas	*	*	-	*	*	*	45,988	2,509	1,658
Haricot beans	*	*	*	*	*	*	128,234	11,163	4,283
Chick peas	-	-	-	-	-	-	9,525	630	178
Lentils	-	-	-	-	-	-	*	*	*
Vetch / Grass peas	-	-	-	-	-	-	-	-	-
Soya beans	-	-	-	-	-	-	-	-	-
Fenugreek	-	-	-	-	-	-	-	-	-
Gibto	-	-	-	-	-	-	-	-	-
Oilseeds	-	-	-	-	-	-	2,140	11	*
Neug	-	-	-	-	-	-	-	-	-
Linseed	-	-	-	-	-	-	1,861	10	*
Groundnuts	-	-	-	-	-	-	*	*	*
Safflower	-	-	-	-	-	-	-	-	-
Sesame	-	-	-	-	-	-	-	-	-
Rapeseed	-	-	-	-	-	-	-	-	-
Vegetables	-	-	-	-	-	-	105,960	1,160	-
Lettuce	-	-	-	-	-	-	-	-	-
Head cabbage	-	-	-	-	-	-	*	*	-
Ethiopian cabbage	-	-	-	-	-	-	99,744	670	-
Tomatoes	-	-	-	-	-	-	*	*	-
Green peppers	-	-	-	-	-	-	12,751	129	-
Red peppers	-	-	-	-	-	-	6,443	*	-
Swiss chard	-	-	-	-	-	-	*	*	-
Root crops	*	*	*	*	*	*	230,107	19,457	*
Beetroot	-	-	-	-	-	-	*	*	-
Carrot	-	-	-	-	-	-	*	*	-
Onion	-	-	-	-	-	-	6,348	*	-
Potatoes	*	*	-	*	*	*	44,009	1,176	-
Garlic	-	-	-	-	-	-	-	-	-
Taro 'Godere'	-	-	-	*	*	*	114,009	3,191	-
Sweet potatoes	*	*	*	-	-	-	218,104	14,897	*
Other Temporary	-	-	-	*	*	*	112,873	6,835	-
Permanent crops	*	*	-	*	*	*	241,813	19,036	*
Avocado	-	-	-	*	*	*	108,122	673	-
Bananas	-	-	-	*	*	*	103,283	1,356	-
Guava	-	-	-	-	-	-	8,062	18	-
Lemons	-	-	-	-	-	-	*	*	-
Mangoes	-	-	-	-	-	-	34,729	*	-
Oranges	-	-	-	-	-	-	16,107	89	-
Papayas	-	-	-	-	-	-	20,422	83	-
Pineapples	-	-	-	-	-	-	-	-	-
Chat	-	-	-	-	-	-	*	*	-
Coffee	-	-	-	-	-	-	179,668	5,141	-
Hops / 'Gescho'	-	-	-	-	-	-	7,707	20	-
Enset	-	-	-	-	-	-	224,332	10,255	-
Sugar cane	*	*	-	-	-	-	76,111	769	-
Other permanent	-	-	-	-	-	-	13,084	62	*

(Table1.7.6 Cont'd.)

Welayita Zone

Crop type	Improved seed			Pesticide		Irrigation		Extension package	
	Holder	Hectare	Quintal	Holder	Hectare	Holder	Hectare	Holder	Hectare
All	40,766	7,511	2,495	10,958	824	7,941	115	48,704	13,435
Cereals	30,753	7,202	2,433	2,817	*	*	*	36,519	11,249
Teff	2,522	503	*	*	*	*	*	12,534	2,631
Barley	*	*	*	*	*	-	-	*	*
Wheat	4,045	*	*	*	*	-	-	9,095	*
Maize	24,338	6,135	1,089	*	*	*	*	18,026	*
Sorghum	-	-	-	-	-	-	-	2,803	134
Finger millet	-	-	-	-	-	-	-	-	-
Oats / 'Aja'	-	-	-	-	-	-	-	-	-
Rice	-	-	-	-	-	-	-	-	-
Pulses	3,063	93	*	1,068	*	*	*	14,718	990
Horse / Faba beans	*	*	*	-	-	-	-	-	-
Field Peas	*	*	-	*	*	-	-	*	*
Haricot beans	*	*	*	*	*	-	-	11,529	729
Chick peas	*	*	*	-	-	*	*	*	*
Lentils	-	-	-	-	-	-	-	-	-
Vetch/Grass peas	-	-	-	-	-	-	-	-	-
Soya beans	-	-	-	-	-	-	-	-	-
Fenugreek	-	-	-	-	-	-	-	-	-
Gibto	-	-	-	-	-	-	-	-	-
Oilseeds	-	-	-	*	*	-	-	-	-
Neug	-	-	-	-	-	-	-	-	-
Linseed	-	-	-	*	*	-	-	-	-
Groundnuts	-	-	-	-	-	-	-	-	-
Safflower	-	-	-	-	-	-	-	-	-
Sesame	-	-	-	-	-	-	-	-	-
Rapeseed	-	-	-	-	-	-	-	-	-
Vegetables	*	*	*	-	-	*	*	*	*
Lettuce	-	-	-	-	-	-	-	-	-
Head cabbage	*	*	-	-	-	*	*	-	-
Ethiopian cabbage	-	-	-	-	-	*	*	-	-
Tomatoes	*	*	-	-	-	-	-	*	*
Green peppers	*	*	-	-	-	*	*	-	-
Red peppers	*	*	*	-	-	*	*	*	*
Swiss chard	-	-	-	-	-	*	*	-	-
Root crops	2,244	*	-	*	*	3,546	*	9,412	*
Beetroot	*	*	-	-	-	*	*	-	-
Carrot	*	*	-	-	-	*	*	-	-
Onion	*	*	-	-	-	*	*	*	*
Potatoes	-	-	-	-	-	-	-	*	*
Garlic	-	-	-	-	-	-	-	-	-
Taro 'Godere'	-	-	-	-	-	*	*	-	-
Sweet potatoes	*	*	-	*	*	*	*	*	*
Other Temporary	*	*	*	*	*	*	*	*	*
Permanent crops	5,174	75	-	*	*	5,285	39	*	*
Avocado	1,131	*	-	*	*	*	*	-	-
Bananas	-	-	-	*	*	*	*	-	-
Guava	*	*	-	-	-	-	-	-	-
Lemons	-	-	-	-	-	-	-	-	-
Mangoes	*	*	-	-	-	*	*	-	-
Oranges	-	-	-	-	-	-	-	-	-
Papayas	-	-	-	-	-	-	-	-	-
Pineapples	-	-	-	-	-	-	-	-	-
Chat	-	-	-	-	-	-	-	-	-
Coffee	3,427	55	-	-	-	*	*	-	-
Hops / 'Geshe'	-	-	-	*	*	*	*	-	-
Enset	*	*	-	-	-	*	*	*	*
Sugar cane	-	-	-	-	-	-	-	-	-
Other permanent	-	-	-	-	-	*	*	-	-

Table 1.7.7 Number of Holders, Inputs Applied Area and Quantity of Inputs used
South Omo Zone

Crop type	All CROP Area (HA)	All Fertilizers		Natural		DAP		
		Hectare	Quintal	Holder	Hectare	Holder	Hectare	Quintal
All	47,019	2,050	*	16,339	1,844	*	*	-
Cereals	29,886	246	*	1,863	71	-	-	-
Teff	5,673	-	-	-	-	-	-	-
Barley	4,167	*	-	*	*	-	-	-
Wheat	*	*	-	*	*	-	-	-
Maize	10,262	207	*	1,649	33	-	-	-
Sorghum	8,160	*	-	382	*	-	-	-
Finger millet	*	-	-	-	-	-	-	-
Oats / 'Aja'	*	*	-	*	*	-	-	-
Rice	-	-	-	-	-	-	-	-
Pulses	6,084	112	*	1,857	92	-	-	-
Horse / Faba beans	1,965	*	-	*	*	-	-	-
Field Peas	1,434	-	-	-	-	-	-	-
Haricot beans	2,662	60	*	879	*	-	-	-
Chick peas	-	-	-	-	-	-	-	-
Lentils	*	-	-	-	-	-	-	-
Vetch / Grass peas	-	-	-	-	-	-	-	-
Soya beans	*	-	-	-	-	-	-	-
Fenugreek	*	*	-	*	*	-	-	-
Gibto	-	-	-	-	-	-	-	-
Oilseeds	474	*	*	*	*	-	-	-
Neug	-	-	-	-	-	-	-	-
Linseed	*	*	-	*	*	-	-	-
Groundnuts	*	-	-	-	-	-	-	-
Safflower	277	*	*	-	-	-	-	-
Sesame	*	-	-	-	-	-	-	-
Rapeseed	-	-	-	-	-	-	-	-
Vegetables	290	*	-	4,557	*	-	-	-
Lettuce	-	-	-	-	-	-	-	-
Head cabbage	*	-	-	-	-	-	-	-
Ethiopian cabbage	263	*	-	4,557	*	-	-	-
Tomatoes	*	-	-	-	-	-	-	-
Green peppers	18	*	-	*	*	-	-	-
Red peppers	*	-	-	-	-	-	-	-
Swiss chard	-	-	-	-	-	-	-	-
Root crops	1,030	27	-	3,984	27	-	-	-
Beetroot	*	-	-	-	-	-	-	-
Carrot	*	-	-	-	-	-	-	-
Onion	133	5	-	1,517	5	-	-	-
Potatoes	*	*	-	*	*	-	-	-
Garlic	*	*	-	*	*	-	-	-
Taro 'Godere'	520	*	-	1,301	*	-	-	-
Sweet potatoes	313	*	-	*	*	-	-	-
Other Temporary	962	73	-	3,290	73	-	-	-
Permanent crops	8,293	1,533	-	13,812	1,525	*	*	-
Avocado	*	*	-	*	*	-	-	-
Bananas	382	*	-	978	*	-	-	-
Guava	*	-	-	-	-	-	-	-
Lemons	*	-	-	-	-	-	-	-
Mangoes	52	*	-	*	*	-	-	-
Oranges	*	-	-	-	-	-	-	-
Papayas	36	*	-	570	*	-	-	-
Pineapples	*	-	-	-	-	-	-	-
Chat	*	-	-	-	-	-	-	-
Coffee	3,381	290	-	5,463	290	-	-	-
Hops / 'Gescho'	10	*	-	*	*	-	-	-
Enset	4,227	1,177	-	12,880	1,168	*	*	-
Sugar cane	149	*	-	*	*	-	-	-
Other permanent	19	*	-	760	*	-	-	-

(Table 1.7.7 Cont'd.)

South Omo Zone

Crop type	UREA			UREA + DAP			INDIGENOUS SEED		
	Holder	Hectare	Quintal	Holder	Hectare	Quintal	Holder	Hectare	Quintal
All	*	*	*	*	*	*	75,102	46,822	11,099
Cereals	*	*	*	*	*	*	69,782	29,711	8,771
Teff	-	-	-	-	-	-	13,563	5,673	*
Barley	-	-	-	-	-	-	16,848	4,167	2,357
Wheat	-	-	-	-	-	-	8,942	*	*
Maize	*	*	*	*	*	*	46,137	10,087	2,954
Sorghum	-	-	-	-	-	-	30,764	8,160	792
Finger millet	-	-	-	-	-	-	*	*	*
Oats / 'Aja'	-	-	-	-	-	-	*	*	*
Rice	-	-	-	-	-	-	-	-	-
Pulses	*	*	*	*	*	*	50,375	6,084	2,226
Horse/Faba beans	-	-	-	-	-	-	17,331	1,965	877
Field Peas	-	-	-	-	-	-	9,246	1,434	564
Haricot beans	*	*	*	*	*	*	36,931	2,662	776
Chick peas	-	-	-	-	-	-	-	-	-
Lentils	-	-	-	-	-	-	695	*	*
Vetch / Grass peas	-	-	-	-	-	-	-	-	-
Soya beans	-	-	-	-	-	-	*	*	-
Fenugreek	-	-	-	-	-	-	*	*	*
Gibto	-	-	-	-	-	-	-	-	-
Oilseeds	-	-	-	*	*	*	12,875	474	95
Neug	-	-	-	-	-	-	-	-	-
Linseed	-	-	-	-	-	-	4,085	*	*
Groundnuts	-	-	-	-	-	-	1,537	*	*
Safflower	-	-	-	*	*	*	8,028	277	30
Sesame	-	-	-	-	-	-	*	*	*
Rapeseed	-	-	-	-	-	-	-	-	-
Vegetables	-	-	-	-	-	-	25,619	290	*
Lettuce	-	-	-	-	-	-	-	-	-
Head cabbage	-	-	-	-	-	-	*	*	-
Ethiopian cabbage	-	-	-	-	-	-	24,126	263	*
Tomatoes	-	-	-	-	-	-	*	*	-
Green peppers	-	-	-	-	-	-	2,989	18	-
Red peppers	-	-	-	-	-	-	*	*	-
Swiss chard	-	-	-	-	-	-	-	-	-
Root crops	-	-	-	-	-	-	33,929	1,028	*
Beetroot	-	-	-	-	-	-	*	*	-
Carrot	-	-	-	-	-	-	*	*	-
Onion	-	-	-	-	-	-	6,875	132	-
Potatoes	-	-	-	-	-	-	*	*	-
Garlic	-	-	-	-	-	-	*	*	-
Taro 'Godere'	-	-	-	-	-	-	19,017	520	-
Sweet potatoes	-	-	-	-	-	-	13,452	313	*
Other Temporary	-	-	-	-	-	-	25,203	962	*
Permanent crops	-	-	-	-	-	-	58,850	8,274	*
Avocado	-	-	-	-	-	-	1,271	*	-
Bananas	-	-	-	-	-	-	18,441	381	-
Guava	-	-	-	-	-	-	*	*	-
Lemons	-	-	-	-	-	-	*	*	-
Mangoes	-	-	-	-	-	-	5,336	51	-
Oranges	-	-	-	-	-	-	*	*	-
Papayas	-	-	-	-	-	-	3,775	36	-
Pineapples	-	-	-	-	-	-	*	*	-
Chat	-	-	-	-	-	-	1,196	*	-
Coffee	-	-	-	-	-	-	36,808	3,366	-
Hops / 'Geshe'	-	-	-	-	-	-	1,448	10	-
Enset	-	-	-	-	-	-	49,508	4,224	*
Sugar cane	-	-	-	-	-	-	5,939	149	-
Other permanent	-	-	-	-	-	-	4,426	19	*

(Table 1.7.7 Cont'd.)

South Omo Zone

[illegible]

Table1.7.8 Number of Holders, Inputs Applied Area and Quantity of Inputs used

Sheka Zone

Crop type	All CROP Area (HA)	All Fertilizers		Natural		DAP		
		Hectare	Quintal	Holder	Hectare	Holder	Hectare	Quintal
All	20,940	1,131	*	7,855	1,088	*	*	*
Cereals	7,474	77	*	484	*	*	*	*
Teff	726	-	-	-	-	-	-	-
Barley	137	-	-	-	-	-	-	-
Wheat	*	-	-	-	-	-	-	-
Maize	1,475	*	*	409	*	*	*	*
Sorghum	4,835	*	*	*	*	-	-	-
Finger millet	144	-	-	-	-	-	-	-
Oats / 'Aja'	*	-	-	-	-	-	-	-
Rice	*	-	-	-	-	-	-	-
Pulses	2,774	*	*	454	*	-	-	-
Horse / Faba beans	864	*	-	204	*	-	-	-
Field Peas	1,655	*	-	*	*	-	-	-
Haricot beans	253	*	*	*	*	-	-	-
Chick peas	-	-	-	-	-	-	-	-
Lentils	-	-	-	-	-	-	-	-
Vetch / Grass peas	-	-	-	-	-	-	-	-
Soya beans	*	-	-	-	-	-	-	-
Fenugreek	*	-	-	-	-	-	-	-
Gibto	*	-	-	-	-	-	-	-
Oilseeds	55	*	-	*	*	-	-	-
Neug	-	-	-	-	-	-	-	-
Linseed	*	-	-	-	-	-	-	-
Groundnuts	*	-	-	-	-	-	-	-
Safflower	*	-	-	-	-	-	-	-
Sesame	*	-	-	-	-	-	-	-
Rapeseed	23	*	-	*	*	-	-	-
Vegetables	214	15	*	2,322	15	-	-	-
Lettuce	-	-	-	-	-	-	-	-
Head cabbage	*	-	-	-	-	-	-	-
Ethiopian cabbage	87	14	*	2,194	14	-	-	-
Tomatoes	*	*	-	*	*	-	-	-
Green peppers	44	*	-	*	*	-	-	-
Red peppers	78	*	-	*	*	-	-	-
Swiss chard	*	-	-	-	-	-	-	-
Root crops	550	34	-	2,192	34	-	-	-
Beetroot	*	-	-	-	-	-	-	-
Carrot	-	-	-	-	-	-	-	-
Onion	*	*	-	*	*	-	-	-
Potatoes	23	*	-	*	*	-	-	-
Garlic	7	*	-	*	*	-	-	-
Taro 'Godere'	439	30	-	1,935	30	-	-	-
Sweet potatoes	3	-	-	-	-	-	-	-
Other Temporary	477	4	-	397	4	-	-	-
Permanent crops	9,396	951	*	6,701	950	-	-	-
Avocado	8	*	-	*	*	-	-	-
Bananas	124	*	-	688	*	-	-	-
Guava	2	*	*	-	-	-	-	-
Lemons	3	-	-	-	-	-	-	-
Mangoes	88	*	*	508	*	-	-	-
Oranges	76	4	-	471	4	-	-	-
Papayas	45	*	-	800	*	-	-	-
Pineapples	*	*	-	*	*	-	-	-
Chat	191	*	-	220	*	-	-	-
Coffee	5,612	*	-	997	*	-	-	-
Hops / 'Gesho'	38	-	-	-	-	-	-	-
Enset	3,061	856	-	5,984	856	-	-	-
Sugar cane	124	6	-	843	6	-	-	-
Other permanent	7	*	-	*	*	-	-	-

(Table 1.7.8 Cont'd.)

Sheka Zone

Crop type	UREA			UREA + DAP			INDIGENOUS SEED		
	Holder	Hectare	Quintal	Holder	Hectare	Quintal	Holder	Hectare	Quintal
All	*	*	*	-	-	-	30,789	20,557	4,720
Cereals	*	*	*	-	-	-	23,881	7,422	3,174
Teff	-	-	-	-	-	-	4,190	721	841
Barley	-	-	-	-	-	-	1,333	137	186
Wheat	-	-	-	-	-	-	1,318	*	*
Maize	*	*	-	-	-	-	11,425	1,446	565
Sorghum	*	*	*	-	-	-	16,776	4,818	1,358
Finger millet	-	-	-	-	-	-	1,376	144	46
Oats / 'Aja'	-	-	-	-	-	-	*	*	*
Rice	-	-	-	-	-	-	*	*	*
Pulses	*	*	*	-	-	-	12,210	2,744	1,533
Horse/Faba beans	-	-	-	-	-	-	4,936	864	780
Field Peas	-	-	-	-	-	-	5,179	1,625	627
Haricot beans	*	*	*	-	-	-	6,317	253	*
Chick peas	-	-	-	-	-	-	-	-	-
Lentils	-	-	-	-	-	-	-	-	-
Vetch / Grass peas	-	-	-	-	-	-	-	-	-
Soya beans	-	-	-	-	-	-	*	*	-
Fenugreek	-	-	-	-	-	-	*	*	-
Gibto	-	-	-	-	-	-	*	*	*
Oilseeds	-	-	-	-	-	-	1,424	55	12
Neug	-	-	-	-	-	-	-	-	-
Linseed	-	-	-	-	-	-	*	*	*
Groundnuts	-	-	-	-	-	-	250	*	*
Safflower	-	-	-	-	-	-	*	*	*
Sesame	-	-	-	-	-	-	*	*	*
Rapeseed	-	-	-	-	-	-	931	23	1
Vegetables	*	*	*	-	-	-	14,280	214	*
Lettuce	-	-	-	-	-	-	-	-	-
Head cabbage	-	-	-	-	-	-	260	*	-
Ethiopian cabbage	*	*	*	-	-	-	9,409	87	*
Tomatoes	-	-	-	-	-	-	227	*	-
Green peppers	-	-	-	-	-	-	3,630	44	-
Red peppers	-	-	-	-	-	-	3,068	78	-
Swiss chard	-	-	-	-	-	-	*	*	-
Root crops	-	-	-	-	-	-	17,580	531	*
Beetroot	-	-	-	-	-	-	*	*	-
Carrot	-	-	-	-	-	-	-	-	-
Onion	-	-	-	-	-	-	2,765	*	-
Potatoes	-	-	-	-	-	-	736	23	*
Garlic	-	-	-	-	-	-	2,875	7	-
Taro 'Godere'	-	-	-	-	-	-	13,609	438	-
Sweet potatoes	-	-	-	-	-	-	915	3	-
Other Temporary	-	-	-	-	-	-	11,724	473	*
Permanent crops	*	*	*	-	-	-	29,231	9,117	*
Avocado	-	-	-	-	-	-	1,300	7	-
Bananas	-	-	-	-	-	-	7,722	124	-
Guava	*	*	*	-	-	-	690	2	*
Lemons	-	-	-	-	-	-	840	3	-
Mangoes	*	*	*	-	-	-	9,332	88	-
Oranges	-	-	-	-	-	-	5,377	76	-
Papayas	-	-	-	-	-	-	7,426	45	-
Pineapples	-	-	-	-	-	-	698	*	-
Chat	-	-	-	-	-	-	5,133	191	-
Coffee	*	*	-	-	-	-	20,208	5,335	-
Hops / 'Geshe'	-	-	-	-	-	-	3,321	38	-
Enset	-	-	-	-	-	-	21,899	3,061	-
Sugar cane	-	-	-	-	-	-	9,170	124	-
Other permanent	-	-	-	-	-	-	3,703	6	-

(Table1.7.8 Cont'd.)

Sheka Zone

Crop type	Improved seed			Pesticide		Irrigation		Extension package	
	Holder	Hectare	Quintal	Holder	Hectare	Holder	Hectare	Holder	Hectare
All	2,289	379	12	*	*	373	*	1,756	402
Cereals	*	*	*	*	*	-	-	574	121
Teff	*	*	-	-	-	-	-	*	*
Barley	-	-	-	-	-	-	-	-	-
Wheat	-	-	-	-	-	-	-	-	-
Maize	*	*	*	*	*	-	-	*	*
Sorghum	*	*	*	*	*	-	-	*	*
Finger millet	-	-	-	-	-	-	-	-	-
Oats / 'Aja'	-	-	-	-	-	-	-	-	-
Rice	-	-	-	-	-	-	-	-	-
Pulses	*	*	*	-	-	*	*	*	*
Horse / Faba beans	-	-	-	-	-	-	-	-	-
Field Peas	*	*	*	-	-	-	-	*	*
Haricot beans	-	-	-	-	-	*	*	*	*
Chick peas	-	-	-	-	-	-	-	-	-
Lentils	-	-	-	-	-	-	-	-	-
Vetch/Grass peas	-	-	-	-	-	-	-	-	-
Soya beans	-	-	-	-	-	-	-	-	-
Fenugreek	-	-	-	-	-	-	-	-	-
Gibto	-	-	-	-	-	-	-	-	-
Oilseeds	*	*	-	-	-	-	-	*	*
Neug	-	-	-	-	-	-	-	-	-
Linseed	-	-	-	-	-	-	-	-	-
Groundnuts	*	*	-	-	-	-	-	*	*
Safflower	-	-	-	-	-	-	-	-	-
Sesame	-	-	-	-	-	-	-	-	-
Rapeseed	-	-	-	-	-	-	-	-	-
Vegetables	-	-	-	-	-	*	*	-	-
Lettuce	-	-	-	-	-	-	-	-	-
Head cabbage	-	-	-	-	-	-	-	-	-
Ethiopian cabbage	-	-	-	-	-	-	-	-	-
Tomatoes	-	-	-	-	-	-	-	-	-
Green peppers	-	-	-	-	-	*	*	-	-
Red peppers	-	-	-	-	-	*	*	-	-
Swiss chard	-	-	-	-	-	-	-	-	-
Root crops	*	*	-	-	-	-	-	*	*
Beetroot	*	*	-	-	-	-	-	-	-
Carrot	-	-	-	-	-	-	-	-	-
Onion	*	*	-	-	-	-	-	*	*
Potatoes	-	-	-	-	-	-	-	-	-
Garlic	-	-	-	-	-	-	-	-	-
Taro 'Godere'	*	*	-	-	-	-	-	-	-
Sweet potatoes	-	-	-	-	-	-	-	-	-
Other Temporary	*	*	-	-	-	-	-	-	-
Permanent crops	1,124	275	-	-	-	292	*	379	34
Avocado	*	*	-	-	-	-	-	-	-
Bananas	-	-	-	-	-	*	*	-	-
Guava	-	-	-	-	-	-	-	-	-
Lemons	-	-	-	-	-	*	*	-	-
Mangoes	-	-	-	-	-	-	-	-	-
Oranges	-	-	-	-	-	-	-	-	-
Papayas	*	*	-	-	-	*	*	-	-
Pineapples	-	-	-	-	-	-	-	-	-
Chat	-	-	-	-	-	*	*	-	-
Coffee	919	273	-	-	-	-	-	-	-
Hops / 'Gescho'	-	-	-	-	-	-	-	-	-
Enset	*	*	-	-	-	-	-	379	34
Sugar cane	-	-	-	-	-	*	*	-	-
Other permanent	*	*	-	-	-	-	-	-	-

Table1.7.9 Number of Holders, Inputs Applied Area and Quantity of Inputs used

Keffa Zone

Crop type	All CROP Area (HA)	All Fertilizers		Natural		DAP		
		Hectare	Quintal	Holder	Hectare	Holder	Hectare	Quintal
All	131,475	14,161	1,352	98,727	12,628	5,196	1,465	1,328
Cereals	70,062	3,620	1,352	8,638	*	5,196	1,465	1,328
Teff	22,996	910	*	*	*	*	*	*
Barley	11,533	*	*	*	*	*	*	*
Wheat	9,224	791	*	*	*	2,350	621	*
Maize	12,244	*	*	6,466	*	*	*	*
Sorghum	12,492	*	-	*	*	-	-	-
Finger millet	*	*	-	*	*	-	-	-
Oats / 'Aja'	*	*	-	*	*	-	-	-
Rice	-	-	-	-	-	-	-	-
Pulses	36,421	755	-	7,898	755	-	-	-
Horse / Faba beans	18,344	342	-	2,979	342	-	-	-
Field Peas	12,852	*	-	*	*	-	-	-
Haricot beans	5,211	*	-	3,929	*	-	-	-
Chick peas	-	-	-	-	-	-	-	-
Lentils	*	*	-	*	*	-	-	-
Vetch / Grass peas	-	-	-	-	-	-	-	-
Soya beans	*	-	-	-	-	-	-	-
Fenugreek	*	-	-	-	-	-	-	-
Gibto	-	-	-	-	-	-	-	-
Oilseeds	96	*	-	*	*	-	-	-
Neug	*	-	-	-	-	-	-	-
Linseed	72	*	-	*	*	-	-	-
Groundnuts	*	-	-	-	-	-	-	-
Safflower	*	-	-	-	-	-	-	-
Sesame	-	-	-	-	-	-	-	-
Rapeseed	*	*	-	*	*	-	-	-
Vegetables	2,337	711	-	50,376	711	-	-	-
Lettuce	*	-	-	-	-	-	-	-
Head cabbage	19	*	-	*	*	-	-	-
Ethiopian cabbage	806	431	-	46,042	431	-	-	-
Tomatoes	*	-	-	-	-	-	-	-
Green peppers	40	13	-	5,680	13	-	-	-
Red peppers	*	*	-	*	*	-	-	-
Swiss chard	-	-	-	-	-	-	-	-
Root crops	1,905	402	-	34,480	402	-	-	-
Beetroot	21	*	-	1,657	*	-	-	-
Carrot	*	*	-	*	*	-	-	-
Onion	60	7	-	2,595	7	-	-	-
Potatoes	17	*	-	*	*	-	-	-
Garlic	*	14	-	6,591	14	-	-	-
Taro 'Godere'	1,634	365	-	27,953	365	-	-	-
Sweet potatoes	*	*	-	1,559	*	-	-	-
Other Temporary	1,218	147	-	12,027	147	-	-	-
Permanent crops	19,436	8,514	-	91,310	8,514	-	-	-
Avocado	*	*	-	*	*	-	-	-
Bananas	633	159	-	13,350	159	-	-	-
Guava	*	*	-	*	*	-	-	-
Lemons	2	*	-	*	*	-	-	-
Mangoes	*	*	-	*	*	-	-	-
Oranges	*	*	-	*	*	-	-	-
Papayas	38	23	-	4,234	23	-	-	-
Pineapples	*	*	-	*	*	-	-	-
Chat	62	26	-	3,395	26	-	-	-
Coffee	2,619	561	-	22,747	561	-	-	-
Hops / 'Gescho'	76	*	-	*	*	-	-	-
Enset	15,195	7,517	-	85,688	7,517	-	-	-
Sugar cane	538	193	-	16,089	193	-	-	-
Other permanent	*	*	-	3,441	*	-	-	-

(Table1.7.9 Cont'd.)

Keffa Zone

Crop type	UREA			UREA + DAP			INDIGENOUS SEED		
	Holder	Hectare	Quintal	Holder	Hectare	Quintal	Holder	Hectare	Quintal
All	*	*	*	-	-	-	152,431	129,114	82,830
Cereals	*	*	*	-	-	-	134,271	68,281	56,081
Teff	*	*	-	-	-	-	100,162	22,696	20,084
Barley	-	-	-	-	-	-	58,151	11,475	14,955
Wheat	*	*	*	-	-	-	35,931	8,521	10,914
Maize	-	-	-	-	-	-	35,302	11,568	6,478
Sorghum	-	-	-	-	-	-	53,139	12,447	3,145
Finger millet	-	-	-	-	-	-	*	*	*
Oats / 'Aja'	-	-	-	-	-	-	*	*	*
Rice	-	-	-	-	-	-	-	-	-
Pulses	-	-	-	-	-	-	119,475	36,143	26,632
Horse/Faba beans	-	-	-	-	-	-	88,992	18,320	17,954
Field Peas	-	-	-	-	-	-	53,322	12,598	6,481
Haricot beans	-	-	-	-	-	-	48,939	5,211	2,189
Chick peas	-	-	-	-	-	-	-	-	-
Lentils	-	-	-	-	-	-	*	*	*
Vetch / Grass peas	-	-	-	-	-	-	-	-	-
Soya beans	-	-	-	-	-	-	*	*	-
Fenugreek	-	-	-	-	-	-	*	*	*
Gibto	-	-	-	-	-	-	-	-	-
Oilseeds	-	-	-	-	-	-	9,208	96	26
Neug	-	-	-	-	-	-	*	*	*
Linseed	-	-	-	-	-	-	7,189	72	19
Groundnuts	-	-	-	-	-	-	*	*	*
Safflower	-	-	-	-	-	-	*	*	*
Sesame	-	-	-	-	-	-	-	-	-
Rapeseed	-	-	-	-	-	-	*	*	*
Vegetables	-	-	-	-	-	-	99,255	2,323	*
Lettuce	-	-	-	-	-	-	*	*	-
Head cabbage	-	-	-	-	-	-	*	*	-
Ethiopian cabbage	-	-	-	-	-	-	87,200	806	*
Tomatoes	-	-	-	-	-	-	*	*	-
Green peppers	-	-	-	-	-	-	13,476	39	-
Red peppers	-	-	-	-	-	-	11,107	*	-
Swiss chard	-	-	-	-	-	-	-	-	-
Root crops	-	-	-	-	-	-	85,138	1,867	-
Beetroot	-	-	-	-	-	-	2,454	4	-
Carrot	-	-	-	-	-	-	668	*	-
Onion	-	-	-	-	-	-	8,730	46	-
Potatoes	-	-	-	-	-	-	2,387	17	-
Garlic	-	-	-	-	-	-	16,205	*	-
Taro 'Godere'	-	-	-	-	-	-	69,158	1,634	-
Sweet potatoes	-	-	-	-	-	-	6,104	*	-
Other Temporary	-	-	-	-	-	-	35,456	1,218	*
Permanent crops	-	-	-	-	-	-	145,211	19,187	*
Avocado	-	-	-	-	-	-	2,421	*	-
Bananas	-	-	-	-	-	-	47,635	633	-
Guava	-	-	-	-	-	-	*	*	-
Lemons	-	-	-	-	-	-	*	2	-
Mangoes	-	-	-	-	-	-	1,966	*	-
Oranges	-	-	-	-	-	-	*	*	-
Papayas	-	-	-	-	-	-	7,319	38	-
Pineapples	-	-	-	-	-	-	*	*	-
Chat	-	-	-	-	-	-	7,985	62	-
Coffee	-	-	-	-	-	-	53,376	2,382	-
Hops / 'Gesho'	-	-	-	-	-	-	9,340	76	-
Enset	-	-	-	-	-	-	139,206	15,185	*
Sugar cane	-	-	-	-	-	-	36,360	538	-
Other permanent	-	-	-	-	-	-	11,877	*	-

(Table 1.7.9 Cont'd.)

Keffa Zone

[illegible]

Table 1.7.10 Number of Holders, Inputs Applied Area and Quantity of Inputs used
Gamo Gofa Zone

Crop type	All CROP Area (HA)	All Fertilizers		Natural		DAP		
		Hectare	Quintal	Holder	Hectare	Holder	Hectare	Quintal
All	158,731	56,083	*	199,583	55,592	2,610	*	*
Cereals	92,780	30,392	*	133,130	29,957	1,811	*	*
Teff	31,418	1,117	*	9,099	963	*	*	*
Barley	21,935	14,310	*	79,642	14,245	*	*	*
Wheat	15,965	9,947	*	58,795	9,752	*	*	*
Maize	13,328	3,379	*	45,292	3,359	*	*	*
Sorghum	10,044	*	-	15,063	*	-	-	-
Finger millet	*	-	-	-	-	-	-	-
Oats / 'Aja'	*	*	-	*	*	-	-	-
Rice	-	-	-	-	-	-	-	-
Pulses	18,713	3,711	*	66,989	3,700	*	*	*
Horse / Faba beans	6,656	1,280	-	30,161	1,280	-	-	-
Field Peas	5,294	*	-	17,268	*	*	*	-
Haricot beans	6,381	1,296	*	33,953	1,289	*	*	*
Chick peas	*	-	-	-	-	-	-	-
Lentils	*	*	-	*	*	-	-	-
Vetch / Grass peas	-	-	-	-	-	-	-	-
Soya beans	-	-	-	-	-	-	-	-
Fenugreek	*	*	-	7,069	*	-	-	-
Gibto	-	-	-	-	-	-	-	-
Oilseeds	*	*	*	2,039	*	*	*	*
Neug	-	-	-	-	-	-	-	-
Linseed	76	*	-	1,236	*	-	-	-
Groundnuts	*	*	-	*	*	-	-	-
Safflower	*	*	*	-	-	*	*	*
Sesame	*	-	-	-	-	-	-	-
Rapeseed	-	-	-	-	-	-	-	-
Vegetables	1,260	831	-	79,291	831	-	-	-
Lettuce	*	-	-	-	-	-	-	-
Head cabbage	*	*	-	1,863	*	-	-	-
Ethiopian cabbage	994	812	-	76,504	812	-	-	-
Tomatoes	*	-	-	-	-	-	-	-
Green peppers	*	6	-	*	6	-	-	-
Red peppers	*	*	-	*	*	-	-	-
Swiss chard	*	*	-	*	*	-	-	-
Root crops	10,566	5,887	*	122,767	5,845	*	*	*
Beetroot	*	*	-	2,156	*	-	-	-
Carrot	*	*	-	*	*	-	-	-
Onion	186	*	-	16,179	*	-	-	-
Potatoes	3,020	2,767	*	56,121	2,726	*	*	*
Garlic	*	*	-	*	*	-	-	-
Taro 'Godere'	2,021	762	-	30,710	762	-	-	-
Sweet potatoes	5,272	2,222	-	52,399	2,222	-	-	-
Other Temporary	6,699	1,785	-	76,084	1,785	-	-	-
Permanent crops	27,779	13,455	-	176,068	13,453	*	*	-
Avocado	43	*	-	*	*	-	-	-
Bananas	*	252	-	19,860	251	*	*	-
Guava	*	-	-	-	-	-	-	-
Lemons	*	*	-	1,061	*	-	-	-
Mangoes	*	*	-	*	*	*	*	-
Oranges	*	*	-	*	*	-	-	-
Papayas	169	102	-	9,448	102	-	-	-
Pineapples	*	-	-	-	-	-	-	-
Chat	*	*	-	*	*	-	-	-
Coffee	2,176	1,253	-	61,531	1,253	-	-	-
Hops / 'Gescho'	*	*	-	4,969	*	-	-	-
Enset	13,749	11,624	-	161,833	11,624	-	-	-
Sugar cane	227	83	-	7,689	83	-	-	-
Other permanent	*	33	-	7,925	32	*	*	-

(Table 1.7.10 Cont'd.)

Gamo Gofa Zone

Crop type	UREA			UREA + DAP			INDIGENOUS SEED		
	Holder	Hectare	Quintal	Holder	Hectare	Quintal	Holder	Hectare	Quintal
All	*	*	*	-	-	-	266,468	156,960	50,445
Cereals	*	*	*	-	-	-	242,416	91,087	40,741
Teff	-	-	-	-	-	-	88,001	31,388	10,143
Barley	-	-	-	-	-	-	119,497	21,632	14,396
Wheat	*	*	*	-	-	-	87,708	15,837	10,398
Maize	-	-	-	-	-	-	97,747	12,115	3,926
Sorghum	-	-	-	-	-	-	59,859	10,025	1,836
Finger millet	-	-	-	-	-	-	*	*	*
Oats / 'Aja'	-	-	-	-	-	-	*	*	*
Rice	-	-	-	-	-	-	-	-	-
Pulses	-	-	-	-	-	-	160,487	18,678	9,334
Horse/Faba beans	-	-	-	-	-	-	75,402	6,650	4,180
Field Peas	-	-	-	-	-	-	56,792	5,294	2,534
Haricot beans	-	-	-	-	-	-	94,787	6,352	2,511
Chick peas	-	-	-	-	-	-	*	*	*
Lentils	-	-	-	-	-	-	*	*	*
Vetch / Grass peas	-	-	-	-	-	-	-	-	-
Soya beans	-	-	-	-	-	-	-	-	-
Fenugreek	-	-	-	-	-	-	10,941	*	*
Gibto	-	-	-	-	-	-	-	-	-
Oilseeds	-	-	-	-	-	-	15,114	*	*
Neug	-	-	-	-	-	-	-	-	-
Linseed	-	-	-	-	-	-	5,755	76	14
Groundnuts	-	-	-	-	-	-	8,254	*	*
Safflower	-	-	-	-	-	-	*	*	*
Sesame	-	-	-	-	-	-	*	*	*
Rapeseed	-	-	-	-	-	-	-	-	-
Vegetables	-	-	-	-	-	-	92,898	1,260	-
Lettuce	-	-	-	-	-	-	*	*	-
Head cabbage	-	-	-	-	-	-	2,140	*	-
Ethiopian cabbage	-	-	-	-	-	-	85,248	994	-
Tomatoes	-	-	-	-	-	-	*	*	-
Green peppers	-	-	-	-	-	-	4,413	*	-
Red peppers	-	-	-	-	-	-	2,603	*	-
Swiss chard	-	-	-	-	-	-	*	*	-
Root crops	*	*	*	-	-	-	176,063	10,566	*
Beetroot	-	-	-	-	-	-	3,297	*	*
Carrot	-	-	-	-	-	-	*	*	-
Onion	-	-	-	-	-	-	25,137	186	-
Potatoes	*	*	*	-	-	-	64,387	3,020	*
Garlic	-	-	-	-	-	-	*	*	-
Taro 'Godere'	-	-	-	-	-	-	63,232	2,021	-
Sweet potatoes	-	-	-	-	-	-	96,174	5,272	-
Other Temporary	-	-	-	-	-	-	129,216	6,699	*
Permanent crops	-	-	-	-	-	-	243,773	27,760	*
Avocado	-	-	-	-	-	-	6,734	43	-
Bananas	-	-	-	-	-	-	65,020	*	-
Guava	-	-	-	-	-	-	*	*	-
Lemons	-	-	-	-	-	-	6,447	*	-
Mangoes	-	-	-	-	-	-	23,762	*	-
Oranges	-	-	-	-	-	-	*	*	-
Papayas	-	-	-	-	-	-	21,253	169	-
Pineapples	-	-	-	-	-	-	*	*	-
Chat	-	-	-	-	-	-	6,613	*	-
Coffee	-	-	-	-	-	-	97,990	2,165	-
Hops / 'Geshe'	-	-	-	-	-	-	8,498	*	-
Enset	-	-	-	-	-	-	195,432	13,749	-
Sugar cane	-	-	-	-	-	-	17,742	227	-
Other permanent	-	-	-	-	-	-	24,269	*	*

(Table1.7.10 Cont'd.)

Gamo Gofa Zone

Crop type	Improved seed			Pesticide		Irrigation		Extension package	
	Holder	Hectare	Quintal	Holder	Hectare	Holder	Hectare	Holder	Hectare
All	8,472	1,770	*	3,722	*	23,000	14,411	13,051	*
Cereals	6,503	*	*	*	*	16,213	5,301	*	*
Teff	*	*	*	-	-	*	*	*	*
Barley	*	*	*	*	*	-	-	*	*
Wheat	*	*	*	*	*	*	*	*	*
Maize	*	*	*	-	-	13,633	3,668	3,458	580
Sorghum	*	*	*	-	-	*	*	*	*
Finger millet	-	-	-	-	-	-	-	-	-
Oats / 'Aja'	-	-	-	-	-	-	-	-	-
Rice	-	-	-	-	-	-	-	-	-
Pulses	*	*	*	-	-	*	*	*	*
Horse / Faba beans	*	*	*	-	-	*	*	-	-
Field Peas	-	-	-	-	-	-	-	-	-
Haricot beans	*	*	*	-	-	*	*	*	*
Chick peas	-	-	-	-	-	-	-	-	-
Lentils	-	-	-	-	-	-	-	-	-
Vetch/Grass peas	-	-	-	-	-	-	-	-	-
Soya beans	-	-	-	-	-	-	-	-	-
Fenugreek	-	-	-	-	-	-	-	-	-
Gibto	-	-	-	-	-	-	-	-	-
Oilseeds	*	*	*	-	-	*	*	-	-
Neug	-	-	-	-	-	-	-	-	-
Linseed	-	-	-	-	-	-	-	-	-
Groundnuts	*	*	*	-	-	-	-	-	-
Safflower	-	-	-	-	-	-	-	-	-
Sesame	-	-	-	-	-	*	*	-	-
Rapeseed	-	-	-	-	-	-	-	-	-
Vegetables	-	-	-	-	-	2,959	*	-	-
Lettuce	-	-	-	-	-	-	-	-	-
Head cabbage	-	-	-	-	-	-	-	-	-
Ethiopian cabbage	-	-	-	-	-	*	*	-	-
Tomatoes	-	-	-	-	-	*	*	-	-
Green peppers	-	-	-	-	-	*	*	-	-
Red peppers	-	-	-	-	-	*	*	-	-
Swiss chard	-	-	-	-	-	-	-	-	-
Root crops	-	-	-	1,867	*	3,146	*	4,011	*
Beetroot	-	-	-	-	-	-	-	-	-
Carrot	-	-	-	-	-	*	*	-	-
Onion	-	-	-	-	-	*	*	*	*
Potatoes	-	-	-	*	*	-	-	*	*
Garlic	-	-	-	-	-	-	-	-	-
Taro 'Godere'	-	-	-	*	*	-	-	-	-
Sweet potatoes	-	-	-	*	*	2,611	*	*	*
Other Temporary	-	-	-	*	*	*	*	*	*
Permanent crops	1,108	*	-	-	-	*	*	2,316	*
Avocado	-	-	-	-	-	*	*	-	-
Bananas	-	-	-	-	-	*	*	-	-
Guava	-	-	-	-	-	*	*	-	-
Lemons	-	-	-	-	-	*	*	-	-
Mangoes	*	*	-	-	-	*	*	-	-
Oranges	-	-	-	-	-	*	*	-	-
Papayas	-	-	-	-	-	*	*	-	-
Pineapples	-	-	-	-	-	-	-	-	-
Chat	-	-	-	-	-	-	-	-	-
Coffee	*	*	-	-	-	*	*	-	-
Hops / 'Geshe'	-	-	-	-	-	-	-	-	-
Enset	-	-	-	-	-	*	*	2,316	*
Sugar cane	-	-	-	-	-	*	*	-	-
Other permanent	*	*	-	-	-	*	*	-	-

Table 1.7.11 Number of Holders, Inputs Applied Area and Quantity of Inputs used
Bench – Maji Zone

Crop type	All CROP Area (HA)	All Fertilizers		Natural		DAP		
		Hectare	Quintal	Holder	Hectare	Holder	Hectare	Quintal
All	47,191	4,691	999	45,385	3,144	7,225	1,354	866
Cereals	22,434	1,381	787	1,325	56	6,156	1,131	654
Teff	6,959	1,296	777	*	*	6,038	1,115	650
Barley	1,516	-	-	-	-	-	-	-
Wheat	*	*	*	-	-	-	-	-
Maize	8,198	*	*	875	*	*	*	*
Sorghum	5,428	*	-	*	*	-	-	-
Finger millet	*	-	-	-	-	-	-	-
Oats / ‘Aja’	*	-	-	-	-	-	-	-
Rice	-	-	-	-	-	-	-	-
Pulses	7,028	267	*	2,056	*	*	*	*
Horse / Faba beans	2,403	*	*	*	*	*	*	*
Field Peas	2,745	*	-	*	*	-	-	-
Haricot beans	1,879	*	*	1,356	10	*	*	*
Chick peas	-	-	-	-	-	-	-	-
Lentils	-	-	-	-	-	-	-	-
Vetch / Grass peas	-	-	-	-	-	-	-	-
Soya beans	*	-	-	-	-	-	-	-
Fenugreek	-	-	-	-	-	-	-	-
Gibto	-	-	-	-	-	-	-	-
Oilseeds	76	-	-	-	-	-	-	-
Neug	*	-	-	-	-	-	-	-
Linseed	*	-	-	-	-	-	-	-
Groundnuts	*	-	-	-	-	-	-	-
Safflower	-	-	-	-	-	-	-	-
Sesame	*	-	-	-	-	-	-	-
Rapeseed	*	-	-	-	-	-	-	-
Vegetables	539	132	*	18,879	130	*	*	*
Lettuce	-	-	-	-	-	-	-	-
Head cabbage	*	-	-	-	-	-	-	-
Ethiopian cabbage	457	126	*	18,471	124	*	*	*
Tomatoes	*	*	-	*	*	-	-	-
Green peppers	*	6	-	2,127	6	-	-	-
Red peppers	*	*	-	*	*	-	-	-
Swiss chard	-	-	-	-	-	-	-	-
Root crops	3,729	434	-	25,209	434	-	-	-
Beetroot	*	*	-	*	*	-	-	-
Carrot	*	*	-	*	*	-	-	-
Onion	12	*	-	*	*	-	-	-
Potatoes	*	-	-	-	-	-	-	-
Garlic	*	*	-	*	*	-	-	-
Taro ‘Godere’	3,655	427	-	24,058	427	-	-	-
Sweet potatoes	24	*	-	*	*	-	-	-
Other Temporary	915	39	-	4,387	39	-	-	-
Permanent crops	12,470	2,438	*	42,855	2,430	*	*	*
Avocado	37	*	-	1,396	*	-	-	-
Bananas	894	113	-	7,671	113	-	-	-
Guava	*	-	-	-	-	-	-	-
Lemons	*	-	-	-	-	-	-	-
Mangoes	131	45	-	3,298	45	-	-	-
Oranges	20	*	-	*	*	-	-	-
Papayas	161	44	-	6,363	44	-	-	-
Pineapples	*	-	-	-	-	-	-	-
Chat	392	*	-	2,311	*	-	-	-
Coffee	7,206	984	-	25,612	984	-	-	-
Hops / ‘Gesho’	37	*	-	*	*	-	-	-
Enset	3,029	1,163	*	39,163	1,155	*	*	*
Sugar cane	515	52	-	5,755	52	-	-	-
Other permanent	*	2	-	1,622	2	-	-	-

(Table1.7.11 Cont'd.)

Benchí – Maji Zone

Crop type	UREA			UREA + DAP			INDIGENOUS SEED		
	Holder	Hectare	Quintal	Holder	Hectare	Quintal	Holder	Hectare	Quintal
All	*	*	*	*	*	*	113,233	46,901	14,853
Cereals	*	*	*	*	*	*	81,257	22,269	10,428
Teff	*	*	*	-	-	-	31,004	6,929	4,703
Barley	-	-	-	-	-	-	11,153	1,516	1,327
Wheat	-	-	-	*	*	*	966	*	*
Maize	-	-	-	-	-	-	44,626	8,103	3,083
Sorghum	-	-	-	-	-	-	27,232	5,428	1,168
Finger millet	-	-	-	-	-	-	*	*	*
Oats / 'Aja'	-	-	-	-	-	-	*	*	-
Rice	-	-	-	-	-	-	-	-	-
Pulses	-	-	-	-	-	-	43,181	6,945	4,387
Horse/Faba beans	-	-	-	-	-	-	19,809	2,399	2,497
Field Peas	-	-	-	-	-	-	12,856	2,669	985
Haricot beans	-	-	-	-	-	-	25,354	1,876	905
Chick peas	-	-	-	-	-	-	-	-	-
Lentils	-	-	-	-	-	-	-	-	-
Vetch / Grass peas	-	-	-	-	-	-	-	-	-
Soya beans	-	-	-	-	-	-	*	*	-
Fenugreek	-	-	-	-	-	-	-	-	-
Gibto	-	-	-	-	-	-	-	-	-
Oilseeds	-	-	-	-	-	-	2,000	75	5
Neug	-	-	-	-	-	-	*	*	-
Linseed	-	-	-	-	-	-	938	*	*
Groundnuts	-	-	-	-	-	-	*	*	*
Safflower	-	-	-	-	-	-	-	-	-
Sesame	-	-	-	-	-	-	*	*	*
Rapeseed	-	-	-	-	-	-	*	*	*
Vegetables	-	-	-	-	-	-	57,700	538	*
Lettuce	-	-	-	-	-	-	-	-	-
Head cabbage	-	-	-	-	-	-	*	*	-
Ethiopian cabbage	-	-	-	-	-	-	53,992	457	*
Tomatoes	-	-	-	-	-	-	515	*	-
Green peppers	-	-	-	-	-	-	9,779	*	-
Red peppers	-	-	-	-	-	-	1,173	*	-
Swiss chard	-	-	-	-	-	-	-	-	-
Root crops	-	-	-	-	-	-	89,978	3,724	*
Beetroot	-	-	-	-	-	-	*	*	-
Carrot	-	-	-	-	-	-	*	*	-
Onion	-	-	-	-	-	-	2,447	7	-
Potatoes	-	-	-	-	-	-	1,282	*	-
Garlic	-	-	-	-	-	-	2,643	*	-
Taro 'Godere'	-	-	-	-	-	-	85,858	3,655	*
Sweet potatoes	-	-	-	-	-	-	5,049	24	-
Other Temporary	-	-	-	-	-	-	47,261	915	*
Permanent crops	-	-	-	-	-	-	109,025	12,435	-
Avocado	-	-	-	-	-	-	3,292	33	-
Bananas	-	-	-	-	-	-	39,845	894	-
Guava	-	-	-	-	-	-	594	*	-
Lemons	-	-	-	-	-	-	*	*	-
Mangoes	-	-	-	-	-	-	15,533	130	-
Oranges	-	-	-	-	-	-	3,490	20	-
Papayas	-	-	-	-	-	-	23,349	161	-
Pineapples	-	-	-	-	-	-	*	*	-
Chat	-	-	-	-	-	-	18,549	392	-
Coffee	-	-	-	-	-	-	79,594	7,175	-
Hops / 'Geshe'	-	-	-	-	-	-	8,382	37	-
Enset	-	-	-	-	-	-	96,527	3,029	-
Sugar cane	-	-	-	-	-	-	24,308	515	-
Other permanent	-	-	-	-	-	-	6,711	*	-

(Table 1.7.11 Cont'd.)

Benchi – Maji Zone

[illegible]

Table 1.7.12 Number of Holders, Inputs Applied Area and Quantity of Inputs used
Yem Special Wereda

Crop type	All CROP Area (HA)	All Fertilizers		Natural		DAP		
		Hectare	Quintal	Holder	Hectare	Holder	Hectare	Quintal
All	15,833	8,682	4,646	13,974	3,647	7,950	4,088	3,342
Cereals	10,909	5,450	4,349	8,303	618	7,812	3,895	3,125
Teff	3,916	2,989	2,325	702	70	6,589	2,736	2,171
Barley	986	198	100	1,080	60	905	129	91
Wheat	3,375	1,134	942	710	84	3,077	857	715
Maize	1,601	1,032	974	7,585	317	894	168	141
Sorghum	1,008	91	*	1,416	87	*	*	*
Finger millet	12	*	*	-	-	*	*	*
Oats / 'Aja'	12	*	*	*	*	*	*	*
Rice	-	-	-	-	-	-	-	-
Pulses	2,531	1,434	180	7,190	1,253	950	177	178
Horse / Faba beans	1,434	898	*	6,241	881	182	*	*
Field Peas	979	473	167	2,270	319	537	151	165
Haricot beans	27	6	*	701	6	*	*	*
Chick peas	*	*	*	-	-	*	*	*
Lentils	81	52	4	1,012	44	254	8	4
Vetch / Grass peas	-	-	-	-	-	-	-	-
Soya beans	*	*	-	*	*	-	-	-
Fenugreek	6	4	-	895	4	-	-	-
Gibto	*	-	-	-	-	-	-	-
Oilseeds	171	16	*	851	13	165	*	*
Neug	*	-	-	-	-	-	-	-
Linseed	137	4	*	*	*	165	*	*
Groundnuts	*	*	-	*	*	-	-	-
Safflower	-	-	-	-	-	-	-	-
Sesame	-	-	-	-	-	-	-	-
Rapeseed	9	8	-	759	8	-	-	-
Vegetables	106	99	*	10,441	96	118	*	*
Lettuce	*	*	-	*	*	-	-	-
Head cabbage	*	*	*	348	*	*	*	*
Ethiopian cabbage	96	92	*	10,250	91	*	*	*
Tomatoes	*	*	-	*	*	-	-	-
Green peppers	*	*	*	484	1	*	*	*
Red peppers	*	*	-	*	*	-	-	-
Swiss chard	*	-	-	-	-	-	-	-
Root crops	246	165	*	7,670	165	*	*	*
Beetroot	2	1	*	805	1	*	*	*
Carrot	1	1	-	343	1	-	-	-
Onion	1	1	*	621	1	*	*	*
Potatoes	21	16	-	2,041	16	-	-	-
Garlic	6	5	*	2,265	5	-	-	-
Taro 'Godere'	139	100	*	3,715	100	*	*	*
Sweet potatoes	76	41	*	2,061	41	*	*	*
Other Temporary	40	28	*	2,298	25	*	*	*
Permanent crops	1,829	1,489	106	13,249	1,477	269	6	29
Avocado	3	3	-	258	3	-	-	-
Bananas	27	14	*	1,440	13	*	*	*
Guava	2	*	*	*	*	-	-	-
Lemons	*	*	-	*	*	-	-	-
Mangoes	*	*	*	201	*	*	*	*
Oranges	7	7	*	687	7	*	*	*
Papayas	*	*	-	*	*	-	-	-
Pineapples	*	*	-	*	*	-	-	-
Chat	156	95	*	3,712	94	*	*	*
Coffee	182	103	-	4,045	98	*	*	-
Hops / 'Gesho'	6	4	*	580	3	*	*	*
Enset	1,342	1,225	*	13,043	1,222	*	*	*
Sugar cane	93	31	*	2,770	30	*	*	*
Other permanent	8	5	-	745	5	-	-	-

(Table 1.7.12 Cont'd.)

Yem Special Wereda

	UREA			UREA + DAP			INDIGENOUS SEED		
Crop type	Holder	Hectare	Quintal	Holder	Hectare	Quintal	Holder	Hectare	Quintal
All	360	82	65	2,309	865	1,240	14,849	15,195	11,275
Cereals	360	82	61	2,309	855	1,164	14,354	10,279	8,344
Teff	*	*	47	386	133	107	10,093	3,916	1,986
Barley	-	-	-	*	*	*	7,801	976	1,279
Wheat	*	*	*	501	169	216	10,782	3,370	4,330
Maize	*	*	*	1,731	540	829	10,975	991	480
Sorghum	-	-	-	*	*	*	6,355	1,004	253
Finger millet	-	-	-	-	-	-	201	11	*
Oats / ‘Aja’	-	-	-	*	*	*	515	12	12
Rice	-	-	-	-	-	-	-	-	-
Pulses	-	-	-	*	*	*	11,045	2,530	2,870
Horse/Faba beans	-	-	-	-	-	-	9,633	1,434	1,850
Field Peas	-	-	-	*	*	*	5,246	979	961
Haricot beans	-	-	-	-	-	-	1,520	27	13
Chick peas	-	-	-	-	-	-	*	*	*
Lentils	-	-	-	-	-	-	1,867	81	42
Vetch / Grass peas	-	-	-	-	-	-	-	-	-
Soya beans	-	-	-	-	-	-	*	*	*
Fenugreek	-	-	-	-	-	-	1,505	6	1
Gibto	-	-	-	-	-	-	*	*	*
Oilseeds	-	-	-	*	*	*	2,509	171	57
Neug	-	-	-	-	-	-	138	*	*
Linseed	-	-	-	*	*	*	1,620	137	26
Groundnuts	-	-	-	-	-	-	*	*	*
Safflower	-	-	-	-	-	-	-	-	-
Sesame	-	-	-	-	-	-	*	-	*
Rapeseed	-	-	-	-	-	-	895	9	*
Vegetables	-	-	-	-	-	-	10,992	104	*
Lettuce	-	-	-	-	-	-	*	*	-
Head cabbage	-	-	-	-	-	-	414	*	-
Ethiopian cabbage	-	-	-	-	-	-	10,846	96	*
Tomatoes	-	-	-	-	-	-	*	*	-
Green peppers	-	-	-	-	-	-	630	*	-
Red peppers	-	-	-	-	-	-	*	*	-
Swiss chard	-	-	-	-	-	-	*	*	-
Root crops	-	-	-	*	*	*	8,941	244	*
Beetroot	-	-	-	-	-	-	726	1	-
Carrot	-	-	-	-	-	-	321	*	-
Onion	-	-	-	-	-	-	504	1	-
Potatoes	-	-	-	-	-	-	2,418	20	-
Garlic	-	-	-	*	*	*	2,425	6	-
Taro ‘Godere’	-	-	-	-	-	-	4,563	139	-
Sweet potatoes	-	-	-	-	-	-	2,982	76	*
Other Temporary	-	-	-	-	-	-	3,109	40	*
Permanent crops	*	*	*	167	6	*	14,401	1,826	-
Avocado	-	-	-	-	-	-	301	3	-
Bananas	-	-	-	*	*	*	2,602	27	-
Guava	-	-	-	*	*	*	486	2	-
Lemons	-	-	-	-	-	-	*	*	-
Mangoes	-	-	-	-	-	-	277	*	-
Oranges	*	*	*	-	-	-	809	7	-
Papayas	-	-	-	-	-	-	*	*	-
Pineapples	-	-	-	-	-	-	*	*	-
Chat	*	*	*	*	*	*	5,947	156	-
Coffee	-	-	-	*	*	-	6,505	179	-
Hops / ‘Gesho’	*	*	*	-	-	-	1,462	6	-
Enset	-	-	-	*	*	*	14,176	1,342	-
Sugar cane	-	-	-	*	*	*	4,515	93	-
Other permanent	-	-	-	-	-	-	945	7	-

(Table1.7.12 Cont'd.)

Yem Special Wereda

Crop type	Improved seed			Pesticide		Irrigation		Extension package	
	Holder	Hectare	Quintal	Holder	Hectare	Holder	Hectare	Holder	Hectare
All	2,794	638	145	5,930	2,984	427	26	3,687	1,476
Cereals	2,232	630	145	5,787	2,959	122	*	3,345	1,396
Teff	*	*	-	4,487	1,796	-	-	994	358
Barley	95	*	*	397	29	-	-	*	*
Wheat	*	*	*	3,495	1,083	*	*	951	356
Maize	2,045	610	135	356	45	*	*	2,120	637
Sorghum	94	*	*	*	*	*	*	146	*
Finger millet	*	*	*	-	-	-	-	-	-
Oats / 'Aja'	-	-	-	-	-	-	-	-	-
Rice	-	-	-	-	-	-	-	-	-
Pulses	*	*	-	161	12	*	*	*	*
Horse / Faba beans	*	*	-	*	*	*	*	-	-
Field Peas	-	-	-	*	*	-	-	*	*
Haricot beans	-	-	-	-	-	-	-	*	*
Chick peas	-	-	-	-	-	-	-	-	-
Lentils	-	-	-	*	*	-	-	-	-
Vetch/Grass peas	-	-	-	-	-	-	-	-	-
Soya beans	-	-	-	-	-	-	-	-	-
Fenugreek	-	-	-	-	-	-	-	-	-
Gibto	-	-	-	-	-	-	-	-	-
Oilseeds	-	-	-	*	*	-	-	*	*
Neug	-	-	-	-	-	-	-	-	-
Linseed	-	-	-	*	*	-	-	*	*
Groundnuts	-	-	-	-	-	-	-	-	-
Safflower	-	-	-	-	-	-	-	-	-
Sesame	-	-	-	-	-	-	-	-	-
Rapeseed	-	-	-	-	-	-	-	-	-
Vegetables	227	*	-	*	*	96	*	*	*
Lettuce	*	*	-	-	-	-	-	-	-
Head cabbage	*	*	-	-	-	*	*	-	-
Ethiopian cabbage	-	-	-	*	*	*	*	-	-
Tomatoes	*	*	-	-	-	-	-	-	-
Green peppers	-	-	-	-	-	-	-	-	-
Red peppers	*	*	-	-	-	*	*	*	*
Swiss chard	-	-	-	-	-	-	-	-	-
Root crops	499	*	-	*	*	*	*	188	*
Beetroot	310	1	-	-	-	*	*	-	-
Carrot	234	*	-	-	-	-	-	-	-
Onion	140	*	-	-	-	-	-	141	*
Potatoes	*	*	-	-	-	-	-	*	*
Garlic	-	-	-	-	-	-	-	-	-
Taro 'Godere'	-	-	-	-	-	*	*	-	-
Sweet potatoes	-	-	-	*	*	*	*	-	-
Other Temporary	-	-	-	*	*	-	-	-	-
Permanent crops	119	*	-	*	*	*	*	322	20
Avocado	*	*	-	-	-	-	-	-	-
Bananas	-	-	-	-	-	-	-	-	-
Guava	-	-	-	-	-	-	-	-	-
Lemons	-	-	-	-	-	-	-	-	-
Mangoes	-	-	-	-	-	-	-	-	-
Oranges	-	-	-	-	-	-	-	-	-
Papayas	-	-	-	-	-	-	-	-	-
Pineapples	-	-	-	-	-	-	-	-	-
Chat	-	-	-	-	-	*	*	-	-
Coffee	*	*	-	-	-	*	*	-	-
Hops / 'Geshe'	-	-	-	-	-	-	-	-	-
Enset	-	-	-	*	*	*	*	322	20
Sugar cane	-	-	-	-	-	*	*	-	-
Other permanent	*	*	-	-	-	-	-	-	-

Table 1.7.13 Number of Holders, Inputs Applied Area and Quantity of Inputs used

Amaro Special Wereda

Crop type	All CROP Area (HA)	All Fertilizers		Natural		DAP		
		Hectare	Quintal	Holder	Hectare	Holder	Hectare	Quintal
All	14,050	4,319	53	21,890	4,224	*	*	*
Cereals	6,482	138	53	1,939	43	*	*	*
Teff	2,890	*	*	*	*	*	*	*
Barley	1,180	*	*	*	*	-	-	-
Wheat	1,490	*	*	*	*	*	*	*
Maize	*	14	-	1,679	14	-	-	-
Sorghum	*	*	-	*	*	-	-	-
Finger millet	-	-	-	-	-	-	-	-
Oats / 'Aja'	-	-	-	-	-	-	-	-
Rice	-	-	-	-	-	-	-	-
Pulses	1,625	37	-	3,446	37	-	-	-
Horse / Faba beans	323	14	-	2,253	14	-	-	-
Field Peas	542	*	-	*	*	-	-	-
Haricot beans	253	12	-	1,006	12	-	-	-
Chick peas	*	-	-	-	-	-	-	-
Lentils	100	*	-	*	*	-	-	-
Vetch / Grass peas	-	-	-	-	-	-	-	-
Soya beans	-	-	-	-	-	-	-	-
Fenugreek	*	-	-	-	-	-	-	-
Gibto	-	-	-	-	-	-	-	-
Oilseeds	5	-	-	-	-	-	-	-
Neug	*	-	-	-	-	-	-	-
Linseed	*	-	-	-	-	-	-	-
Groundnuts	*	-	-	-	-	-	-	-
Safflower	-	-	-	-	-	-	-	-
Sesame	*	-	-	-	-	-	-	-
Rapeseed	-	-	-	-	-	-	-	-
Vegetables	194	177	-	11,235	177	-	-	-
Lettuce	-	-	-	-	-	-	-	-
Head cabbage	*	-	-	-	-	-	-	-
Ethiopian cabbage	192	175	-	11,235	175	-	-	-
Tomatoes	*	-	-	-	-	-	-	-
Green peppers	*	*	-	*	*	-	-	-
Red peppers	-	-	-	-	-	-	-	-
Swiss chard	-	-	-	-	-	-	-	-
Root crops	136	75	-	6,074	75	-	-	-
Beetroot	*	-	-	-	-	-	-	-
Carrot	-	-	-	-	-	-	-	-
Onion	88	70	-	5,621	70	-	-	-
Potatoes	*	*	-	*	*	-	-	-
Garlic	1	*	-	477	*	-	-	-
Taro 'Godere'	2	*	-	*	*	-	-	-
Sweet potatoes	44	*	-	*	*	-	-	-
Other Temporary	473	59	-	3,092	59	-	-	-
Permanent crops	5,134	3,834	-	21,681	3,834	-	-	-
Avocado	23	8	-	742	8	-	-	-
Bananas	62	21	-	1,059	21	-	-	-
Guava	*	*	-	*	*	-	-	-
Lemons	5	*	-	197	*	-	-	-
Mangoes	*	*	-	*	*	-	-	-
Oranges	4	*	-	*	*	-	-	-
Papayas	16	*	-	479	*	-	-	-
Pineapples	-	-	-	-	-	-	-	-
Chat	54	8	-	355	8	-	-	-
Coffee	1,411	589	-	6,897	589	-	-	-
Hops / 'Gesho'	1	*	-	*	*	-	-	-
Enset	3,412	3,145	-	21,180	3,145	-	-	-
Sugar cane	136	55	-	1,690	55	-	-	-
Other permanent	*	*	-	255	*	-	-	-

(Table 1.7.13 Cont'd.)

Amaro Special Wereda

Crop type	UREA			UREA + DAP			INDIGENOUS SEED		
	Holder	Hectare	Quintal	Holder	Hectare	Quintal	Holder	Hectare	Quintal
All	*	*	*	*	*	*	26,383	13,992	4,406
Cereals	*	*	*	*	*	*	19,418	6,456	3,510
Teff	*	*	*	*	*	*	7,879	2,871	942
Barley	-	-	-	*	*	*	9,899	1,180	977
Wheat	*	*	*	*	*	*	6,148	1,483	1,428
Maize	-	-	-	-	-	-	5,561	*	132
Sorghum	-	-	-	-	-	-	1,404	*	*
Finger millet	-	-	-	-	-	-	-	-	-
Oats / ‘Aja’	-	-	-	-	-	-	-	-	-
Rice	-	-	-	-	-	-	-	-	-
Pulses	-	-	-	-	-	-	17,143	1,621	896
Horse/Faba beans	-	-	-	-	-	-	8,879	322	259
Field Peas	-	-	-	-	-	-	6,448	539	416
Haricot beans	-	-	-	-	-	-	6,242	253	89
Chick peas	-	-	-	-	-	-	947	*	*
Lentils	-	-	-	-	-	-	2,169	100	52
Vetch / Grass peas	-	-	-	-	-	-	-	-	-
Soya beans	-	-	-	-	-	-	-	-	-
Fenugreek	-	-	-	-	-	-	*	*	*
Gibto	-	-	-	-	-	-	-	-	-
Oilseeds	-	-	-	-	-	-	173	5	*
Neug	-	-	-	-	-	-	*	*	-
Linseed	-	-	-	-	-	-	*	*	*
Groundnuts	-	-	-	-	-	-	*	*	*
Safflower	-	-	-	-	-	-	-	-	-
Sesame	-	-	-	-	-	-	*	*	*
Rapeseed	-	-	-	-	-	-	-	-	-
Vegetables	-	-	-	-	-	-	12,798	194	-
Lettuce	-	-	-	-	-	-	-	-	-
Head cabbage	-	-	-	-	-	-	*	*	-
Ethiopian cabbage	-	-	-	-	-	-	12,700	192	-
Tomatoes	-	-	-	-	-	-	*	*	-
Green peppers	-	-	-	-	-	-	*	*	-
Red peppers	-	-	-	-	-	-	-	-	-
Swiss chard	-	-	-	-	-	-	-	-	-
Root crops	-	-	-	-	-	-	9,090	136	-
Beetroot	-	-	-	-	-	-	-	-	-
Carrot	-	-	-	-	-	-	-	-	-
Onion	-	-	-	-	-	-	7,156	88	-
Potatoes	-	-	-	-	-	-	*	*	-
Garlic	-	-	-	-	-	-	554	1	-
Taro ‘Godere’	-	-	-	-	-	-	559	2	-
Sweet potatoes	-	-	-	-	-	-	1,519	44	-
Other Temporary	-	-	-	-	-	-	7,147	473	-
Permanent crops	-	-	-	-	-	-	25,389	5,107	-
Avocado	-	-	-	-	-	-	1,928	23	-
Bananas	-	-	-	-	-	-	3,310	62	-
Guava	-	-	-	-	-	-	245	*	-
Lemons	-	-	-	-	-	-	848	5	-
Mangoes	-	-	-	-	-	-	406	*	-
Oranges	-	-	-	-	-	-	531	4	-
Papayas	-	-	-	-	-	-	2,064	16	-
Pineapples	-	-	-	-	-	-	-	-	-
Chat	-	-	-	-	-	-	1,353	54	-
Coffee	-	-	-	-	-	-	10,806	1,386	-
Hops / ‘Gesho’	-	-	-	-	-	-	160	1	-
Enset	-	-	-	-	-	-	24,136	3,410	-
Sugar cane	-	-	-	-	-	-	4,078	136	-
Other permanent	-	-	-	-	-	-	670	*	-

(Table1.7.13 Cont'd.)

Amaro Special Wereda

Crop type	Improved seed			Pesticide		Irrigation		Extension package	
	Holder	Hectare	Quintal	Holder	Hectare	Holder	Hectare	Holder	Hectare
All	562	41	*	*	*	5,253	1,341	609	*
Cereals	*	*	*	*	*	1,203	41	285	*
Teff	*	*	*	*	*	317	*	*	*
Barley	-	-	-	*	*	*	*	*	*
Wheat	*	*	*	*	*	-	-	*	*
Maize	-	-	-	*	*	850	15	-	-
Sorghum	-	-	-	-	-	*	*	-	-
Finger millet	-	-	-	-	-	-	-	-	-
Oats / 'Aja'	-	-	-	-	-	-	-	-	-
Rice	-	-	-	-	-	-	-	-	-
Pulses	*	*	*	*	*	970	12	*	*
Horse / Faba beans	*	*	-	-	-	-	-	-	-
Field Peas	*	*	*	-	-	-	-	-	-
Haricot beans	-	-	-	-	-	970	12	*	*
Chick peas	-	-	-	*	*	-	-	*	*
Lentils	-	-	-	-	-	-	-	-	-
Vetch/Grass peas	-	-	-	-	-	-	-	-	-
Soya beans	-	-	-	-	-	-	-	-	-
Fenugreek	-	-	-	-	-	-	-	-	-
Gibto	-	-	-	-	-	-	-	-	-
Oilseeds	-	-	-	*	*	-	-	-	-
Neug	-	-	-	*	*	-	-	-	-
Linseed	-	-	-	-	-	-	-	-	-
Groundnuts	-	-	-	-	-	-	-	-	-
Safflower	-	-	-	-	-	-	-	-	-
Sesame	-	-	-	-	-	-	-	-	-
Rapeseed	-	-	-	-	-	-	-	-	-
Vegetables	*	*	-	*	*	614	5	-	-
Lettuce	-	-	-	-	-	-	-	-	-
Head cabbage	-	-	-	-	-	*	*	-	-
Ethiopian cabbage	*	*	-	*	*	582	4	-	-
Tomatoes	-	-	-	-	-	-	-	-	-
Green peppers	-	-	-	-	-	*	*	-	-
Red peppers	-	-	-	-	-	-	-	-	-
Swiss chard	-	-	-	-	-	-	-	-	-
Root crops	*	*	-	*	*	668	*	*	*
Beetroot	*	*	-	-	-	*	*	-	-
Carrot	-	-	-	-	-	-	-	-	-
Onion	*	*	-	*	*	*	*	*	*
Potatoes	-	-	-	-	-	-	-	-	-
Garlic	-	-	-	-	-	-	-	-	-
Taro 'Godere'	-	-	-	-	-	*	*	-	-
Sweet potatoes	-	-	-	-	-	437	*	*	*
Other Temporary	*	*	-	-	-	2,347	143	-	-
Permanent crops	149	*	-	231	*	5,160	1,128	*	*
Avocado	*	*	-	-	-	773	11	-	-
Bananas	-	-	-	-	-	1,103	26	-	-
Guava	-	-	-	-	-	*	*	-	-
Lemons	-	-	-	-	-	372	2	-	-
Mangoes	-	-	-	-	-	260	*	-	-
Oranges	-	-	-	-	-	*	*	-	-
Papayas	-	-	-	-	-	440	3	-	-
Pineapples	-	-	-	-	-	-	-	-	-
Chat	-	-	-	-	-	641	*	-	-
Coffee	*	*	-	*	*	4,868	684	-	-
Hops / 'Gescho'	-	-	-	-	-	-	-	-	-
Enset	*	*	-	166	*	4,594	311	*	*
Sugar cane	-	-	-	*	*	1,409	52	-	-
Other permanent	-	-	-	-	-	*	*	-	-

Table 1.7.14 Number of Holders, Inputs Applied Area and Quantity of Inputs used
Burji Special Wereda

Crop type	All CROP Area (HA)	All Fertilizers		Natural		DAP		
		Hectare	Quintal	Holder	Hectare	Holder	Hectare	Quintal
All	6,432	588	3	3,734	575	76	5	*
Cereals	4,178	96	3	1,105	83	76	5	*
Teff	1,555	33	*	293	31	*	*	*
Barley	307	9	*	199	7	-	-	-
Wheat	549	11	*	178	8	*	*	*
Maize	885	13	-	474	13	-	-	-
Sorghum	880	30	*	315	25	*	*	*
Finger millet	*	-	-	-	-	-	-	-
Oats / 'Aja'	-	-	-	-	-	-	-	-
Rice	-	-	-	-	-	-	-	-
Pulses	1,558	33	*	966	32	*	*	*
Horse / Faba beans	9	2	-	186	2	-	-	-
Field Peas	38	*	-	*	*	-	-	-
Haricot beans	1,013	23	*	753	22	*	*	*
Chick peas	437	*	-	*	*	-	-	-
Lentils	28	-	-	-	-	-	-	-
Vetch / Grass peas	-	-	-	-	-	-	-	-
Soya beans	*	-	-	-	-	-	-	-
Fenugreek	29	*	-	*	*	-	-	-
Gibto	-	-	-	-	-	-	-	-
Oilseeds	5	*	-	*	*	-	-	-
Neug	-	-	-	-	-	-	-	-
Linseed	5	*	-	*	*	-	-	-
Groundnuts	*	-	-	-	-	-	-	-
Safflower	*	*	-	*	*	-	-	-
Sesame	-	-	-	-	-	-	-	-
Rapeseed	-	-	-	-	-	-	-	-
Vegetables	46	30	-	1,822	30	-	-	-
Lettuce	*	*	-	*	*	-	-	-
Head cabbage	*	*	-	*	*	-	-	-
Ethiopian cabbage	40	29	-	1,723	29	-	-	-
Tomatoes	*	*	-	*	*	-	-	-
Green peppers	1	*	-	66	*	-	-	-
Red peppers	*	*	-	*	*	-	-	-
Swiss chard	*	*	-	*	*	-	-	-
Root crops	26	7	-	595	7	-	-	-
Beetroot	*	*	-	*	*	-	-	-
Carrot	*	*	-	*	*	-	-	-
Onion	9	4	-	334	4	-	-	-
Potatoes	6	*	-	102	*	-	-	-
Garlic	*	*	-	*	*	-	-	-
Taro 'Godere'	*	*	-	*	*	-	-	-
Sweet potatoes	10	*	-	100	*	-	-	-
Other Temporary	66	17	-	976	17	-	-	-
Permanent crops	553	405	-	3,123	405	-	-	-
Avocado	1	*	-	146	*	-	-	-
Bananas	16	2	-	448	2	-	-	-
Guava	6	*	-	111	*	-	-	-
Lemons	1	*	-	*	*	-	-	-
Mangoes	*	-	-	-	-	-	-	-
Oranges	*	*	-	*	*	-	-	-
Papayas	5	1	-	161	1	-	-	-
Pineapples	-	-	-	-	-	-	-	-
Chat	1	*	-	88	*	-	-	-
Coffee	94	34	-	1,211	34	-	-	-
Hops / 'Gescho'	*	*	-	*	*	-	-	-
Enset	396	362	-	2,680	362	-	-	-
Sugar cane	22	3	-	527	3	-	-	-
Other permanent	9	*	-	88	*	-	-	-

(Table1.7.14 Cont'd.)

Burji Special Wereda

Crop type	UREA			UREA + DAP			INDIGENOUS SEED		
	Holder	Hectare	Quintal	Holder	Hectare	Quintal	Holder	Hectare	Quintal
All	*	*	*	-	-	-	8,490	6,407	2,174
Cereals	*	*	*	-	-	-	7,429	4,165	1,494
Teff	-	-	-	-	-	-	4,491	1,553	499
Barley	*	*	*	-	-	-	3,993	307	215
Wheat	*	*	*	-	-	-	4,125	549	440
Maize	-	-	-	-	-	-	3,978	885	244
Sorghum	*	*	*	-	-	-	2,881	869	96
Finger millet	-	-	-	-	-	-	*	*	*
Oats / 'Aja'	-	-	-	-	-	-	-	-	-
Rice	-	-	-	-	-	-	-	-	-
Pulses	*	*	*	-	-	-	6,088	1,550	677
Horse/Faba beans	-	-	-	-	-	-	471	9	7
Field Peas	-	-	-	-	-	-	464	38	25
Haricot beans	*	*	*	-	-	-	5,391	1,009	504
Chick peas	-	-	-	-	-	-	1,767	433	126
Lentils	-	-	-	-	-	-	333	28	6
Vetch / Grass peas	-	-	-	-	-	-	-	-	-
Soya beans	-	-	-	-	-	-	68	*	*
Fenugreek	-	-	-	-	-	-	624	29	7
Gibto	-	-	-	-	-	-	-	-	-
Oilseeds	-	-	-	-	-	-	279	5	2
Neug	-	-	-	-	-	-	-	-	-
Linseed	-	-	-	-	-	-	199	5	2
Groundnuts	-	-	-	-	-	-	*	*	*
Safflower	-	-	-	-	-	-	*	*	*
Sesame	-	-	-	-	-	-	*	-	*
Rapeseed	-	-	-	-	-	-	-	-	-
Vegetables	-	-	-	-	-	-	3,013	45	*
Lettuce	-	-	-	-	-	-	*	*	-
Head cabbage	-	-	-	-	-	-	*	*	-
Ethiopian cabbage	-	-	-	-	-	-	2,590	40	*
Tomatoes	-	-	-	-	-	-	227	*	-
Green peppers	-	-	-	-	-	-	333	1	-
Red peppers	-	-	-	-	-	-	*	*	-
Swiss chard	-	-	-	-	-	-	81	*	-
Root crops	-	-	-	-	-	-	1,834	26	-
Beetroot	-	-	-	-	-	-	*	*	-
Carrot	-	-	-	-	-	-	-	-	-
Onion	-	-	-	-	-	-	747	9	-
Potatoes	-	-	-	-	-	-	300	6	-
Garlic	-	-	-	-	-	-	*	*	-
Taro 'Godere'	-	-	-	-	-	-	68	*	-
Sweet potatoes	-	-	-	-	-	-	782	10	-
Other Temporary	-	-	-	-	-	-	3,072	66	-
Permanent crops	-	-	-	-	-	-	6,234	551	-
Avocado	-	-	-	-	-	-	345	1	-
Bananas	-	-	-	-	-	-	1,819	16	-
Guava	-	-	-	-	-	-	747	6	-
Lemons	-	-	-	-	-	-	258	1	-
Mangoes	-	-	-	-	-	-	*	*	-
Oranges	-	-	-	-	-	-	69	*	-
Papayas	-	-	-	-	-	-	1,109	5	-
Pineapples	-	-	-	-	-	-	-	-	-
Chat	-	-	-	-	-	-	179	1	-
Coffee	-	-	-	-	-	-	2,619	91	-
Hops / 'Gesho'	-	-	-	-	-	-	339	*	-
Enset	-	-	-	-	-	-	3,397	396	-
Sugar cane	-	-	-	-	-	-	1,703	22	-
Other permanent	-	-	-	-	-	-	1,063	9	-

(Table1.7.14 Cont'd.)

Burji Special Wereda

Crop type	Improved seed			Pesticide		Irrigation		Extension package	
	Holder	Hectare	Quintal	Holder	Hectare	Holder	Hectare	Holder	Hectare
All	462	25	*	718	300	217	6	79	6
Cereals	87	*	*	718	298	*	*	65	4
Teff	*	*	*	704	280	-	-	*	*
Barley	*	*	*	*	*	-	-	-	-
Wheat	*	*	*	*	*	-	-	*	*
Maize	-	-	-	92	*	*	*	*	*
Sorghum	*	*	-	-	-	-	-	-	-
Finger millet	-	-	-	-	-	-	-	-	-
Oats / 'Aja'	-	-	-	-	-	-	-	-	-
Rice	-	-	-	-	-	-	-	-	-
Pulses	*	*	*	*	*	*	*	*	*
Horse / Faba beans	-	-	-	-	-	*	*	-	-
Field Peas	-	-	-	-	-	*	*	-	-
Haricot beans	*	*	*	*	*	*	*	*	*
Chick peas	*	*	-	-	-	-	-	*	*
Lentils	-	-	-	-	-	-	-	-	-
Vetch/Grass peas	-	-	-	-	-	-	-	-	-
Soya beans	-	-	-	-	-	-	-	-	-
Fenugreek	-	-	-	-	-	-	-	-	-
Gibto	-	-	-	-	-	-	-	-	-
Oilseeds	-	-	-	-	-	-	-	-	-
Neug	-	-	-	-	-	-	-	-	-
Linseed	-	-	-	-	-	-	-	-	-
Groundnuts	-	-	-	-	-	-	-	-	-
Safflower	-	-	-	-	-	-	-	-	-
Sesame	-	-	-	-	-	-	-	-	-
Rapeseed	-	-	-	-	-	-	-	-	-
Vegetables	111	*	-	-	-	93	1	-	-
Lettuce	*	*	-	-	-	-	-	-	-
Head cabbage	*	*	-	-	-	-	-	-	-
Ethiopian cabbage	-	-	-	-	-	79	*	-	-
Tomatoes	-	-	-	-	-	*	*	-	-
Green peppers	*	*	-	-	-	*	*	-	-
Red peppers	-	-	-	-	-	-	-	-	-
Swiss chard	*	*	-	-	-	*	*	-	-
Root crops	99	*	-	*	*	65	*	-	-
Beetroot	*	*	-	-	-	*	*	-	-
Carrot	*	*	-	-	-	-	-	-	-
Onion	-	-	-	-	-	*	*	-	-
Potatoes	-	-	-	*	*	-	-	-	-
Garlic	-	-	-	-	-	-	-	-	-
Taro 'Godere'	-	-	-	-	-	*	*	-	-
Sweet potatoes	-	-	-	-	-	-	-	-	-
Other Temporary	-	-	-	-	-	51	*	-	-
Permanent crops	282	3	-	-	-	186	5	*	*
Avocado	-	-	-	-	-	*	*	-	-
Bananas	-	-	-	-	-	51	*	-	-
Guava	-	-	-	-	-	-	-	-	-
Lemons	-	-	-	-	-	-	-	-	-
Mangoes	-	-	-	-	-	-	-	-	-
Oranges	-	-	-	-	-	-	-	-	-
Papayas	-	-	-	-	-	*	*	-	-
Pineapples	-	-	-	-	-	-	-	-	-
Chat	-	-	-	-	-	-	-	-	-
Coffee	282	3	-	-	-	80	*	-	-
Hops / 'Geshe'	-	-	-	-	-	-	-	-	-
Enset	-	-	-	-	-	69	*	*	*
Sugar cane	-	-	-	-	-	82	1	-	-
Other permanent	-	-	-	-	-	*	*	-	-

Table 1.7.15 Number of Holders, Inputs Applied Area and Quantity of Inputs used

Konso Special Wereda

Crop type	All CROP Area (HA)	All Fertilizers		Natural		DAP		
		Hectare	Quintal	Holder	Hectare	Holder	Hectare	Quintal
All	23,027	6,716	-	18,341	6,716	-	-	-
Cereals	17,294	4,684	-	17,698	4,684	-	-	-
Teff	3,012	476	-	2,286	476	-	-	-
Barley	216	15	-	411	15	-	-	-
Wheat	*	*	-	*	*	-	-	-
Maize	5,849	1,079	-	11,795	1,079	-	-	-
Sorghum	8,105	3,108	-	14,746	3,108	-	-	-
Finger millet	*	*	-	*	*	-	-	-
Oats / 'Aja'	-	-	-	-	-	-	-	-
Rice	-	-	-	-	-	-	-	-
Pulses	3,170	703	-	8,239	703	-	-	-
Horse / Faba beans	-	-	-	-	-	-	-	-
Field Peas	*	-	-	-	-	-	-	-
Haricot beans	2,758	639	-	8,180	639	-	-	-
Chick peas	393	*	-	*	*	-	-	-
Lentils	*	-	-	-	-	-	-	-
Vetch / Grass peas	*	*	-	*	*	-	-	-
Soya beans	*	*	-	*	*	-	-	-
Fenugreek	-	-	-	-	-	-	-	-
Gibto	-	-	-	-	-	-	-	-
Oilseeds	167	48	-	1,599	48	-	-	-
Neug	-	-	-	-	-	-	-	-
Linseed	*	-	-	-	-	-	-	-
Groundnuts	*	-	-	-	-	-	-	-
Safflower	154	48	-	1,599	48	-	-	-
Sesame	-	-	-	-	-	-	-	-
Rapeseed	-	-	-	-	-	-	-	-
Vegetables	96	*	-	1,076	*	-	-	-
Lettuce	-	-	-	-	-	-	-	-
Head cabbage	-	-	-	-	-	-	-	-
Ethiopian cabbage	93	*	-	1,076	*	-	-	-
Tomatoes	-	-	-	-	-	-	-	-
Green peppers	*	-	-	-	-	-	-	-
Red peppers	-	-	-	-	-	-	-	-
Swiss chard	-	-	-	-	-	-	-	-
Root crops	14	*	-	*	*	-	-	-
Beetroot	-	-	-	-	-	-	-	-
Carrot	*	*	-	*	*	-	-	-
Onion	*	-	-	-	-	-	-	-
Potatoes	*	-	-	-	-	-	-	-
Garlic	-	-	-	-	-	-	-	-
Taro 'Godere'	*	*	-	*	*	-	-	-
Sweet potatoes	*	*	-	*	*	-	-	-
Other Temporary	1,663	993	-	9,607	993	-	-	-
Permanent crops	623	253	-	6,753	253	-	-	-
Avocado	-	-	-	-	-	-	-	-
Bananas	83	10	-	1,223	10	-	-	-
Guava	*	*	-	504	*	-	-	-
Lemons	*	*	-	*	*	-	-	-
Mangoes	*	*	-	235	*	-	-	-
Oranges	*	-	-	-	-	-	-	-
Papayas	73	*	-	670	*	-	-	-
Pineapples	-	-	-	-	-	-	-	-
Chat	36	23	-	982	23	-	-	-
Coffee	213	162	-	4,464	162	-	-	-
Hops / 'Gescho'	*	*	-	533	*	-	-	-
Enset	*	*	-	*	*	-	-	-
Sugar cane	*	4	-	466	4	-	-	-
Other permanent	*	*	-	*	*	-	-	-

(Table1.7.15 Cont'd.)

Konso Special Wereda

Crop type	UREA			UREA + DAP			INDIGENOUS SEED		
	Holder	Hectare	Quintal	Holder	Hectare	Quintal	Holder	Hectare	Quintal
All	-	-	-	-	-	-	33,906	22,896	4,288
Cereals	-	-	-	-	-	-	33,384	17,198	3,486
Teff	-	-	-	-	-	-	10,050	2,997	1,005
Barley	-	-	-	-	-	-	2,314	214	104
Wheat	-	-	-	-	-	-	*	*	*
Maize	-	-	-	-	-	-	26,719	5,830	1,684
Sorghum	-	-	-	-	-	-	26,074	8,046	645
Finger millet	-	-	-	-	-	-	*	*	*
Oats / 'Aja'	-	-	-	-	-	-	-	-	-
Rice	-	-	-	-	-	-	-	-	-
Pulses	-	-	-	-	-	-	20,009	3,143	781
Horse/Faba beans	-	-	-	-	-	-	-	-	-
Field Peas	-	-	-	-	-	-	*	*	*
Haricot beans	-	-	-	-	-	-	19,414	2,731	667
Chick peas	-	-	-	-	-	-	2,991	393	111
Lentils	-	-	-	-	-	-	*	*	*
Vetch / Grass peas	-	-	-	-	-	-	*	*	*
Soya beans	-	-	-	-	-	-	*	*	-
Fenugreek	-	-	-	-	-	-	-	-	-
Gibto	-	-	-	-	-	-	-	-	-
Oilseeds	-	-	-	-	-	-	2,911	166	19
Neug	-	-	-	-	-	-	-	-	-
Linseed	-	-	-	-	-	-	*	*	-
Groundnuts	-	-	-	-	-	-	*	*	-
Safflower	-	-	-	-	-	-	2,790	154	19
Sesame	-	-	-	-	-	-	-	-	-
Rapeseed	-	-	-	-	-	-	-	-	-
Vegetables	-	-	-	-	-	-	2,596	96	*
Lettuce	-	-	-	-	-	-	-	-	-
Head cabbage	-	-	-	-	-	-	-	-	-
Ethiopian cabbage	-	-	-	-	-	-	2,477	93	*
Tomatoes	-	-	-	-	-	-	-	-	-
Green peppers	-	-	-	-	-	-	*	*	-
Red peppers	-	-	-	-	-	-	-	-	-
Swiss chard	-	-	-	-	-	-	-	-	-
Root crops	-	-	-	-	-	-	1,066	14	-
Beetroot	-	-	-	-	-	-	-	-	-
Carrot	-	-	-	-	-	-	*	*	-
Onion	-	-	-	-	-	-	*	*	-
Potatoes	-	-	-	-	-	-	*	*	-
Garlic	-	-	-	-	-	-	-	-	-
Taro 'Godere'	-	-	-	-	-	-	*	*	-
Sweet potatoes	-	-	-	-	-	-	593	*	-
Other Temporary	-	-	-	-	-	-	14,124	1,663	*
Permanent crops	-	-	-	-	-	-	16,094	617	*
Avocado	-	-	-	-	-	-	-	-	-
Bananas	-	-	-	-	-	-	4,825	83	-
Guava	-	-	-	-	-	-	808	*	-
Lemons	-	-	-	-	-	-	1,188	*	-
Mangoes	-	-	-	-	-	-	916	*	-
Oranges	-	-	-	-	-	-	*	*	-
Papayas	-	-	-	-	-	-	4,791	70	-
Pineapples	-	-	-	-	-	-	-	-	-
Chat	-	-	-	-	-	-	1,608	36	-
Coffee	-	-	-	-	-	-	7,300	213	-
Hops / 'Geshe'	-	-	-	-	-	-	1,476	*	-
Enset	-	-	-	-	-	-	*	*	-
Sugar cane	-	-	-	-	-	-	*	*	-
Other permanent	-	-	-	-	-	-	1,985	*	-

(Table1.7.15 Cont'd.)

Konso Special Wereda

Crop type	Improved seed			Pesticide		Irrigation		Extension package	
	Holder	Hectare	Quintal	Holder	Hectare	Holder	Hectare	Holder	Hectare
All	738	*	*	*	*	1,093	*	1,159	337
Cereals	501	*	*	*	*	*	*	1,159	*
Teff	*	*	-	*	*	-	-	*	*
Barley	*	*	-	-	-	-	-	-	-
Wheat	*	*	*	-	-	-	-	-	-
Maize	310	*	*	*	*	*	*	779	*
Sorghum	*	*	-	*	*	*	*	889	*
Finger millet	-	-	-	-	-	-	-	-	-
Oats / 'Aja'	-	-	-	-	-	-	-	-	-
Rice	-	-	-	-	-	-	-	-	-
Pulses	*	*	*	-	-	*	*	293	*
Horse / Faba beans	-	-	-	-	-	-	-	-	-
Field Peas	-	-	-	-	-	-	-	-	-
Haricot beans	*	*	*	-	-	*	*	293	*
Chick peas	-	-	-	-	-	*	*	-	-
Lentils	-	-	-	-	-	-	-	-	-
Vetch/Grass peas	-	-	-	-	-	-	-	-	-
Soya beans	-	-	-	-	-	-	-	-	-
Fenugreek	-	-	-	-	-	-	-	-	-
Gibto	-	-	-	-	-	-	-	-	-
Oilseeds	*	*	-	-	-	-	-	-	-
Neug	-	-	-	-	-	-	-	-	-
Linseed	-	-	-	-	-	-	-	-	-
Groundnuts	-	-	-	-	-	-	-	-	-
Safflower	*	*	-	-	-	-	-	-	-
Sesame	-	-	-	-	-	-	-	-	-
Rapeseed	-	-	-	-	-	-	-	-	-
Vegetables	-	-	-	-	-	*	*	-	-
Lettuce	-	-	-	-	-	-	-	-	-
Head cabbage	-	-	-	-	-	-	-	-	-
Ethiopian cabbage	-	-	-	-	-	*	*	-	-
Tomatoes	-	-	-	-	-	-	-	-	-
Green peppers	-	-	-	-	-	-	-	-	-
Red peppers	-	-	-	-	-	-	-	-	-
Swiss chard	-	-	-	-	-	-	-	-	-
Root crops	-	-	-	-	-	*	*	-	-
Beetroot	-	-	-	-	-	-	-	-	-
Carrot	-	-	-	-	-	-	-	-	-
Onion	-	-	-	-	-	-	-	-	-
Potatoes	-	-	-	-	-	-	-	-	-
Garlic	-	-	-	-	-	-	-	-	-
Taro 'Godere'	-	-	-	-	-	*	*	-	-
Sweet potatoes	-	-	-	-	-	*	*	-	-
Other Temporary	-	-	-	-	-	*	*	*	*
Permanent crops	*	*	-	-	-	*	*	-	-
Avocado	-	-	-	-	-	-	-	-	-
Bananas	-	-	-	-	-	332	*	-	-
Guava	*	*	-	-	-	-	-	-	-
Lemons	-	-	-	-	-	-	-	-	-
Mangoes	*	*	-	-	-	*	*	-	-
Oranges	-	-	-	-	-	-	-	-	-
Papayas	*	*	-	-	-	*	*	-	-
Pineapples	-	-	-	-	-	-	-	-	-
Chat	-	-	-	-	-	-	-	-	-
Coffee	-	-	-	-	-	*	*	-	-
Hops / 'Geshe'	-	-	-	-	-	-	-	-	-
Enset	-	-	-	-	-	-	-	-	-
Sugar cane	-	-	-	-	-	*	*	-	-
Other permanent	-	-	-	-	-	*	*	-	-

Table 1.7.16 Number of Holders, Inputs Applied Area and Quantity of Inputs used
Derashe Special Wereda

Crop type	All CROP Area (HA)	All Fertilizers		Natural		DAP		
		Hectare	Quintal	Holder	Hectare	Holder	Hectare	Quintal
All	17,637	480	*	5,224	434	*	*	-
Cereals	14,607	195	*	1,482	155	-	-	-
Teff	2,077	*	*	184	2	-	-	-
Barley	765	*	*	187	*	-	-	-
Wheat	363	*	-	*	*	-	-	-
Maize	3,688	49	-	974	38	-	-	-
Sorghum	7,698	104	-	727	104	-	-	-
Finger millet	*	-	-	-	-	-	-	-
Oats / 'Aja'	-	-	-	-	-	-	-	-
Rice	-	-	-	-	-	-	-	-
Pulses	1,691	39	-	600	34	-	-	-
Horse / Faba beans	22	-	-	-	-	-	-	-
Field Peas	*	-	-	-	-	-	-	-
Haricot beans	1,116	39	-	600	34	-	-	-
Chick peas	484	-	-	-	-	-	-	-
Lentils	43	-	-	-	-	-	-	-
Vetch / Grass peas	-	-	-	-	-	-	-	-
Soya beans	*	-	-	-	-	-	-	-
Fenugreek	*	-	-	-	-	-	-	-
Gibto	-	-	-	-	-	-	-	-
Oilseeds	*	-	-	-	-	-	-	-
Neug	-	-	-	-	-	-	-	-
Linseed	-	-	-	-	-	-	-	-
Groundnuts	-	-	-	-	-	-	-	-
Safflower	*	-	-	-	-	-	-	-
Sesame	*	-	-	-	-	-	-	-
Rapeseed	*	-	-	-	-	-	-	-
Vegetables	55	22	-	2,016	22	*	*	-
Lettuce	-	-	-	-	-	-	-	-
Head cabbage	*	-	-	-	-	-	-	-
Ethiopian cabbage	50	21	-	1,872	20	*	*	-
Tomatoes	-	-	-	-	-	-	-	-
Green peppers	*	*	-	*	*	-	-	-
Red peppers	*	*	-	*	*	-	-	-
Swiss chard	-	-	-	-	-	-	-	-
Root crops	81	*	-	*	*	-	-	-
Beetroot	*	-	-	-	-	-	-	-
Carrot	*	-	-	-	-	-	-	-
Onion	37	*	-	*	*	-	-	-
Potatoes	*	*	-	*	*	-	-	-
Garlic	*	-	-	-	-	-	-	-
Taro 'Godere'	*	*	-	*	*	-	-	-
Sweet potatoes	34	*	-	*	*	-	-	-
Other Temporary	385	*	-	440	*	-	-	-
Permanent crops	810	207	-	4,488	206	*	*	-
Avocado	*	-	-	-	-	-	-	-
Bananas	51	*	-	478	*	-	-	-
Guava	*	-	-	-	-	-	-	-
Lemons	16	*	-	*	*	-	-	-
Mangoes	*	*	-	*	*	-	-	-
Oranges	*	*	-	*	*	-	-	-
Papayas	*	*	-	*	*	-	-	-
Pineapples	-	-	-	-	-	-	-	-
Chat	21	*	-	*	*	-	-	-
Coffee	177	43	-	2,618	43	*	*	-
Hops / 'Geshe'	45	*	-	411	*	-	-	-
Enset	327	140	-	3,393	140	*	*	-
Sugar cane	14	3	-	240	3	-	-	-
Other permanent	*	*	-	*	*	-	-	-

(Table 1.7.16 Cont'd.)

Derashe Special Wereda

Crop type	UREA			UREA + DAP			INDIGENOUS SEED		
	Holder	Hectare	Quintal	Holder	Hectare	Quintal	Holder	Hectare	Quintal
All	*	*	*	-	-	-	22,921	17,606	2,930
Cereals	*	*	*	-	-	-	22,426	14,581	2,407
Teff	*	*	*	-	-	-	9,415	2,077	642
Barley	*	*	*	-	-	-	6,173	765	403
Wheat	-	-	-	-	-	-	2,400	363	217
Maize	*	*	-	-	-	-	16,334	3,679	746
Sorghum	-	-	-	-	-	-	16,786	7,682	397
Finger millet	-	-	-	-	-	-	*	*	*
Oats / 'Aja'	-	-	-	-	-	-	-	-	-
Rice	-	-	-	-	-	-	-	-	-
Pulses	*	*	-	-	-	-	13,080	1,685	515
Horse/Faba beans	-	-	-	-	-	-	702	22	*
Field Peas	-	-	-	-	-	-	511	*	*
Haricot beans	*	*	-	-	-	-	11,156	1,110	386
Chick peas	-	-	-	-	-	-	2,866	484	92
Lentils	-	-	-	-	-	-	513	43	*
Vetch / Grass peas	-	-	-	-	-	-	-	-	-
Soya beans	-	-	-	-	-	-	*	*	-
Fenugreek	-	-	-	-	-	-	*	*	*
Gibto	-	-	-	-	-	-	-	-	-
Oilseeds	-	-	-	-	-	-	*	*	*
Neug	-	-	-	-	-	-	-	-	-
Linseed	-	-	-	-	-	-	-	-	-
Groundnuts	-	-	-	-	-	-	-	-	-
Safflower	-	-	-	-	-	-	*	*	*
Sesame	-	-	-	-	-	-	*	*	*
Rapeseed	-	-	-	-	-	-	*	*	*
Vegetables	-	-	-	-	-	-	5,612	55	-
Lettuce	-	-	-	-	-	-	-	-	-
Head cabbage	-	-	-	-	-	-	*	*	-
Ethiopian cabbage	-	-	-	-	-	-	5,157	50	-
Tomatoes	-	-	-	-	-	-	-	-	-
Green peppers	-	-	-	-	-	-	*	*	-
Red peppers	-	-	-	-	-	-	*	*	-
Swiss chard	-	-	-	-	-	-	-	-	-
Root crops	-	-	-	-	-	-	3,676	81	-
Beetroot	-	-	-	-	-	-	*	*	-
Carrot	-	-	-	-	-	-	*	*	-
Onion	-	-	-	-	-	-	2,000	37	-
Potatoes	-	-	-	-	-	-	418	*	-
Garlic	-	-	-	-	-	-	*	*	-
Taro 'Godere'	-	-	-	-	-	-	238	*	-
Sweet potatoes	-	-	-	-	-	-	1,444	34	-
Other Temporary	-	-	-	-	-	-	4,429	385	*
Permanent crops	-	-	-	-	-	-	15,154	810	-
Avocado	-	-	-	-	-	-	*	*	-
Bananas	-	-	-	-	-	-	2,490	51	-
Guava	-	-	-	-	-	-	*	*	-
Lemons	-	-	-	-	-	-	872	16	-
Mangoes	-	-	-	-	-	-	186	*	-
Oranges	-	-	-	-	-	-	*	*	-
Papayas	-	-	-	-	-	-	1,414	*	-
Pineapples	-	-	-	-	-	-	-	-	-
Chat	-	-	-	-	-	-	1,280	21	-
Coffee	-	-	-	-	-	-	9,138	177	-
Hops / 'Geshe'	-	-	-	-	-	-	3,468	45	-
Enset	-	-	-	-	-	-	8,224	327	-
Sugar cane	-	-	-	-	-	-	1,170	14	-
Other permanent	-	-	-	-	-	-	2,272	*	-

(Table 1.7.16 Cont'd.)

Derashe Special Wereda[illegible]

Table 1.7.17 Number of Holders, Inputs Applied Area and Quantity of Inputs used

Dawro Zone

Crop type	All CROP Area (HA)	All Fertilizers		Natural		DAP		
		Hectare	Quintal	Holder	Hectare	Holder	Hectare	Quintal
All	50,804	11,556	348	69,546	10,743	1,840	678	304
Cereals	25,157	1,343	340	5,799	613	1,752	647	*
Teff	13,203	763	329	*	*	1,657	639	*
Barley	1,284	*	-	*	*	-	-	-
Wheat	1,796	*	*	*	*	*	*	*
Maize	5,687	395	-	4,677	395	-	-	-
Sorghum	3,069	*	-	564	*	-	-	-
Finger millet	-	-	-	-	-	-	-	-
Oats / 'Aja'	*	*	-	*	*	-	-	-
Rice	*	-	-	-	-	-	-	-
Pulses	11,909	334	*	6,087	255	*	*	*
Horse / Faba beans	5,335	*	*	1,561	*	*	*	*
Field Peas	4,787	*	*	*	*	-	-	-
Haricot beans	1,534	178	-	4,595	178	-	-	-
Chick peas	30	-	-	-	-	-	-	-
Lentils	223	*	-	*	*	-	-	-
Vetch / Grass peas	*	*	-	*	*	-	-	-
Soya beans	*	-	-	-	-	-	-	-
Fenugreek	-	-	-	-	-	-	-	-
Gibto	-	-	-	-	-	-	-	-
Oilseeds	321	*	-	476	*	-	-	-
Neug	-	-	-	-	-	-	-	-
Linseed	149	*	-	*	*	-	-	-
Groundnuts	*	*	-	*	*	-	-	-
Safflower	-	-	-	-	-	-	-	-
Sesame	-	-	-	-	-	-	-	-
Rapeseed	*	*	-	*	*	-	-	-
Vegetables	501	332	-	40,642	332	-	-	-
Lettuce	-	-	-	-	-	-	-	-
Head cabbage	*	*	-	*	*	-	-	-
Ethiopian cabbage	358	326	-	40,208	326	-	-	-
Tomatoes	-	-	-	-	-	-	-	-
Green peppers	7	*	-	1,627	*	-	-	-
Red peppers	*	2	-	764	2	-	-	-
Swiss chard	-	-	-	-	-	-	-	-
Root crops	3,141	970	-	32,103	970	-	-	-
Beetroot	*	-	-	-	-	-	-	-
Carrot	-	-	-	-	-	-	-	-
Onion	10	7	-	1,718	7	-	-	-
Potatoes	14	*	-	*	*	-	-	-
Garlic	*	*	-	858	*	-	-	-
Taro 'Godere'	2,732	858	-	28,703	858	-	-	-
Sweet potatoes	377	100	-	5,300	100	-	-	-
Other Temporary	450	208	-	15,849	208	-	-	-
Permanent crops	9,325	8,363	-	67,454	8,358	*	*	-
Avocado	25	22	-	4,418	22	-	-	-
Bananas	261	84	-	9,803	84	-	-	-
Guava	*	*	-	*	*	-	-	-
Lemons	*	*	-	726	*	-	-	-
Mangoes	*	1	-	583	1	-	-	-
Oranges	11	5	-	1,238	5	-	-	-
Papayas	84	71	-	8,791	71	-	-	-
Pineapples	-	-	-	-	-	-	-	-
Chat	*	*	-	452	*	-	-	-
Coffee	771	471	-	20,425	471	-	-	-
Hops / 'Gescho'	17	3	-	1,589	3	-	-	-
Enset	8,019	7,643	-	66,374	7,638	*	*	-
Sugar cane	110	47	-	7,929	47	-	-	-
Other permanent	11	6	-	1,667	6	-	-	-

(Table 1.7.17 Cont'd.)

Dawro Zone

Crop type	UREA			UREA + DAP			INDIGENOUS SEED		
	Holder	Hectare	Quintal	Holder	Hectare	Quintal	Holder	Hectare	Quintal
All	*	*	*	-	-	-	75,857	50,651	18,702
Cereals	*	*	*	-	-	-	55,875	25,096	9,278
Teff	*	*	*	-	-	-	38,495	13,203	3,848
Barley	-	-	-	-	-	-	7,420	1,256	1,269
Wheat	-	-	-	-	-	-	9,386	1,789	1,814
Maize	-	-	-	-	-	-	19,895	5,670	1,627
Sorghum	*	*	-	-	-	-	19,294	3,061	644
Finger millet	-	-	-	-	-	-	-	-	-
Oats / 'Aja'	-	-	-	-	-	-	1,818	*	*
Rice	-	-	-	-	-	-	*	*	-
Pulses	*	*	*	-	-	-	45,047	11,907	9,301
Horse/Faba beans	-	-	-	-	-	-	24,493	5,335	4,853
Field Peas	*	*	*	-	-	-	15,259	4,787	3,609
Haricot beans	-	-	-	-	-	-	17,295	1,534	759
Chick peas	-	-	-	-	-	-	358	30	*
Lentils	-	-	-	-	-	-	3,944	221	72
Vetch / Grass peas	-	-	-	-	-	-	*	*	-
Soya beans	-	-	-	-	-	-	*	*	*
Fenugreek	-	-	-	-	-	-	-	-	-
Gibto	-	-	-	-	-	-	-	-	-
Oilseeds	-	-	-	-	-	-	7,067	300	108
Neug	-	-	-	-	-	-	*	-	*
Linseed	-	-	-	-	-	-	5,470	148	*
Groundnuts	-	-	-	-	-	-	1,618	*	*
Safflower	-	-	-	-	-	-	-	-	-
Sesame	-	-	-	-	-	-	-	-	-
Rapeseed	-	-	-	-	-	-	*	*	-
Vegetables	-	-	-	-	-	-	44,946	500	-
Lettuce	-	-	-	-	-	-	-	-	-
Head cabbage	-	-	-	-	-	-	375	*	-
Ethiopian cabbage	-	-	-	-	-	-	43,717	358	-
Tomatoes	-	-	-	-	-	-	-	-	-
Green peppers	-	-	-	-	-	-	2,975	7	-
Red peppers	-	-	-	-	-	-	*	*	-
Swiss chard	-	-	-	-	-	-	-	-	-
Root crops	*	*	-	-	-	-	53,884	3,136	-
Beetroot	-	-	-	-	-	-	*	*	-
Carrot	-	-	-	-	-	-	-	-	-
Onion	-	-	-	-	-	-	2,111	5	-
Potatoes	-	-	-	-	-	-	666	14	-
Garlic	-	-	-	-	-	-	1,388	*	-
Taro 'Godere'	*	*	-	-	-	-	48,960	2,732	-
Sweet potatoes	-	-	-	-	-	-	12,947	377	-
Other Temporary	-	-	-	-	-	-	23,516	449	*
Permanent crops	-	-	-	-	-	-	73,428	9,264	-
Avocado	-	-	-	-	-	-	5,276	25	-
Bananas	-	-	-	-	-	-	24,734	261	-
Guava	-	-	-	-	-	-	*	*	-
Lemons	-	-	-	-	-	-	997	*	-
Mangoes	-	-	-	-	-	-	*	*	-
Oranges	-	-	-	-	-	-	3,391	11	-
Papayas	-	-	-	-	-	-	11,744	82	-
Pineapples	-	-	-	-	-	-	-	-	-
Chat	-	-	-	-	-	-	630	*	-
Coffee	-	-	-	-	-	-	32,194	759	-
Hops / 'Gesho'	-	-	-	-	-	-	5,116	17	-
Enset	-	-	-	-	-	-	71,535	7,974	-
Sugar cane	-	-	-	-	-	-	11,616	110	-
Other permanent	-	-	-	-	-	-	3,790	11	-

(Table 1.7.17 Cont'd.)

Dawro Zone

[illegible]

Table 1.7.18 Number of Holders, Inputs Applied Area and Quantity of Inputs used
Basketo Special Wereda

Crop type	All CROP Area (HA)	All Fertilizers		Natural		DAP		
		Hectare	Quintal	Holder	Hectare	Holder	Hectare	Quintal
All	5,712	739	234	6,056	590	*	*	*
Cereals	3,435	201	221	1,927	55	*	*	*
Teff	1,768	*	-	*	*	-	-	-
Barley	413	*	-	*	*	-	-	-
Wheat	*	-	-	-	-	-	-	-
Maize	867	187	221	1,790	42	*	*	*
Sorghum	370	10	-	328	10	-	-	-
Finger millet	-	-	-	-	-	-	-	-
Oats / 'Aja'	*	-	-	-	-	-	-	-
Rice	-	-	-	-	-	-	-	-
Pulses	409	20	*	1,295	20	-	-	-
Horse / Faba beans	10	*	-	*	*	-	-	-
Field Peas	115	*	-	*	*	-	-	-
Haricot beans	283	18	*	1,257	17	-	-	-
Chick peas	*	-	-	-	-	-	-	-
Lentils	*	-	-	-	-	-	-	-
Vetch / Grass peas	-	-	-	-	-	-	-	-
Soya beans	-	-	-	-	-	-	-	-
Fenugreek	*	-	-	-	-	-	-	-
Gibto	-	-	-	-	-	-	-	-
Oilseeds	18	*	-	*	*	-	-	-
Neug	*	*	-	*	*	-	-	-
Linseed	6	-	-	-	-	-	-	-
Groundnuts	*	-	-	-	-	-	-	-
Safflower	8	*	-	*	*	-	-	-
Sesame	*	-	-	-	-	-	-	-
Rapeseed	*	*	-	*	*	-	-	-
Vegetables	20	4	-	796	4	-	-	-
Lettuce	-	-	-	-	-	-	-	-
Head cabbage	*	-	-	-	-	-	-	-
Ethiopian cabbage	19	4	-	796	4	-	-	-
Tomatoes	*	-	-	-	-	-	-	-
Green peppers	*	-	-	-	-	-	-	-
Red peppers	-	-	-	-	-	-	-	-
Swiss chard	-	-	-	-	-	-	-	-
Root crops	317	17	*	1,734	16	*	*	*
Beetroot	-	-	-	-	-	-	-	-
Carrot	*	-	-	-	-	-	-	-
Onion	5	1	-	648	1	-	-	-
Potatoes	3	*	-	114	*	-	-	-
Garlic	*	*	-	*	*	-	-	-
Taro 'Godere'	67	8	*	586	8	*	*	*
Sweet potatoes	241	6	*	613	6	*	*	*
Other Temporary	304	29	*	2,385	28	-	-	-
Permanent crops	1,209	467	*	5,596	466	*	*	*
Avocado	1	*	-	92	*	-	-	-
Bananas	79	21	-	1,808	21	-	-	-
Guava	*	*	-	*	*	-	-	-
Lemons	*	*	-	*	*	-	-	-
Mangoes	6	1	-	462	1	-	-	-
Oranges	*	*	-	*	*	-	-	-
Papayas	3	*	-	104	*	-	-	-
Pineapples	*	*	-	*	*	-	-	-
Chat	*	-	-	-	-	-	-	-
Coffee	414	117	-	4,033	116	*	*	-
Hops / 'Geshe'	12	2	-	330	2	-	-	-
Enset	642	311	-	5,364	311	-	-	-
Sugar cane	50	13	*	1,270	13	*	*	*
Other permanent	1	*	-	*	*	-	-	-

(Table 1.7.18 Cont'd.)

Basketo Special Wereda

Crop type	UREA			UREA + DAP			INDIGENOUS SEED		
	Holder	Hectare	Quintal	Holder	Hectare	Quintal	Holder	Hectare	Quintal
All	-	-	-	533	142	223	10,437	5,558	1,611
Cereals	-	-	-	533	139	212	9,805	3,283	1,454
Teff	-	-	-	-	-	-	6,110	1,764	741
Barley	-	-	-	-	-	-	2,372	413	436
Wheat	-	-	-	-	-	-	*	*	*
Maize	-	-	-	533	139	212	8,101	720	207
Sorghum	-	-	-	-	-	-	4,282	370	49
Finger millet	-	-	-	-	-	-	-	-	-
Oats / 'Aja'	-	-	-	-	-	-	*	*	-
Rice	-	-	-	-	-	-	-	-	-
Pulses	-	-	-	*	*	*	8,634	409	154
Horse/Faba beans	-	-	-	-	-	-	747	10	5
Field Peas	-	-	-	-	-	-	2,946	115	55
Haricot beans	-	-	-	*	*	*	7,894	283	94
Chick peas	-	-	-	-	-	-	*	*	*
Lentils	-	-	-	-	-	-	*	*	-
Vetch / Grass peas	-	-	-	-	-	-	-	-	-
Soya beans	-	-	-	-	-	-	-	-	-
Fenugreek	-	-	-	-	-	-	*	*	*
Gibto	-	-	-	-	-	-	-	-	-
Oilseeds	-	-	-	-	-	-	1,294	18	3
Neug	-	-	-	-	-	-	*	*	-
Linseed	-	-	-	-	-	-	260	6	1
Groundnuts	-	-	-	-	-	-	202	*	*
Safflower	-	-	-	-	-	-	810	8	1
Sesame	-	-	-	-	-	-	*	*	*
Rapeseed	-	-	-	-	-	-	*	*	*
Vegetables	-	-	-	-	-	-	2,392	20	*
Lettuce	-	-	-	-	-	-	-	-	-
Head cabbage	-	-	-	-	-	-	79	*	-
Ethiopian cabbage	-	-	-	-	-	-	2,247	19	*
Tomatoes	-	-	-	-	-	-	*	*	-
Green peppers	-	-	-	-	-	-	66	*	-
Red peppers	-	-	-	-	-	-	-	-	-
Swiss chard	-	-	-	-	-	-	-	-	-
Root crops	-	-	-	*	*	*	8,472	317	*
Beetroot	-	-	-	-	-	-	-	-	-
Carrot	-	-	-	-	-	-	*	*	-
Onion	-	-	-	-	-	-	1,576	5	-
Potatoes	-	-	-	-	-	-	560	3	-
Garlic	-	-	-	-	-	-	123	*	-
Taro 'Godere'	-	-	-	-	-	-	4,429	67	*
Sweet potatoes	-	-	-	*	*	*	6,752	241	*
Other Temporary	-	-	-	*	*	*	8,683	304	*
Permanent crops	-	-	-	*	*	*	10,301	1,207	*
Avocado	-	-	-	-	-	-	314	1	-
Bananas	-	-	-	-	-	-	6,471	79	-
Guava	-	-	-	-	-	-	*	*	-
Lemons	-	-	-	-	-	-	*	*	-
Mangoes	-	-	-	-	-	-	1,611	6	-
Oranges	-	-	-	-	-	-	86	*	-
Papayas	-	-	-	-	-	-	461	3	-
Pineapples	-	-	-	-	-	-	*	*	-
Chat	-	-	-	-	-	-	*	*	-
Coffee	-	-	-	*	*	-	9,340	413	-
Hops / 'Gesho'	-	-	-	-	-	-	1,535	12	-
Enset	-	-	-	-	-	-	10,066	642	-
Sugar cane	-	-	-	-	-	-	3,979	48	-
Other permanent	-	-	-	-	-	-	299	1	-

(Table 1.7.18 Cont'd.)

Basketo Special Wereda

[illegible]

Table 1.7.19 Number of Holders, Inputs Applied Area and Quantity of Inputs used

Konta Special Wereda

Crop type	All CROP Area (HA)	All Fertilizers		Natural		DAP		
		Hectare	Quintal	Holder	Hectare	Holder	Hectare	Quintal
All	12,047	1,233	20	13,115	1,206	*	*	*
Cereals	6,009	107	20	1,031	81	*	*	*
Teff	3,474	23	*	*	*	-	-	-
Barley	397	-	-	-	-	-	-	-
Wheat	177	-	-	-	-	-	-	-
Maize	537	76	*	894	53	*	*	*
Sorghum	1,415	*	-	*	*	-	-	-
Finger millet	*	-	-	-	-	-	-	-
Oats / 'Aja'	*	-	-	-	-	-	-	-
Rice	-	-	-	-	-	-	-	-
Pulses	3,107	18	-	491	18	-	-	-
Horse / Faba beans	1,911	10	-	248	10	-	-	-
Field Peas	841	*	-	*	*	-	-	-
Haricot beans	343	6	-	242	6	-	-	-
Chick peas	-	-	-	-	-	-	-	-
Lentils	*	-	-	-	-	-	-	-
Vetch / Grass peas	-	-	-	-	-	-	-	-
Soya beans	-	-	-	-	-	-	-	-
Fenugreek	*	-	-	-	-	-	-	-
Gibto	-	-	-	-	-	-	-	-
Oilseeds	*	*	-	*	*	-	-	-
Neug	*	-	-	-	-	-	-	-
Linseed	*	-	-	-	-	-	-	-
Groundnuts	*	*	-	*	*	-	-	-
Safflower	-	-	-	-	-	-	-	-
Sesame	-	-	-	-	-	-	-	-
Rapeseed	-	-	-	-	-	-	-	-
Vegetables	39	18	-	3,127	18	-	-	-
Lettuce	-	-	-	-	-	-	-	-
Head cabbage	*	*	-	*	*	-	-	-
Ethiopian cabbage	25	15	-	2,749	15	-	-	-
Tomatoes	-	-	-	-	-	-	-	-
Green peppers	2	1	-	187	1	-	-	-
Red peppers	11	2	-	325	2	-	-	-
Swiss chard	-	-	-	-	-	-	-	-
Root crops	1,257	213	-	4,434	213	-	-	-
Beetroot	*	-	-	-	-	-	-	-
Carrot	-	-	-	-	-	-	-	-
Onion	10	*	-	*	*	-	-	-
Potatoes	15	-	-	-	-	-	-	-
Garlic	4	1	-	222	1	-	-	-
Taro 'Godere'	1,212	210	-	4,182	210	-	-	-
Sweet potatoes	17	1	-	111	1	-	-	-
Other Temporary	247	52	-	3,642	52	-	-	-
Permanent crops	1,381	824	-	12,307	824	-	-	-
Avocado	5	*	-	266	*	-	-	-
Bananas	136	31	-	2,606	31	-	-	-
Guava	*	*	-	*	*	-	-	-
Lemons	1	*	-	*	*	-	-	-
Mangoes	*	*	-	*	*	-	-	-
Oranges	5	*	-	165	*	-	-	-
Papayas	20	9	-	1,562	9	-	-	-
Pineapples	-	-	-	-	-	-	-	-
Chat	11	*	-	*	*	-	-	-
Coffee	190	43	-	2,177	43	-	-	-
Hops / 'Gescho'	8	*	-	170	*	-	-	-
Enset	974	721	-	11,871	721	-	-	-
Sugar cane	27	10	-	1,249	10	-	-	-
Other permanent	*	*	-	*	*	-	-	-

(Table 1.7.19 Cont'd.)

Konta Special Wereda

Crop type	UREA			UREA + DAP			INDIGENOUS SEED		
	Holder	Hectare	Quintal	Holder	Hectare	Quintal	Holder	Hectare	Quintal
All	*	*	*	*	*	*	16,391	11,983	5,141
Cereals	*	*	*	*	*	*	13,021	5,960	2,845
Teff	*	*	*	-	-	-	9,738	3,449	1,568
Barley	-	-	-	-	-	-	2,064	397	413
Wheat	-	-	-	-	-	-	1,471	177	188
Maize	*	*	*	*	*	*	3,594	517	193
Sorghum	-	-	-	-	-	-	5,329	1,411	477
Finger millet	-	-	-	-	-	-	*	*	*
Oats / 'Aja'	-	-	-	-	-	-	*	*	*
Rice	-	-	-	-	-	-	-	-	-
Pulses	-	-	-	-	-	-	10,427	3,107	2,287
Horse/Faba beans	-	-	-	-	-	-	6,805	1,911	1,571
Field Peas	-	-	-	-	-	-	3,841	841	574
Haricot beans	-	-	-	-	-	-	5,012	343	138
Chick peas	-	-	-	-	-	-	-	-	-
Lentils	-	-	-	-	-	-	*	*	*
Vetch / Grass peas	-	-	-	-	-	-	-	-	-
Soya beans	-	-	-	-	-	-	-	-	-
Fenugreek	-	-	-	-	-	-	*	*	*
Gibto	-	-	-	-	-	-	-	-	-
Oilseeds	-	-	-	-	-	-	365	*	*
Neug	-	-	-	-	-	-	*	*	*
Linseed	-	-	-	-	-	-	281	*	*
Groundnuts	-	-	-	-	-	-	*	*	*
Safflower	-	-	-	-	-	-	-	-	-
Sesame	-	-	-	-	-	-	-	-	-
Rapeseed	-	-	-	-	-	-	-	-	-
Vegetables	-	-	-	-	-	-	5,480	39	-
Lettuce	-	-	-	-	-	-	-	-	-
Head cabbage	-	-	-	-	-	-	*	*	-
Ethiopian cabbage	-	-	-	-	-	-	4,383	25	-
Tomatoes	-	-	-	-	-	-	-	-	-
Green peppers	-	-	-	-	-	-	485	2	-
Red peppers	-	-	-	-	-	-	1,319	11	-
Swiss chard	-	-	-	-	-	-	-	-	-
Root crops	-	-	-	-	-	-	13,128	1,256	*
Beetroot	-	-	-	-	-	-	*	*	-
Carrot	-	-	-	-	-	-	-	-	-
Onion	-	-	-	-	-	-	509	9	-
Potatoes	-	-	-	-	-	-	480	15	-
Garlic	-	-	-	-	-	-	908	4	-
Taro 'Godere'	-	-	-	-	-	-	12,540	1,211	*
Sweet potatoes	-	-	-	-	-	-	824	17	-
Other Temporary	-	-	-	-	-	-	7,342	246	*
Permanent crops	-	-	-	-	-	-	15,729	1,368	-
Avocado	-	-	-	-	-	-	825	5	-
Bananas	-	-	-	-	-	-	8,082	136	-
Guava	-	-	-	-	-	-	*	*	-
Lemons	-	-	-	-	-	-	358	1	-
Mangoes	-	-	-	-	-	-	213	*	-
Oranges	-	-	-	-	-	-	807	5	-
Papayas	-	-	-	-	-	-	3,586	20	-
Pineapples	-	-	-	-	-	-	-	-	-
Chat	-	-	-	-	-	-	1,121	11	-
Coffee	-	-	-	-	-	-	6,775	184	-
Hops / 'Gesho'	-	-	-	-	-	-	1,656	8	-
Enset	-	-	-	-	-	-	14,767	966	-
Sugar cane	-	-	-	-	-	-	3,138	27	-
Other permanent	-	-	-	-	-	-	805	*	-

(Table 1.7.19 Cont'd.)

Konta Special Wereda[illegible]

Table 1.7.20 Number of Holders, Inputs Applied Area and Quantity of Inputs used
Silte Zone

Crop type	All CROP Area (HA)	All Fertilizers		Natural		DAP		
		Hectare	Quintal	Holder	Hectare	Holder	Hectare	Quintal
All	107,298	83,278	50,078	122,038	22,882	93,882	45,774	34,991
Cereals	82,471	62,272	36,524	74,386	11,154	85,473	39,483	27,217
Teff	14,461	10,111	3,447	3,592	534	23,232	6,553	2,316
Barley	7,787	6,192	4,632	20,024	815	37,198	4,650	4,070
Wheat	20,687	17,976	13,207	10,096	1,053	50,488	12,893	9,791
Maize	29,781	24,125	11,801	57,022	7,780	41,441	13,021	8,195
Sorghum	8,277	2,811	3,062	18,706	875	20,144	1,559	2,548
Finger millet	1,408	992	*	1,483	*	7,302	792	*
Oats / 'Aja'	*	*	*	*	*	*	*	*
Rice	-	-	-	-	-	-	-	-
Pulses	8,783	6,092	4,385	58,932	1,938	43,226	3,475	2,997
Horse / Faba beans	2,768	2,374	927	45,572	1,258	22,830	918	654
Field Peas	1,972	1,563	1,361	7,541	223	17,676	1,217	1,101
Haricot beans	3,139	1,878	1,584	16,859	405	16,543	*	1,001
Chick peas	283	*	*	*	*	1,720	*	*
Lentils	105	68	15	*	*	1,860	38	13
Vetch / Grass peas	*	*	*	*	*	-	-	-
Soya beans	*	*	-	*	*	-	-	-
Fenugreek	239	106	*	1,911	*	1,215	*	*
Gibto	*	*	-	*	*	-	-	-
Oilseeds	802	451	673	7,008	102	10,361	*	532
Neug	-	-	-	-	-	-	-	-
Linseed	374	*	*	1,378	15	2,248	*	*
Groundnuts	*	*	-	*	*	-	-	-
Safflower	*	*	-	*	*	-	-	-
Sesame	-	-	-	-	-	-	-	-
Rapeseed	424	346	650	5,438	84	8,310	209	509
Vegetables	7,104	6,691	7,346	108,251	2,194	26,756	2,311	3,383
Lettuce	*	*	-	*	*	-	-	-
Head cabbage	14	13	*	4,418	13	*	*	*
Ethiopian cabbage	2,040	1,852	215	106,483	1,774	5,112	68	85
Tomatoes	8	7	-	2,895	7	*	*	-
Green peppers	*	*	-	2,033	*	-	-	-
Red peppers	5,031	4,806	7,130	10,134	388	23,758	2,242	3,297
Swiss chard	*	*	-	1,104	*	-	-	-
Root crops	175	172	*	22,646	103	*	*	*
Beetroot	6	6	*	3,817	5	*	*	*
Carrot	1	1	*	1,256	1	*	*	*
Onion	15	13	*	6,493	12	745	*	*
Potatoes	*	*	*	9,187	67	*	*	*
Garlic	25	25	*	6,775	14	899	*	*
Taro 'Godere'	-	-	-	-	-	-	-	-
Sweet potatoes	5	5	-	1,964	5	-	-	-
Other Temporary	785	731	702	39,315	561	5,649	*	*
Permanent crops	7,178	6,870	137	95,592	6,829	3,286	37	131
Avocado	14	11	-	7,790	11	-	-	-
Bananas	62	54	*	21,426	53	*	*	*
Guava	4	3	-	2,710	3	-	-	-
Lemons	9	8	-	3,513	8	-	-	-
Mangoes	1	*	-	*	*	-	-	-
Oranges	*	*	-	7,889	*	-	-	-
Papayas	17	15	*	9,595	15	*	*	*
Pineapples	*	*	-	*	*	-	-	-
Chat	1,950	1,747	*	65,648	1,722	1,977	24	*
Coffee	320	293	-	37,209	289	*	*	-
Hops / 'Gescho'	*	*	-	1,821	*	-	-	-
Enset	4,628	4,584	*	66,418	4,574	*	*	*
Sugar cane	60	54	*	9,769	52	*	*	*
Other permanent	76	68	-	17,542	68	-	-	-

(Table 1.7.20 Cont'd.)

Silte Zone

Crop type	UREA			UREA + DAP			INDIGENOUS SEED		
	Holder	Hectare	Quintal	Holder	Hectare	Quintal	Holder	Hectare	Quintal
All	9,658	1,377	489	37,804	13,245	14,599	141,474	99,527	69,022
Cereals	6,688	1,131	372	27,887	10,503	8,935	133,163	74,803	61,597
Teff	2,985	676	117	6,853	2,348	1,014	48,577	14,439	4,512
Barley	1,237	130	*	5,492	598	475	74,162	7,783	12,884
Wheat	2,130	243	117	14,063	3,787	3,299	76,878	17,625	30,073
Maize	1,629	*	34	15,374	3,267	3,572	96,045	25,310	12,234
Sorghum	*	*	*	5,113	349	496	69,637	8,169	1,366
Finger millet	-	-	-	*	*	*	14,611	1,408	407
Oats / 'Aja'	-	-	-	*	*	*	*	*	*
Rice	-	-	-	-	-	-	-	-	-
Pulses	1,824	*	32	11,230	581	1,356	107,496	8,778	7,339
Horse/Faba beans	*	*	*	4,380	184	268	75,060	2,764	2,541
Field Peas	*	*	*	1,861	112	*	30,932	1,972	1,855
Haricot beans	*	*	*	6,716	200	565	48,046	3,138	*
Chick peas	-	-	-	*	*	*	5,899	283	199
Lentils	-	-	-	*	*	*	3,542	105	*
Vetch / Grass peas	-	-	-	*	*	*	*	*	*
Soya beans	-	-	-	-	-	-	*	*	-
Fenugreek	*	*	*	*	*	*	7,707	239	*
Gibto	-	-	-	-	-	-	*	*	*
Oilseeds	*	*	*	*	*	*	25,380	763	85
Neug	-	-	-	-	-	-	-	-	-
Linseed	*	*	*	-	-	-	10,845	343	61
Groundnuts	-	-	-	-	-	-	*	*	*
Safflower	-	-	-	-	-	-	*	*	*
Sesame	-	-	-	-	-	-	-	-	-
Rapeseed	*	*	*	*	*	*	15,893	416	22
Vegetables	2,714	*	*	17,655	2,057	3,896	128,099	7,097	*
Lettuce	-	-	-	-	-	-	*	*	-
Head cabbage	-	-	-	-	-	-	4,567	*	-
Ethiopian cabbage	*	*	*	*	*	*	116,303	2,040	*
Tomatoes	-	-	-	-	-	-	3,552	8	-
Green peppers	-	-	-	-	-	-	2,206	*	-
Red peppers	2,528	*	*	17,448	2,049	3,766	54,442	5,025	-
Swiss chard	-	-	-	-	-	-	918	*	-
Root crops	-	-	-	*	*	*	27,840	164	-
Beetroot	-	-	-	*	*	*	4,498	5	-
Carrot	-	-	-	*	*	*	2,155	1	-
Onion	-	-	-	-	-	-	7,558	13	-
Potatoes	-	-	-	*	*	*	12,226	*	-
Garlic	-	-	-	*	*	*	7,837	17	-
Taro 'Godere'	-	-	-	-	-	-	-	-	-
Sweet potatoes	-	-	-	-	-	-	2,142	5	-
Other Temporary	*	*	*	3,423	*	173	48,658	785	-
Permanent crops	*	*	*	*	*	*	101,174	7,138	-
Avocado	-	-	-	-	-	-	7,731	11	-
Bananas	-	-	-	-	-	-	23,969	62	-
Guava	-	-	-	-	-	-	3,483	4	-
Lemons	-	-	-	-	-	-	3,857	9	-
Mangoes	-	-	-	-	-	-	1,101	*	-
Oranges	-	-	-	-	-	-	8,652	*	-
Papayas	-	-	-	-	-	-	8,614	10	-
Pineapples	-	-	-	-	-	-	*	*	-
Chat	*	*	*	-	-	-	72,916	1,938	-
Coffee	-	-	-	-	-	-	35,321	308	-
Hops / 'Geshe'	-	-	-	-	-	-	2,197	*	-
Enset	*	*	*	*	*	*	67,952	4,625	-
Sugar cane	-	-	-	-	-	-	11,769	58	-
Other permanent	-	-	-	-	-	-	20,538	76	-

(Table 1.7.20 Cont'd.)

Silte Zone

Crop type	Improved seed			Pesticide		Irrigation		Extension package	
	Holder	Hectare	Quintal	Holder	Hectare	Holder	Hectare	Holder	Hectare
All	35,994	7,770	5,866	88,163	34,998	2,352	*	43,388	16,859
Cereals	28,990	7,668	5,865	84,458	33,652	-	-	42,860	16,139
Teff	*	*	-	38,987	12,071	-	-	*	102
Barley	*	*	-	24,260	2,479	-	-	4,125	*
Wheat	9,901	3,062	4,429	63,376	17,700	-	-	14,412	4,791
Maize	20,529	4,470	1,290	3,272	359	-	-	34,686	9,777
Sorghum	*	*	*	1,828	*	-	-	11,137	977
Finger millet	-	-	-	*	*	-	-	-	-
Oats / 'Aja'	-	-	-	*	*	-	-	-	-
Rice	-	-	-	-	-	-	-	-	-
Pulses	*	*	*	4,644	431	*	*	10,845	540
Horse / Faba beans	*	*	-	4,273	*	-	-	-	-
Field Peas	-	-	-	*	*	-	-	*	*
Haricot beans	*	*	*	*	*	-	-	8,311	340
Chick peas	-	-	-	-	-	-	-	*	*
Lentils	-	-	-	-	-	-	-	*	*
Vetch/Grass peas	-	-	-	-	-	-	-	-	-
Soya beans	-	-	-	-	-	*	*	-	-
Fenugreek	-	-	-	-	-	-	-	-	-
Gibto	-	-	-	-	-	-	-	-	-
Oilseeds	*	*	-	*	*	*	*	3,900	*
Neug	-	-	-	-	-	-	-	-	-
Linseed	*	*	-	*	*	-	-	*	*
Groundnuts	-	-	-	-	-	-	-	-	-
Safflower	-	-	-	-	-	-	-	-	-
Sesame	-	-	-	-	-	-	-	-	-
Rapeseed	*	*	-	*	*	*	*	3,900	*
Vegetables	*	*	-	*	*	1,133	7	*	*
Lettuce	-	-	-	-	-	-	-	-	-
Head cabbage	*	*	-	-	-	*	*	-	-
Ethiopian cabbage	-	-	-	*	*	959	6	-	-
Tomatoes	-	-	-	-	-	*	*	-	-
Green peppers	-	-	-	-	-	-	-	-	-
Red peppers	*	*	-	*	*	-	-	*	*
Swiss chard	*	*	-	-	-	-	-	-	-
Root crops	1,685	*	-	-	-	*	*	*	*
Beetroot	745	*	-	-	-	*	*	-	-
Carrot	*	*	-	-	-	-	-	-	-
Onion	*	*	-	-	-	-	-	*	*
Potatoes	-	-	-	-	-	-	-	*	*
Garlic	*	*	-	-	-	*	*	-	-
Taro 'Godere'	-	-	-	-	-	-	-	-	-
Sweet potatoes	-	-	-	-	-	*	*	*	*
Other Temporary	-	-	-	-	-	-	-	-	-
Permanent crops	9,211	38	-	3,112	86	1,409	8	*	*
Avocado	2,410	*	-	*	*	*	*	-	-
Bananas	*	*	-	-	-	*	*	-	-
Guava	*	*	-	*	*	-	-	-	-
Lemons	-	-	-	-	-	-	-	-	-
Mangoes	*	*	-	-	-	-	-	-	-
Oranges	*	*	-	*	*	*	*	-	-
Papayas	2,250	*	-	-	-	*	*	-	-
Pineapples	-	-	-	-	-	-	-	-	-
Chat	*	*	-	2,198	82	*	*	-	-
Coffee	4,158	12	-	*	*	*	*	-	-
Hops / 'Geshe'	-	-	-	-	-	-	-	-	-
Enset	*	*	-	*	*	*	*	*	*
Sugar cane	*	*	-	-	-	-	-	-	-
Other permanent	*	*	-	*	*	*	*	-	-

Table 1.7.21 Number of Holders, Inputs Applied Area and Quantity of Inputs used
Alaba Special Wereda

Crop type	All CROP Area (HA)	All Fertilizers		Natural		DAP		
		Hectare	Quintal	Holder	Hectare	Holder	Hectare	Quintal
All	31,740	15,593	8,244	27,396	5,503	14,442	5,299	3,867
Cereals	25,521	11,624	5,209	20,612	3,540	13,026	4,503	2,834
Teff	5,401	4,030	1,597	1,097	*	7,927	1,981	824
Barley	247	92	*	282	15	645	32	17
Wheat	2,927	2,183	1,796	367	*	5,008	1,211	1,059
Maize	12,804	4,357	1,248	20,038	2,814	3,711	933	623
Sorghum	3,235	636	371	7,601	411	1,767	156	208
Finger millet	907	326	147	866	58	2,046	190	103
Oats / 'Aja'	-	-	-	-	-	-	-	-
Rice	-	-	-	-	-	-	-	-
Pulses	2,086	607	351	6,868	258	2,247	221	188
Horse / Faba beans	77	*	*	*	*	*	*	*
Field Peas	*	*	-	*	*	-	-	-
Haricot beans	1,825	490	295	6,025	230	1,591	191	176
Chick peas	*	*	-	*	*	-	-	-
Lentils	38	22	4	*	*	*	*	*
Vetch / Grass peas	-	-	-	-	-	-	-	-
Soya beans	*	-	-	-	-	-	-	-
Fenugreek	140	65	*	999	*	*	23	*
Gibto	-	-	-	-	-	-	-	-
Oilseeds	28	6	*	372	4	*	*	*
Neug	-	-	-	-	-	-	-	-
Linseed	22	*	*	270	*	*	*	*
Groundnuts	-	-	-	-	-	-	-	-
Safflower	*	-	-	-	-	-	-	-
Sesame	*	-	-	-	-	-	-	-
Rapeseed	*	*	-	*	*	-	-	-
Vegetables	2,688	2,312	2,456	23,732	771	4,551	502	703
Lettuce	*	*	-	*	*	-	-	-
Head cabbage	2	2	-	343	2	-	-	-
Ethiopian cabbage	794	676	*	23,188	641	834	19	42
Tomatoes	*	*	-	*	*	-	-	-
Green peppers	*	*	-	*	*	-	-	-
Red peppers	1,890	1,632	2,286	3,617	125	4,072	483	661
Swiss chard	*	*	-	*	*	-	-	-
Root crops	173	*	*	3,979	50	*	*	*
Beetroot	*	*	-	249	*	-	-	-
Carrot	1	*	-	347	*	-	-	-
Onion	*	*	-	263	*	-	-	-
Potatoes	164	*	*	2,860	44	*	*	*
Garlic	*	*	-	293	*	-	-	-
Taro 'Godere'	*	*	-	*	*	-	-	-
Sweet potatoes	*	*	-	*	*	-	-	-
Other Temporary	331	196	63	8,450	181	*	*	*
Permanent crops	912	719	50	17,072	700	358	11	44
Avocado	5	4	*	800	4	*	*	*
Bananas	13	11	-	2,886	11	-	-	-
Guava	2	*	-	310	*	-	-	-
Lemons	2	*	-	*	*	-	-	-
Mangoes	*	*	-	*	*	-	-	-
Oranges	*	*	-	*	*	-	-	-
Papayas	6	5	*	1,639	5	*	*	*
Pineapples	-	-	-	-	-	-	-	-
Chat	822	645	43	15,861	628	307	10	*
Coffee	41	35	-	3,365	35	*	*	-
Hops / 'Geshe'	-	-	-	-	-	-	-	-
Enset	11	11	-	2,364	11	-	-	-
Sugar cane	4	3	-	825	3	-	-	-
Other permanent	4	2	*	*	2	-	-	-

(Table1.7.21 Cont'd.)

Alaba Special Wereda

Crop type	UREA			UREA + DAP			INDIGENOUS SEED		
	Holder	Hectare	Quintal	Holder	Hectare	Quintal	Holder	Hectare	Quintal
All	1,579	266	162	10,749	4,525	4,215	31,912	30,842	12,824
Cereals	889	153	*	8,132	3,428	2,285	31,703	24,711	11,833
Teff	534	99	21	5,381	1,760	753	17,583	5,401	1,347
Barley	*	*	*	371	*	*	3,444	247	318
Wheat	261	*	*	3,743	892	699	11,366	2,788	4,388
Maize	*	*	*	2,123	589	596	31,077	12,137	4,812
Sorghum	*	*	*	915	68	162	25,182	3,231	695
Finger millet	*	*	*	952	75	43	11,604	907	271
Oats / 'Aja'	-	-	-	-	-	-	-	-	-
Rice	-	-	-	-	-	-	-	-	-
Pulses	*	*	*	1,191	114	161	20,047	2,001	984
Horse/Faba beans	-	-	-	*	*	*	831	77	*
Field Peas	-	-	-	-	-	-	*	*	*
Haricot beans	*	*	*	635	63	117	18,561	1,740	878
Chick peas	-	-	-	-	-	-	*	*	*
Lentils	*	*	*	202	*	*	1,008	38	8
Vetch / Grass peas	-	-	-	-	-	-	-	-	-
Soya beans	-	-	-	-	-	-	*	*	*
Fenugreek	*	*	*	451	*	*	3,890	140	26
Gibto	-	-	-	-	-	-	-	-	-
Oilseeds	-	-	-	*	*	*	1,908	28	7
Neug	-	-	-	-	-	-	-	-	-
Linseed	-	-	-	*	*	*	1,592	22	7
Groundnuts	-	-	-	-	-	-	-	-	-
Safflower	-	-	-	-	-	-	*	*	*
Sesame	-	-	-	-	-	-	*	*	*
Rapeseed	-	-	-	-	-	-	*	*	*
Vegetables	753	99	*	5,359	941	1,683	27,933	2,688	-
Lettuce	-	-	-	-	-	-	*	*	-
Head cabbage	-	-	-	-	-	-	343	2	-
Ethiopian cabbage	*	*	*	421	15	*	26,507	794	-
Tomatoes	-	-	-	-	-	-	*	*	-
Green peppers	-	-	-	-	-	-	*	*	-
Red peppers	753	98	*	5,203	926	1,556	15,143	1,890	-
Swiss chard	-	-	-	-	-	-	*	*	-
Root crops	-	-	-	*	*	*	5,148	173	-
Beetroot	-	-	-	-	-	-	249	*	-
Carrot	-	-	-	-	-	-	353	*	-
Onion	-	-	-	-	-	-	263	*	-
Potatoes	-	-	-	*	*	*	3,969	164	-
Garlic	-	-	-	-	-	-	399	*	-
Taro 'Godere'	-	-	-	-	-	-	*	*	-
Sweet potatoes	-	-	-	-	-	-	351	*	-
Other Temporary	-	-	-	213	*	*	11,819	331	-
Permanent crops	-	-	-	*	*	*	19,656	911	-
Avocado	-	-	-	-	-	-	1,310	5	-
Bananas	-	-	-	-	-	-	3,299	13	-
Guava	-	-	-	-	-	-	*	*	-
Lemons	-	-	-	-	-	-	359	2	-
Mangoes	-	-	-	-	-	-	*	*	-
Oranges	-	-	-	-	-	-	*	*	-
Papayas	-	-	-	-	-	-	1,953	6	-
Pineapples	-	-	-	-	-	-	-	-	-
Chat	-	-	-	*	*	*	18,843	822	-
Coffee	-	-	-	-	-	-	3,720	40	-
Hops / 'Geshe'	-	-	-	-	-	-	-	-	-
Enset	-	-	-	-	-	-	2,572	11	-
Sugar cane	-	-	-	-	-	-	990	4	-
Other permanent	-	-	-	*	*	*	712	4	-

(Table 1.7.21 Cont'd.)

Alaba Special Wereda[illegible]

Table 1.8 Number of Holders, Inputs Applied Area and Quantity of Inputs used
Harari Region

Crop type	All CROP Area (HA)	All Fertilizers		Natural		DAP		
		Hectare	Quintal	Holder	Hectare	Holder	Hectare	Quintal
All	10,242	7,223	13,319	8,099	2,266	*	*	*
Cereals	5,891	4,311	7,275	7,177	1,291	755	*	*
Teff	*	*	*	-	-	*	*	*
Barley	36	36	62	109	*	*	*	*
Wheat	*	*	81	*	*	*	*	*
Maize	1,149	983	2,898	5,217	258	307	19	*
Sorghum	4,645	3,234	4,231	5,516	1,022	382	*	65
Finger millet	-	-	-	-	-	-	-	-
Oats / 'Aja'	*	*	*	-	-	*	*	*
Rice	*	*	-	*	*	-	-	-
Pulses	43	33	*	412	16	*	*	*
Horse / Faba beans	*	*	*	-	-	*	*	*
Field Peas	*	*	*	-	-	-	-	-
Haricot beans	31	25	38	363	*	*	*	*
Chick peas	*	*	*	-	-	-	-	-
Lentils	-	-	-	-	-	-	-	-
Vetch / Grass peas	-	-	-	-	-	-	-	-
Soya beans	-	-	-	-	-	-	-	-
Fenugreek	*	*	*	*	*	*	*	*
Gibto	-	-	-	-	-	-	-	-
Oilseeds	1,660	814	853	2,497	486	*	*	*
Neug	-	-	-	-	-	-	-	-
Linseed	*	-	-	-	-	-	-	-
Groundnuts	1,550	771	830	2,394	454	*	*	*
Safflower	-	-	-	-	-	-	-	-
Sesame	107	*	*	*	*	*	*	*
Rapeseed	*	*	*	-	-	*	*	*
Vegetables	*	*	*	-	-	*	*	*
Lettuce	-	-	-	-	-	-	-	-
Head cabbage	*	*	*	-	-	-	-	-
Ethiopian cabbage	*	*	*	-	-	*	*	*
Tomatoes	*	*	*	-	-	-	-	-
Green peppers	*	*	*	-	-	-	-	-
Red peppers	-	-	-	-	-	-	-	-
Swiss chard	-	-	-	-	-	-	-	-
Root crops	141	96	246	756	21	*	*	*
Beetroot	*	*	*	-	-	-	-	-
Carrot	-	-	-	-	-	-	-	-
Onion	*	*	*	-	-	-	-	-
Potatoes	*	*	*	157	*	*	*	*
Garlic	*	*	*	-	-	*	*	*
Taro 'Godere'	*	*	-	*	*	-	-	-
Sweet potatoes	85	40	134	572	15	*	*	*
Other Temporary	14	12	*	1,514	10	*	*	*
Permanent crops	2,491	1,957	4,837	6,010	442	*	57	*
Avocado	*	*	*	*	*	-	-	-
Bananas	9	*	*	437	*	-	-	-
Guava	*	10	66	309	*	-	-	-
Lemons	*	*	*	*	*	-	-	-
Mangoes	115	52	68	1,290	40	*	*	*
Oranges	*	*	*	-	-	-	-	-
Papayas	12	4	*	799	4	-	-	-
Pineapples	-	-	-	-	-	-	-	-
Chat	2,254	1,831	4,508	4,459	369	*	56	*
Coffee	32	26	-	650	13	*	*	-
Hops / 'Gescho'	*	-	-	-	-	-	-	-
Enset	*	*	*	-	-	-	-	-
Sugar cane	*	*	-	*	*	-	-	-
Other permanent	*	*	*	531	4	-	-	-

(Table 1.8 Cont'd.)

Harari Region

Crop type	UREA			UREA + DAP			INDIGENOUS SEED		
	Holder	Hectare	Quintal	Holder	Hectare	Quintal	Holder	Hectare	Quintal
All	6,336	3,727	8,672	1,641	1,003	4,245	14,628	10,202	4,138
Cereals	6,263	2,274	4,718	1,641	627	2,402	14,555	5,859	3,040
Teff	-	-	-	-	-	-	*	*	*
Barley	297	16	*	137	*	*	835	36	39
Wheat	*	*	*	*	*	*	821	*	60
Maize	4,781	522	1,768	1,302	184	1,078	11,429	1,122	860
Sorghum	5,666	1,728	2,902	1,541	428	1,264	13,777	4,640	2,079
Finger millet	-	-	-	-	-	-	-	-	-
Oats / 'Aja'	*	*	*	-	-	-	*	*	*
Rice	-	-	-	-	-	-	*	*	-
Pulses	259	8	*	*	*	*	1,110	43	26
Horse/Faba beans	-	-	-	-	-	-	*	*	*
Field Peas	-	-	-	*	*	*	*	*	*
Haricot beans	207	*	*	*	*	*	842	31	11
Chick peas	*	*	*	*	*	*	*	*	*
Lentils	-	-	-	-	-	-	-	-	-
Vetch / Grass peas	-	-	-	-	-	-	-	-	-
Soya beans	-	-	-	-	-	-	-	-	-
Fenugreek	-	-	-	-	-	-	*	*	*
Gibto	-	-	-	-	-	-	-	-	-
Oilseeds	2,221	305	707	315	20	145	7,658	1,660	1,060
Neug	-	-	-	-	-	-	-	-	-
Linseed	-	-	-	-	-	-	*	*	*
Groundnuts	2,197	294	684	315	20	145	7,504	1,550	1,047
Safflower	-	-	-	-	-	-	-	-	-
Sesame	*	*	*	-	-	-	1,496	107	13
Rapeseed	-	-	-	-	-	-	*	*	*
Vegetables	*	*	*	-	-	-	152	*	*
Lettuce	-	-	-	-	-	-	-	-	-
Head cabbage	*	*	*	-	-	-	*	*	-
Ethiopian cabbage	-	-	-	-	-	-	*	*	*
Tomatoes	*	*	*	-	-	-	*	*	-
Green peppers	*	*	*	-	-	-	*	*	-
Red peppers	-	-	-	-	-	-	-	-	-
Swiss chard	-	-	-	-	-	-	-	-	-
Root crops	537	17	77	233	*	78	2,662	140	*
Beetroot	*	*	*	-	-	-	-	-	-
Carrot	-	-	-	-	-	-	-	-	-
Onion	*	*	*	-	-	-	*	*	-
Potatoes	145	*	*	*	*	*	*	*	*
Garlic	-	-	-	-	-	-	*	*	-
Taro 'Godere'	-	-	-	-	-	-	*	*	-
Sweet potatoes	359	11	62	203	*	*	1,964	85	*
Other Temporary	193	1	*	*	*	*	1,930	14	*
Permanent crops	5,991	1,120	3,140	1,515	338	1,546	13,609	2,485	8
Avocado	*	*	*	-	-	-	*	*	-
Bananas	*	*	*	-	-	-	818	9	-
Guava	158	*	*	132	*	*	1,032	*	-
Lemons	*	*	*	-	-	-	270	*	-
Mangoes	476	11	61	*	*	*	3,179	114	-
Oranges	*	*	*	-	-	-	*	*	-
Papayas	133	*	*	-	-	-	1,331	12	-
Pineapples	-	-	-	-	-	-	-	-	-
Chat	5,903	1,070	2,888	1,515	336	1,493	12,072	2,252	*
Coffee	*	11	-	*	*	-	1,250	30	-
Hops / 'Gesho'	-	-	-	-	-	-	*	*	-
Enset	*	*	*	-	-	-	*	*	*
Sugar cane	-	-	-	-	-	-	*	*	-
Other permanent	275	*	*	*	*	*	1,389	*	-

(Table1.8 Cont'd.)

Harari Region

Crop type	Improved seed			Pesticide		Irrigation		Extension package	
	Holder	Hectare	Quintal	Holder	Hectare	Holder	Hectare	Holder	Hectare
All	681	39	*	3,053	808	2,864	649	4,480	1,301
Cereals	370	*	*	1,004	251	1,803	307	4,187	1,160
Teff	-	-	-	-	-	-	-	-	-
Barley	-	-	-	-	-	-	-	*	*
Wheat	-	-	-	-	-	-	-	-	-
Maize	289	*	*	683	60	1,269	100	3,790	415
Sorghum	112	*	*	753	192	1,347	207	3,280	744
Finger millet	-	-	-	-	-	-	-	-	-
Oats / 'Aja'	-	-	-	-	-	-	-	-	-
Rice	-	-	-	-	-	-	-	-	-
Pulses	-	-	-	*	*	*	*	174	*
Horse / Faba beans	-	-	-	-	-	-	-	-	-
Field Peas	-	-	-	-	-	-	-	*	*
Haricot beans	-	-	-	*	*	*	*	91	*
Chick peas	-	-	-	-	-	-	-	*	*
Lentils	-	-	-	-	-	-	-	-	-
Vetch/Grass peas	-	-	-	-	-	-	-	-	-
Soya beans	-	-	-	-	-	-	-	-	-
Fenugreek	-	-	-	-	-	-	-	-	-
Gibto	-	-	-	-	-	-	-	-	-
Oilseeds	*	*	-	*	*	358	*	625	78
Neug	-	-	-	-	-	-	-	-	-
Linseed	-	-	-	-	-	-	-	-	-
Groundnuts	-	-	-	*	*	358	*	596	78
Safflower	-	-	-	-	-	-	-	-	-
Sesame	*	*	-	-	-	-	-	*	*
Rapeseed	-	-	-	-	-	-	-	-	-
Vegetables	-	-	-	-	-	*	*	-	-
Lettuce	-	-	-	-	-	-	-	-	-
Head cabbage	-	-	-	-	-	*	*	-	-
Ethiopian cabbage	-	-	-	-	-	-	-	-	-
Tomatoes	-	-	-	-	-	-	-	-	-
Green peppers	-	-	-	-	-	-	-	-	-
Red peppers	-	-	-	-	-	-	-	-	-
Swiss chard	-	-	-	-	-	-	-	-	-
Root crops	*	*	-	-	-	417	*	854	*
Beetroot	*	*	-	-	-	-	-	-	-
Carrot	-	-	-	-	-	-	-	-	-
Onion	*	*	-	-	-	-	-	*	*
Potatoes	*	*	-	-	-	*	*	*	*
Garlic	-	-	-	-	-	-	-	-	-
Taro 'Godere'	-	-	-	-	-	-	-	-	-
Sweet potatoes	-	-	-	-	-	392	*	375	11
Other Temporary	-	-	-	-	-	*	*	*	*
Permanent crops	*	*	-	2,750	548	2,783	265	-	-
Avocado	-	-	-	-	-	-	-	-	-
Bananas	-	-	-	-	-	209	*	-	-
Guava	*	*	-	-	-	*	*	-	-
Lemons	-	-	-	-	-	*	*	-	-
Mangoes	*	*	-	*	*	*	*	-	-
Oranges	-	-	-	-	-	-	-	-	-
Papayas	-	-	-	*	*	277	*	-	-
Pineapples	-	-	-	-	-	-	-	-	-
Chat	*	*	-	2,724	530	1,767	210	-	-
Coffee	*	*	-	*	*	*	*	-	-
Hops / 'Geshe'	-	-	-	-	-	-	-	-	-
Enset	-	-	-	-	-	-	-	-	-
Sugar cane	-	-	-	-	-	*	*	-	-
Other permanent	-	-	-	*	*	189	*	-	-

Table1.9 Number of Holders, Inputs Applied Area and Quantity of Inputs used
Addis Ababa City Administration

Crop type	All CROP Area (HA)	All Fertilizers		Natural		DAP		
		Hectare	Quintal	Holder	Hectare	Holder	Hectare	Quintal
All	8,311	6,316	12,883	1,822	105	747	381	376
Cereals	6,093	6,014	12,690	336	51	433	284	337
Teff	2,821	2,811	6,368	*	*	123	46	49
Barley	190	154	174	93	20	164	101	127
Wheat	3,052	3,035	6,137	68	23	292	136	161
Maize	13	7	*	203	5	*	*	*
Sorghum	*	*	-	*	*	-	-	-
Finger millet	-	-	-	-	-	-	-	-
Oats / 'Aja'	9	6	6	-	-	*	*	*
Rice	-	-	-	-	-	-	-	-
Pulses	2,106	233	98	389	40	325	97	38
Horse / Faba beans	161	32	6	350	26	*	*	*
Field Peas	55	8	*	92	7	*	*	*
Haricot beans	1	*	*	*	*	-	-	-
Chick peas	963	102	51	*	*	187	51	26
Lentils	207	49	31	-	-	115	21	7
Vetch / Grass peas	629	33	*	*	*	99	21	*
Soya beans	*	-	-	-	-	-	-	-
Fenugreek	90	8	4	*	*	*	*	*
Gibto	-	-	-	-	-	-	-	-
Oilseeds	12	2	2	50	*	*	*	*
Neug	-	-	-	-	-	-	-	-
Linseed	9	*	*	-	-	*	*	*
Groundnuts	-	-	-	-	-	-	-	-
Safflower	*	*	-	*	*	-	-	-
Sesame	-	-	-	-	-	-	-	-
Rapeseed	2	1	1	34	*	-	-	-
Vegetables	19	8	12	985	5	*	*	*
Lettuce	*	*	*	*	*	-	-	-
Head cabbage	4	*	*	90	*	-	-	-
Ethiopian cabbage	11	5	7	866	4	*	*	*
Tomatoes	*	*	*	*	*	-	-	-
Green peppers	*	*	*	181	*	-	-	-
Red peppers	*	*	-	*	*	-	-	-
Swiss chard	*	*	*	71	*	-	-	-
Root crops	69	54	80	1,153	4	40	*	*
Beetroot	7	3	6	68	*	*	*	*
Carrot	49	41	63	*	*	*	*	*
Onion	*	*	*	66	*	-	-	-
Potatoes	5	*	8	54	*	-	-	-
Garlic	7	5	4	1,118	3	*	*	*
Taro 'Godere'	-	-	-	-	-	-	-	-
Sweet potatoes	-	-	-	-	-	-	-	-
Other Temporary	4	2	*	242	1	-	-	-
Permanent crops	8	3	*	460	3	-	-	-
Avocado	*	*	-	*	*	-	-	-
Bananas	-	-	-	-	-	-	-	-
Guava	-	-	-	*	-	-	-	-
Lemons	-	-	-	-	-	-	-	-
Mangoes	*	*	-	*	*	-	-	-
Oranges	-	-	-	-	-	-	-	-
Papayas	-	-	-	-	-	-	-	-
Pineapples	-	-	-	-	-	-	-	-
Chat	*	*	*	13	*	-	-	-
Coffee	*	*	-	*	*	-	-	-
Hops / 'Gescho'	6	3	*	386	3	-	-	-
Enset	*	-	-	-	-	-	-	-
Sugar cane	*	-	-	-	-	-	-	-
Other permanent	*	*	*	77	*	-	-	-

(Table1.9 Cont'd.)

Addis Ababa City Administration

Crop type	UREA			UREA + DAP			INDIGENOUS SEED		
	Holder	Hectare	Quintal	Holder	Hectare	Quintal	Holder	Hectare	Quintal
All	323	26	23	3,553	5,803	12,485	4,664	8,244	8,845
Cereals	58	*	*	3,519	5,670	12,345	3,916	6,080	6,274
Teff	*	*	*	3,135	2,757	6,314	3,171	2,820	2,179
Barley	26	*	*	88	31	44	445	190	259
Wheat	*	*	*	2,867	2,875	5,976	3,164	3,042	3,811
Maize	*	*	*	33	*	*	488	11	12
Sorghum	-	-	-	-	-	-	33	*	*
Finger millet	-	-	-	-	-	-	-	-	-
Oats / 'Aja'	*	*	*	50	5	6	100	9	10
Rice	-	-	-	-	-	-	-	-	-
Pulses	63	13	6	342	83	54	3,252	2,099	2,555
Horse/Faba beans	*	*	*	77	5	5	1,317	156	243
Field Peas	-	-	-	-	-	-	441	53	88
Haricot beans	-	-	-	*	*	*	87	1	1
Chick peas	*	*	*	168	47	25	2,129	962	1,245
Lentils	32	*	*	119	18	20	958	207	154
Vetch / Grass peas	-	-	-	34	*	1	2,281	629	771
Soya beans	-	-	-	-	-	-	*	*	*
Fenugreek	*	*	*	97	6	3	785	90	53
Gibto	-	-	-	-	-	-	-	-	-
Oilseeds	37	*	*	44	1	1	357	11	*
Neug	-	-	-	-	-	-	-	-	-
Linseed	*	*	*	*	*	*	78	9	4
Groundnuts	-	-	-	-	-	-	-	-	-
Safflower	-	-	-	-	-	-	86	*	*
Sesame	-	-	-	-	-	-	-	-	-
Rapeseed	30	*	*	41	*	1	224	2	*
Vegetables	92	*	*	141	2	8	1,802	14	-
Lettuce	*	*	*	*	*	*	95	*	-
Head cabbage	*	*	*	*	*	*	57	*	-
Ethiopian cabbage	85	*	1	108	1	6	1,644	11	-
Tomatoes	*	*	*	*	*	*	39	*	-
Green peppers	-	-	-	*	*	*	330	*	-
Red peppers	-	-	-	-	-	-	*	*	-
Swiss chard	*	*	*	*	*	*	140	*	-
Root crops	116	2	5	434	47	75	2,318	28	*
Beetroot	*	*	*	75	3	6	165	*	-
Carrot	53	1	*	315	39	61	180	13	-
Onion	-	-	-	*	*	*	144	*	-
Potatoes	*	*	*	34	*	7	135	*	-
Garlic	57	*	*	137	*	1	2,150	7	*
Taro 'Godere'	-	-	-	-	-	-	-	-	-
Sweet potatoes	-	-	-	-	-	-	-	-	-
Other Temporary	*	*	*	*	*	*	649	4	*
Permanent crops	*	*	*	*	*	*	849	8	*
Avocado	-	-	-	-	-	-	*	*	-
Bananas	-	-	-	-	-	-	-	-	-
Guava	-	-	-	-	-	-	*	-	-
Lemons	-	-	-	-	-	-	-	-	-
Mangoes	-	-	-	-	-	-	*	*	-
Oranges	-	-	-	-	-	-	-	-	-
Papayas	-	-	-	-	-	-	-	-	-
Pineapples	-	-	-	-	-	-	-	-	-
Chat	*	*	*	-	-	-	70	*	-
Coffee	-	-	-	-	-	-	23	*	-
Hops / 'Geshe'	*	*	*	-	-	-	710	6	-
Enset	-	-	-	-	-	-	*	*	-
Sugar cane	-	-	-	-	-	-	*	*	-
Other permanent	-	-	-	*	*	*	184	*	*

(Table 1.9 Cont'd.)

Addis Ababa City Administration[illegible]

**Table1.10 Number of Holders, Inputs Applied Area and Quantity of Inputs used
Dire Dawa City Administration**

Crop type	All CROP Area (HA)	All Fertilizers		Natural		DAP		
		Hectare	Quintal	Holder	Hectare	Holder	Hectare	Quintal
All	9,049	2,541	73	8,001	2,430	217	*	*
Cereals	7,211	1,782	*	7,252	1,708	*	*	*
Teff	*	-	-	-	-	-	-	-
Barley	*	*	-	*	*	-	-	-
Wheat	*	-	-	-	-	-	-	-
Maize	281	104	*	2,397	94	*	*	*
Sorghum	6,892	1,677	17	6,461	1,613	*	*	*
Finger millet	-	-	-	-	-	-	-	-
Oats / 'Aja'	*	-	-	-	-	-	-	-
Rice	-	-	-	-	-	-	-	-
Pulses	359	129	*	2,287	115	*	*	*
Horse / Faba beans	*	*	-	*	*	-	-	-
Field Peas	*	-	-	-	-	-	-	-
Haricot beans	325	119	*	2,207	106	*	*	*
Chick peas	-	-	-	-	-	-	-	-
Lentils	*	*	-	*	*	-	-	-
Vetch / Grass peas	-	-	-	-	-	-	-	-
Soya beans	-	-	-	-	-	-	-	-
Fenugreek	*	*	-	*	*	-	-	-
Gibto	-	-	-	-	-	-	-	-
Oilseeds	68	14	-	488	14	-	-	-
Neug	-	-	-	-	-	-	-	-
Linseed	-	-	-	-	-	-	-	-
Groundnuts	56	8	-	301	8	-	-	-
Safflower	-	-	-	-	-	-	-	-
Sesame	*	*	-	*	*	-	-	-
Rapeseed	*	-	-	-	-	-	-	-
Vegetables	64	47	*	1,603	39	168	*	*
Lettuce	-	-	-	-	-	-	-	-
Head cabbage	*	*	-	*	*	-	-	-
Ethiopian cabbage	*	*	-	*	*	-	-	-
Tomatoes	60	45	*	1,493	37	168	*	*
Green peppers	*	*	-	*	*	-	-	-
Red peppers	*	*	-	*	*	-	-	-
Swiss chard	-	-	-	-	-	-	-	-
Root crops	108	*	*	1,582	*	*	*	*
Beetroot	-	-	-	-	-	-	-	-
Carrot	-	-	-	-	-	-	-	-
Onion	*	*	*	715	*	-	-	-
Potatoes	*	*	*	*	*	-	-	-
Garlic	-	-	-	-	-	-	-	-
Taro 'Godere'	-	-	-	-	-	-	-	-
Sweet potatoes	33	13	*	663	13	*	*	*
Other Temporary	51	*	-	468	*	-	-	-
Permanent crops	1,188	479	18	5,676	470	*	*	*
Avocado	*	-	-	-	-	-	-	-
Bananas	4	*	-	183	*	-	-	-
Guava	5	*	*	*	*	*	*	*
Lemons	*	*	-	*	*	-	-	-
Mangoes	19	*	-	240	*	-	-	-
Oranges	*	*	-	*	*	-	-	-
Papayas	36	21	*	1,285	19	*	*	*
Pineapples	-	-	-	-	-	-	-	-
Chat	954	375	*	3,987	368	*	*	*
Coffee	99	41	-	1,737	40	*	*	-
Hops / 'Gescho'	-	-	-	-	-	-	-	-
Enset	-	-	-	-	-	-	-	-
Sugar cane	*	-	-	-	-	-	-	-
Other permanent	66	28	-	947	28	-	-	-

(Table1.10 Cont'd.)

Dire Dawa City Administration

Crop type	UREA			UREA + DAP			INDIGENOUS SEED		
	Holder	Hectare	Quintal	Holder	Hectare	Quintal	Holder	Hectare	Quintal
All	410	61	36	*	*	*	15,094	8,501	1,571
Cereals	274	*	11	*	*	*	14,751	6,728	1,507
Teff	-	-	-	-	-	-	*	*	-
Barley	-	-	-	-	-	-	*	*	*
Wheat	-	-	-	-	-	-	*	*	*
Maize	*	*	*	-	-	-	4,857	278	85
Sorghum	165	*	*	*	*	*	14,592	6,412	1,403
Finger millet	-	-	-	-	-	-	-	-	-
Oats / 'Aja'	-	-	-	-	-	-	*	*	*
Rice	-	-	-	-	-	-	-	-	-
Pulses	*	*	*	*	*	*	5,427	335	43
Horse/Faba beans	-	-	-	-	-	-	*	*	*
Field Peas	-	-	-	-	-	-	*	*	*
Haricot beans	*	*	*	*	*	*	5,079	301	38
Chick peas	-	-	-	-	-	-	-	-	-
Lentils	-	-	-	-	-	-	*	*	*
Vetch / Grass peas	-	-	-	-	-	-	-	-	-
Soya beans	-	-	-	-	-	-	-	-	-
Fenugreek	-	-	-	-	-	-	*	*	*
Gibto	-	-	-	-	-	-	-	-	-
Oilseeds	-	-	-	-	-	-	1,135	67	13
Neug	-	-	-	-	-	-	-	-	-
Linseed	-	-	-	-	-	-	-	-	-
Groundnuts	-	-	-	-	-	-	673	55	13
Safflower	-	-	-	-	-	-	-	-	-
Sesame	-	-	-	-	-	-	435	*	-
Rapeseed	-	-	-	-	-	-	*	*	*
Vegetables	*	*	*	-	-	-	1,889	42	-
Lettuce	-	-	-	-	-	-	-	-	-
Head cabbage	-	-	-	-	-	-	*	*	-
Ethiopian cabbage	-	-	-	-	-	-	*	*	-
Tomatoes	*	*	*	-	-	-	1,662	38	-
Green peppers	-	-	-	-	-	-	157	*	-
Red peppers	-	-	-	-	-	-	*	*	-
Swiss chard	-	-	-	-	-	-	-	-	-
Root crops	*	*	*	*	*	*	2,378	102	*
Beetroot	-	-	-	-	-	-	-	-	-
Carrot	-	-	-	-	-	-	-	-	-
Onion	*	*	*	-	-	-	990	*	*
Potatoes	*	*	*	*	*	*	*	*	-
Garlic	-	-	-	-	-	-	-	-	-
Taro 'Godere'	-	-	-	-	-	-	-	-	-
Sweet potatoes	*	*	*	-	-	-	1,548	33	-
Other Temporary	-	-	-	-	-	-	1,142	51	*
Permanent crops	245	*	*	*	*	*	11,389	1,177	*
Avocado	-	-	-	-	-	-	*	*	-
Bananas	-	-	-	-	-	-	452	4	-
Guava	-	-	-	-	-	-	667	5	-
Lemons	-	-	-	-	-	-	*	*	-
Mangoes	-	-	-	-	-	-	1,080	18	-
Oranges	-	-	-	-	-	-	*	*	-
Papayas	*	*	*	-	-	-	2,420	36	-
Pineapples	-	-	-	-	-	-	-	-	-
Chat	*	*	*	*	*	*	9,863	954	*
Coffee	*	*	-	-	-	-	3,245	89	-
Hops / 'Geshe'	-	-	-	-	-	-	-	-	-
Enset	-	-	-	-	-	-	-	-	-
Sugar cane	-	-	-	-	-	-	*	*	-
Other permanent	-	-	-	-	-	-	2,362	66	-

(Table1.10 Cont'd.)

Dire Dawa City Administration

Crop type	Improved seed			Pesticide		Irrigation		Extension package	
	Holder	Hectare	Quintal	Holder	Hectare	Holder	Hectare	Holder	Hectare
All	2,953	548	45	*	*	5,976	999	457	185
Cereals	1,538	*	39	*	*	5,025	552	432	176
Teff	-	-	-	-	-	-	-	-	-
Barley	*	*	*	-	-	*	*	-	-
Wheat	-	-	-	-	-	*	*	*	*
Maize	*	*	*	-	-	1,963	87	*	*
Sorghum	1,399	*	36	*	*	4,326	465	432	173
Finger millet	-	-	-	-	-	-	-	-	-
Oats / 'Aja'	-	-	-	-	-	-	-	-	-
Rice	-	-	-	-	-	-	-	-	-
Pulses	571	24	6	-	-	*	*	*	*
Horse / Faba beans	-	-	-	-	-	-	-	-	-
Field Peas	-	-	-	-	-	-	-	-	-
Haricot beans	571	24	6	-	-	*	*	*	*
Chick peas	-	-	-	-	-	-	-	-	-
Lentils	-	-	-	-	-	-	-	-	-
Vetch/Grass peas	-	-	-	-	-	-	-	-	-
Soya beans	-	-	-	-	-	-	-	-	-
Fenugreek	-	-	-	-	-	-	-	-	-
Gibto	-	-	-	-	-	-	-	-	-
Oilseeds	*	*	-	-	-	*	*	*	*
Neug	-	-	-	-	-	-	-	-	-
Linseed	-	-	-	-	-	-	-	-	-
Groundnuts	*	*	-	-	-	-	-	-	-
Safflower	-	-	-	-	-	-	-	-	-
Sesame	*	*	-	-	-	*	*	*	*
Rapeseed	-	-	-	-	-	-	-	-	-
Vegetables	532	*	-	*	*	1,752	41	*	*
Lettuce	-	-	-	-	-	-	-	-	-
Head cabbage	-	-	-	-	-	-	-	-	-
Ethiopian cabbage	-	-	-	-	-	-	-	-	-
Tomatoes	532	*	-	*	*	1,646	38	*	*
Green peppers	-	-	-	-	-	157	*	-	-
Red peppers	-	-	-	-	-	*	*	-	-
Swiss chard	-	-	-	-	-	-	-	-	-
Root crops	*	*	-	-	-	1,092	21	*	*
Beetroot	-	-	-	-	-	-	-	-	-
Carrot	-	-	-	-	-	-	-	-	-
Onion	*	*	-	-	-	387	8	-	-
Potatoes	-	-	-	-	-	*	*	-	-
Garlic	-	-	-	-	-	-	-	-	-
Taro 'Godere'	-	-	-	-	-	-	-	-	-
Sweet potatoes	-	-	-	-	-	713	*	*	*
Other Temporary	*	*	-	-	-	611	*	-	-
Permanent crops	452	11	-	*	*	5,483	366	-	-
Avocado	-	-	-	-	-	*	*	-	-
Bananas	*	*	-	*	*	391	*	-	-
Guava	*	*	-	-	-	568	*	-	-
Lemons	-	-	-	-	-	*	*	-	-
Mangoes	*	*	-	-	-	598	11	-	-
Oranges	*	*	-	-	-	*	*	-	-
Papayas	-	-	-	-	-	1,681	23	-	-
Pineapples	-	-	-	-	-	-	-	-	-
Chat	-	-	-	-	-	3,396	230	-	-
Coffee	*	*	-	*	*	2,637	71	-	-
Hops / 'Geshe'	-	-	-	-	-	-	-	-	-
Enset	-	-	-	-	-	-	-	-	-
Sugar cane	-	-	-	-	-	-	-	-	-
Other permanent	*	*	-	-	-	1,012	*	-	-

Table 2. Number of Holders Applying Inputs by Educational Status

Ethiopia					
Educational Status of Holders	All Crop Holders	Fertilizer	Improved seed	Pesticide	Irrigation
Illiterate	7,537,843	2,565,018	802,391	1,307,998	595,086
Literate (informal)	872,972	379,234	132,914	172,803	106,394
Grades 1 – 3	1,029,808	437,716	155,665	250,063	78,004
Grades 4 – 6	1,031,813	476,048	172,754	270,858	79,874
Grades 7 – 8	353,540	200,214	72,634	100,807	23,182
Grades 9 – 11	91,183	56,536	23,528	28,969	7,282
Grade 12 complete	61,186	36,404	15,313	17,316	3,183
Above grade 12	13,976	7,066	3,182	3,502	*
Total	10,992,320	4,158,236	1,378,383	2,152,317	893,468

Fig.3 Number of Holders Applying Inputs by Educational status

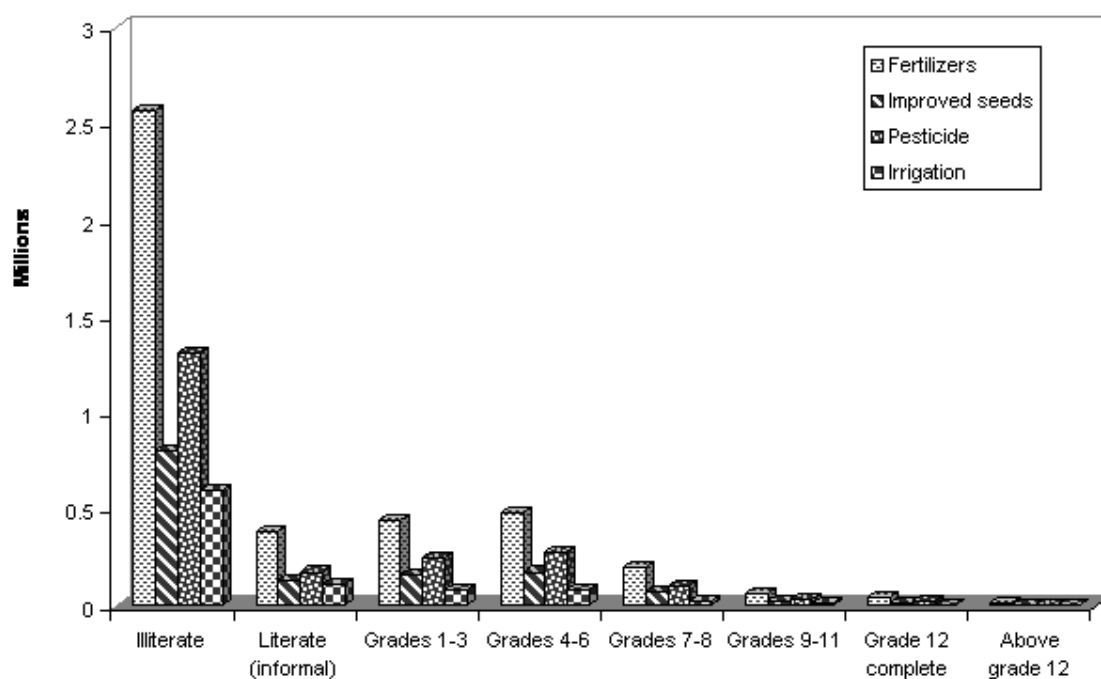


Table 2.1 Number of Holders Applying Inputs by Educational Status

Tigray Region					
Educational Status of Holders	All Crop Holders	Fertilizer	Improved seed	Pesticide	Irrigation
Illiterate	482,175	167,694	39,924	24,098	86,805
Literate (informal)	95,781	44,456	12,870	6,649	22,371
Grades 1 – 3	56,217	32,003	6,928	6,195	11,483
Grades 4 – 6	35,881	15,221	5,148	2,117	10,790
Grades 7 – 8	7,448	4,310	1,073	*	1,870
Grades 9 – 11	672	*	*	*	*
Grade 12 complete	*	*	-	-	-
Above grade 12	-	-	-	-	-
Total	678,555	264,436	66,263	39,933	133,640

Table 2.1.1 Number of Holders Applying Inputs by Educational Status

West Tigray Zone					
Educational Status of Holders	All Crop Holders	Fertilizer	Improved seed	Pesticide	Irrigation
Illiterate	41,610	3,594	2,409	593	1,588
Literate (informal)	7,700	1,353	660	*	*
Grades 1 – 3	4,592	*	*	*	*
Grades 4 – 6	1,176	*	*	-	*
Grades 7 – 8	*	*	*	-	-
Grades 9 – 11	*	-	-	-	-
Grade 12 complete	-	-	-	-	-
Above grade 12	-	-	-	-	-
Total	55,443	5,429	3,505	1,163	2,117

Table 2.1.2 Number of Holders Applying Inputs by Educational Status

Central Tigray Zone					
Educational Status of Holders	All Crop Holders	Fertilizer	Improved seed	Pesticide	Irrigation
Illiterate	136,069	60,310	8,246	14,191	19,251
Literate (informal)	27,174	14,862	1,990	3,820	3,252
Grades 1 – 3	21,342	16,128	1,971	4,262	3,838
Grades 4 – 6	13,324	5,959	1,072	1,390	2,985
Grades 7 – 8	3,065	2,078	*	*	*
Grades 9 – 11	*	*	-	*	-
Grade 12 complete	-	-	-	-	-
Above grade 12	-	-	-	-	-
Total	201,201	99,563	13,766	24,260	29,583

Table 2.1.3 Number of Holders Applying Inputs by Educational Status

East Tigray Zone					
Educational Status of Holders	All Crop Holders	Fertilizer	Improved seed	Pesticide	Irrigation
Illiterate	77,181	30,263	8,312	2,351	15,569
Literate (informal)	15,800	7,818	3,925	*	5,802
Grades 1 – 3	8,365	5,373	1,703	*	2,994
Grades 4 – 6	7,212	3,451	1,167	*	3,475
Grades 7 – 8	1,334	*	*	-	*
Grades 9 – 11	*	*	*	-	*
Grade 12 complete	-	-	-	-	-
Above grade 12	-	-	-	-	-
Total	110,212	47,934	15,661	3,580	28,252

Table 2.1.4 Number of Holders Applying Inputs by Educational Status

South Tigray Zone

Educational Status of Holders	All Crop Holders	Fertilizer	Improved seed	Pesticide	Irrigation
Illiterate	139,144	29,728	18,013	4,173	40,717
Literate (informal)	28,508	9,439	5,712	1,087	10,193
Grades 1 – 3	9,055	1,853	2,394	*	3,267
Grades 4 – 6	8,185	1,736	2,703	*	3,552
Grades 7 – 8	1,723	*	*	*	*
Grades 9 – 11	-	-	-	-	-
Grade 12 complete	*	*	-	-	-
Above grade 12	-	-	-	-	-
Total	186,995	43,236	29,099	6,033	58,883

Table 2.1.5 Number of Holders Applying Inputs by Educational Status

North West Tigray Zone

Educational Status of Holders	All Crop Holders	Fertilizer	Improved seed	Pesticide	Irrigation
Illiterate	88,171	43,800	2,943	2,790	9,681
Literate (informal)	16,599	10,985	*	1,034	2,740
Grades 1 – 3	12,863	8,566	565	967	1,321
Grades 4 – 6	5,983	3,837	*	*	694
Grades 7 – 8	1,087	1,087	-	-	*
Grades 9 – 11	-	-	-	-	-
Grade 12 complete	-	-	-	-	-
Above grade 12	-	-	-	-	-
Total	124,704	68,274	4,232	4,896	14,804

Table 2.2 Number of Holders Applying Inputs by Educational Status

Afar Region

Educational Status of Holders	All Crop Holders	Fertilizer	Improved seed	Pesticide	Irrigation
Illiterate	11,519	577	610	472	6,866
Literate (informal)	735	*	*	108	454
Grades 1 – 3	391	*	*	-	247
Grades 4 – 6	536	*	197	*	487
Grades 7 – 8	233	-	-	*	186
Grades 9 – 11	*	*	-	-	*
Grade 12 complete	*	-	-	*	*
Above grade 12	-	-	-	-	-
Total	13,483	824	853	826	8,286

Table 2.2.1 Number of Holders Applying Inputs by Educational Status

Zone 1

Educational Status of Holders	All Crop Holders	Fertilizer	Improved seed	Pesticide	Irrigation
Illiterate	5,793	-	279	-	5,751
Literate (informal)	390	-	*	-	390
Grades 1 – 3	219	-	*	-	208
Grades 4 – 6	302	-	45	-	302
Grades 7 – 8	*	-	-	-	*
Grades 9 – 11	*	-	-	-	*
Grade 12 complete	-	-	-	-	-
Above grade 12	-	-	-	-	-
Total	6,757	-	371	-	6,704

Table 2.2.2 Number of Holders Applying Inputs by Educational Status

Zone 3

Educational Status of Holders	All Crop Holders	Fertilizer	Improved seed	Pesticide	Irrigation
Illiterate	5,727	577	*	472	1,116
Literate (informal)	345	*	-	108	*
Grades 1 – 3	172	*	-	-	*
Grades 4 – 6	234	*	*	*	185
Grades 7 – 8	191	-	-	*	*
Grades 9 – 11	*	*	-	-	-
Grade 12 complete	*	-	-	*	*
Above grade 12	-	-	-	-	-
Total	6,726	824	*	826	1,582

Table 2.3 Number of Holders Applying Inputs by Educational Status

Amhara Region

Educational Status of Holders	All Crop Holders	Fertilizer	Improved seed	Pesticide	Irrigation
Illiterate	2,255,785	717,172	247,890	171,788	254,790
Literate (informal)	432,063	199,414	73,199	60,820	54,343
Grades 1 – 3	146,515	63,290	26,888	12,129	17,619
Grades 4 – 6	133,243	60,756	24,568	14,367	17,867
Grades 7 – 8	33,702	20,044	9,363	4,312	4,803
Grades 9 – 11	9,562	5,974	1,982	*	*
Grade 12 complete	5,808	3,939	1,467	*	*
Above grade 12	1,521	*	*	-	-
Total	3,018,199	1,071,916	385,897	264,691	351,334

Table 2.3.1 Number of Holders Applying Inputs by Educational Status

North Gondar Zone

Educational Status of Holders	All Crop Holders	Fertilizer	Improved seed	Pesticide	Irrigation
Illiterate	327,826	77,373	32,335	23,591	17,900
Literate (informal)	57,250	21,591	11,983	7,526	*
Grades 1 – 3	21,054	8,557	*	*	*
Grades 4 – 6	13,326	*	2,916	*	*
Grades 7 – 8	*	*	-	-	-
Grades 9 – 11	-	-	-	-	-
Grade 12 complete	-	-	-	-	-
Above grade 12	-	-	-	-	-
Total	420,674	109,409	49,829	34,884	23,392

Table 2.3.2 Number of Holders Applying Inputs by Educational Status

South Gondar Zone

Educational Status of Holders	All Crop Holders	Fertilizer	Improved seed	Pesticide	Irrigation
Illiterate	290,664	85,771	8,681	24,301	26,331
Literate (informal)	61,958	21,536	4,545	10,958	4,547
Grades 1 – 3	14,873	3,559	1,605	2,692	1,833
Grades 4 – 6	11,187	4,345	*	1,625	1,903
Grades 7 – 8	3,059	*	*	*	*
Grades 9 – 11	*	*	-	-	*
Grade 12 complete	*	*	-	-	-
Above grade 12	*	*	*	-	-
Total	383,307	117,241	16,722	40,739	35,396

Table 2.3.3 Number of Holders Applying Inputs by Educational Status

North Welo Zone

Educational Status of Holders	All Crop Holders	Fertilizer	Improved seed	Pesticide	Irrigation
Illiterate	232,204	17,136	8,440	3,293	32,833
Literate (informal)	46,381	5,767	*	*	5,448
Grades 1 – 3	9,325	*	*	-	1,255
Grades 4 – 6	10,390	*	*	*	*
Grades 7 – 8	*	-	-	-	*
Grades 9 – 11	*	-	-	-	*
Grade 12 complete	-	-	-	-	-
Above grade 12	-	-	-	-	-
Total	299,721	25,794	10,583	5,936	41,503

Table 2.3.4 Number of Holders Applying Inputs by Educational Status

South Welo Zone

Educational Status of Holders	All Crop Holders	Fertilizer	Improved seed	Pesticide	Irrigation
Illiterate	334,455	55,882	26,852	11,679	43,249
Literate (informal)	66,003	17,837	4,493	*	9,445
Grades 1 – 3	33,992	9,398	3,768	*	4,558
Grades 4 – 6	35,513	12,232	4,076	2,870	4,269
Grades 7 – 8	6,278	3,354	1,534	-	1,502
Grades 9 – 11	3,613	1,639	-	-	*
Grade 12 complete	*	*	*	-	-
Above grade 12	*	*	-	-	-
Total	481,641	102,128	41,153	19,464	63,423

Table 2.3.5 Number of Holders Applying Inputs by Educational Status

North Shewa Zone

Educational Status of Holders	All Crop Holders	Fertilizer	Improved seed	Pesticide	Irrigation
Illiterate	265,881	78,897	7,551	35,346	35,099
Literate (informal)	44,399	21,580	2,661	7,703	7,722
Grades 1 – 3	16,449	5,075	*	*	*
Grades 4 – 6	21,351	8,867	1,276	1,679	3,464
Grades 7 – 8	8,458	4,272	*	1,673	*
Grades 9 – 11	3,392	2,439	*	*	*
Grade 12 complete	*	*	-	*	-
Above grade 12	-	-	-	-	-
Total	361,478	121,523	12,765	49,007	48,515

Table 2.3.6 Number of Holders Applying Inputs by Educational Status

East Gojjam

Educational Status of Holders	All Crop Holders	Fertilizer	Improved seed	Pesticide	Irrigation
Illiterate	271,781	133,579	38,076	32,534	30,767
Literate (informal)	68,528	51,091	14,499	17,467	7,885
Grades 1 – 3	21,769	13,427	5,059	3,015	*
Grades 4 – 6	16,843	13,839	2,871	2,753	*
Grades 7 – 8	5,230	4,122	*	*	-
Grades 9 – 11	-	-	-	-	-
Grade 12 complete	-	-	-	-	-
Above grade 12	*	*	-	-	-
Total	384,517	216,425	61,841	56,405	42,670

Table 2.3.7 Number of Holders Applying Inputs by Educational Status

West Gojjam

Educational Status of Holders	All Crop Holders	Fertilizer	Improved seed	Pesticide	Irrigation
Illiterate	287,365	207,709	83,345	24,838	31,591
Literate (informal)	54,728	48,690	25,166	9,471	8,565
Grades 1 – 3	18,107	16,972	9,599	2,059	2,804
Grades 4 – 6	14,720	12,674	8,371	*	2,805
Grades 7 – 8	3,833	3,479	2,798	*	*
Grades 9 – 11	*	*	*	-	-
Grade 12 complete	1,355	*	*	-	-
Above grade 12	-	-	-	-	-
Total	380,443	290,860	130,287	38,790	46,801

Table 2.3.8 Number of Holders Applying Inputs by Educational Status

Waghamera Zone

Educational Status of Holders	All Crop Holders	Fertilizer	Improved seed	Pesticide	Irrigation
Illiterate	62,685	*	3,158	*	3,110
Literate (informal)	8,119	-	847	*	*
Grades 1 – 3	2,224	-	*	*	-
Grades 4 – 6	1,564	-	401	-	*
Grades 7 – 8	*	-	-	-	*
Grades 9 – 11	-	-	-	-	-
Grade 12 complete	-	-	-	-	-
Above grade 12	-	-	-	-	-
Total	74,850	*	4,598	*	3,949

Table 2.3.9 Number of Holders Applying Inputs by Educational Status

Awı Zone

Educational Status of Holders	All Crop Holders	Fertilizer	Improved seed	Pesticide	Irrigation
Illiterate	121,217	60,320	36,994	10,004	25,796
Literate (informal)	18,188	11,323	7,303	641	5,289
Grades 1 – 3	7,272	5,767	3,269	*	1,274
Grades 4 – 6	7,078	4,940	3,147	*	2,587
Grades 7 – 8	3,947	3,607	2,669	*	1,212
Grades 9 – 11	1,353	*	*	-	-
Grade 12 complete	*	*	*	-	*
Above grade 12	*	*	*	-	-
Total	160,151	88,030	54,901	11,800	36,336

Table 2.3.10 Number of Holders Applying Inputs by Educational Status

Oromia Zone

Educational Status of Holders	All Crop Holders	Fertilizer	Improved seed	Pesticide	Irrigation
Illiterate	61,707	*	2,459	5,674	8,114
Literate (informal)	6,510	-	464	871	1,140
Grades 1 – 3	1,449	-	*	*	-
Grades 4 – 6	1,272	-	*	*	*
Grades 7 – 8	*	-	-	-	-
Grades 9 – 11	*	-	-	*	-
Grade 12 complete	-	-	-	-	-
Above grade 12	-	-	-	-	-
Total	71,418	*	3,218	6,820	9,350

Table 2.4 Number of Holders Applying Inputs by Educational Status

Oromia Region

Educational Status of Holders	All Crop Holders	Fertilizer	Improved seed	Pesticide	Irrigation
Illiterate	2,965,762	1,152,136	345,352	853,330	195,453
Literate (informal)	256,109	101,274	30,547	86,390	22,815
Grades 1 – 3	521,890	239,282	81,522	177,316	37,625
Grades 4 – 6	507,058	264,969	84,212	181,046	36,360
Grades 7 – 8	185,828	113,437	33,184	69,557	10,521
Grades 9 – 11	50,381	32,359	12,486	20,135	3,231
Grade 12 complete	32,018	19,184	6,161	11,267	*
Above grade 12	7,320	3,270	*	2,547	*
Total	4,526,366	1,925,913	594,496	1,401,588	308,538

Table 2.4.1 Number of Holders Applying Inputs by Educational Status

West Welega Zone

Educational Status of Holders	All Crop Holders	Fertilizer	Improved seed	Pesticide	Irrigation
Illiterate	181,111	48,695	38,121	23,104	2,550
Literate (informal)	13,154	3,759	2,815	*	*
Grades 1 – 3	58,455	20,854	19,512	10,108	2,402
Grades 4 – 6	53,788	20,516	15,370	10,239	1,684
Grades 7 – 8	20,029	5,912	5,536	2,555	*
Grades 9 – 11	8,836	4,680	3,048	*	-
Grade 12 complete	4,566	1,671	1,700	*	-
Above grade 12	1,338	-	-	*	-
Total	341,276	106,086	86,102	50,132	7,311

Table 2.4.2 Number of Holders Applying Inputs by Educational Status

East Welega Zone

Educational Status of Holders	All Crop Holders	Fertilizer	Improved seed	Pesticide	Irrigation
Illiterate	171,046	78,081	24,235	17,145	3,599
Literate (informal)	9,204	5,109	*	*	*
Grades 1 – 3	27,892	12,357	4,893	2,551	*
Grades 4 – 6	37,775	18,952	6,426	5,398	*
Grades 7 – 8	16,244	12,273	4,999	2,965	*
Grades 9 – 11	8,812	5,962	3,077	2,561	*
Grade 12 complete	3,821	2,599	1,699	*	-
Above grade 12	1,480	*	*	*	-
Total	276,274	136,266	47,089	31,784	7,098

Table 2.4.3 Number of Holders Applying Inputs by Educational Status

Illubabor Zone

Educational Status of Holders	All Crop Holders	Fertilizer	Improved seed	Pesticide	Irrigation
Illiterate	126,563	17,243	23,252	28,470	2,768
Literate (informal)	10,206	*	2,607	*	*
Grades 1 – 3	24,682	5,548	5,049	6,140	*
Grades 4 – 6	27,985	8,161	7,604	6,780	*
Grades 7 – 8	8,823	2,841	2,475	2,486	*
Grades 9 – 11	*	*	*	*	-
Grade 12 complete	1,543	*	-	*	-
Above grade 12	*	-	-	-	-
Total	201,301	35,551	41,415	49,307	5,201

Table 2.4.4 Number of Holders Applying Inputs by Educational Status

Jimma Zone					
Educational Status of Holders	All Crop Holders	Fertilizer	Improved seed	Pesticide	Irrigation
Illiterate	363,299	141,496	102,552	199,711	6,506
Literate (informal)	25,104	6,866	5,636	15,247	*
Grades 1 – 3	41,772	15,509	14,261	25,249	*
Grades 4 – 6	35,438	12,023	10,682	18,338	-
Grades 7 – 8	10,347	3,821	3,326	6,315	*
Grades 9 – 11	*	*	*	*	-
Grade 12 complete	-	-	-	-	-
Above grade 12	*	-	*	-	-
Total	479,244	181,326	138,865	265,269	7,722

Table 2.4.5 Number of Holders Applying Inputs by Educational Status

West Shewa Zone					
Educational Status of Holders	All Crop Holders	Fertilizer	Improved seed	Pesticide	Irrigation
Illiterate	222,759	130,306	19,520	122,997	26,521
Literate (informal)	22,009	16,557	2,425	13,357	2,624
Grades 1 – 3	35,101	28,620	7,790	23,627	2,707
Grades 4 – 6	46,943	33,981	5,651	31,201	4,723
Grades 7 – 8	17,352	14,585	*	11,364	*
Grades 9 – 11	3,488	3,071	*	3,145	-
Grade 12 complete	4,558	3,016	*	3,016	-
Above grade 12	*	*	-	*	-
Total	353,126	230,747	39,160	209,317	36,913

Table 2.4.6 Number of Holders Applying Inputs by Educational Status

North Shewa Zone					
Educational Status of Holders	All Crop Holders	Fertilizer	Improved seed	Pesticide	Irrigation
Illiterate	191,068	70,024	7,865	35,048	11,507
Literate (informal)	13,931	7,343	*	3,579	*
Grades 1 – 3	14,251	6,926	1,102	3,541	1,044
Grades 4 – 6	10,469	6,226	1,088	2,391	1,367
Grades 7 – 8	2,371	1,537	-	*	-
Grades 9 – 11	2,412	1,870	*	*	-
Grade 12 complete	*	*	-	-	-
Above grade 12	-	-	-	-	-
Total	234,969	94,106	11,035	45,790	14,492

Table 2.4.7 Number of Holders Applying Inputs by Educational Status

East Shewa Zone					
Educational Status of Holders	All Crop Holders	Fertilizer	Improved seed	Pesticide	Irrigation
Illiterate	236,660	139,671	27,742	95,522	*
Literate (informal)	11,555	9,002	2,386	7,083	*
Grades 1 – 3	40,681	23,688	7,121	19,273	*
Grades 4 – 6	35,553	19,915	6,508	14,456	1,516
Grades 7 – 8	11,781	8,725	2,741	6,897	*
Grades 9 – 11	2,784	1,240	*	1,542	-
Grade 12 complete	*	*	-	*	-
Above grade 12	*	*	-	*	-
Total	341,278	204,206	47,122	145,748	7,761

Table 2.4.8 Number of Holders Applying Inputs by Educational Status

Arsi Zone					
Educational Status of Holders	All Crop Holders	Fertilizer	Improved seed	Pesticide	Irrigation
Illiterate	292,866	200,278	30,126	140,140	17,869
Literate (informal)	20,637	16,522	*	13,989	*
Grades 1 – 3	69,996	51,117	4,471	38,854	*
Grades 4 – 6	96,174	69,748	15,326	50,775	7,692
Grades 7 – 8	42,643	35,195	5,267	21,333	*
Grades 9 – 11	9,312	8,059	*	6,036	*
Grade 12 complete	6,462	6,040	*	4,279	*
Above grade 12	1,641	*	*	*	*
Total	539,730	388,143	59,442	276,177	31,901

Table 2.4.9 Number of Holders Applying Inputs by Educational Status

West Harerge Zone					
Educational Status of Holders	All Crop Holders	Fertilizer	Improved seed	Pesticide	Irrigation
Illiterate	211,074	18,898	10,943	7,976	40,666
Literate (informal)	35,684	5,650	3,735	*	6,576
Grades 1 – 3	35,834	6,505	3,757	3,206	9,605
Grades 4 – 6	15,973	5,487	2,568	*	2,665
Grades 7 – 8	4,389	*	*	*	*
Grades 9 – 11	1,318	*	-	-	*
Grade 12 complete	*	-	-	-	*
Above grade 12	-	-	-	-	-
Total	304,638	37,138	21,624	17,004	61,579

Table 2.4.10 Number of Holders Applying Inputs by Educational Status

East Harerge Zone					
Educational Status of Holders	All Crop Holders	Fertilizer	Improved seed	Pesticide	Irrigation
Illiterate	306,078	109,684	29,326	9,772	61,257
Literate (informal)	25,047	8,121	2,281	*	7,328
Grades 1 – 3	37,715	19,268	4,566	*	10,930
Grades 4 – 6	32,530	19,003	5,553	2,781	9,253
Grades 7 – 8	7,667	5,716	*	-	*
Grades 9 – 11	*	*	*	-	-
Grade 12 complete	*	-	-	-	*
Above grade 12	-	-	-	-	-
Total	411,537	162,556	44,372	16,185	90,581

Table 2.4.11 Number of Holders Applying Inputs by Educational Status

Bale Zone					
Educational Status of Holders	All Crop Holders	Fertilizer	Improved seed	Pesticide	Irrigation
Illiterate	356,287	99,403	7,895	99,528	*
Literate (informal)	50,944	13,337	*	13,568	*
Grades 1 – 3	68,795	27,930	*	27,472	*
Grades 4 – 6	64,776	29,829	*	23,882	*
Grades 7 – 8	26,234	12,144	*	6,464	-
Grades 9 – 11	3,568	*	-	*	*
Grade 12 complete	5,100	*	-	*	-
Above grade 12	-	-	-	-	-
Total	575,703	186,150	14,637	172,851	*

Table 2.4.12 Number of Holders Applying Inputs by Educational Status

Borena Zone					
Educational Status of Holders	All Crop Holders	Fertilizer	Improved seed	Pesticide	Irrigation
Illiterate	80,925	*	8,282	*	1,111
Literate (informal)	1,529	-	*	-	-
Grades 1 – 3	9,872	*	3,105	-	*
Grades 4 – 6	7,875	*	2,358	*	-
Grades 7 – 8	2,296	*	*	-	-
Grades 9 – 11	547	-	*	*	-
Grade 12 complete	*	-	*	-	*
Above grade 12	-	-	-	-	-
Total	103,678	3,577	14,775	*	1,400

Table 2.4.13 Number of Holders Applying Inputs by Educational Status

South West Shewa Zone					
Educational Status of Holders	All Crop Holders	Fertilizer	Improved seed	Pesticide	Irrigation
Illiterate	121,082	92,883	11,334	69,243	12,759
Literate (informal)	9,551	7,754	1,518	6,544	*
Grades 1 – 3	19,998	17,054	1,661	14,170	3,074
Grades 4 – 6	17,483	15,566	2,109	12,229	2,523
Grades 7 – 8	9,375	8,416	*	7,222	2,518
Grades 9 – 11	3,914	3,351	*	3,167	*
Grade 12 complete	1,511	1,120	*	1,136	*
Above grade 12	*	*	-	*	-
Total	183,287	146,350	19,499	113,917	23,416

Table 2.4.14 Number of Holders Applying Inputs by Educational Status

Guji Zone					
Educational Status of Holders	All Crop Holders	Fertilizer	Improved seed	Pesticide	Irrigation
Illiterate	104,943	4,643	4,157	*	*
Literate (informal)	7,554	*	*	*	*
Grades 1 – 3	36,848	2,879	2,344	*	*
Grades 4 – 6	24,296	4,302	1,746	*	*
Grades 7 – 8	6,277	*	*	*	*
Grades 9 – 11	*	-	-	-	-
Grade 12 complete	-	-	-	-	-
Above grade 12	*	-	-	-	-
Total	180,324	13,712	9,359	*	*

Table 2.5 Number of Holders Applying Inputs by Educational Status

Somali Region					
Educational Status of Holders	All Crop Holders	Fertilizer	Improved seed	Pesticide	Irrigation
Illiterate	70,576	*	1,817	*	5,002
Literate (informal)	9,512	*	*	*	1,281
Grades 1 – 3	2,775	-	*	-	140
Grades 4 – 6	2,259	*	*	-	425
Grades 7 – 8	551	-	-	-	55
Grades 9 – 11	*	-	-	-	9
Grade 12 complete	*	-	-	-	-
Above grade 12	*	-	-	-	-
Total	85,950	1,534	2,503	330	6,913

Table 2.5.1 Number of Holders Applying Inputs by Educational Status

Shinele Zone					
Educational Status of Holders	All Crop Holders	Fertilizer	Improved seed	Pesticide	Irrigation
Illiterate	2,852	18	701	36	2,083
Literate (informal)	187	*	70	*	152
Grades 1 – 3	81	-	*	-	81
Grades 4 – 6	120	9	44	-	106
Grades 7 – 8	36	-	-	-	36
Grades 9 – 11	9	-	-	-	9
Grade 12 complete	-	-	-	-	-
Above grade 12	-	-	-	-	-
Total	3,286	35	835	45	2,468

Table 2.5.2 Number of Holders Applying Inputs by Educational Status

Jijiga Zone					
Educational Status of Holders	All Crop Holders	Fertilizer	Improved seed	Pesticide	Irrigation
Illiterate	60,409	*	982	*	*
Literate (informal)	6,548	*	*	*	*
Grades 1 – 3	1,914	-	*	-	-
Grades 4 – 6	1,232	*	-	-	-
Grades 7 – 8	476	-	-	-	-
Grades 9 – 11	*	-	-	-	-
Grade 12 complete	-	-	-	-	-
Above grade 12	*	-	-	-	-
Total	70,761	1,452	1,403	*	*

Table 2.5.3 Number of Holders Applying Inputs by Educational Status

Liben Zone					
Educational Status of Holders	All Crop Holders	Fertilizer	Improved seed	Pesticide	Irrigation
Illiterate	7,315	-	*	*	1,992
Literate (informal)	2,776	-	*	-	999
Grades 1 – 3	780	-	-	-	*
Grades 4 – 6	906	*	*	-	*
Grades 7 – 8	*	-	-	-	*
Grades 9 – 11	*	-	-	-	-
Grade 12 complete	*	-	-	-	-
Above grade 12	*	-	-	-	-
Total	11,902	*	*	*	3,387

Table 2.6 Number of Holders Applying Inputs by Educational Status

Benishangul – Gumuz Region					
Educational Status of Holders	All Crop Holders	Fertilizer	Improved seed	Pesticide	Irrigation
Illiterate	89,755	7,617	7,349	4,437	2,982
Literate (informal)	9,802	1,255	1,577	784	821
Grades 1 – 3	15,685	2,780	1,161	656	1,061
Grades 4 – 6	13,299	1,907	1,380	1,143	660
Grades 7 – 8	4,119	644	715	*	*
Grades 9 – 11	382	*	*	*	*
Grade 12 complete	*	*	*	*	-
Above grade 12	*	*	*	-	-
Total	133,384	14,458	12,450	7,740	5,749

Table 2.6.1 Number of Holders Applying Inputs by Educational Status

Metekel Zone

Educational Status of Holders	All Crop Holders	Fertilizer	Improved seed	Pesticide	Irrigation
Illiterate	33,333	5,405	*	1,188	2,220
Literate (informal)	3,158	817	*	478	589
Grades 1 – 3	5,817	2,308	*	*	*
Grades 4 – 6	4,849	1,688	564	413	500
Grades 7 – 8	1,189	483	-	*	*
Grades 9 – 11	*	-	-	-	-
Grade 12 complete	-	-	-	-	-
Above grade 12	-	-	-	-	-
Total	48,497	10,699	2,499	2,409	4,395

Table 2.6.2 Number of Holders Applying Inputs by Educational Status

Asosa zone

Educational Status of Holders	All Crop Holders	Fertilizer	Improved seed	Pesticide	Irrigation
Illiterate	45,943	1,727	5,365	*	702
Literate (informal)	6,004	380	*	306	*
Grades 1 – 3	6,173	327	683	*	*
Grades 4 – 6	4,758	*	*	*	*
Grades 7 – 8	1,347	-	*	*	*
Grades 9 – 11	*	*	*	*	-
Grade 12 complete	*	-	-	*	-
Above grade 12	-	-	-	-	-
Total	64,447	2,581	8,856	5,113	1,244

Table 2.6.3 Number of Holders Applying Inputs by Educational Status

Kemashi Zone

Educational Status of Holders	All Crop Holders	Fertilizer	Improved seed	Pesticide	Irrigation
Illiterate	10,479	485	525	*	*
Literate (informal)	641	*	-	-	-
Grades 1 – 3	3,695	146	143	-	*
Grades 4 – 6	3,692	146	146	*	-
Grades 7 – 8	1,583	*	*	*	-
Grades 9 – 11	*	*	*	-	*
Grade 12 complete	*	*	*	*	-
Above grade 12	*	*	*	-	-
Total	20,440	1,178	1,095	217	*

Table 2.7 Number of Holders Applying Inputs by Educational Status

S.N.N.P Region

Educational Status of Holders	All Crop Holders	Fertilizer	Improved seed	Pesticide	Irrigation
Illiterate	1,636,057	510,661	156,489	251,435	36,343
Literate (informal)	66,867	31,731	13,843	17,672	3,558
Grades 1 – 3	284,169	99,075	38,753	53,353	9,327
Grades 4 – 6	336,905	131,558	56,784	71,426	12,736
Grades 7 – 8	120,812	61,163	28,098	25,486	5,275
Grades 9 – 11	29,831	17,347	8,519	7,533	1,924
Grade 12 complete	22,442	12,818	7,595	5,433	*
Above grade 12	4,784	2,408	1,572	955	-
Total	2,501,865	866,761	311,653	433,293	70,033

Table 2.7.1 Number of Holders Applying Inputs by Educational Status

Gurage Zone					
Educational Status of Holders	All Crop Holders	Fertilizer	Improved seed	Pesticide	Irrigation
Illiterate	174,871	100,091	30,011	32,157	3,891
Literate (informal)	20,306	12,880	5,284	6,699	*
Grades 1 – 3	21,813	12,101	3,190	5,905	*
Grades 4 – 6	23,800	14,962	9,000	6,700	*
Grades 7 – 8	8,022	5,071	2,099	1,168	*
Grades 9 – 11	2,264	2,264	*	*	-
Grade 12 complete	2,186	*	*	*	-
Above grade 12	*	*	*	-	-
Total	253,791	148,758	52,258	53,798	6,163

Table 2.7.2 Number of Holders Applying Inputs by Educational Status

Hadiya Zone					
Educational Status of Holders	All Crop Holders	Fertilizer	Improved seed	Pesticide	Irrigation
Illiterate	102,198	81,628	9,951	59,461	*
Literate (informal)	3,036	2,580	*	1,636	-
Grades 1 – 3	22,527	17,139	2,343	12,657	-
Grades 4 – 6	41,825	36,011	7,174	26,024	*
Grades 7 – 8	19,397	17,436	4,495	10,933	*
Grades 9 – 11	4,027	4,027	*	3,116	-
Grade 12 complete	3,068	3,068	971	2,830	*
Above grade 12	*	*	*	*	-
Total	196,757	162,369	27,294	117,139	2,067

Table 2.7.3 Number of Holders Applying Inputs by Educational Status

Kembata – Tembaro Zone					
Educational Status of Holders	All Crop Holders	Fertilizer	Improved seed	Pesticide	Irrigation
Illiterate	55,046	39,055	4,835	21,857	818
Literate (informal)	3,298	*	*	*	-
Grades 1 – 3	14,184	10,563	1,470	4,910	*
Grades 4 – 6	22,550	17,269	3,332	10,317	*
Grades 7 – 8	10,400	8,139	1,597	5,208	-
Grades 9 – 11	3,011	2,073	551	1,943	-
Grade 12 complete	3,402	2,859	599	1,509	-
Above grade 12	745	*	-	*	-
Total	112,635	83,179	12,647	48,301	1,504

Table 2.7.4 Number of Holders Applying Inputs by Educational Status

Sidama Zone					
Educational Status of Holders	All Crop Holders	Fertilizer	Improved seed	Pesticide	Irrigation
Illiterate	303,558	82,550	37,818	4,221	*
Literate (informal)	8,564	2,070	2,264	-	*
Grades 1 – 3	70,362	21,311	14,780	4,858	2,576
Grades 4 – 6	86,813	21,505	13,960	4,922	2,468
Grades 7 – 8	24,544	10,905	8,022	*	*
Grades 9 – 11	7,696	3,903	3,314	-	*
Grade 12 complete	5,874	3,446	3,291	-	-
Above grade 12	*	*	*	-	-
Total	508,123	146,102	83,861	14,890	11,986

Table 2.7.5 Number of Holders Applying Inputs by Educational Status

Gedio Zone					
Educational Status of Holders	All Crop Holders	Fertilizer	Improved seed	Pesticide	Irrigation
Illiterate	84,600	4,012	7,016	*	*
Literate (informal)	2,611	*	*	-	-
Grades 1 – 3	20,316	2,733	3,086	*	*
Grades 4 – 6	27,693	3,440	5,743	*	*
Grades 7 – 8	9,522	1,796	2,490	*	*
Grades 9 – 11	920	*	*	*	-
Grade 12 complete	*	-	-	-	-
Above grade 12	*	-	-	-	-
Total	146,323	12,792	19,052	*	1,541

Table 2.7.6 Number of Holders Applying Inputs by Educational Status

Wolaita Zone					
Educational Status of Holders	All Crop Holders	Fertilizer	Improved seed	Pesticide	Irrigation
Illiterate	168,493	93,315	20,997	6,404	3,493
Literate (informal)	2,941	*	*	-	*
Grades 1 – 3	24,720	11,981	3,175	1,118	*
Grades 4 – 6	37,650	23,086	7,017	1,982	1,722
Grades 7 – 8	20,577	14,392	6,197	*	*
Grades 9 – 11	5,361	3,627	*	*	*
Grade 12 complete	2,808	1,954	*	*	*
Above grade 12	*	*	*	-	-
Total	263,369	150,730	40,766	10,958	7,941

Table 2.7.7 Number of Holders Applying Inputs by Educational Status

South Omo Zone					
Educational Status of Holders	All Crop Holders	Fertilizer	Improved seed	Pesticide	Irrigation
Illiterate	61,127	*	767	*	1,131
Literate (informal)	2,178	*	-	*	-
Grades 1 – 3	6,730	*	*	-	-
Grades 4 – 6	3,991	-	*	-	*
Grades 7 – 8	896	*	*	-	-
Grades 9 – 11	*	-	-	-	-
Grade 12 complete	-	-	-	-	-
Above grade 12	*	*	*	-	-
Total	75,102	750	1,276	*	1,238

Table 2.7.8 Number of Holders Applying Inputs by Educational Status

Sheka Zone					
Educational Status of Holders	All Crop Holders	Fertilizer	Improved seed	Pesticide	Irrigation
Illiterate	17,402	*	904	*	*
Literate (informal)	1,508	*	310	-	*
Grades 1 – 3	3,688	-	*	-	*
Grades 4 – 6	5,407	*	535	*	*
Grades 7 – 8	1,977	*	234	-	-
Grades 9 – 11	*	-	-	-	-
Grade 12 complete	464	-	*	-	-
Above grade 12	*	-	-	-	-
Total	30,827	*	2,289	*	373

Table 2.7.9 Number of Holders Applying Inputs by Educational Status

Keffa Zone

Educational Status of Holders	All Crop Holders	Fertilizer	Improved seed	Pesticide	Irrigation
Illiterate	109,803	3,917	7,726	37,484	*
Literate (informal)	2,956	*	*	738	-
Grades 1 – 3	14,910	*	1,158	5,433	*
Grades 4 – 6	16,338	729	1,550	6,692	*
Grades 7 – 8	6,241	*	*	2,695	*
Grades 9 – 11	918	*	*	*	-
Grade 12 complete	1,072	-	*	*	-
Above grade 12	*	-	-	-	-
Total	152,616	5,784	12,937	53,576	*

Table 2.7.10 Number of Holders Applying Inputs by Educational Status

Gamo Gofa Zone

Educational Status of Holders	All Crop Holders	Fertilizer	Improved seed	Pesticide	Irrigation
Illiterate	201,863	2,326	4,922	2,429	13,255
Literate (informal)	3,096	-	-	-	*
Grades 1 – 3	25,651	*	1,596	*	3,255
Grades 4 – 6	26,057	*	1,683	*	*
Grades 7 – 8	5,422	-	*	*	*
Grades 9 – 11	3,016	-	-	*	*
Grade 12 complete	*	-	-	-	-
Above grade 12	-	-	-	-	-
Total	266,468	3,191	8,472	3,722	23,000

Table 2.7.11 Number of Holders Applying Inputs by Educational Status

Benchi - Maji Zone

Educational Status of Holders	All Crop Holders	Fertilizer	Improved seed	Pesticide	Irrigation
Illiterate	83,657	4,759	2,173	-	*
Literate (informal)	1,454	-	*	-	-
Grades 1 – 3	15,635	1,843	*	*	*
Grades 4 – 6	9,438	1,128	*	*	*
Grades 7 – 8	2,902	*	-	-	-
Grades 9 – 11	-	-	-	-	-
Grade 12 complete	*	-	-	-	-
Above grade 12	-	-	-	-	-
Total	113,233	7,956	3,589	*	*

Table 2.7.12 Number of Holders Applying Inputs by Educational Status

Yem Special Wereda

Educational Status of Holders	All Crop Holders	Fertilizer	Improved seed	Pesticide	Irrigation
Illiterate	9,825	5,397	1,937	3,846	238
Literate (informal)	487	385	100	262	-
Grades 1 – 3	1,369	957	211	552	*
Grades 4 – 6	1,979	1,050	311	783	145
Grades 7 – 8	760	556	166	352	-
Grades 9 – 11	199	*	*	*	-
Grade 12 complete	183	116	-	*	-
Above grade 12	*	-	*	-	-
Total	14,849	8,550	2,794	5,930	427

Table 2.7.13 Number of Holders Applying Inputs by Educational Status

Amaro Special Wereda

Educational Status of Holders	All Crop Holders	Fertilizer	Improved seed	Pesticide	Irrigation
Illiterate	14,388	*	247	*	2,448
Literate (informal)	986	-	-	-	-
Grades 1 – 3	4,199	*	*	*	766
Grades 4 – 6	5,008	*	*	*	1,400
Grades 7 – 8	1,442	-	*	*	556
Grades 9 – 11	174	-	-	-	*
Grade 12 complete	186	-	-	-	*
Above grade 12	-	-	-	-	-
Total	26,383	292	562	*	5,253

Table 2.7.14 Number of Holders Applying Inputs by Educational Status

Burji Special Wereda

Educational Status of Holders	All Crop Holders	Fertilizer	Improved seed	Pesticide	Irrigation
Illiterate	5,807	48	232	399	106
Literate (informal)	300	-	*	*	-
Grades 1 – 3	875	-	*	147	*
Grades 4 – 6	913	*	71	144	*
Grades 7 – 8	392	-	-	*	47
Grades 9 – 11	78	-	*	-	*
Grade 12 complete	67	-	*	-	-
Above grade 12	*	*	*	-	-
Total	8,490	109	462	718	217

Table 2.7.15 Number of Holders Applying Inputs by Educational Status

Konso Special Wereda

Educational Status of Holders	All Crop Holders	Fertilizer	Improved seed	Pesticide	Irrigation
Illiterate	27,634	-	557	*	879
Literate (informal)	1,105	-	*	*	-
Grades 1 – 3	2,463	-	*	*	*
Grades 4 – 6	1,597	-	*	*	-
Grades 7 – 8	638	-	-	*	*
Grades 9 – 11	*	-	-	-	-
Grade 12 complete	*	-	-	-	-
Above grade 12	*	-	-	-	-
Total	33,906	-	738	*	1,093

Table 2.7.16 Number of Holders Applying Inputs by Educational Status

Derashe Special Wereda

Educational Status of Holders	All Crop Holders	Fertilizer	Improved seed	Pesticide	Irrigation
Illiterate	18,445	*	*	*	517
Literate (informal)	516	-	-	-	-
Grades 1 – 3	1,450	*	-	*	-
Grades 4 – 6	1,690	*	-	-	*
Grades 7 – 8	453	-	-	-	-
Grades 9 – 11	*	-	-	-	-
Grade 12 complete	*	-	-	-	-
Above grade 12	*	-	-	-	-
Total	22,921	*	*	*	580

Table 2.7.17 Number of Holders Applying Inputs by Educational Status

Dawro Zone					
Educational Status of Holders	All Crop Holders	Fertilizer	Improved seed	Pesticide	Irrigation
Illiterate	50,618	1,212	1,490	745	*
Literate (informal)	1,201	-	-	-	-
Grades 1 – 3	8,956	541	*	*	*
Grades 4 – 6	9,030	*	*	*	*
Grades 7 – 8	4,795	*	*	*	-
Grades 9 – 11	586	-	-	-	-
Grade 12 complete	671	*	-	-	-
Above grade 12	-	-	-	-	-
Total	75,857	2,410	2,129	1,029	454

Table 2.7.18 Number of Holders Applying Inputs by Educational Status

Basketo Special Wereda					
Educational Status of Holders	All Crop Holders	Fertilizer	Improved seed	Pesticide	Irrigation
Illiterate	7,985	291	344	*	*
Literate (informal)	*	*	*	-	-
Grades 1 – 3	1,229	154	174	-	-
Grades 4 – 6	790	101	118	-	-
Grades 7 – 8	219	*	*	-	*
Grades 9 – 11	*	-	-	-	-
Grade 12 complete	-	-	-	-	-
Above grade 12	*	-	-	-	-
Total	10,437	581	670	*	*

Table 2.7.19 Number of Holders Applying Inputs by Educational Status

Konta Special Wereda					
Educational Status of Holders	All Crop Holders	Fertilizer	Improved seed	Pesticide	Irrigation
Illiterate	12,508	114	368	2,107	184
Literate (informal)	670	-	-	*	-
Grades 1 – 3	1,546	*	*	200	-
Grades 4 – 6	1,260	*	*	281	-
Grades 7 – 8	243	-	*	-	-
Grades 9 – 11	*	-	-	*	-
Grade 12 complete	*	-	*	-	-
Above grade 12	*	-	-	-	-
Total	16,391	196	554	2,644	184

Table 2.7.20 Number of Holders Applying Inputs by Educational Status

Silte Zone					
Educational Status of Holders	All Crop Holders	Fertilizer	Improved seed	Pesticide	Irrigation
Illiterate	100,910	76,433	21,923	60,579	1,694
Literate (informal)	8,351	7,672	3,252	5,196	*
Grades 1 – 3	18,095	15,906	6,050	12,920	-
Grades 4 – 6	11,643	10,144	4,341	8,058	*
Grades 7 – 8	1,436	1,232	*	*	*
Grades 9 – 11	865	726	-	*	-
Grade 12 complete	*	*	-	-	-
Above grade 12	-	-	-	-	-
Total	141,474	112,286	35,994	88,163	2,352

Table 2.7.21 Number of Holders Applying Inputs by Educational Status

Alaba Special Wereda

Educational Status of Holders	All Crop Holders	Fertilizer	Improved seed	Pesticide	Irrigation
Illiterate	25,321	14,998	2,130	12,969	*
Literate (informal)	1,129	916	-	711	*
Grades 1 – 3	3,453	2,759	512	2,254	*
Grades 4 – 6	1,434	1,176	367	1,019	*
Grades 7 – 8	536	*	*	312	-
Grades 9 – 11	*	*	-	*	-
Grade 12 complete	-	-	-	-	-
Above grade 12	-	-	-	-	-
Total	31,912	20,259	3,168	17,305	*

Table 2.8 Number of Holders Applying Inputs by Educational Status

Harari Region

Educational Status of Holders	All Crop Holders	Fertilizer	Improved seed	Pesticide	Irrigation
Illiterate	10,392	5,188	367	1,775	1,784
Literate (informal)	959	420	*	196	250
Grades 1 – 3	1,245	894	*	310	241
Grades 4 – 6	1,418	942	*	530	370
Grades 7 – 8	371	320	*	167	*
Grades 9 – 11	*	*	*	*	*
Grade 12 complete	*	*	-	*	-
Above grade 12	*	*	-	-	*
Total	14,628	7,887	681	3,053	2,864

Table 2.9 Number of Holders Applying Inputs by Educational Status

Addis Ababa City Administration

Educational Status of Holders	All Crop Holders	Fertilizer	Improved seed	Pesticide	Irrigation
Illiterate	2,869	2,389	311	377	57
Literate (informal)	264	210	49	55	-
Grades 1 – 3	389	323	54	75	*
Grades 4 – 6	517	405	118	128	43
Grades 7 – 8	364	270	42	64	*
Grades 9 – 11	146	111	27	25	*
Grade 12 complete	118	107	*	26	*
Above grade 12	*	*	*	-	-
Total	4,686	3,823	634	750	134

Table 2.10 Number of Holders Applying Inputs by Educational Status

Dire Dawa City Administration

Educational Status of Holders	All Crop Holders	Fertilizer	Improved seed	Pesticide	Irrigation
Illiterate	12,953	441	2,283	*	5,002
Literate (informal)	880	*	301	*	500
Grades 1 – 3	531	*	*	*	*
Grades 4 – 6	697	*	141	-	*
Grades 7 – 8	*	*	*	-	*
Grades 9 – 11	-	-	-	-	-
Grade 12 complete	*	-	-	-	-
Above grade 12	-	-	-	-	-
Total	15,204	684	2,953	*	5,976

Table 3. Number of Holders reporting Damaged Crop Area in Hectare by Category of Crops and Cause of Damage

Ethiopia								
Cause of damage	Area by Crop category (HA)							
	All holders	All crops	Cereals	Pulses	Oilseeds	Vegetables	Root crops	Permanent
All damage	8,332,531	1,788,982	687,948	189,230	117,294	32,275	35,923	133,392
Crop disease	121,037	13,299	4,433	1,280	760	*	106	*
Frost or floods	1,414,124	117,707	45,588	11,990	9,606	2,220	3,240	9,338
Locust	894,229	124,082	49,908	13,909	11,943	1,609	2,484	8,309
Shortage of rain	194,070	10,169	3,671	1,206	554	*	201	1,271
Too much rain	1,959,385	107,442	29,657	11,119	6,302	2,381	2,899	25,638
Wild animals	233,994	18,745	8,056	2,450	1,306	*	*	1,251
Birds	1,146,352	120,251	43,437	12,242	15,385	3,107	1,707	8,331
Hailstone	3,343,972	718,742	288,223	75,964	32,575	11,919	12,548	41,053
Pests	510,991	52,522	24,321	5,229	4,745	717	1,362	2,157
Weeds	2,505,532	277,716	104,405	31,087	16,346	4,786	4,894	17,534
Others	2,355,273	228,308	86,249	22,753	17,771	4,745	5,189	17,943

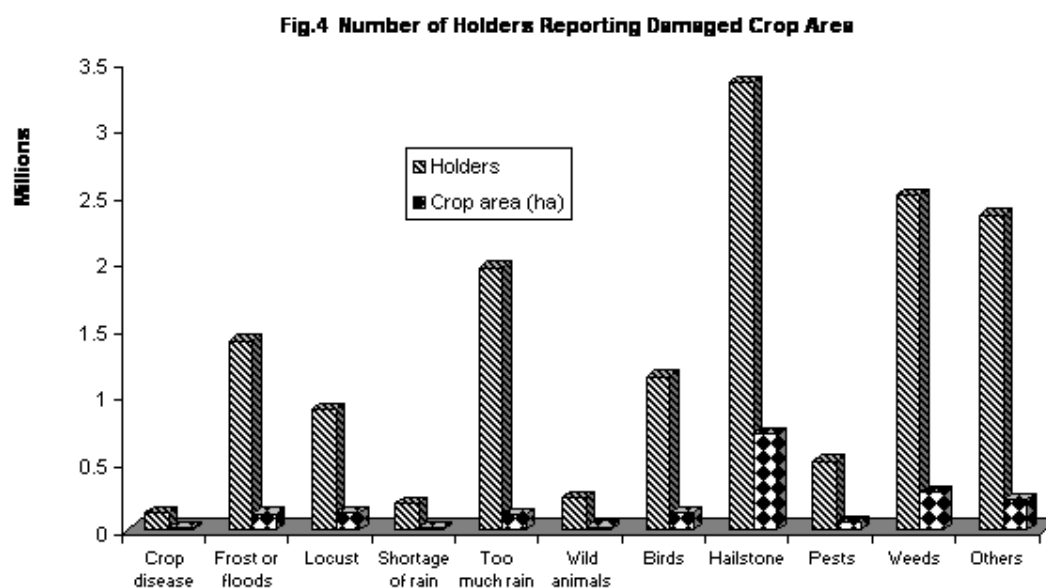


Table 3.1 Number of Holders reporting Damaged Crop Area in Hectare by Category of Crops and Cause of Damage

Tigray Region

Cause of damage	Area by Crop category (HA)							
	All holders	All crops	Cereals	Pulses	Oilseeds	Vegetables	Root crops	Permanent
All damage	581,443	207,710	114,158	14,511	11,369	2,882	2,774	4,831
Crop disease	27,152	2,432	1,147	183	*	*	*	*
Frost or floods	37,013	2,658	1,252	205	306	*	*	122
Locust	92,637	13,667	7,350	1,025	1,378	*	*	*
Shortage of rain	16,920	1,388	713	*	178	*	*	*
Too much rain	34,763	2,201	844	346	131	*	*	*
Wild animals	25,328	4,661	2,563	*	369	*	*	*
Birds	46,700	5,538	2,607	*	1,249	184	*	*
Hailstone	326,676	115,784	64,030	8,742	4,807	1,227	1,085	1,885
Pests	13,751	856	477	*	69	*	*	*
Weeds	196,450	54,495	30,801	2,981	2,347	950	*	1,568
Others	59,223	4,031	2,375	209	457	*	170	111

Table 3.1.1 Number of Holders reporting Damaged Crop Area in Hectare by Category of Crops and Cause of Damage

West Tigray Zone

Cause of damage	Area by Crop category (HA)							
	All holders	All crops	Cereals	Pulses	Oilseeds	Vegetables	Root crops	Permanent
All damage	36,959	7,075	1,984	*	2,484	254	*	*
Crop disease	1,621	*	*	*	*	-	*	*
Frost or floods	6,933	780	295	-	111	*	*	*
Locust	8,890	1,245	260	*	469	*	*	*
Shortage of rain	*	*	*	-	*	-	-	-
Too much rain	1,104	38	*	*	*	-	-	*
Wild animals	1,193	235	*	*	*	-	-	-
Birds	16,069	2,135	700	*	749	*	*	22
Hailstone	6,287	893	*	*	*	*	-	*
Pests	1,736	96	*	*	*	*	-	*
Weeds	7,493	721	152	*	*	*	-	*
Others	7,934	575	167	*	242	*	*	*

Table 3.1.2 Number of Holders reporting Damaged Crop Area in Hectare by Category of Crops and Cause of Damage

Central Tigray Zone

Cause of damage	Area by Crop category (HA)							
	All holders	All crops	Cereals	Pulses	Oilseeds	Vegetables	Root crops	Permanent
All damage	188,956	52,260	34,325	3,362	3,632	448	485	956
Crop disease	14,522	998	620	114	*	-	*	*
Frost or floods	16,293	858	443	130	*	*	-	*
Locust	39,837	5,553	3,926	776	269	*	*	*
Shortage of rain	7,156	546	340	*	*	-	*	*
Too much rain	16,464	853	507	95	*	*	*	*
Wild animals	12,700	2,708	1,594	*	250	*	*	*
Birds	12,729	1,196	*	*	*	*	-	*
Hailstone	106,413	24,528	15,762	1,259	*	136	197	249
Pests	7,386	358	188	*	*	*	*	*
Weeds	69,241	12,993	9,001	479	667	*	*	*
Others	26,138	1,670	1,130	157	*	*	*	*

Table 3.1.3 Number of Holders reporting Damaged Crop Area in Hectare by Category of Crops and Cause of Damage

East Tigray Zone

Cause of damage	Area by Crop category (HA)							
	All holders	All crops	Cereals	Pulses	Oilseeds	Vegetables	Root crops	Permanent
All damage	107,109	28,411	12,967	1,569	737	273	*	*
Crop disease	1,277	36	*	-	-	-	-	-
Frost or floods	4,867	171	*	*	-	-	-	*
Locust	9,444	555	243	*	-	*	*	*
Shortage of rain	1,107	*	*	-	-	-	-	*
Too much rain	1,518	35	20	*	-	-	-	-
Wild animals	2,855	*	*	-	-	-	-	-
Birds	1,580	*	*	-	-	-	-	-
Hailstone	73,722	17,102	7,524	1,077	592	*	*	*
Pests	*	*	*	*	-	-	-	-
Weeds	41,903	9,947	4,854	439	*	*	*	*
Others	5,718	177	103	*	*	-	-	-

Table 3.1.4 Number of Holders reporting Damaged Crop Area in Hectare by Category of Crops and Cause of Damage

South Tigray Zone

Cause of damage	Area by Crop category (HA)							
	All holders	All crops	Cereals	Pulses	Oilseeds	Vegetables	Root crops	Permanent
All damage	155,572	91,690	48,763	7,118	2,517	*	1,282	2,496
Crop disease	2,982	422	*	*	-	-	*	*
Frost or floods	5,139	347	189	*	*	*	-	*
Locust	14,959	*	*	115	*	-	-	*
Shortage of rain	3,826	310	167	*	*	-	*	-
Too much rain	8,477	900	97	*	*	*	*	*
Wild animals	6,183	*	*	*	-	-	*	*
Birds	5,982	835	483	*	*	-	*	-
Hailstone	95,968	57,700	31,447	4,842	1,203	*	486	*
Pests	1,851	131	*	*	-	-	*	-
Weeds	50,417	25,531	13,508	1,605	727	*	*	*
Others	6,308	322	180	*	*	-	*	-

Table 3.1.5 Number of Holders reporting Damaged Crop Area in Hectare by Category of Crops and Cause of Damage

North West Tigray Zone

Cause of damage	Area by Crop category (HA)							
	All holders	All crops	Cereals	Pulses	Oilseeds	Vegetables	Root crops	Permanent
All damage	92,848	28,273	16,120	2,303	1,999	653	*	*
Crop disease	6,749	704	297	*	*	*	-	-
Frost or floods	3,781	*	*	-	*	*	*	*
Locust	19,508	2,334	1,053	95	192	*	*	*
Shortage of rain	*	*	174	*	*	*	-	*
Too much rain	7,199	376	210	*	*	*	-	-
Wild animals	*	*	*	-	*	*	-	-
Birds	10,339	1,267	571	-	161	*	*	*
Hailstone	44,286	15,561	9,079	1,560	770	140	*	*
Pests	1,619	*	*	-	*	-	*	-
Weeds	27,397	5,303	3,285	457	570	207	*	*
Others	13,125	1,286	794	*	*	*	*	*

Table 3.2 Number of Holders reporting Damaged Crop Area in Hectare by Category of Crops and Cause of Damage

Afar Region

Cause of damage	Area by Crop category (HA)							
	All holders	All crops	Cereals	Pulses	Oilseeds	Vegetables	Root crops	Permanent
All damage	7,400	3,126	733	380	574	38	*	135
Crop disease	930	247	120	*	*	*	-	*
Frost or floods	94	*	*	-	-	-	-	*
Locust	510	77	*	*	*	*	-	*
Shortage of rain	*	*	*	-	*	-	-	*
Too much rain	1,305	*	*	*	*	*	*	*
Wild animals	*	*	*	-	*	-	-	-
Birds	100	*	*	-	*	-	-	*
Hailstone	2,846	1,025	270	124	244	*	*	*
Pests	*	*	-	-	-	-	-	*
Weeds	3,928	1,066	212	202	198	*	*	*
Others	1,382	369	9	*	*	-	-	*

Table 3.2.1 Number of Holders reporting Damaged Crop Area in Hectare by Category of Crops and Cause of Damage

Zone 1

Cause of damage	Area by Crop category (HA)							
	All holders	All crops	Cereals	Pulses	Oilseeds	Vegetables	Root crops	Permanent
All damage	1,392	315	36	-	*	-	-	-
Crop disease	*	*	*	-	-	-	-	-
Frost or floods	35	*	*	-	-	-	-	-
Locust	*	*	*	-	-	-	-	-
Shortage of rain	-	-	-	-	-	-	-	-
Too much rain	-	-	-	-	-	-	-	-
Wild animals	*	*	-	-	*	-	-	-
Birds	*	*	*	-	-	-	-	-
Hailstone	-	-	-	-	-	-	-	-
Pests	-	-	-	-	-	-	-	-
Weeds	642	98	*	-	*	-	-	-
Others	470	*	*	-	*	-	-	-

Table 3.2.2 Number of Holders reporting Damaged Crop Area in Hectare by Category of Crops and Cause of Damage

Zone 3

Cause of damage	Area by Crop category (HA)							
	All holders	All crops	Cereals	Pulses	Oilseeds	Vegetables	Root crops	Permanent
All damage	6,009	2,811	697	380	557	38	*	135
Crop disease	907	237	*	*	*	*	-	*
Frost or floods	*	*	-	-	-	-	-	*
Locust	253	*	*	*	*	*	-	*
Shortage of rain	*	*	*	-	*	-	-	*
Too much rain	1,305	*	*	*	*	*	*	*
Wild animals	*	*	*	-	-	-	-	-
Birds	*	*	*	-	*	-	-	*
Hailstone	2,846	1,025	270	124	244	*	*	*
Pests	*	*	-	-	-	-	-	*
Weeds	3,286	968	193	202	186	*	*	*
Others	912	*	*	*	*	-	-	*

Table 3.3 Number of Holders reporting Damaged Crop Area in Hectare by Category of Crops and Cause of Damage

Amhara Region

Cause of damage	Area by Crop category (HA)							
	All holders	All crops	Cereals	Pulses	Oilseeds	Vegetables	Root crops	Permanent
All damage	2,365,990	571,380	209,234	92,025	52,676	11,762	11,826	18,142
Crop disease	68,968	8,568	2,511	845	517	*	*	*
Frost or floods	350,016	25,983	11,277	4,472	2,103	473	876	515
Locust	409,312	60,899	22,590	8,851	7,076	734	1,460	1,786
Shortage of rain	61,141	4,016	1,368	683	*	*	*	*
Too much rain	418,125	27,297	9,148	5,976	2,286	687	421	1,623
Wild animals	102,314	10,476	4,111	1,888	811	*	*	*
Birds	413,558	47,553	15,457	6,192	6,423	2,051	816	1,946
Hailstone	911,428	182,954	68,335	28,243	14,531	3,732	2,702	3,830
Pests	193,298	20,153	8,239	2,478	2,482	285	504	468
Weeds	885,298	99,169	35,805	19,979	8,198	1,464	1,668	3,909
Others	823,063	84,311	30,392	12,420	8,047	1,929	2,306	2,823

Table 3.3.1 Number of Holders reporting Damaged Crop Area in Hectare by Category of Crops and Cause of Damage

North Gondar Zone

Cause of damage	Area by Crop category (HA)							
	All holders	All crops	Cereals	Pulses	Oilseeds	Vegetables	Root crops	Permanent
All damage	365,594	110,577	31,278	16,563	14,161	4,053	2,117	3,163
Crop disease	9,353	*	*	*	*	*	-	-
Frost or floods	72,238	6,323	2,423	1,525	736	*	*	*
Locust	50,235	5,213	1,928	677	922	*	*	*
Shortage of rain	3,842	485	*	*	*	-	-	*
Too much rain	39,330	1,957	505	*	*	*	*	*
Wild animals	4,734	*	*	*	*	*	*	-
Birds	122,310	19,904	5,312	1,142	3,701	1,531	*	1,201
Hailstone	140,894	42,642	11,299	7,661	3,775	1,362	*	318
Pests	26,939	2,888	1,142	344	490	*	*	*
Weeds	132,358	12,612	4,112	2,153	1,999	242	*	233
Others	154,477	16,827	4,009	2,572	2,305	633	372	968

Table 3.3.2 Number of Holders reporting Damaged Crop Area in Hectare by Category of Crops and Cause of Damage

South Gondar Zone

Cause of damage	Area by Crop category (HA)							
	All holders	All crops	Cereals	Pulses	Oilseeds	Vegetables	Root crops	Permanent
All damage	334,914	109,146	43,192	18,830	9,876	1,006	3,906	3,370
Crop disease	15,083	1,617	300	*	-	*	*	-
Frost or floods	42,000	2,935	1,192	469	407	*	181	*
Locust	122,013	24,794	11,126	4,195	2,599	*	*	841
Shortage of rain	9,464	614	291	*	*	-	-	-
Too much rain	75,778	5,075	2,441	851	367	*	*	*
Wild animals	31,207	5,832	2,120	1,114	299	*	*	*
Birds	57,951	5,957	1,999	1,270	763	*	171	*
Hailstone	162,321	32,448	11,976	4,137	2,746	*	1,099	950
Pests	26,698	3,638	1,053	*	*	*	*	*
Weeds	116,961	16,288	6,285	4,241	1,352	*	372	*
Others	92,761	9,948	4,408	1,658	795	*	332	*

Table 3.3.3 Number of Holders reporting Damaged Crop Area in Hectare by Category of Crops and Cause of Damage

North Welo Zone

Cause of damage	Area by Crop category (HA)							
	All holders	All crops	Cereals	Pulses	Oilseeds	Vegetables	Root crops	Permanent
All damage	231,820	55,019	26,781	10,735	2,957	224	679	736
Crop disease	3,454	331	*	*	-	-	-	-
Frost or floods	20,016	685	358	106	*	-	*	*
Locust	11,863	*	282	87	*	-	*	-
Shortage of rain	5,794	*	*	*	*	-	*	*
Too much rain	36,604	2,773	1,067	710	*	-	*	*
Wild animals	11,116	807	316	137	*	-	-	*
Birds	22,958	1,993	893	425	*	-	*	-
Hailstone	151,741	32,680	17,191	6,047	*	*	*	305
Pests	4,203	249	*	*	*	-	-	*
Weeds	97,643	11,250	5,220	2,513	345	*	*	125
Others	36,384	2,651	909	614	*	-	*	*

Table 3.3.4 Number of Holders reporting Damaged Crop Area in Hectare by Category of Crops and Cause of Damage

South Welo Zone

Cause of damage	Area by Crop category (HA)							
	All holders	All crops	Cereals	Pulses	Oilseeds	Vegetables	Root crops	Permanent
All damage	340,045	52,938	15,663	8,508	2,029	*	*	3,239
Crop disease	13,333	*	*	*	-	-	-	*
Frost or floods	51,598	2,959	*	241	*	*	*	*
Locust	22,317	1,455	361	*	*	-	-	*
Shortage of rain	16,262	*	*	*	*	-	-	*
Too much rain	80,523	6,406	1,387	*	*	263	*	*
Wild animals	22,998	656	285	*	*	-	*	*
Birds	41,508	3,025	*	242	*	*	*	*
Hailstone	150,767	16,789	4,622	2,025	492	*	*	*
Pests	10,969	601	*	*	*	-	-	*
Weeds	144,884	11,741	3,863	2,319	514	*	*	*
Others	87,424	6,905	1,601	1,132	287	*	*	101

Table 3.3.5 Number of Holders reporting Damaged Crop Area in Hectare by Category of Crops and Cause of Damage

North Shewa Zone

Cause of damage	Area by Crop category (HA)							
	All holders	All crops	Cereals	Pulses	Oilseeds	Vegetables	Root crops	Permanent
All damage	279,508	60,916	20,569	10,617	3,679	1,925	1,148	2,547
Crop disease	10,052	895	602	*	*	-	-	-
Frost or floods	61,382	5,728	2,454	1,039	169	*	*	*
Locust	22,914	2,412	*	631	-	*	*	*
Shortage of rain	8,800	618	*	*	-	*	*	*
Too much rain	57,923	4,736	1,968	811	*	*	*	226
Wild animals	6,527	*	*	*	*	-	-	*
Birds	46,702	4,438	1,069	714	*	*	*	*
Hailstone	62,322	8,946	3,825	1,634	931	*	*	231
Pests	24,243	2,005	938	336	*	*	*	*
Weeds	126,969	16,158	3,880	3,260	905	*	472	978
Others	127,352	14,602	4,964	1,836	631	*	504	638

Table 3.3.6 Number of Holders reporting Damaged Crop Area in Hectare by Category of Crops and Cause of Damage

East Gojam Zone

Cause of damage	Area by Crop category (HA)							
	All holders	All crops	Cereals	Pulses	Oilseeds	Vegetables	Root crops	Permanent
All damage	276,978	54,051	23,126	10,449	5,302	*	1,344	1,976
Crop disease	10,712	1,525	*	*	*	*	-	-
Frost or floods	49,238	3,772	2,114	590	*	*	*	*
Locust	51,270	5,899	2,119	816	893	*	*	*
Shortage of rain	12,427	860	296	210	*	-	*	-
Too much rain	41,903	2,572	533	621	*	*	*	*
Wild animals	17,483	1,928	564	*	*	*	*	*
Birds	29,868	2,643	1,402	*	*	-	*	*
Hailstone	72,751	6,546	2,634	1,314	318	*	*	*
Pests	26,201	2,459	1,145	*	*	*	61	*
Weeds	105,847	12,464	5,442	2,731	*	*	*	*
Others	121,477	13,383	6,232	2,360	1,714	*	368	323

Table 3.3.7 Number of Holders reporting Damaged Crop Area in Hectare by Category of Crops and Cause of Damage

West Gojam Zone

Cause of damage	Area by Crop category (HA)							
	All holders	All crops	Cereals	Pulses	Oilseeds	Vegetables	Root crops	Permanent
All damage	292,530	55,242	19,770	8,591	6,852	671	1,176	1,349
Crop disease	*	*	-	-	-	-	*	-
Frost or floods	33,695	2,276	613	340	*	*	*	*
Locust	89,002	16,009	4,531	*	2,396	*	*	*
Shortage of rain	*	*	*	*	-	-	-	-
Too much rain	42,982	1,945	629	*	*	*	*	*
Wild animals	4,206	226	*	*	-	-	-	-
Birds	67,896	6,917	2,228	1,768	1,089	*	*	*
Hailstone	55,749	4,984	2,387	1,121	233	*	*	*
Pests	46,190	4,711	2,181	319	547	*	*	*
Weeds	78,152	5,101	1,490	*	505	*	*	105
Others	129,108	12,853	5,533	1,575	1,534	*	229	340

Table 3.3.8 Number of Holders reporting Damaged Crop Area in Hectare by Category of Crops and Cause of Damage

Waghamera Zone

Cause of damage	Area by Crop category (HA)							
	All holders	All crops	Cereals	Pulses	Oilseeds	Vegetables	Root crops	Permanent
All damage	73,317	40,303	15,590	5,449	4,298	*	*	*
Crop disease	5,680	*	*	108	99	-	-	-
Frost or floods	4,347	432	223	119	*	-	-	*
Locust	7,606	969	383	241	103	-	*	*
Shortage of rain	*	*	*	-	-	-	-	-
Too much rain	6,859	783	298	218	*	-	-	*
Wild animals	1,862	139	*	*	*	-	-	-
Birds	8,725	960	376	145	97	-	*	-
Hailstone	54,550	27,646	10,469	3,499	3,001	*	*	*
Pests	*	*	*	-	-	-	-	-
Weeds	29,880	7,325	3,111	897	819	*	*	*
Others	6,325	879	358	*	57	-	-	*

Table 3.3.9 Number of Holders reporting Damaged Crop Area in Hectare by Category of Crops and Cause of Damage

Awii Zone

Cause of damage	Area by Crop category (HA)							
	All holders	All crops	Cereals	Pulses	Oilseeds	Vegetables	Root crops	Permanent
All damage	108,661	15,448	6,263	903	1,383	487	1,023	331
Crop disease	*	*	*	*	-	-	-	-
Frost or floods	10,949	733	354	*	*	-	*	*
Locust	30,574	2,962	1,342	*	*	*	*	*
Shortage of rain	3,160	*	*	*	*	-	-	-
Too much rain	24,479	377	93	*	*	*	*	*
Wild animals	1,597	63	*	-	-	*	-	-
Birds	11,500	1,145	485	*	269	*	*	-
Hailstone	13,260	867	286	*	*	*	*	-
Pests	23,109	3,095	1,291	*	*	*	191	*
Weeds	23,381	909	379	*	*	*	*	*
Others	54,711	5,209	1,940	356	457	*	392	*

Table 3.3.10 Number of Holders reporting Damaged Crop Area in Hectare by Category of Crops and Cause of Damage

Oromia Zone

Cause of damage	Area by Crop category (HA)							
	All holders	All crops	Cereals	Pulses	Oilseeds	Vegetables	Root crops	Permanent
All damage	62,623	17,741	7,003	1,380	2,139	589	*	1,130
Crop disease	-	-	-	-	-	-	-	-
Frost or floods	4,553	141	60	*	*	*	*	10
Locust	1,518	24	*	*	*	-	-	*
Shortage of rain	*	*	-	*	-	-	-	-
Too much rain	11,744	674	227	106	*	*	*	*
Wild animals	582	*	*	-	-	*	-	*
Birds	4,139	572	386	*	*	-	*	*
Hailstone	47,074	9,409	3,647	713	1,074	*	*	514
Pests	4,362	479	*	*	*	*	*	*
Weeds	29,224	5,323	2,023	394	843	244	*	391
Others	13,044	1,054	439	*	93	*	*	*

Table 3.4 Number of Holders reporting Damaged Crop Area in Hectare by Category of Crops and Cause of Damage

Oromia Region

Cause of damage	Area by Crop category (HA)							
	All holders	All crops	Cereals	Pulses	Oilseeds	Vegetables	Root crops	Permanent
All damage	3,354,227	764,664	278,126	63,407	44,071	11,507	12,847	84,583
Crop disease	18,213	1,647	454	*	*	*	-	*
Frost or floods	596,672	66,120	25,227	5,040	6,166	1,114	1,016	6,728
Locust	241,367	38,358	15,870	3,147	3,080	402	553	4,204
Shortage of rain	53,173	3,078	1,090	154	*	*	*	640
Too much rain	778,426	54,555	13,851	3,063	3,209	1,139	1,114	17,948
Wild animals	60,066	2,531	1,099	120	42	*	*	284
Birds	438,015	50,583	19,806	4,167	5,815	632	396	4,380
Hailstone	1,358,689	311,355	115,512	30,882	11,066	4,282	5,779	27,841
Pests	172,074	20,940	10,549	2,035	1,820	124	255	830
Weeds	979,403	106,507	32,650	6,945	4,567	1,948	1,770	10,159
Others	952,930	108,990	42,018	7,672	8,068	1,669	1,782	11,481

Table 3.4.1 Number of Holders reporting Damaged Crop Area in Hectare by Category of Crops and Cause of Damage

West Welega Zone

Cause of damage	Area by Crop category (HA)							
	All holders	All crops	Cereals	Pulses	Oilseeds	Vegetables	Root crops	Permanent
All damage	260,474	37,373	10,241	1,781	3,100	*	278	10,252
Crop disease	*	*	*	*	-	-	-	-
Frost or floods	70,838	5,452	1,219	*	678	*	-	2,071
Locust	19,218	*	*	*	*	*	-	*
Shortage of rain	9,256	*	*	*	-	-	-	*
Too much rain	142,890	12,586	2,552	*	618	*	91	4,034
Wild animals	5,776	122	*	*	*	-	-	*
Birds	28,938	2,201	*	*	51	*	*	399
Hailstone	7,513	*	*	-	*	*	*	*
Pests	9,855	558	266	*	*	*	-	*
Weeds	86,548	6,413	1,821	*	807	*	*	1,174
Others	89,789	6,906	2,089	219	710	*	*	1,678

Table 3.4.2 Number of Holders reporting Damaged Crop Area in Hectare by Category of Crops and Cause of Damage

East Welega Zone

Cause of damage	Area by Crop category (HA)							
	All holders	All crops	Cereals	Pulses	Oilseeds	Vegetables	Root crops	Permanent
All damage	194,032	38,844	16,714	1,197	7,043	1,407	*	2,723
Crop disease	*	*	*	-	*	-	-	-
Frost or floods	39,423	3,921	1,378	*	772	*	*	*
Locust	17,531	1,738	751	*	*	*	*	*
Shortage of rain	2,894	*	*	-	*	*	-	*
Too much rain	57,558	3,234	1,276	*	555	*	*	376
Wild animals	2,920	*	*	-	*	-	-	*
Birds	35,814	3,701	1,468	*	1,197	*	*	*
Hailstone	17,644	*	*	*	*	*	-	*
Pests	24,542	5,736	3,391	*	599	*	-	265
Weeds	58,354	6,649	3,185	*	1,041	*	-	*
Others	97,543	11,859	4,333	791	2,042	*	*	1,129

Table 3.4.3 Number of Holders reporting Damaged Crop Area in Hectare by Category of Crops and Cause of Damage

Illubabor Zone

Cause of damage	Area by Crop category (HA)							
	All holders	All crops	Cereals	Pulses	Oilseeds	Vegetables	Root crops	Permanent
All damage	171,341	41,373	14,851	3,669	3,124	1,160	348	12,087
Crop disease	*	*	-	-	-	*	-	-
Frost or floods	37,874	4,488	956	*	445	*	*	*
Locust	37,758	8,009	3,655	795	*	*	*	1,777
Shortage of rain	*	*	*	-	*	-	-	-
Too much rain	85,918	7,285	2,122	483	237	*	*	3,281
Wild animals	*	85	*	*	-	-	-	*
Birds	29,859	4,034	1,236	*	*	*	*	1,178
Hailstone	30,208	3,033	1,784	*	*	*	*	433
Pests	15,291	2,061	393	*	509	*	*	332
Weeds	22,397	1,425	*	219	*	*	*	405
Others	83,178	10,895	4,153	1,028	495	358	*	3,519

Table 3.4.4 Number of Holders reporting Damaged Crop Area in Hectare by Category of Crops and Cause of Damage

Jimma Zone

Cause of damage	Area by Crop category (HA)							
	All holders	All crops	Cereals	Pulses	Oilseeds	Vegetables	Root crops	Permanent
All damage	334,608	50,397	20,000	2,555	3,715	350	1,204	11,832
Crop disease	-	-	-	-	-	-	-	-
Frost or floods	97,930	10,838	5,529	387	826	*	*	1,771
Locust	23,699	*	*	-	*	-	*	*
Shortage of rain	6,334	530	*	*	*	-	-	*
Too much rain	172,957	11,053	3,856	*	*	*	*	3,594
Wild animals	13,598	350	226	*	*	-	-	*
Birds	56,018	3,195	838	319	*	*	*	1,191
Hailstone	38,577	3,231	1,280	351	*	*	*	*
Pests	19,154	1,428	643	*	*	-	*	*
Weeds	56,960	2,315	882	*	*	*	*	329
Others	114,664	13,974	5,477	*	*	*	322	2,969

Table 3.4.5 Number of Holders reporting Damaged Crop Area in Hectare by Category of Crops and Cause of Damage

West Shewa Zone

Cause of damage	Area by Crop category (HA)							
	All holders	All crops	Cereals	Pulses	Oilseeds	Vegetables	Root crops	Permanent
All damage	256,033	58,789	27,261	3,263	4,643	1,499	*	1,386
Crop disease	*	*	*	*	-	*	-	-
Frost or floods	51,733	4,553	1,595	*	*	*	*	*
Locust	54,266	*	*	*	*	*	-	*
Shortage of rain	6,668	*	*	*	-	*	-	*
Too much rain	33,333	1,331	540	*	206	-	*	-
Wild animals	5,112	203	168	-	*	-	*	-
Birds	53,497	6,385	2,747	303	*	*	*	*
Hailstone	66,319	10,031	4,384	*	*	*	*	*
Pests	25,433	2,657	1,619	*	*	*	-	*
Weeds	69,258	7,629	3,969	*	457	*	*	52
Others	96,449	12,205	5,418	*	634	*	*	*

Table 3.4.6 Number of Holders reporting Damaged Crop Area in Hectare by Category of Crops and Cause of Damage

North Shewa Zone

Cause of damage	Area by Crop category (HA)							
	All holders	All crops	Cereals	Pulses	Oilseeds	Vegetables	Root crops	Permanent
All damage	164,275	43,614	17,324	4,287	2,462	*	428	979
Crop disease	*	*	*	*	-	-	-	-
Frost or floods	34,217	*	*	456	*	*	*	*
Locust	12,090	1,985	350	*	*	-	*	*
Shortage of rain	2,684	115	*	-	-	-	-	-
Too much rain	4,949	177	*	-	*	-	*	*
Wild animals	2,326	*	*	-	-	-	-	-
Birds	34,179	4,346	2,021	121	*	*	*	*
Hailstone	65,557	13,450	5,866	1,150	*	*	*	*
Pests	7,322	792	*	*	*	-	-	-
Weeds	47,767	5,796	2,225	763	*	*	*	*
Others	63,969	10,572	2,927	1,080	189	*	*	*

Table 3.4.7 Number of Holders reporting Damaged Crop Area in Hectare by Category of Crops and Cause of Damage

East Shewa Zone

Cause of damage	Area by Crop category (HA)							
	All holders	All crops	Cereals	Pulses	Oilseeds	Vegetables	Root crops	Permanent
All damage	252,372	108,405	51,867	19,574	1,355	1,017	1,592	*
Crop disease	-	-	-	-	-	-	-	-
Frost or floods	8,498	*	259	*	-	-	-	-
Locust	*	*	*	*	*	-	*	-
Shortage of rain	2,931	115	*	*	-	*	-	-
Too much rain	6,640	461	99	*	*	*	-	-
Wild animals	2,697	55	*	*	-	*	-	-
Birds	16,025	1,377	551	*	*	*	*	-
Hailstone	184,487	87,580	42,394	14,208	793	*	*	*
Pests	14,668	1,801	879	375	-	-	-	-
Weeds	51,441	10,251	5,320	1,959	*	*	*	-
Others	36,345	4,161	1,608	1,246	*	*	*	*

Table 3.4.8 Number of Holders reporting Damaged Crop Area in Hectare by Category of Crops and Cause of Damage

Arsi Zone

Cause of damage	Area by Crop category (HA)							
	All holders	All crops	Cereals	Pulses	Oilseeds	Vegetables	Root crops	Permanent
All damage	379,785	106,736	49,065	7,939	9,457	*	1,651	6,203
Crop disease	*	*	*	*	-	-	-	*
Frost or floods	86,938	11,512	4,295	338	1,368	*	*	*
Locust	10,137	*	*	-	*	-	*	-
Shortage of rain	5,890	335	*	-	*	-	*	*
Too much rain	17,658	1,079	*	*	*	*	*	*
Wild animals	*	*	*	-	-	-	*	-
Birds	45,186	7,203	3,337	*	1,226	-	*	*
Hailstone	190,021	54,771	27,422	*	3,504	*	*	*
Pests	14,435	1,128	641	*	*	*	*	*
Weeds	121,724	14,639	5,238	994	967	*	*	*
Others	116,471	14,290	6,417	594	1,798	*	*	316

Table 3.4.9 Number of Holders reporting Damaged Crop Area in Hectare by Category of Crops and Cause of Damage

West Harerge Zone

Cause of damage	Area by Crop category (HA)							
	All holders	All crops	Cereals	Pulses	Oilseeds	Vegetables	Root crops	Permanent
All damage	275,497	80,355	15,479	2,487	1,730	2,050	1,600	7,054
Crop disease	*	*	-	-	-	-	-	*
Frost or floods	19,344	853	334	*	*	*	*	*
Locust	14,321	*	*	*	*	*	*	*
Shortage of rain	*	*	-	-	-	-	-	*
Too much rain	66,137	4,900	875	*	*	*	*	560
Wild animals	1,140	*	*	-	-	-	-	*
Birds	7,622	368	*	*	-	*	*	*
Hailstone	168,835	36,185	7,867	913	*	*	604	2,333
Pests	7,132	265	*	*	*	-	*	*
Weeds	185,679	34,427	5,553	849	*	765	738	3,478
Others	23,968	1,406	428	*	*	-	*	*

Table 3.4.10 Number of Holders reporting Damaged Crop Area in Hectare by Category of Crops and Cause of Damage

East Harerge Zone

Cause of damage	Area by Crop category (HA)							
	All holders	All crops	Cereals	Pulses	Oilseeds	Vegetables	Root crops	Permanent
All damage	391,052	67,402	11,231	5,777	*	*	3,517	11,870
Crop disease	*	*	-	-	-	-	-	-
Frost or floods	19,854	821	*	*	*	-	*	*
Locust	9,799	*	*	*	-	-	*	*
Shortage of rain	5,376	229	*	*	-	-	*	130
Too much rain	70,257	1,683	399	204	*	-	149	365
Wild animals	*	*	*	-	-	-	*	*
Birds	17,300	*	*	148	-	-	*	*
Hailstone	307,722	50,465	8,451	4,492	*	*	2,658	9,028
Pests	6,560	*	*	*	*	-	*	*
Weeds	125,735	7,462	1,540	487	*	*	257	1,615
Others	47,749	2,476	*	240	*	*	147	358

Table 3.4.11 Number of Holders reporting Damaged Crop Area in Hectare by Category of Crops and Cause of Damage

Bale Zone

Cause of damage	Area by Crop category (HA)							
	All holders	All crops	Cereals	Pulses	Oilseeds	Vegetables	Root crops	Permanent
All damage	356,702	85,644	27,521	4,341	3,749	325	*	9,270
Crop disease	*	*	*	*	-	-	-	-
Frost or floods	70,406	11,930	4,395	*	*	*	*	*
Locust	8,636	*	*	*	*	-	*	*
Shortage of rain	*	*	*	-	-	-	-	*
Too much rain	26,452	*	722	-	-	-	*	*
Wild animals	7,433	132	*	*	-	-	-	*
Birds	76,202	11,787	5,184	*	*	*	*	*
Hailstone	152,313	34,964	8,857	1,807	*	*	*	*
Pests	*	*	*	*	*	-	-	-
Weeds	61,273	4,073	845	*	*	*	*	*
Others	105,484	14,100	5,799	*	*	*	*	*

Table 3.4.12 Number of Holders reporting Damaged Crop Area in Hectare by Category of Crops and Cause of Damage

Borena Zone

Cause of damage	Area by Crop category (HA)							
	All holders	All crops	Cereals	Pulses	Oilseeds	Vegetables	Root crops	Permanent
All damage	62,271	7,685	1,330	554	-	344	*	2,660
Crop disease	*	*	-	-	-	-	-	-
Frost or floods	4,604	211	*	-	-	*	-	*
Locust	*	*	*	*	-	-	-	*
Shortage of rain	*	*	-	-	-	*	-	-
Too much rain	29,610	1,983	175	*	-	*	*	1,148
Wild animals	*	*	-	*	-	-	-	*
Birds	2,613	167	*	*	-	*	-	*
Hailstone	40,193	3,673	758	*	-	93	*	1,043
Pests	*	*	-	*	-	-	-	*
Weeds	22,921	1,155	169	*	-	*	*	218
Others	7,342	374	61	*	-	*	*	*

Table 3.4.13 Number of Holders reporting Damaged Crop Area in Hectare by Category of Crops and Cause of Damage

South West Shewa Zone

Cause of damage	Area by Crop category (HA)							
	All holders	All crops	Cereals	Pulses	Oilseeds	Vegetables	Root crops	Permanent
All damage	126,978	20,155	8,076	5,169	1,308	*	*	461
Crop disease	1,355	*	*	*	*	-	-	-
Frost or floods	36,068	3,595	1,166	1,399	*	*	*	71
Locust	18,431	1,020	353	210	*	*	-	*
Shortage of rain	2,062	*	*	*	-	-	-	-
Too much rain	21,622	447	173	29	*	-	*	*
Wild animals	3,173	*	*	*	*	-	-	*
Birds	25,735	2,742	831	*	*	*	*	*
Hailstone	40,665	4,379	1,879	1,050	*	*	*	*
Pests	16,619	1,986	917	*	*	-	*	*
Weeds	28,106	1,707	*	406	*	*	-	*
Others	47,846	3,976	2,112	686	258	*	*	*

Table 3.4.14 Number of Holders reporting Damaged Crop Area in Hectare by Category of Crops and Cause of Damage

Guji Zone

Cause of damage	Area by Crop category (HA)							
	All holders	All crops	Cereals	Pulses	Oilseeds	Vegetables	Root crops	Permanent
All damage	128,809	17,894	7,166	814	*	497	*	5,323
Crop disease	-	-	-	-	-	-	-	-
Frost or floods	18,945	895	575	*	-	30	*	158
Locust	6,328	357	*	*	*	*	*	*
Shortage of rain	*	*	*	-	-	-	-	-
Too much rain	42,444	3,702	598	*	*	*	*	2,321
Wild animals	898	*	*	*	-	*	-	-
Birds	9,027	633	304	*	-	*	*	71
Hailstone	48,636	7,887	3,966	*	-	*	*	1,512
Pests	*	*	-	-	-	-	*	-
Weeds	41,239	2,564	922	152	*	*	*	808
Others	22,131	1,796	676	*	-	*	*	427

Table 3.5 Number of Holders reporting Damaged Crop Area in Hectare by Category of Crops and Cause of Damage

Somali Region

Cause of damage	Area by Crop category (HA)							
	All holders	All crops	Cereals	Pulses	Oilseeds	Vegetables	Root crops	Permanent
All damage	73,043	25,139	5,910	616	*	*	262	1,318
Crop disease	*	*	-	-	-	-	-	-
Frost or floods	*	*	*	*	-	-	2	*
Locust	*	*	*	-	-	-	-	-
Shortage of rain	-	-	-	-	-	-	-	-
Too much rain	2,149	*	*	*	-	-	1	*
Wild animals	1,261	62	*	*	-	-	-	*
Birds	1,861	*	*	*	-	*	*	*
Hailstone	60,270	21,902	5,401	509	*	*	221	1,131
Pests	*	*	*	-	-	-	-	-
Weeds	12,851	1,344	162	56	*	-	*	47
Others	6,694	567	134	*	*	-	*	*

Table 3.5.1 Number of Holders reporting Damaged Crop Area in Hectare by Category of Crops and Cause of Damage

Shinele Zone

Cause of damage	Area by Crop category (HA)							
	All holders	All crops	Cereals	Pulses	Oilseeds	Vegetables	Root crops	Permanent
All damage	3,056	595	53	-	-	*	38	62
Crop disease	-	-	-	-	-	-	-	-
Frost or floods	112	3	-	-	-	-	2	-
Locust	-	-	-	-	-	-	-	-
Shortage of rain	-	-	-	-	-	-	-	-
Too much rain	547	20	1	-	-	-	1	*
Wild animals	43	2	-	-	-	-	-	*
Birds	62	2	-	-	-	-	*	*
Hailstone	2,655	491	49	-	-	*	32	46
Pests	-	-	-	-	-	-	-	-
Weeds	1,073	72	3	-	-	-	3	13
Others	160	5	*	-	-	-	*	*

Table 3.5.2 Number of Holders reporting Damaged Crop Area in Hectare by Category of Crops and Cause of Damage

Jijiga Zone

Cause of damage	Area by Crop category (HA)							
	All holders	All crops	Cereals	Pulses	Oilseeds	Vegetables	Root crops	Permanent
All damage	64,937	23,772	5,706	542	*	*	222	1,234
Crop disease	*	*	-	-	-	-	-	-
Frost or floods	*	*	*	*	-	-	-	*
Locust	*	*	*	-	-	-	-	-
Shortage of rain	-	-	-	-	-	-	-	-
Too much rain	*	*	*	-	-	-	-	-
Wild animals	*	*	*	-	-	-	-	-
Birds	1,501	*	*	-	-	*	*	-
Hailstone	55,577	20,945	5,269	497	*	*	186	1,071
Pests	*	*	*	-	-	-	-	-
Weeds	10,885	1,211	144	*	*	-	*	*
Others	6,093	542	129	*	*	-	*	*

Table 3.5.3 Number of Holders reporting Damaged Crop Area in Hectare by Category of Crops and Cause of Damage

Liben Zone

Cause of damage	Area by Crop category (HA)							
	All holders	All crops	Cereals	Pulses	Oilseeds	Vegetables	Root crops	Permanent
All damage	5,050	772	*	74	-	-	*	*
Crop disease	*	*	-	-	-	-	-	-
Frost or floods	*	*	*	-	-	-	-	-
Locust	-	-	-	-	-	-	-	-
Shortage of rain	-	-	-	-	-	-	-	-
Too much rain	*	*	*	*	-	-	*	-
Wild animals	541	*	*	*	-	-	-	*
Birds	*	*	*	*	-	-	-	*
Hailstone	2,038	465	*	*	-	-	*	*
Pests	-	-	-	-	-	-	-	-
Weeds	894	60	*	*	-	-	-	*
Others	*	*	*	*	-	-	-	*

Table 3.6 Number of Holders reporting Damaged Crop Area in Hectare by Category of Crops and Cause of Damage

Benishangul – Gumuz Region

Cause of damage	Area by Crop category (HA)							
	All holders	All crops	Cereals	Pulses	Oilseeds	Vegetables	Root crops	Permanent
All damage	106,486	19,110	5,044	1,358	5,177	547	492	2,426
Crop disease	*	*	*	*	*	-	-	-
Frost or floods	32,888	3,207	857	309	810	95	66	301
Locust	11,918	1,093	487	*	345	*	*	*
Shortage of rain	6,849	324	29	*	41	*	*	*
Too much rain	19,570	1,270	296	*	360	*	*	204
Wild animals	4,294	190	*	12	*	*	*	*
Birds	40,671	5,503	956	478	1,586	86	*	653
Hailstone	10,492	540	194	65	132	*	*	38
Pests	7,620	968	290	*	278	*	*	147
Weeds	33,188	2,827	899	147	776	26	103	364
Others	35,243	3,183	1,006	183	769	*	43	394

Table 3.6.1 Number of Holders reporting Damaged Crop Area in Hectare by Category of Crops and Cause of Damage

Metekel Zone

Cause of damage	Area by Crop category (HA)							
	All holders	All crops	Cereals	Pulses	Oilseeds	Vegetables	Root crops	Permanent
All damage	34,230	6,282	1,853	337	1,339	*	118	465
Crop disease	-	-	-	-	-	-	-	-
Frost or floods	8,862	928	*	*	*	*	*	*
Locust	4,350	500	266	-	*	*	*	*
Shortage of rain	4,075	*	*	*	*	-	*	*
Too much rain	3,757	144	*	*	*	*	*	*
Wild animals	*	*	*	*	*	-	-	-
Birds	13,038	1,816	309	152	325	*	*	*
Hailstone	1,710	214	*	*	*	*	*	*
Pests	2,984	572	149	*	*	*	*	*
Weeds	6,636	772	*	*	213	*	*	*
Others	10,317	1,117	370	37	146	*	*	*

Table 3.6.2 Number of Holders reporting Damaged Crop Area in Hectare by Category of Crops and Cause of Damage

Asosa Zone

Cause of damage	Area by Crop category (HA)							
	All holders	All crops	Cereals	Pulses	Oilseeds	Vegetables	Root crops	Permanent
All damage	56,482	8,850	1,957	742	2,611	149	364	1,404
Crop disease	*	*	-	-	*	-	-	-
Frost or floods	17,171	1,276	289	191	287	*	*	213
Locust	6,209	408	*	*	144	*	*	*
Shortage of rain	2,531	*	*	*	*	-	*	*
Too much rain	13,464	860	168	*	226	*	*	143
Wild animals	*	*	*	*	*	-	*	*
Birds	22,092	2,621	401	214	921	*	*	340
Hailstone	7,715	199	49	29	68	*	-	*
Pests	3,558	287	*	-	75	*	*	79
Weeds	23,731	1,737	471	99	479	*	*	277
Others	19,806	1,240	332	101	350	28	*	176

Table 3.6.3 Number of Holders reporting Damaged Crop Area in Hectare by Category of Crops and Cause of Damage

Kemashi Zone

Cause of damage	Area by Crop category (HA)							
	All holders	All crops	Cereals	Pulses	Oilseeds	Vegetables	Root crops	Permanent
All damage	15,774	3,978	1,233	279	1,227	87	*	557
Crop disease	83	*	*	*	*	-	-	-
Frost or floods	6,855	1,003	246	68	302	35	*	68
Locust	1,359	185	*	*	*	*	-	*
Shortage of rain	242	*	*	-	*	*	-	*
Too much rain	2,348	266	114	*	76	*	-	*
Wild animals	756	60	*	*	*	*	*	*
Birds	5,541	1,065	247	112	340	*	*	178
Hailstone	1,067	126	*	*	*	*	-	*
Pests	1,078	108	43	*	*	-	-	37
Weeds	2,821	318	122	*	84	*	*	*
Others	5,121	826	304	45	272	*	-	130

Table 3.7 Number of Holders reporting Damaged Crop Area in Hectare by Category of Crops and Cause of Damage

S.N.N.P Region

Cause of damage	Area by Crop category (HA)							
	All holders	All crops	Cereals	Pulses	Oilseeds	Vegetables	Root crops	Permanent
All damage	1,813,835	190,667	73,566	16,704	2,818	5,427	7,580	21,063
Crop disease	5,493	392	*	*	*	-	*	*
Frost or floods	390,847	19,015	6,904	1,954	219	433	1,135	1,615
Locust	137,845	9,940	3,565	849	*	278	358	1,601
Shortage of rain	55,669	1,352	471	*	*	38	33	129
Too much rain	703,250	21,514	5,285	1,585	232	447	1,264	5,816
Wild animals	40,592	814	243	*	*	*	*	105
Birds	204,227	10,658	4,554	1,195	294	131	306	1,189
Hailstone	648,367	79,200	33,558	7,227	1,252	2,569	2,630	5,598
Pests	122,731	9,452	4,757	615	96	264	559	685
Weeds	385,434	11,654	3,753	766	229	392	354	1,288
Others	473,891	26,676	10,279	2,240	411	821	882	3,031

Table 3.7.1 Number of Holders reporting Damaged Crop Area in Hectare by Category of Crops and Cause of Damage

Gurage Zone

Cause of damage	Area by Crop category (HA)							
	All holders	All crops	Cereals	Pulses	Oilseeds	Vegetables	Root crops	Permanent
All damage	215,746	18,127	8,649	1,252	*	306	383	1,802
Crop disease	*	*	-	-	*	-	*	*
Frost or floods	73,727	2,299	848	*	*	27	*	317
Locust	30,709	*	*	*	*	*	*	*
Shortage of rain	*	*	*	-	-	-	*	-
Too much rain	102,830	2,677	629	*	*	*	*	342
Wild animals	4,008	*	*	*	-	*	-	-
Birds	41,606	2,501	1,067	253	*	-	*	*
Hailstone	43,065	*	*	*	*	*	*	*
Pests	18,799	1,047	665	*	*	*	*	*
Weeds	59,552	1,117	331	*	*	*	*	202
Others	64,907	2,459	1,003	147	*	*	*	301

Table 3.7.2 Number of Holders reporting Damaged Crop Area in Hectare by Category of Crops and Cause of Damage

Hadiya Zone

Cause of damage	Area by Crop category (HA)							
	All holders	All crops	Cereals	Pulses	Oilseeds	Vegetables	Root crops	Permanent
All damage	164,327	19,578	9,681	1,042	247	292	301	1,565
Crop disease	*	*	*	-	-	-	-	-
Frost or floods	28,004	954	498	59	*	*	*	*
Locust	25,359	2,358	963	*	*	*	*	*
Shortage of rain	17,092	480	188	*	-	*	*	*
Too much rain	50,225	1,355	538	*	-	*	*	*
Wild animals	5,810	92	*	*	*	-	*	*
Birds	22,269	1,089	567	*	*	*	*	*
Hailstone	49,419	4,798	2,853	*	*	*	*	*
Pests	29,165	2,970	1,635	*	*	*	*	*
Weeds	42,388	1,503	786	101	*	*	*	47
Others	63,902	3,932	1,592	303	*	*	*	293

Table 3.7.3 Number of Holders reporting Damaged Crop Area in Hectare by Category of Crops and Cause of Damage

Kembata – Tembaro Zone

Cause of damage	Area by Crop category (HA)							
	All holders	All crops	Cereals	Pulses	Oilseeds	Vegetables	Root crops	Permanent
All damage	78,290	4,712	1,631	215	*	*	289	774
Crop disease	-	-	-	-	-	-	-	-
Frost or floods	14,382	567	216	*	-	*	*	*
Locust	12,043	*	75	*	-	*	*	*
Shortage of rain	13,202	246	56	*	-	*	*	41
Too much rain	29,530	635	235	7	*	*	33	134
Wild animals	1,737	*	*	-	-	-	-	*
Birds	5,950	165	35	*	-	*	*	29
Hailstone	11,483	501	*	*	*	*	*	115
Pests	14,798	722	245	*	*	*	97	*
Weeds	4,756	*	*	-	*	*	*	*
Others	31,887	1,274	476	136	*	*	*	173

Table 3.7.4 Number of Holders reporting Damaged Crop Area in Hectare by Category of Crops and Cause of Damage

Sidama Zone

Cause of damage	Area by Crop category (HA)							
	All holders	All crops	Cereals	Pulses	Oilseeds	Vegetables	Root crops	Permanent
All damage	299,426	14,987	2,549	1,273	-	964	851	5,313
Crop disease	*	*	-	*	-	-	*	*
Frost or floods	18,503	340	82	*	-	*	*	95
Locust	29,911	*	*	-	-	*	*	*
Shortage of rain	*	*	*	*	-	-	*	*
Too much rain	118,484	3,062	361	247	-	105	319	1,189
Wild animals	6,199	*	*	*	-	-	*	*
Birds	15,871	632	103	*	-	*	*	*
Hailstone	106,548	4,973	1,139	413	-	*	256	2,000
Pests	5,628	*	*	-	-	*	*	*
Weeds	55,426	1,249	296	*	-	*	*	198
Others	79,002	2,677	280	*	-	*	*	753

Table 3.7.5 Number of Holders reporting Damaged Crop Area in Hectare by Category of Crops and Cause of Damage

Gedio Zone

Cause of damage	Area by Crop category (HA)							
	All holders	All crops	Cereals	Pulses	Oilseeds	Vegetables	Root crops	Permanent
All damage	111,936	6,494	885	231	*	*	117	3,869
Crop disease	-	-	-	-	-	-	-	-
Frost or floods	5,357	102	*	-	-	*	-	42
Locust	*	*	-	-	-	-	-	*
Shortage of rain	*	*	*	-	-	-	-	*
Too much rain	81,219	3,655	357	58	-	*	86	2,654
Wild animals	*	*	*	*	*	*	-	*
Birds	2,871	39	*	-	-	*	-	*
Hailstone	35,918	1,242	186	*	-	*	*	595
Pests	*	*	-	-	*	-	-	*
Weeds	35,379	1,114	*	*	-	*	*	423
Others	12,472	216	*	-	-	*	*	96

Table 3.7.6 Number of Holders reporting Damaged Crop Area in Hectare by Category of Crops and Cause of Damage

Wolaita Zone

Cause of damage	Area by Crop category (HA)							
	All holders	All crops	Cereals	Pulses	Oilseeds	Vegetables	Root crops	Permanent
All damage	195,646	20,092	4,672	1,550	*	*	1,933	1,063
Crop disease	*	*	-	-	-	-	-	-
Frost or floods	44,212	1,774	*	*	-	*	*	*
Locust	17,979	*	*	*	-	-	*	*
Shortage of rain	12,840	141	*	*	-	-	*	*
Too much rain	58,969	1,211	141	*	*	*	*	86
Wild animals	4,298	*	*	*	-	-	-	*
Birds	9,306	*	*	-	-	-	*	*
Hailstone	92,929	11,937	2,766	1,048	*	*	1,139	419
Pests	11,095	788	*	*	-	*	*	*
Weeds	63,793	1,834	286	*	-	*	114	*
Others	25,676	1,048	*	*	-	*	*	*

Table 3.7.7 Number of Holders reporting Damaged Crop Area in Hectare by Category of Crops and Cause of Damage

South Omo Zone

Cause of damage	Area by Crop category (HA)							
	All holders	All crops	Cereals	Pulses	Oilseeds	Vegetables	Root crops	Permanent
All damage	49,216	7,634	2,525	*	106	*	174	229
Crop disease	-	-	-	-	-	-	-	-
Frost or floods	15,366	619	239	*	*	*	*	50
Locust	-	-	-	-	-	-	-	-
Shortage of rain	*	*	*	*	-	-	-	-
Too much rain	13,797	550	193	133	*	*	*	30
Wild animals	1,023	32	*	-	-	-	-	*
Birds	3,931	277	83	*	*	*	*	*
Hailstone	18,673	5,544	1,757	*	*	-	*	*
Pests	860	*	*	*	-	-	-	-
Weeds	6,119	230	98	*	*	-	*	*
Others	6,274	337	118	*	-	*	*	*

Table 3.7.8 Number of Holders reporting Damaged Crop Area in Hectare by Category of Crops and Cause of Damage

Sheka Zone

Cause of damage	Area by Crop category (HA)							
	All holders	All crops	Cereals	Pulses	Oilseeds	Vegetables	Root crops	Permanent
All damage	21,269	1,532	244	234	*	26	41	520
Crop disease	-	-	-	-	-	-	-	-
Frost or floods	8,522	443	51	105	*	*	*	96
Locust	*	*	-	-	-	-	-	*
Shortage of rain	*	*	-	*	-	-	-	-
Too much rain	11,343	454	45	*	-	3	13	267
Wild animals	577	20	*	*	-	-	-	*
Birds	3,706	116	30	*	*	*	*	33
Hailstone	589	14	*	*	-	-	-	*
Pests	*	*	*	*	-	-	-	-
Weeds	1,721	18	*	*	-	*	-	5
Others	6,725	459	*	64	-	*	*	117

Table 3.7.9 Number of Holders reporting Damaged Crop Area in Hectare by Category of Crops and Cause of Damage

Kefa Zone

Cause of damage	Area by Crop category (HA)							
	All holders	All crops	Cereals	Pulses	Oilseeds	Vegetables	Root crops	Permanent
All damage	117,423	16,010	6,287	2,185	*	*	*	1,521
Crop disease	-	-	-	-	-	-	-	-
Frost or floods	51,395	3,889	1,552	818	*	*	*	333
Locust	4,279	*	*	*	-	*	-	*
Shortage of rain	*	*	*	*	-	*	-	-
Too much rain	59,885	2,241	771	231	*	59	44	311
Wild animals	1,488	81	*	*	-	-	-	*
Birds	22,464	1,741	*	245	-	-	*	*
Hailstone	6,642	*	*	58	-	-	*	*
Pests	2,971	*	*	-	-	-	-	*
Weeds	21,182	835	282	*	-	*	*	68
Others	47,753	5,509	2,275	727	-	*	-	601

Table 3.7.10 Number of Holders reporting Damaged Crop Area in Hectare by Category of Crops and Cause of Damage

Gamo Gofa Zone

Cause of damage	Area by Crop category (HA)							
	All holders	All crops	Cereals	Pulses	Oilseeds	Vegetables	Root crops	Permanent
All damage	196,820	22,094	6,745	1,088	*	*	1,991	1,264
Crop disease	*	*	-	-	-	-	-	-
Frost or floods	62,917	3,926	1,159	*	*	*	628	*
Locust	*	*	*	*	-	-	*	-
Shortage of rain	1,176	*	*	-	-	-	*	*
Too much rain	54,460	1,309	445	98	*	*	*	*
Wild animals	3,874	*	*	-	-	-	-	*
Birds	27,917	1,231	490	78	*	*	*	*
Hailstone	93,633	10,554	3,264	358	*	*	489	733
Pests	*	*	*	*	-	-	*	-
Weeds	32,632	811	195	4	-	-	*	*
Others	43,669	2,848	862	*	*	*	*	*

Table 3.7.11 Number of Holders reporting Damaged Crop Area in Hectare by Category of Crops and Cause of Damage

Benchi – Maji Zone								
Cause of damage	Area by Crop category (HA)							
	All holders	All crops	Cereals	Pulses	Oilseeds	Vegetables	Root crops	Permanent
All damage	53,271	2,745	1,216	120	*	*	82	354
Crop disease	-	-	-	-	-	-	-	-
Frost or floods	9,935	531	268	*	-	*	*	74
Locust	-	-	-	-	-	-	-	-
Shortage of rain	*	*	*	-	-	-	-	-
Too much rain	22,727	553	283	*	-	*	*	98
Wild animals	*	*	-	-	-	-	-	*
Birds	13,126	435	193	*	-	*	*	81
Hailstone	5,300	219	*	*	-	*	*	*
Pests	*	*	*	-	-	-	-	*
Weeds	10,324	390	*	*	*	-	*	*
Others	12,755	518	220	*	-	*	*	40

Table 3.7.12 Number of Holders reporting Damaged Crop Area in Hectare by Category of Crops and Cause of Damage

Yem Special Wereda								
Cause of damage	Area by Crop category (HA)							
	All holders	All crops	Cereals	Pulses	Oilseeds	Vegetables	Root crops	Permanent
All damage	12,114	1,771	1,056	228	*	*	*	182
Crop disease	-	-	-	-	-	-	-	-
Frost or floods	3,437	224	111	36	*	*	*	*
Locust	1,988	168	115	20	*	-	-	*
Shortage of rain	-	-	-	-	-	-	-	-
Too much rain	6,389	203	122	11	*	*	*	29
Wild animals	296	*	*	*	-	-	-	*
Birds	2,066	125	63	23	-	-	*	*
Hailstone	1,814	99	50	*	-	-	-	*
Pests	2,775	382	244	32	*	*	*	*
Weeds	2,591	98	61	18	*	*	*	6
Others	5,852	468	288	72	*	*	*	42

Table 3.7.13 Number of Holders reporting Damaged Crop Area in Hectare by Category of Crops and Cause of Damage

Amaro Special Wereda								
Cause of damage	Area by Crop category (HA)							
	All holders	All crops	Cereals	Pulses	Oilseeds	Vegetables	Root crops	Permanent
All damage	14,403	1,640	561	119	-	*	27	242
Crop disease	-	-	-	-	-	-	-	-
Frost or floods	1,186	36	15	*	-	-	*	*
Locust	-	-	-	-	-	-	-	-
Shortage of rain	*	*	*	*	-	-	*	-
Too much rain	6,965	359	116	19	-	*	*	80
Wild animals	*	*	*	-	-	-	-	-
Birds	283	*	*	*	-	-	-	*
Hailstone	7,348	842	273	*	-	*	*	146
Pests	*	*	*	*	-	-	-	*
Weeds	2,181	*	*	*	-	*	-	*
Others	1,440	110	*	*	-	*	*	*

Table 3.7.14 Number of Holders reporting Damaged Crop Area in Hectare by Category of Crops and Cause of Damage

Burji Special Wereda

Cause of damage	Area by Crop category (HA)							
	All holders	All crops	Cereals	Pulses	Oilseeds	Vegetables	Root crops	Permanent
All damage	4,818	580	175	51	*	*	*	47
Crop disease	77	7	6	*	-	-	-	-
Frost or floods	418	18	11	*	-	-	-	*
Locust	-	-	-	-	-	-	-	-
Shortage of rain	-	-	-	-	-	-	-	-
Too much rain	337	3	*	*	-	-	*	*
Wild animals	86	13	*	-	-	-	-	-
Birds	123	12	*	*	-	-	-	-
Hailstone	3,350	366	96	35	*	*	*	31
Pests	306	31	*	*	-	-	-	*
Weeds	1,414	97	43	*	*	*	*	*
Others	577	32	1	*	*	-	-	*

Table 3.7.15 Number of Holders reporting Damaged Crop Area in Hectare by Category of Crops and Cause of Damage

Konso Special Wereda

Cause of damage	Area by Crop category (HA)							
	All holders	All crops	Cereals	Pulses	Oilseeds	Vegetables	Root crops	Permanent
All damage	27,539	6,581	1,970	551	*	*	*	480
Crop disease	*	*	*	-	-	-	-	-
Frost or floods	628	*	*	*	-	-	-	-
Locust	-	-	-	-	-	-	-	-
Shortage of rain	*	*	-	-	-	-	-	-
Too much rain	2,157	*	*	*	-	-	*	*
Wild animals	252	5	*	-	-	-	-	-
Birds	273	*	-	*	*	-	-	*
Hailstone	23,904	5,364	1,553	445	*	*	*	366
Pests	359	50	*	-	-	-	-	*
Weeds	8,943	879	*	80	-	-	*	*
Others	827	*	*	*	-	-	-	*

Table 3.7.16 Number of Holders reporting Damaged Crop Area in Hectare by Category of Crops and Cause of Damage

Derashe Special Wereda

Cause of damage	Area by Crop category (HA)							
	All holders	All crops	Cereals	Pulses	Oilseeds	Vegetables	Root crops	Permanent
All damage	19,842	4,947	2,208	631	-	*	83	311
Crop disease	*	*	*	*	-	-	-	-
Frost or floods	1,078	*	*	*	-	-	*	*
Locust	*	*	*	-	-	-	-	*
Shortage of rain	-	-	-	-	-	-	-	-
Too much rain	2,227	102	*	*	-	*	*	2
Wild animals	*	*	-	-	-	-	-	*
Birds	928	*	*	*	-	*	*	*
Hailstone	17,821	4,220	1,939	487	-	*	*	250
Pests	639	125	*	*	-	-	-	*
Weeds	4,551	274	113	45	-	-	*	11
Others	206	*	*	-	-	-	-	-

Table 3.7.17 Number of Holders reporting Damaged Crop Area in Hectare by Category of Crops and Cause of Damage

Dawro Zone

Cause of damage	Area by Crop category (HA)							
	All holders	All crops	Cereals	Pulses	Oilseeds	Vegetables	Root crops	Permanent
All damage	58,058	7,094	2,816	850	235	192	536	990
Crop disease	-	-	-	-	-	-	-	-
Frost or floods	15,019	1,280	559	114	*	*	74	207
Locust	3,245	158	*	*	*	*	*	*
Shortage of rain	*	*	*	*	-	-	*	*
Too much rain	41,847	2,087	561	430	18	*	147	287
Wild animals	*	*	*	*	-	-	*	*
Birds	9,616	543	279	31	*	*	*	81
Hailstone	13,185	1,265	686	*	*	*	87	186
Pests	5,122	387	160	*	*	*	*	*
Weeds	4,577	121	10	*	*	*	*	*
Others	14,060	1,210	523	117	*	*	101	136

Table 3.7.18 Number of Holders reporting Damaged Crop Area in Hectare by Category of Crops and Cause of Damage

Basketo Special Wereda

Cause of damage	Area by Crop category (HA)							
	All holders	All crops	Cereals	Pulses	Oilseeds	Vegetables	Root crops	Permanent
All damage	8,883	649	363	24	*	-	34	49
Crop disease	-	-	-	-	-	-	-	-
Frost or floods	2,374	102	50	*	*	-	*	6
Locust	-	-	-	-	-	-	-	-
Shortage of rain	*	*	*	*	-	-	-	*
Too much rain	5,707	133	63	5	-	-	6	11
Wild animals	326	5	*	-	-	-	*	*
Birds	1,443	73	50	*	*	-	*	*
Hailstone	3,306	224	135	5	-	-	*	23
Pests	229	13	*	*	-	-	-	-
Weeds	1,143	19	9	*	-	-	*	*
Others	2,016	79	43	*	-	-	*	*

Table 3.7.19 Number of Holders reporting Damaged Crop Area in Hectare by Category of Crops and Cause of Damage

Konta Special Wereda

Cause of damage	Area by Crop category (HA)							
	All holders	All crops	Cereals	Pulses	Oilseeds	Vegetables	Root crops	Permanent
All damage	12,383	1,433	431	184	*	*	77	271
Crop disease	-	-	-	-	-	-	-	-
Frost or floods	4,615	523	147	57	-	*	45	88
Locust	*	*	-	*	-	*	-	*
Shortage of rain	*	*	*	-	-	-	-	*
Too much rain	8,775	263	82	41	*	*	11	54
Wild animals	584	10	*	*	-	*	*	*
Birds	2,670	290	105	*	*	*	*	48
Hailstone	1,568	129	*	*	*	*	*	54
Pests	*	*	-	-	-	-	-	-
Weeds	2,756	99	24	10	-	*	*	12
Others	1,896	112	46	*	*	*	*	10

Table 3.7.20 Number of Holders reporting Damaged Crop Area in Hectare by Category of Crops and Cause of Damage

Silte Zone								
Cause of damage	Area by Crop category (HA)							
	All holders	All crops	Cereals	Pulses	Oilseeds	Vegetables	Root crops	Permanent
All damage	122,928	25,163	14,917	2,289	1,033	*	*	212
Crop disease	*	*	*	*	-	-	-	-
Frost or floods	28,803	1,176	580	97	*	*	*	8
Locust	2,083	49	*	*	-	*	-	*
Shortage of rain	*	*	*	-	*	-	-	-
Too much rain	23,587	479	222	84	-	*	-	*
Wild animals	3,944	58	*	*	*	*	*	*
Birds	13,641	598	343	128	*	*	-	*
Hailstone	89,708	17,779	11,020	1,592	927	*	*	*
Pests	15,149	1,478	753	*	*	*	-	*
Weeds	21,227	435	226	*	*	*	-	*
Others	44,881	2,881	1,594	222	*	*	*	38

Table 3.7.21 Number of Holders reporting Damaged Crop Area in Hectare by Category of Crops and Cause of Damage

Alaba Special Wereda								
Cause of damage	Area by Crop category (HA)							
	All holders	All crops	Cereals	Pulses	Oilseeds	Vegetables	Root crops	Permanent
All damage	29,498	6,805	3,986	838	*	420	*	*
Crop disease	-	-	-	-	-	-	-	-
Frost or floods	967	101	36	*	-	-	-	-
Locust	3,271	*	287	*	-	*	-	-
Shortage of rain	1,781	*	*	*	-	*	-	-
Too much rain	1,792	48	29	*	-	*	-	*
Wild animals	*	*	*	-	-	-	-	-
Birds	4,169	213	100	*	*	*	-	-
Hailstone	22,164	4,599	2,785	562	*	218	*	-
Pests	5,103	550	359	58	*	60	*	-
Weeds	2,778	108	65	*	-	*	-	-
Others	7,113	451	285	33	*	26	*	*

Table 3.8 Number of Holders reporting Damaged Crop Area in Hectare by Category of Crops and Cause of Damage

Harari Region								
Cause of damage	Area by Crop category (HA)							
	All holders	All crops	Cereals	Pulses	Oilseeds	Vegetables	Root crops	Permanent
All damage	14,262	3,696	707	*	248	*	64	696
Crop disease	*	*	-	-	-	-	-	-
Frost or floods	491	*	*	-	-	-	-	*
Locust	384	*	*	-	-	-	-	*
Shortage of rain	*	*	-	-	-	-	-	*
Too much rain	990	50	*	*	*	-	*	5
Wild animals	*	*	-	-	-	-	-	*
Birds	606	*	*	-	*	-	-	*
Hailstone	12,118	3,022	543	*	207	*	*	558
Pests	*	*	-	-	-	-	-	*
Weeds	4,966	429	100	*	*	-	*	99
Others	1,003	73	11	-	*	-	-	*

Table 3.9 Number of Holders reporting Damaged Crop Area in Hectare by Category of Crops and Cause of Damage

Addis Ababa City Administration

Cause of damage	Area by Crop category (HA)							
	All holders	All crops	Cereals	Pulses	Oilseeds	Vegetables	Root crops	Permanent
All damage	2,071	234	49	54	*	*	*	*
Crop disease	-	-	-	-	-	-	-	-
Frost or floods	543	36	9	5	*	-	*	*
Locust	62	2	*	*	-	-	-	-
Shortage of rain	49	*	*	*	-	-	-	-
Too much rain	143	6	*	*	*	*	-	-
Wild animals	-	-	-	-	-	-	-	-
Birds	456	53	5	19	*	*	*	-
Hailstone	96	6	*	*	-	-	-	*
Pests	118	9	*	*	-	-	-	-
Weeds	493	44	13	8	-	*	*	*
Others	900	75	18	19	*	*	*	*

Table 3.10 Number of Holders reporting Damaged Crop Area in Hectare by Category of Crops and Cause of Damage

Dire Dawa City Administration

Cause of damage	Area by Crop category (HA)							
	All holders	All crops	Cereals	Pulses	Oilseeds	Vegetables	Root crops	Permanent
All damage	13,774	3,257	422	162	*	*	*	197
Crop disease	-	-	-	-	-	-	-	-
Frost or floods	346	17	-	*	-	-	-	*
Locust	*	*	*	-	-	-	-	*
Shortage of rain	-	-	-	-	-	-	-	-
Too much rain	665	*	*	-	*	-	-	*
Wild animals	*	*	-	-	-	-	-	-
Birds	159	*	*	-	-	-	-	*
Hailstone	12,990	2,955	379	159	*	*	*	157
Pests	117	*	*	-	-	-	-	*
Weeds	3,521	180	11	*	*	-	*	*
Others	944	33	*	*	-	*	-	*

Table 4 Number of Holders by Type of Farm practice

Ethiopia	
Farm practice	Number of holders reporting
Source of water for irrigation	
River	504,473
Lake	31,823
Pond	86,644
Water pool	47,441
Others	118,071
Method of soil conservation	
Terracing	2,355,350
Water catchments	758,469
A forestation	46,113
Plowing along the contour	4,111,379
Others	1,331,310
Crop rotation to improve soil fertility	8,775,631
Reasons for not participating in extension package	
Ignorance of the advantages	1,421,668
Shortage of money	2,870,415
Suspicion on efficacy	710,173
Programs not available	2,020,978
Insufficient arable land	1,079,808
Others	557,617
Use of services	
Credit	877,630
Advisory	3,600,129
Supplier of Fertilizers	
Government	2,165,739
Private organizations	373,104
Traders	920,642
Others	510,770

Table 4.1 Number of Holders by Type of Farm practice

Tigray Region	
Farm practice	Number of holders reporting
Source of water for irrigation	
River	56,729
Lake	5,780
Pond	14,902
Water pool	26,954
Others	5,634
Method of soil conservation	
Terracing	278,521
Water catchments	174,352
A forestation	2,854
Plowing along the contour	203,913
Others	*
Crop rotation to improve soil fertility	642,773
Reasons for not participating in extension package	
Ignorance of the advantages	72,472
Shortage of money	110,482
Suspicion on efficacy	47,774
Programs not available	43,469
Insufficient arable land	41,485
Others	41,391
Use of services	
Credit	226,746
Advisory	444,163
Supplier of Fertilizers	
Government	215,323
Private organizations	20,831
Traders	7,868
Others	7,962

Table 4.1.1 Number of Holders by Type of Farm practice

West Tigray Zone	
Farm practice	Number of holders reporting
Source of water for irrigation	
River	*
Lake	*
Pond	*
Water pool	-
Others	*
Method of soil conservation	
Terracing	8,974
Water catchments	12,588
A forestation	*
Plowing along the contour	30,035
Others	*
Crop rotation to improve soil fertility	48,439
Reasons for not participating in extension package	
Ignorance of the advantages	11,598
Shortage of money	6,413
Suspicion on efficacy	8,426
Programs not available	14,847
Insufficient arable land	4,898
Others	4,439
Use of services	
Credit	9,129
Advisory	24,395
Supplier of Fertilizers	
Government	4,344
Private organizations	-
Traders	-
Others	*

Table 4.1.2 Number of Holders by Type of Farm practice

Central Tigray Zone	
Farm practice	Number of holders reporting
Source of water for irrigation	
River	8,974
Lake	1,701
Pond	3,197
Water pool	6,274
Others	1,632
Method of soil conservation	
Terracing	86,514
Water catchments	39,099
A forestation	*
Plowing along the contour	72,657
Others	-
Crop rotation to improve soil fertility	194,882
Reasons for not participating in extension package	
Ignorance of the advantages	8,608
Shortage of money	39,859
Suspicion on efficacy	10,158
Programs not available	*
Insufficient arable land	8,639
Others	5,516
Use of services	
Credit	59,678
Advisory	145,061
Supplier of Fertilizers	
Government	75,128
Private organizations	*
Traders	*
Others	*

Table 4.1.3 Number of Holders by Type of Farm practice

East Tigray Zone	
Farm practice	Number of holders reporting
Source of water for irrigation	
River	5,934
Lake	1,008
Pond	5,849
Water pool	10,317
Others	*
Method of soil conservation	
Terracing	38,928
Water catchments	37,688
A forestation	*
Plowing along the contour	29,571
Others	-
Crop rotation to improve soil fertility	104,826
Reasons for not participating in extension package	
Ignorance of the advantages	9,017
Shortage of money	18,076
Suspicion on efficacy	3,598
Programs not available	7,317
Insufficient arable land	4,615
Others	4,911
Use of services	
Credit	42,750
Advisory	77,244
Supplier of Fertilizers	
Government	41,255
Private organizations	1,624
Traders	2,584
Others	*

Table 4.1.4 Number of Holders by Type of Farm practice

South Tigray Zone	
Farm practice	Number of holders reporting
Source of water for irrigation	
River	33,437
Lake	*
Pond	3,159
Water pool	10,047
Others	1,968
Method of soil conservation	
Terracing	81,127
Water catchments	56,166
A forestation	*
Plowing along the contour	42,743
Others	-
Crop rotation to improve soil fertility	175,328
Reasons for not participating in extension package	
Ignorance of the advantages	32,918
Shortage of money	22,593
Suspicion on efficacy	15,249
Programs not available	8,940
Insufficient arable land	17,872
Others	23,795
Use of services	
Credit	73,384
Advisory	116,357
Supplier of Fertilizers	
Government	29,676
Private organizations	*
Traders	*
Others	*

Table 4.1.5 Number of Holders by Type of Farm practice

North West Tigray Zone	
Farm practice	Number of holders reporting
Source of water for irrigation	
River	7,499
Lake	586
Pond	*
Water pool	*
Others	*
Method of soil conservation	
Terracing	62,979
Water catchments	28,810
A forestation	*
Plowing along the contour	28,907
Others	-
Crop rotation to improve soil fertility	119,298
Reasons for not participating in extension package	
Ignorance of the advantages	10,330
Shortage of money	23,542
Suspicion on efficacy	10,342
Programs not available	*
Insufficient arable land	5,461
Others	2,730
Use of services	
Credit	41,805
Advisory	81,107
Supplier of Fertilizers	
Government	64,920
Private organizations	*
Traders	881
Others	*

Table 4.2 Number of Holders by Type of Farm practice

Afar Region	
Farm practice	Number of holders reporting
Source of water for irrigation	
River	7,961
Lake	-
Pond	-
Water pool	*
Others	*
Method of soil conservation	
Terracing	2,718
Water catchments	657
A forestation	*
Plowing along the contour	1,918
Others	1,297
Crop rotation to improve soil fertility	5,785
Reasons for not participating in extension package	
Ignorance of the advantages	2,281
Shortage of money	*
Suspicion on efficacy	*
Programs not available	24,797
Insufficient arable land	*
Others	*
Use of services	
Credit	-
Advisory	*
Supplier of Fertilizers	
Government	*
Private organizations	*
Traders	*
Others	-

Table 4.2.1 Number of Holders by Type of Farm practice

Zone 1	
Farm practice	Number of holders reporting
Source of water for irrigation	
River	6,539
Lake	-
Pond	-
Water pool	*
Others	-
Method of soil conservation	
Terracing	1,418
Water catchments	593
A forestation	-
Plowing along the contour	319
Others	*
Crop rotation to improve soil fertility	524
Reasons for not participating in extension package	
Ignorance of the advantages	1,553
Shortage of money	*
Suspicion on efficacy	*
Programs not available	10,068
Insufficient arable land	-
Others	*
Use of services	
Credit	-
Advisory	*
Supplier of Fertilizers	
Government	-
Private organizations	*
Traders	-
Others	-

Table 4.2.2 Number of Holders by Type of Farm practice

Zone 3	
Farm practice	Number of holders reporting
Source of water for irrigation	1,422
River	-
Lake	-
Pond	-
Water pool	*
Others	
Method of soil conservation	1,300
Terracing	*
Water catchments	*
A forestation	1,599
Plowing along the contour	*
Others	5,261
Crop rotation to improve soil fertility	
Reasons for not participating in extension package	*
Ignorance of the advantages	*
Shortage of money	*
Suspicion on efficacy	14,730
Programs not available	*
Insufficient arable land	*
Others	
Use of services	
Credit	-
Advisory	*
Supplier of Fertilizers	*
Government	*
Private organizations	*
Traders	-
Others	1,422

Table 4.3 Number of Holders by Type of Farm practice

Amhara Region	
Farm practice	Number of holders reporting
Source of water for irrigation	
River	231,145
Lake	8,152
Pond	13,409
Water pool	8,020
Others	53,842
Method of soil conservation	
Terracing	1,131,814
Water catchments	257,037
A forestation	9,048
Plowing along the contour	1,056,009
Others	337,100
Crop rotation to improve soil fertility	2,812,670
Reasons for not participating in extension package	
Ignorance of the advantages	423,638
Shortage of money	637,725
Suspicion on efficacy	222,633
Programs not available	454,668
Insufficient arable land	256,357
Others	148,004
Use of services	
Credit	357,342
Advisory	1,494,534
Supplier of Fertilizers	
Government	425,382
Private organizations	148,244
Traders	105,643
Others	339,928

Table 4.3.1 Number of Holders by Type of Farm practice

North Gonder Zone	
Farm practice	Number of holders reporting
Source of water for irrigation	
River	14,879
Lake	*
Pond	*
Water pool	-
Others	*
Method of soil conservation	
Terracing	125,943
Water catchments	33,530
A forestation	*
Plowing along the contour	169,122
Others	27,467
Crop rotation to improve soil fertility	390,405
Reasons for not participating in extension package	
Ignorance of the advantages	45,539
Shortage of money	122,619
Suspicion on efficacy	50,873
Programs not available	83,044
Insufficient arable land	44,960
Others	31,156
Use of services	
Credit	59,880
Advisory	109,658
Supplier of Fertilizers	
Government	80,182
Private organizations	2,620
Traders	15,203
Others	*

Table 4.3.2 Number of Holders by Type of Farm practice

South Gonder Zone	
Farm practice	Number of holders reporting
Source of water for irrigation	
River	25,639
Lake	*
Pond	2,617
Water pool	-
Others	*
Method of soil conservation	
Terracing	175,616
Water catchments	29,981
A forestation	*
Plowing along the contour	126,799
Others	22,528
Crop rotation to improve soil fertility	371,010
Reasons for not participating in extension package	
Ignorance of the advantages	53,409
Shortage of money	141,959
Suspicion on efficacy	24,356
Programs not available	47,275
Insufficient arable land	44,213
Others	9,319
Use of services	
Credit	37,876
Advisory	150,844
Supplier of Fertilizers	
Government	75,978
Private organizations	*
Traders	8,673
Others	*

Table 4.3.3 Number of Holders by Type of Farm practice

North Welo Zone	
Farm practice	Number of holders reporting
Source of water for irrigation	
River	28,482
Lake	*
Pond	4,442
Water pool	*
Others	4,900
Method of soil conservation	
Terracing	130,813
Water catchments	90,851
A forestation	-
Plowing along the contour	51,390
Others	*
Crop rotation to improve soil fertility	272,998
Reasons for not participating in extension package	
Ignorance of the advantages	71,287
Shortage of money	58,155
Suspicion on efficacy	17,259
Programs not available	44,870
Insufficient arable land	18,569
Others	15,855
Use of services	
Credit	32,449
Advisory	203,209
Supplier of Fertilizers	
Government	19,719
Private organizations	*
Traders	3,312
Others	-

Table 4.3.4 Number of Holders by Type of Farm practice

South Welo Zone	
Farm practice	Number of holders reporting
Source of water for irrigation	
River	38,504
Lake	1,872
Pond	*
Water pool	4,494
Others	8,013
Method of soil conservation	
Terracing	267,930
Water catchments	52,973
A forestation	*
Plowing along the contour	97,752
Others	41,353
Crop rotation to improve soil fertility	458,163
Reasons for not participating in extension package	
Ignorance of the advantages	74,740
Shortage of money	70,343
Suspicion on efficacy	40,391
Programs not available	41,700
Insufficient arable land	33,933
Others	24,993
Use of services	
Credit	44,570
Advisory	337,482
Supplier of Fertilizers	
Government	85,254
Private organizations	*
Traders	4,543
Others	*

Table 4.3.5 Number of Holders by Type of Farm practice

North Shewa Zone	
Farm practice	Number of holders reporting
Source of water for irrigation	
River	23,974
Lake	1,332
Pond	*
Water pool	*
Others	16,224
Method of soil conservation	
Terracing	174,726
Water catchments	9,748
A forestation	*
Plowing along the contour	114,757
Others	30,736
Crop rotation to improve soil fertility	331,722
Reasons for not participating in extension package	
Ignorance of the advantages	61,781
Shortage of money	61,139
Suspicion on efficacy	35,910
Programs not available	124,704
Insufficient arable land	26,025
Others	24,897
Use of services	
Credit	48,401
Advisory	112,095
Supplier of Fertilizers	
Government	39,947
Private organizations	53,359
Traders	17,318
Others	*

Table 4.3.6 Number of Holders by Type of Farm practice

East Gojam Zone	
Farm practice	Number of holders reporting
Source of water for irrigation	
River	30,046
Lake	*
Pond	*
Water pool	*
Others	5,472
Method of soil conservation	
Terracing	81,678
Water catchments	17,884
A forestation	*
Plowing along the contour	203,892
Others	57,939
Crop rotation to improve soil fertility	360,265
Reasons for not participating in extension package	
Ignorance of the advantages	45,407
Shortage of money	61,409
Suspicion on efficacy	10,902
Programs not available	41,552
Insufficient arable land	43,175
Others	11,895
Use of services	
Credit	51,554
Advisory	194,269
Supplier of Fertilizers	
Government	56,395
Private organizations	32,165
Traders	24,586
Others	97,645

Table 4.3.7 Number of Holders by Type of Farm practice

West Gojam Zone	
Farm practice	Number of holders reporting
Source of water for irrigation	
River	28,494
Lake	*
Pond	*
Water pool	*
Others	11,357
Method of soil conservation	
Terracing	85,842
Water catchments	7,647
A forestation	*
Plowing along the contour	179,693
Others	88,487
Crop rotation to improve soil fertility	355,477
Reasons for not participating in extension package	
Ignorance of the advantages	16,750
Shortage of money	57,592
Suspicion on efficacy	22,775
Programs not available	19,936
Insufficient arable land	26,099
Others	4,884
Use of services	
Credit	46,289
Advisory	226,385
Supplier of Fertilizers	
Government	44,127
Private organizations	15,089
Traders	23,570
Others	197,100

Table 4.3.8 Number of Holders by Type of Farm practice

Waghamera Zone	
Farm practice	Number of holders reporting
Source of water for irrigation	
River	1,751
Lake	*
Pond	*
Water pool	1,399
Others	-
Method of soil conservation	
Terracing	39,836
Water catchments	894
A forestation	*
Plowing along the contour	27,872
Others	*
Crop rotation to improve soil fertility	72,839
Reasons for not participating in extension package	
Ignorance of the advantages	13,164
Shortage of money	21,163
Suspicion on efficacy	9,851
Programs not available	18,107
Insufficient arable land	3,945
Others	1,595
Use of services	
Credit	11,258
Advisory	38,948
Supplier of Fertilizers	
Government	*
Private organizations	-
Traders	-
Others	-

Table 4.3.9 Number of Holders by Type of Farm practice

Awi Zone	
Farm practice	Number of holders reporting
Source of water for irrigation	
River	32,851
Lake	*
Pond	-
Water pool	-
Others	964
Method of soil conservation	
Terracing	7,055
Water catchments	*
A forestation	*
Plowing along the contour	78,428
Others	55,419
Crop rotation to improve soil fertility	148,073
Reasons for not participating in extension package	
Ignorance of the advantages	12,562
Shortage of money	38,605
Suspicion on efficacy	3,261
Programs not available	13,649
Insufficient arable land	12,547
Others	13,024
Use of services	
Credit	20,111
Advisory	97,195
Supplier of Fertilizers	
Government	23,375
Private organizations	13,419
Traders	8,438
Others	38,881

Table 4.3.10 Number of Holders by Type of Farm practice

Oromia Zone	
Farm practice	Number of holders reporting
Source of water for irrigation	
River	6,525
Lake	*
Pond	*
Water pool	591
Others	*
Method of soil conservation	
Terracing	42,376
Water catchments	6,805
A forestation	-
Plowing along the contour	6,303
Others	5,290
Crop rotation to improve soil fertility	51,719
Reasons for not participating in extension package	
Ignorance of the advantages	28,998
Shortage of money	4,741
Suspicion on efficacy	7,056
Programs not available	19,832
Insufficient arable land	2,892
Others	10,384
Use of services	
Credit	4,955
Advisory	24,450
Supplier of Fertilizers	
Government	*
Private organizations	*
Traders	-
Others	-

Table 4.4 Number of Holders by Type of Farm practice

Oromia Region	
Farm practice	Number of holders reporting
Source of water for irrigation	
River	153,060
Lake	7,684
Pond	55,824
Water pool	8,413
Others	51,362
Method of soil conservation	
Terracing	630,464
Water catchments	217,697
A forestation	10,497
Plowing along the contour	1,911,711
Others	874,283
Crop rotation to improve soil fertility	3,574,245
Reasons for not participating in extension package	
Ignorance of the advantages	497,214
Shortage of money	1,323,582
Suspicion on efficacy	259,985
Programs not available	1,013,285
Insufficient arable land	385,684
Others	204,882
Use of services	
Credit	241,324
Advisory	1,193,705
Supplier of Fertilizers	
Government	1,176,996
Private organizations	171,790
Traders	338,340
Others	150,850

Table 4.4.1 Number of Holders by Type of Farm practice

West Welega Zone	
Farm practice	Number of holders reporting
Source of water for irrigation	
River	3,907
Lake	*
Pond	*
Water pool	-
Others	*
Method of soil conservation	
Terracing	21,746
Water catchments	*
A forestation	*
Plowing along the contour	184,029
Others	86,913
Crop rotation to improve soil fertility	294,822
Reasons for not participating in extension package	
Ignorance of the advantages	*
Shortage of money	170,330
Suspicion on efficacy	27,056
Programs not available	*
Insufficient arable land	18,700
Others	7,319
Use of services	
Credit	33,115
Advisory	128,039
Supplier of Fertilizers	
Government	88,904
Private organizations	*
Traders	6,379
Others	*

Table 4.4.2 Number of Holders by Type of Farm practice

East Welega Zone	
Farm practice	Number of holders reporting
Source of water for irrigation	
River	4,843
Lake	*
Pond	-
Water pool	-
Others	-
Method of soil conservation	
Terracing	6,237
Water catchments	-
A forestation	*
Plowing along the contour	93,119
Others	119,306
Crop rotation to improve soil fertility	256,801
Reasons for not participating in extension package	
Ignorance of the advantages	*
Shortage of money	108,084
Suspicion on efficacy	29,139
Programs not available	32,546
Insufficient arable land	22,345
Others	15,796
Use of services	
Credit	19,675
Advisory	111,078
Supplier of Fertilizers	
Government	112,262
Private organizations	*
Traders	14,518
Others	*

Table 4.4.3 Number of Holders by Type of Farm practice

Illubabor Zone	
Farm practice	Number of holders reporting
Source of water for irrigation	
River	*
Lake	*
Pond	*
Water pool	-
Others	*
Method of soil conservation	
Terracing	8,848
Water catchments	*
A forestation	-
Plowing along the contour	131,384
Others	34,131
Crop rotation to improve soil fertility	167,668
Reasons for not participating in extension package	
Ignorance of the advantages	10,198
Shortage of money	90,847
Suspicion on efficacy	16,754
Programs not available	23,919
Insufficient arable land	18,989
Others	7,623
Use of services	
Credit	4,550
Advisory	72,932
Supplier of Fertilizers	
Government	29,208
Private organizations	*
Traders	*
Others	*

Table 4.4.4 Number of Holders by Type of Farm practice

Jimma Zone	
Farm practice	Number of holders reporting
Source of water for irrigation	
River	*
Lake	*
Pond	-
Water pool	-
Others	*
Method of soil conservation	
Terracing	45,261
Water catchments	*
A forestation	*
Plowing along the contour	276,138
Others	108,563
Crop rotation to improve soil fertility	427,798
Reasons for not participating in extension package	
Ignorance of the advantages	13,092
Shortage of money	81,665
Suspicion on efficacy	*
Programs not available	174,459
Insufficient arable land	49,798
Others	30,608
Use of services	
Credit	*
Advisory	133,083
Supplier of Fertilizers	
Government	138,490
Private organizations	*
Traders	19,674
Others	*

Table 4.4.5 Number of Holders by Type of Farm practice

West Shewa Zone	
Farm practice	Number of holders reporting
Source of water for irrigation	
River	23,502
Lake	-
Pond	*
Water pool	*
Others	*
Method of soil conservation	
Terracing	29,303
Water catchments	*
A forestation	*
Plowing along the contour	113,828
Others	182,359
Crop rotation to improve soil fertility	322,131
Reasons for not participating in extension package	
Ignorance of the advantages	40,188
Shortage of money	110,176
Suspicion on efficacy	13,228
Programs not available	35,668
Insufficient arable land	50,552
Others	12,511
Use of services	
Credit	19,403
Advisory	118,418
Supplier of Fertilizers	
Government	143,525
Private organizations	*
Traders	28,443
Others	40,526

Table 4.4.6 Number of Holders by Type of Farm practice

North Shewa Zone	
Farm practice	Number of holders reporting
Source of water for irrigation	
River	5,085
Lake	*
Pond	*
Water pool	*
Others	*
Method of soil conservation	
Terracing	74,652
Water catchments	18,251
A forestation	*
Plowing along the contour	75,122
Others	49,524
Crop rotation to improve soil fertility	220,202
Reasons for not participating in extension package	
Ignorance of the advantages	26,341
Shortage of money	82,483
Suspicion on efficacy	16,936
Programs not available	55,439
Insufficient arable land	20,015
Others	16,049
Use of services	
Credit	11,758
Advisory	45,915
Supplier of Fertilizers	
Government	54,473
Private organizations	*
Traders	5,461
Others	14,659

Table 4.4.7 Number of Holders by Type of Farm practice

East Shewa Zone	
Farm practice	Number of holders reporting
Source of water for irrigation	
River	*
Lake	1,191
Pond	-
Water pool	*
Others	*
Method of soil conservation	
Terracing	47,030
Water catchments	13,089
A forestation	*
Plowing along the contour	188,780
Others	*
Crop rotation to improve soil fertility	260,602
Reasons for not participating in extension package	
Ignorance of the advantages	22,906
Shortage of money	102,448
Suspicion on efficacy	13,444
Programs not available	127,325
Insufficient arable land	17,928
Others	20,791
Use of services	
Credit	15,187
Advisory	19,405
Supplier of Fertilizers	
Government	87,931
Private organizations	*
Traders	76,768
Others	*

Table 4.4.8 Number of Holders by Type of Farm practice

Arsi Zone	
Farm practice	Number of holders reporting
Source of water for irrigation	
River	28,936
Lake	*
Pond	*
Water pool	-
Others	*
Method of soil conservation	
Terracing	44,761
Water catchments	7,687
A forestation	-
Plowing along the contour	287,661
Others	119,967
Crop rotation to improve soil fertility	478,743
Reasons for not participating in extension package	
Ignorance of the advantages	59,058
Shortage of money	117,228
Suspicion on efficacy	34,624
Programs not available	93,018
Insufficient arable land	69,321
Others	19,592
Use of services	
Credit	34,943
Advisory	134,956
Supplier of Fertilizers	
Government	212,791
Private organizations	72,752
Traders	81,992
Others	*

Table 4.4.9 Number of Holders by Type of Farm practice

West Harerge Zone	
Farm practice	Number of holders reporting
Source of water for irrigation	
River	27,192
Lake	*
Pond	18,413
Water pool	*
Others	*
Method of soil conservation	
Terracing	123,199
Water catchments	52,879
A forestation	*
Plowing along the contour	91,709
Others	*
Crop rotation to improve soil fertility	179,087
Reasons for not participating in extension package	
Ignorance of the advantages	51,281
Shortage of money	92,653
Suspicion on efficacy	19,262
Programs not available	67,518
Insufficient arable land	16,589
Others	12,248
Use of services	
Credit	4,657
Advisory	76,578
Supplier of Fertilizers	
Government	28,230
Private organizations	*
Traders	*
Others	2,122

Table 4.4.10 Number of Holders by Type of Farm practice

East Harerge Zone	
Farm practice	Number of holders reporting
Source of water for irrigation	
River	29,567
Lake	*
Pond	24,554
Water pool	2,120
Others	24,585
Method of soil conservation	
Terracing	188,218
Water catchments	102,917
A forestation	-
Plowing along the contour	49,221
Others	33,616
Crop rotation to improve soil fertility	235,522
Reasons for not participating in extension package	
Ignorance of the advantages	47,255
Shortage of money	114,298
Suspicion on efficacy	33,371
Programs not available	70,956
Insufficient arable land	32,468
Others	24,977
Use of services	
Credit	18,412
Advisory	64,857
Supplier of Fertilizers	
Government	83,919
Private organizations	*
Traders	51,022
Others	*

Table 4.4.11 Number of Holders by Type of Farm practice

Bale Zone	
Farm practice	Number of holders reporting
Source of water for irrigation	
River	*
Lake	-
Pond	-
Water pool	-
Others	-
Method of soil conservation	
Terracing	*
Water catchments	-
A forestation	-
Plowing along the contour	246,277
Others	52,113
Crop rotation to improve soil fertility	440,166
Reasons for not participating in extension package	
Ignorance of the advantages	94,291
Shortage of money	157,217
Suspicion on efficacy	21,382
Programs not available	163,130
Insufficient arable land	33,360
Others	17,450
Use of services	
Credit	38,681
Advisory	192,324
Supplier of Fertilizers	
Government	142,302
Private organizations	*
Traders	29,503
Others	*

Table 4.4.12 Number of Holders by Type of Farm practice

Borena Zone	
Farm practice	Number of holders reporting
Source of water for irrigation	
River	*
Lake	-
Pond	*
Water pool	*
Others	*
Method of soil conservation	
Terracing	*
Water catchments	875
A forestation	782
Plowing along the contour	18,952
Others	5,021
Crop rotation to improve soil fertility	40,139
Reasons for not participating in extension package	
Ignorance of the advantages	39,792
Shortage of money	15,773
Suspicion on efficacy	4,654
Programs not available	64,859
Insufficient arable land	8,205
Others	*
Use of services	
Credit	2,091
Advisory	12,743
Supplier of Fertilizers	
Government	*
Private organizations	*
Traders	*
Others	*

Table 4.4.13 Number of Holders by Type of Farm practice

South West Shewa Zone	
Farm practice	Number of holders reporting
Source of water for irrigation	
River	9,156
Lake	743
Pond	*
Water pool	*
Others	*
Method of soil conservation	
Terracing	24,749
Water catchments	*
A forestation	*
Plowing along the contour	73,245
Others	59,183
Crop rotation to improve soil fertility	159,162
Reasons for not participating in extension package	
Ignorance of the advantages	24,066
Shortage of money	57,669
Suspicion on efficacy	11,727
Programs not available	16,443
Insufficient arable land	17,963
Others	8,582
Use of services	
Credit	16,340
Advisory	69,319
Supplier of Fertilizers	
Government	43,516
Private organizations	19,437
Traders	17,876
Others	60,939

Table 4.4.14 Number of Holders by Type of Farm practice

Guji Zone	
Farm practice	Number of holders reporting
Source of water for irrigation	
River	*
Lake	1,171
Pond	-
Water pool	*
Others	*
Method of soil conservation	
Terracing	*
Water catchments	*
A forestation	*
Plowing along the contour	82,246
Others	2,482
Crop rotation to improve soil fertility	91,402
Reasons for not participating in extension package	
Ignorance of the advantages	54,772
Shortage of money	22,710
Suspicion on efficacy	3,673
Programs not available	72,416
Insufficient arable land	9,451
Others	8,452
Use of services	
Credit	4,345
Advisory	14,058
Supplier of Fertilizers	
Government	10,301
Private organizations	-
Traders	*
Others	-

Table 4.5 Number of Holders by Type of Farm practice

Somali Region	
Farm practice	Number of holders reporting
Source of water for irrigation	
River	6,112
Lake	*
Pond	18
Water pool	-
Others	*
Method of soil conservation	
Terracing	14,653
Water catchments	5,530
A forestation	*
Plowing along the contour	24,443
Others	*
Crop rotation to improve soil fertility	53,584
Reasons for not participating in extension package	
Ignorance of the advantages	6,107
Shortage of money	*
Suspicion on efficacy	*
Programs not available	94,927
Insufficient arable land	31
Others	*
Use of services	
Credit	*
Advisory	*
Supplier of Fertilizers	
Government	-
Private organizations	*
Traders	1,134
Others	9

Table 4.5.1 Number of Holders by Type of Farm practice

Shinele Zone	
Farm practice	Number of holders reporting
Source of water for irrigation	
River	2,402
Lake	9
Pond	18
Water pool	-
Others	9
Method of soil conservation	
Terracing	2,329
Water catchments	471
A forestation	-
Plowing along the contour	53
Others	9
Crop rotation to improve soil fertility	323
Reasons for not participating in extension package	
Ignorance of the advantages	169
Shortage of money	32
Suspicion on efficacy	-
Programs not available	5,414
Insufficient arable land	31
Others	-
Use of services	
Credit	-
Advisory	72
Supplier of Fertilizers	
Government	-
Private organizations	-
Traders	18
Others	9

Table 4.5.2 Number of Holders by Type of Farm practice

Jijiga Zone	
Farm practice	Number of holders reporting
Source of water for irrigation	
River	*
Lake	*
Pond	-
Water pool	-
Others	*
Method of soil conservation	
Terracing	11,642
Water catchments	4,343
A forestation	-
Plowing along the contour	22,892
Others	*
Crop rotation to improve soil fertility	50,112
Reasons for not participating in extension package	
Ignorance of the advantages	*
Shortage of money	*
Suspicion on efficacy	-
Programs not available	72,361
Insufficient arable land	-
Others	*
Use of services	
Credit	-
Advisory	-
Supplier of Fertilizers	
Government	-
Private organizations	*
Traders	1,116
Others	-

Table 4.5.3 Number of Holders by Type of Farm practice

Liben Zone	
Farm practice	Number of holders reporting
Source of water for irrigation	
River	2,925
Lake	*
Pond	-
Water pool	-
Others	*
Method of soil conservation	
Terracing	*
Water catchments	717
A forestation	*
Plowing along the contour	1,498
Others	*
Crop rotation to improve soil fertility	3,149
Reasons for not participating in extension package	
Ignorance of the advantages	5,672
Shortage of money	*
Suspicion on efficacy	*
Programs not available	17,152
Insufficient arable land	-
Others	*
Use of services	
Credit	*
Advisory	*
Supplier of Fertilizers	
Government	-
Private organizations	-
Traders	-
Others	-

Table 4.6 Number of Holders by Type of Farm practice

Benishangul – Gumuz Region

Farm practice	Number of holders reporting
Source of water for irrigation	
River	4,617
Lake	*
Pond	-
Water pool	-
Others	*
Method of soil conservation	
Terracing	*
Water catchments	14,652
A forestation	*
Plowing along the contour	45,414
Others	7,220
Crop rotation to improve soil fertility	77,939
Reasons for not participating in extension package	
Ignorance of the advantages	19,132
Shortage of money	46,428
Suspicion on efficacy	6,391
Programs not available	35,877
Insufficient arable land	9,420
Others	3,574
Use of services	
Credit	3,453
Advisory	21,688
Supplier of Fertilizers	
Government	4,969
Private organizations	*
Traders	5,031
Others	*

Table 4.6.1 Number of Holders by Type of Farm practice

Metekel Zone

Farm practice	Number of holders reporting
Source of water for irrigation	
River	3,851
Lake	-
Pond	-
Water pool	-
Others	*
Method of soil conservation	
Terracing	*
Water catchments	*
A forestation	*
Plowing along the contour	28,793
Others	*
Crop rotation to improve soil fertility	36,389
Reasons for not participating in extension package	
Ignorance of the advantages	5,701
Shortage of money	12,251
Suspicion on efficacy	2,470
Programs not available	13,290
Insufficient arable land	4,434
Others	732
Use of services	
Credit	2,650
Advisory	11,743
Supplier of Fertilizers	
Government	3,649
Private organizations	*
Traders	4,490
Others	-

Table 4.6.2 Number of Holders by Type of Farm practice

Asosa Zone	
Farm practice	Number of holders reporting
Source of water for irrigation	
River	715
Lake	*
Pond	-
Water pool	-
Others	-
Method of soil conservation	
Terracing	*
Water catchments	12,522
A forestation	*
Plowing along the contour	10,999
Others	2,778
Crop rotation to improve soil fertility	29,509
Reasons for not participating in extension package	
Ignorance of the advantages	8,972
Shortage of money	27,092
Suspicion on efficacy	2,766
Programs not available	19,427
Insufficient arable land	3,222
Others	970
Use of services	
Credit	777
Advisory	7,476
Supplier of Fertilizers	
Government	*
Private organizations	*
Traders	*
Others	*

Table 4.6.3 Number of Holders by Type of Farm practice

Kemashi Zone	
Farm practice	Number of holders reporting
Source of water for irrigation	
River	*
Lake	*
Pond	-
Water pool	-
Others	-
Method of soil conservation	
Terracing	*
Water catchments	*
A forestation	*
Plowing along the contour	5,623
Others	3,275
Crop rotation to improve soil fertility	12,041
Reasons for not participating in extension package	
Ignorance of the advantages	4,458
Shortage of money	7,086
Suspicion on efficacy	1,155
Programs not available	3,159
Insufficient arable land	1,764
Others	1,872
Use of services	
Credit	*
Advisory	2,468
Supplier of Fertilizers	
Government	564
Private organizations	*
Traders	*
Others	*

Table 4.7 Number of Holders by Type of Farm practice

S.N.N.P Region	
Farm practice	Number of holders reporting
Source of water for irrigation	
River	40,642
Lake	9,627
Pond	*
Water pool	3,813
Others	4,723
Method of soil conservation	
Terracing	275,091
Water catchments	82,496
A forestation	22,561
Plowing along the contour	863,571
Others	108,475
Crop rotation to improve soil fertility	1,600,951
Reasons for not participating in extension package	
Ignorance of the advantages	397,176
Shortage of money	743,910
Suspicion on efficacy	170,410
Programs not available	345,395
Insufficient arable land	382,457
Others	154,648
Use of services	
Credit	46,303
Advisory	441,101
Supplier of Fertilizers	
Government	341,012
Private organizations	28,856
Traders	453,624
Others	11,287

Table 4.7.1 Number of Holders by Type of Farm practice

Gurage Zone	
Farm practice	Number of holders reporting
Source of water for irrigation	
River	1,663
Lake	1,146
Pond	-
Water pool	*
Others	*
Method of soil conservation	
Terracing	47,176
Water catchments	*
A forestation	*
Plowing along the contour	79,010
Others	11,779
Crop rotation to improve soil fertility	180,961
Reasons for not participating in extension package	
Ignorance of the advantages	49,454
Shortage of money	73,556
Suspicion on efficacy	18,707
Programs not available	23,927
Insufficient arable land	41,043
Others	5,332
Use of services	
Credit	*
Advisory	58,713
Supplier of Fertilizers	
Government	103,139
Private organizations	*
Traders	27,036
Others	*

Table 4.7.2 Number of Holders by Type of Farm practice

Hadiya Zone	
Farm practice	Number of holders reporting
Source of water for irrigation	
River	-
Lake	*
Pond	-
Water pool	*
Others	-
Method of soil conservation	
Terracing	22,542
Water catchments	-
A forestation	*
Plowing along the contour	126,576
Others	*
Crop rotation to improve soil fertility	183,139
Reasons for not participating in extension package	
Ignorance of the advantages	37,972
Shortage of money	60,068
Suspicion on efficacy	11,652
Programs not available	37,756
Insufficient arable land	22,639
Others	8,231
Use of services	
Credit	4,076
Advisory	20,773
Supplier of Fertilizers	
Government	58,775
Private organizations	5,296
Traders	90,493
Others	4,346

Table 4.7.3 Number of Holders by Type of Farm practice

Kembata – Tembaro Zone	
Farm practice	Number of holders reporting
Source of water for irrigation	
River	*
Lake	*
Pond	-
Water pool	-
Others	*
Method of soil conservation	
Terracing	21,053
Water catchments	*
A forestation	*
Plowing along the contour	70,599
Others	*
Crop rotation to improve soil fertility	104,901
Reasons for not participating in extension package	
Ignorance of the advantages	16,007
Shortage of money	42,480
Suspicion on efficacy	8,566
Programs not available	*
Insufficient arable land	24,551
Others	19,536
Use of services	
Credit	2,835
Advisory	11,762
Supplier of Fertilizers	
Government	11,923
Private organizations	*
Traders	62,910
Others	*

Table 4.7.4 Number of Holders by Type of Farm practice

Sidama Zone	
Farm practice	Number of holders reporting
Source of water for irrigation	
River	*
Lake	2,272
Pond	-
Water pool	*
Others	-
Method of soil conservation	
Terracing	15,610
Water catchments	6,620
A forestation	6,140
Plowing along the contour	67,201
Others	*
Crop rotation to improve soil fertility	181,063
Reasons for not participating in extension package	
Ignorance of the advantages	60,604
Shortage of money	95,674
Suspicion on efficacy	31,748
Programs not available	107,762
Insufficient arable land	65,797
Others	46,127
Use of services	
Credit	10,133
Advisory	57,044
Supplier of Fertilizers	
Government	34,088
Private organizations	*
Traders	96,505
Others	*

Table 4.7.5 Number of Holders by Type of Farm practice

Gedio Zone	
Farm practice	Number of holders reporting
Source of water for irrigation	
River	*
Lake	*
Pond	-
Water pool	-
Others	-
Method of soil conservation	
Terracing	*
Water catchments	*
A forestation	2,290
Plowing along the contour	4,072
Others	5,110
Crop rotation to improve soil fertility	43,939
Reasons for not participating in extension package	
Ignorance of the advantages	28,686
Shortage of money	25,132
Suspicion on efficacy	13,129
Programs not available	5,610
Insufficient arable land	48,089
Others	9,392
Use of services	
Credit	3,803
Advisory	26,425
Supplier of Fertilizers	
Government	8,324
Private organizations	-
Traders	*
Others	-

Table 4.7.6 Number of Holders by Type of Farm practice

Wolaita Zone	
Farm practice	Number of holders reporting
Source of water for irrigation	
River	*
Lake	1,384
Pond	-
Water pool	*
Others	*
Method of soil conservation	
Terracing	30,099
Water catchments	*
A forestation	*
Plowing along the contour	121,789
Others	8,464
Crop rotation to improve soil fertility	221,969
Reasons for not participating in extension package	
Ignorance of the advantages	15,239
Shortage of money	108,780
Suspicion on efficacy	18,447
Programs not available	21,344
Insufficient arable land	53,713
Others	9,306
Use of services	
Credit	3,710
Advisory	76,810
Supplier of Fertilizers	
Government	23,341
Private organizations	1,375
Traders	120,799
Others	-

Table 4.7.7 Number of Holders by Type of Farm practice

South Omo Zone	
Farm practice	Number of holders reporting
Source of water for irrigation	
River	580
Lake	*
Pond	-
Water pool	-
Others	*
Method of soil conservation	
Terracing	*
Water catchments	*
A forestation	*
Plowing along the contour	18,209
Others	3,213
Crop rotation to improve soil fertility	29,886
Reasons for not participating in extension package	
Ignorance of the advantages	33,290
Shortage of money	20,253
Suspicion on efficacy	4,100
Programs not available	17,472
Insufficient arable land	3,515
Others	4,999
Use of services	
Credit	*
Advisory	2,850
Supplier of Fertilizers	
Government	*
Private organizations	-
Traders	-
Others	-

Table 4.7.8 Number of Holders by Type of Farm practice

Sheka Zone	
Farm practice	Number of holders reporting
Source of water for irrigation	
River	165
Lake	*
Pond	-
Water pool	-
Others	-
Method of soil conservation	
Terracing	*
Water catchments	*
A forestation	*
Plowing along the contour	9,801
Others	*
Crop rotation to improve soil fertility	15,324
Reasons for not participating in extension package	
Ignorance of the advantages	6,740
Shortage of money	6,606
Suspicion on efficacy	4,022
Programs not available	3,415
Insufficient arable land	6,376
Others	912
Use of services	
Credit	933
Advisory	8,177
Supplier of Fertilizers	
Government	*
Private organizations	-
Traders	-
Others	-

Table 4.7.9 Number of Holders by Type of Farm practice

Keffa Zone	
Farm practice	Number of holders reporting
Source of water for irrigation	
River	*
Lake	*
Pond	-
Water pool	-
Others	*
Method of soil conservation	
Terracing	*
Water catchments	*
A forestation	*
Plowing along the contour	78,756
Others	*
Crop rotation to improve soil fertility	120,061
Reasons for not participating in extension package	
Ignorance of the advantages	21,845
Shortage of money	44,246
Suspicion on efficacy	11,714
Programs not available	16,884
Insufficient arable land	27,935
Others	8,506
Use of services	
Credit	6,577
Advisory	49,431
Supplier of Fertilizers	
Government	5,387
Private organizations	-
Traders	-
Others	-

Table 4.7.10 Number of Holders by Type of Farm practice

Gamo Gofa Zone	
Farm practice	Number of holders reporting
Source of water for irrigation	
River	19,975
Lake	1,215
Pond	*
Water pool	-
Others	-
Method of soil conservation	
Terracing	46,116
Water catchments	24,658
A forestation	*
Plowing along the contour	71,502
Others	24,261
Crop rotation to improve soil fertility	154,312
Reasons for not participating in extension package	
Ignorance of the advantages	57,333
Shortage of money	75,161
Suspicion on efficacy	15,002
Programs not available	67,103
Insufficient arable land	24,893
Others	18,725
Use of services	
Credit	*
Advisory	32,033
Supplier of Fertilizers	
Government	*
Private organizations	-
Traders	1,133
Others	-

Table 4.7.11 Number of Holders by Type of Farm practice

Benchi – Maji Zone	
Farm practice	Number of holders reporting
Source of water for irrigation	
River	-
Lake	*
Pond	-
Water pool	*
Others	-
Method of soil conservation	
Terracing	*
Water catchments	*
A forestation	*
Plowing along the contour	65,440
Others	-
Crop rotation to improve soil fertility	52,723
Reasons for not participating in extension package	
Ignorance of the advantages	10,815
Shortage of money	57,927
Suspicion on efficacy	10,454
Programs not available	1,642
Insufficient arable land	15,459
Others	5,311
Use of services	
Credit	*
Advisory	22,246
Supplier of Fertilizers	
Government	7,461
Private organizations	-
Traders	-
Others	-

Table 4.7.12 Number of Holders by Type of Farm practice

Yem Special Wereda	
Farm practice	Number of holders reporting
Source of water for irrigation	
River	235
Lake	*
Pond	*
Water pool	-
Others	-
Method of soil conservation	
Terracing	1,894
Water catchments	117
A forestation	*
Plowing along the contour	5,516
Others	6,226
Crop rotation to improve soil fertility	13,918
Reasons for not participating in extension package	
Ignorance of the advantages	1,251
Shortage of money	5,030
Suspicion on efficacy	922
Programs not available	*
Insufficient arable land	2,722
Others	719
Use of services	
Credit	393
Advisory	4,678
Supplier of Fertilizers	
Government	7,629
Private organizations	*
Traders	517
Others	*

Table 4.7.13 Number of Holders by Type of Farm practice

Amaro Special Wereda	
Farm practice	Number of holders reporting
Source of water for irrigation	
River	4,779
Lake	*
Pond	*
Water pool	-
Others	*
Method of soil conservation	
Terracing	3,193
Water catchments	861
A forestation	*
Plowing along the contour	12,569
Others	3,244
Crop rotation to improve soil fertility	19,689
Reasons for not participating in extension package	
Ignorance of the advantages	8,797
Shortage of money	9,787
Suspicion on efficacy	930
Programs not available	3,056
Insufficient arable land	2,706
Others	441
Use of services	
Credit	*
Advisory	1,831
Supplier of Fertilizers	
Government	292
Private organizations	-
Traders	-
Others	-

Table 4.7.14 Number of Holders by Type of Farm practice

Burji Special Wereda	
Farm practice	Number of holders reporting
Source of water for irrigation	
River	74
Lake	*
Pond	-
Water pool	-
Others	70
Method of soil conservation	
Terracing	760
Water catchments	72
A forestation	-
Plowing along the contour	4,200
Others	2,488
Crop rotation to improve soil fertility	6,469
Reasons for not participating in extension package	
Ignorance of the advantages	832
Shortage of money	2,440
Suspicion on efficacy	315
Programs not available	3,576
Insufficient arable land	869
Others	487
Use of services	
Credit	*
Advisory	483
Supplier of Fertilizers	
Government	67
Private organizations	*
Traders	-
Others	-

Table 4.7.15 Number of Holders by Type of Farm practice

Konso Special Wereda	
Farm practice	Number of holders reporting
Source of water for irrigation	
River	*
Lake	-
Pond	*
Water pool	-
Others	-
Method of soil conservation	
Terracing	23,442
Water catchments	2,809
A forestation	*
Plowing along the contour	4,353
Others	*
Crop rotation to improve soil fertility	14,426
Reasons for not participating in extension package	
Ignorance of the advantages	2,775
Shortage of money	15,242
Suspicion on efficacy	1,902
Programs not available	8,481
Insufficient arable land	4,502
Others	1,139
Use of services	
Credit	491
Advisory	2,015
Supplier of Fertilizers	
Government	-
Private organizations	-
Traders	-
Others	-

Table 4.7.16 Number of Holders by Type of Farm practice

Derashe Special Wereda	
Farm practice	Number of holders reporting
Source of water for irrigation	
River	387
Lake	-
Pond	-
Water pool	-
Others	*
Method of soil conservation	
Terracing	3,892
Water catchments	6,106
A forestation	-
Plowing along the contour	10,663
Others	*
Crop rotation to improve soil fertility	18,627
Reasons for not participating in extension package	
Ignorance of the advantages	12,666
Shortage of money	3,333
Suspicion on efficacy	2,210
Programs not available	2,881
Insufficient arable land	1,020
Others	*
Use of services	
Credit	-
Advisory	273
Supplier of Fertilizers	
Government	*
Private organizations	-
Traders	-
Others	*

Table 4.7.17 Number of Holders by Type of Farm practice

Dawro Zone	
Farm practice	Number of holders reporting
Source of water for irrigation	
River	-
Lake	*
Pond	*
Water pool	-
Others	*
Method of soil conservation	
Terracing	4,473
Water catchments	*
A forestation	*
Plowing along the contour	33,645
Others	7,525
Crop rotation to improve soil fertility	57,173
Reasons for not participating in extension package	
Ignorance of the advantages	16,116
Shortage of money	18,301
Suspicion on efficacy	6,857
Programs not available	9,547
Insufficient arable land	17,761
Others	948
Use of services	
Credit	*
Advisory	11,394
Supplier of Fertilizers	
Government	2,294
Private organizations	-
Traders	-
Others	-

Table 4.7.18 Number of Holders by Type of Farm practice

Basketo Special Wereda	
Farm practice	Number of holders reporting
Source of water for irrigation	
River	-
Lake	*
Pond	-
Water pool	-
Others	-
Method of soil conservation	
Terracing	-
Water catchments	*
A forestation	*
Plowing along the contour	3,719
Others	718
Crop rotation to improve soil fertility	8,114
Reasons for not participating in extension package	
Ignorance of the advantages	1,896
Shortage of money	5,056
Suspicion on efficacy	760
Programs not available	688
Insufficient arable land	639
Others	145
Use of services	
Credit	445
Advisory	2,566
Supplier of Fertilizers	
Government	549
Private organizations	-
Traders	-
Others	*

Table 4.7.19 Number of Holders by Type of Farm practice

Konta Special Wereda	
Farm practice	Number of holders reporting
Source of water for irrigation	
River	-
Lake	*
Pond	-
Water pool	-
Others	-
Method of soil conservation	
Terracing	-
Water catchments	-
A forestation	*
Plowing along the contour	12,068
Others	*
Crop rotation to improve soil fertility	15,106
Reasons for not participating in extension package	
Ignorance of the advantages	3,442
Shortage of money	7,503
Suspicion on efficacy	828
Programs not available	1,319
Insufficient arable land	1,965
Others	590
Use of services	
Credit	*
Advisory	6,633
Supplier of Fertilizers	
Government	167
Private organizations	-
Traders	-
Others	-

Table 4.7.20 Number of Holders by Type of Farm practice

Silte Zone	
Farm practice	Number of holders reporting
Source of water for irrigation	
River	*
Lake	*
Pond	*
Water pool	*
Others	-
Method of soil conservation	
Terracing	45,614
Water catchments	15,766
A forestation	*
Plowing along the contour	44,537
Others	*
Crop rotation to improve soil fertility	128,657
Reasons for not participating in extension package	
Ignorance of the advantages	*
Shortage of money	46,248
Suspicion on efficacy	6,231
Programs not available	*
Insufficient arable land	15,752
Others	11,985
Use of services	
Credit	*
Advisory	39,129
Supplier of Fertilizers	
Government	68,068
Private organizations	829
Traders	39,604
Others	*

Table 4.7.21 Number of Holders by Type of Farm practice

Alaba Special Wereda	
Farm practice	Number of holders reporting
Source of water for irrigation	
River	*
Lake	*
Pond	-
Water pool	-
Others	-
Method of soil conservation	
Terracing	6,732
Water catchments	*
A forestation	-
Plowing along the contour	19,347
Others	*
Crop rotation to improve soil fertility	30,491
Reasons for not participating in extension package	
Ignorance of the advantages	2,389
Shortage of money	21,087
Suspicion on efficacy	1,914
Programs not available	*
Insufficient arable land	509
Others	1,043
Use of services	
Credit	1,466
Advisory	5,834
Supplier of Fertilizers	
Government	7,720
Private organizations	*
Traders	11,370
Others	*

Table 4.8 Number of Holders by Type of Farm practice

Harari Region	
Farm practice	Number of holders reporting
Source of water for irrigation	
River	1,237
Lake	*
Pond	499
Water pool	*
Others	*
Method of soil conservation	
Terracing	6,944
Water catchments	4,678
A forestation	*
Plowing along the contour	1,265
Others	-
Crop rotation to improve soil fertility	2,859
Reasons for not participating in extension package	
Ignorance of the advantages	1,531
Shortage of money	2,918
Suspicion on efficacy	1,479
Programs not available	1,471
Insufficient arable land	1,695
Others	1,046
Use of services	
Credit	*
Advisory	953
Supplier of Fertilizers	
Government	1,097
Private organizations	*
Traders	5,826
Others	*

Table 4.9 Number of Holders by Type of Farm practice

Addis Ababa City Administration	
Farm practice	Number of holders reporting
Source of water for irrigation	
River	59
Lake	-
Pond	-
Water pool	-
Others	57
Method of soil conservation	
Terracing	81
Water catchments	27
A forestation	*
Plowing along the contour	1,649
Others	2,475
Crop rotation to improve soil fertility	4,247
Reasons for not participating in extension package	
Ignorance of the advantages	387
Shortage of money	284
Suspicion on efficacy	162
Programs not available	2,227
Insufficient arable land	410
Others	1,312
Use of services	
Credit	*
Advisory	82
Supplier of Fertilizers	
Government	308
Private organizations	415
Traders	2,779
Others	220

Table 4.10 Number of Holders by Type of Farm practice

Dire Dawa City Administrative Council

Farm practice	Number of holders reporting
Source of water for irrigation	
River	2,913
Lake	*
Pond	1,290
Water pool	-
Others	1,578
Method of soil conservation	
Terracing	12,186
Water catchments	1,343
A forestation	*
Plowing along the contour	1,485
Others	-
Crop rotation to improve soil fertility	579
Reasons for not participating in extension package	
Ignorance of the advantages	1,731
Shortage of money	4,491
Suspicion on efficacy	870
Programs not available	4,862
Insufficient arable land	1,730
Others	2,545
Use of services	
Credit	2,364
Advisory	1,200
Supplier of Fertilizers	
Government	343
Private organizations	-
Traders	230
Others	-

APPENDIX I

ESTIMATION PROCEDURES OF TOTALS, RATIOS AND SAMPLING ERRORS

APPENDIX I

Estimation Procedures of Totals, Ratios and Sampling Errors

The following formulas were used to estimate total area of land under specific crop, total holders, quantity of fertilizer applied and seed sowed, and ratios in a stratum.

1. For Estimating Total Area of Land Under Specific Crop:

$$\hat{A}_h = \sum_{i=1}^{n_h} W_{hi} \sum_{j=1}^{h_{hi}} a_{hij} = \sum_{i=1}^{n_h} W_{hi} a_{hi}$$

in which, $W_{hi} = \frac{M_h H_{hi}}{n_h m_{hi} h_{hi}}$ is the basic weight.

Where:

h represents the stratum

n_h is the total number of sample EAs successfully covered in the h^{th} stratum.

M_h is the measure of size of the h^{th} stratum as obtained from the sampling frame.

m_{hi} is the measure of size of the i^{th} sample EA in the h^{th} stratum obtained from the sampling frame.

H_{hi} is the total number of agricultural households of the i^{th} sample EA in the h^{th} stratum.

h_{hi} is the number of sample agricultural households successfully covered in the i^{th} sample EA in the h^{th} stratum.

a_{hij} is the value of area for agricultural households j , in the i^{th} EA in the h^{th} stratum under a specific crop.

a_{hi} is the sample total area under specific crop for EA i in stratum h .

\hat{A}_h estimate of total area under specific crop in stratum h .

2. For Estimating Total Number of Holders:

$$\hat{Y}_h = \sum_{i=1}^{n_h} W_{hi} y_{hi}$$

Where:

y_{hi} is the sample total number of holders of i^{th} EA in the h^{th} stratum.

\hat{Y}_h is estimate of total number of holders for the h^{th} stratum.

W_{hi} is as defined above.

3. For Estimating Quantity of Fertilizer and seed in Stratum h:

$$\hat{Q}_h = \sum_{i=1}^{n_h} W_{hi} q_{hi}$$

where,

\hat{Q}_h is estimate of total quantity of a specific fertilizer applied or seed sowed for a specific crop land in the h^{th} stratum.

q_{hi} is the sample total of a specific fertilizer applied or seed sowed for a specific crop land in the i^{th} EA in the h^{th} stratum.

W_{hi} is as defined above.

4. For Estimating Ratios in Stratum h:

$$\hat{R}_h = \frac{\hat{Z}_h}{\hat{X}_h},$$

Where, the numerator and denominator are estimates of domain totals for characteristic z and x, respectively.

5. Sampling Variance of Estimates:

Sampling variance for the estimate of stratum total of area for a specific crop and holders, and ratios are estimated by the following formulas.

$$Var(\hat{A}_h) = (1 - f_h) \frac{n_h}{n_h - 1} \sum_{i=1}^{n_h} \left(\hat{A}_{hi} - \frac{\hat{A}_h}{n_h} \right)^2 + f_h \sum_{i=1}^{n_h} (1 - f_{hi}) \left(\frac{h_{hi}}{h_{hi} - 1} \right) \sum_{j=1}^{h_{hi}} \left(\hat{A}_{hij} - \frac{\hat{A}_{hi}}{h_{hi}} \right)^2$$

$$\begin{aligned}
Var(\hat{Y}_h) &= (1 - f_h) \frac{n_h}{n_h - 1} \sum_{i=1}^{n_h} \left(\hat{Y}_{hi} - \frac{\hat{Y}_h}{n_h} \right)^2 + f_h \sum_{i=1}^{n_h} (1 - f_{hi}) \left(\frac{h_{hi}}{h_{hi} - 1} \right) \sum_{j=1}^{h_{hi}} \left(\hat{Y}_{hij} - \frac{\hat{Y}_{hi}}{h_{hi}} \right)^2 \\
Var(\hat{Q}_h) &= (1 - f_h) \frac{n_h}{n_h - 1} \sum_{i=1}^{n_h} \left(\hat{Q}_{hi} - \frac{\hat{Q}_h}{n_h} \right)^2 + f_h \sum_{i=1}^{n_h} (1 - f_{hi}) \left(\frac{h_{hi}}{h_{hi} - 1} \right) \sum_{j=1}^{h_{hi}} \left(\hat{Q}_{hij} - \frac{\hat{Q}_{hi}}{h_{hi}} \right)^2 \\
Var(\hat{R}_h) &= \frac{1}{\hat{X}_h^2} \left[Var(\hat{Z}_h) + \hat{R}_h^2 Var(\hat{X}_h) - 2\hat{R}_h Cov(\hat{Z}_h, \hat{X}_h) \right]
\end{aligned}$$

Where,

$$Cov(\hat{Z}_h, \hat{X}_h) = (1 - f_h) \frac{n_h}{n_h - 1} \sum_{i=1}^{n_h} \left(\hat{Z}_{hi} - \frac{\hat{Z}_h}{n_h} \right) \left(\hat{X}_{hi} - \frac{\hat{X}_h}{n_h} \right) + f_h \sum_{i=1}^{n_h} (1 - f_{hi}) \left(\frac{h_{hi}}{h_{hi} - 1} \right) \sum_{j=1}^{h_{hi}} \left(\hat{Z}_{hij} - \frac{\hat{Z}_{hi}}{h_{hi}} \right) \left(\hat{X}_{hij} - \frac{\hat{X}_{hi}}{h_{hi}} \right)$$

f_h = average first stage probability of selection of EAs within stratum h .

$f_{hi} = \frac{h_{hi}}{H_{hi}}$ = average second stage probability of selection within the i^{th} sample EA in stratum h .

$\hat{A}_{hi}, \hat{Y}_{hi}, \hat{Q}_{hi}, \hat{Z}_{hi}, \hat{X}_{hi}$ are weighted total area, holder, quantity of fertilizer or seed, characteristics z and x , respectively, in the i^{th} EA and h^{th} stratum.

$\hat{A}_{hij}, \hat{Y}_{hij}, \hat{Q}_{hij}, \hat{Z}_{hij}, \hat{X}_{hij}$ are weighted value of area, holder, quantity of fertilizer or seed, characteristics z and x , respectively, from j^{th} agricultural household in the i^{th} EA and h^{th} stratum.

Since all strata are independent, the total variance at regional and country level is computed by aggregating the result obtained at Zone/Special Wereda level, i.e.

$$Var(\hat{A}) = \sum_h^L Var(\hat{A}_h), Var(\hat{Y}) = \sum_h^L Var(\hat{Y}_h), Var(\hat{R}) = \sum_{i=1}^L Var(\hat{R}_h)$$

Where, L is the number of strata (Zone/Special Wereda).

In estimating the sampling variance by the above formula, selection of EAs within a stratum is assumed to be with replacement. By so doing the variance estimate may be slightly over estimated but it greatly simplifies the estimation procedure.

6. Coefficient of Variation (CV) of Estimates:

Coefficient of Variations (CV's) in percentage for estimates of stratum total area, number of holders, applied fertilizer and sowed seed for a specific crop are given by:

$$CV(\hat{A}_h) = \frac{\sqrt{Var(\hat{A}_h)}}{\hat{A}_h} * 100, CV(\hat{Y}_h) = \frac{\sqrt{Var(\hat{Y}_h)}}{\hat{Y}_h} * 100, CV(\hat{Q}_h) = \frac{\sqrt{Var(\hat{Q}_h)}}{\hat{Q}_h} * 100,$$

$$CV(\hat{R}_h) = \frac{\sqrt{Var(\hat{R}_h)}}{\hat{R}_h} * 100$$

7. Ninety-five Percent Confidence Interval (CI) of Stratum Total of Area:

$$\hat{A}_h \pm 1.96 * SE(\hat{A}_h) \quad ,$$

Where, $SE(\hat{A}_h) = \sqrt{Var(\hat{A}_h)}$ is the standard error of the estimate of stratum total area.

Estimates of standard errors and confidence intervals for other estimates can also be calculated by adopting the above formulas.

APPENDIX II
ESTIMATES OF STANDARD ERRORS AND COEFFICIENT OF
VARIATIONS

APPENDIX II Estimate of Inputs Applied Area, quantity of inputs used and their Standard Errors and Coefficient of Variations

Crop	All fertilizer						DAP		
	Area (ha)			Quantity (qt)			Area (ha)		
	Estimate	S.E	C.V	Estimate	S.E	C.V	Estimate	S.E	C.V
All	4549663	116016	2.55	2914701	119907	4.11	1493227	93229	6.24
Cereals	3686605	110388	2.99	2535446	107040	4.22	1353140	89690	6.63
Teff	1138047	52255	4.59	800309	53165	6.64	437313	29844	6.82
Barley	473278	32622	6.89	234569	20257	8.64	222981	27947	12.53
Wheat	923730	66797	7.23	842883	60808	7.21	428021	58431	13.65
Maize	784867	27310	3.48	536054	35653	6.65	141916	13211	9.31
Sorghum	205047	13074	6.38	47226	8478	17.95	12200	2311	18.94
Finger millet	144998	13719	9.46	69741	8755	12.55	96806	12230	12.63
Oats / ‘Aja’	16207	6247	38.55	4548	1427	31.38	13901	6238	44.87
Rice	430	190	44.22	*	*	*	*	*	*
Pulses	254509	11785	4.63	107374	9975	9.29	73582	7029	9.55
Horse/Faba beans	121170	6653	5.49	38892	4462	11.47	28470	3651	12.82
Field Peas	46117	4916	10.66	22658	4343	19.17	19228	3176	16.52
Haricot beans	61235	5705	9.32	37175	6529	17.56	21070	4104	19.48
Chick peas	8580	1356	15.8	2041	587	28.76	1025	364	35.52
Lentils	8569	1118	13.04	2925	688	23.51	1946	508	26.11
Vetch / Grass peas	3786	1136	30	1094	502	45.84	*	*	*
Soya beans	*	*	*	-	-	-	-	-	-
Fenugreek	4049	506	12.5	1597	321	20.09	413	150	36.34
Gibto	609	151	24.79	992	374	37.71	232	84	36.13
Oilseeds	84764	8382	9.89	77858	10790	13.86	31786	6907	21.73
Neug	20696	3438	16.61	4718	974	20.64	7542	2155	28.58
Linseed	14636	4047	27.65	4658	2306	49.5	9153	3998	43.68
Groundnuts	5919	1904	32.17	2524	825	32.68	*	*	*
Safflower	2237	691	30.86	7033	3362	47.8	*	*	*
Sesame	8178	1322	16.17	1381	381	27.57	1679	548	32.67
Rapeseed	33097	5516	16.67	57545	9538	16.57	11533	4866	42.19
Vegetables	61978	4590	7.41	45700	14454	31.63	7833	1581	20.18
Lettuce	195	95	48.75	*	*	*	*	*	*
Head cabbage	1378	338	24.56	1449	598	41.26	160	76	47.63
Ethiopian cabbage	20679	879	4.25	3662	1390	37.97	392	67	17.04
Tomatoes	1861	798	42.88	*	*	*	*	*	*
Green peppers	3052	310	10.15	1126	492	43.69	146	68	46.55
Red peppers	34717	4409	12.7	35763	14157	39.59	6175	1430	23.15
Swiss chard	96	12	12.89	26	10	36.35	*	*	*
Root crops	91025	5452	5.99	55196	11472	20.78	17149	3137	18.29
Beetroot	977	208	21.29	705	321	45.52	*	*	*
Carrot	*	*	*	*	*	*	*	*	*
Onion	11624	2707	23.29	*	*	*	*	*	*
Potatoes	35772	3826	10.69	26509	4910	18.52	12379	2560	20.68
Garlic	8527	714	8.37	5283	1651	31.25	*	*	*
Taro ‘Godere’	10478	986	9.41	255	95	37.29	*	*	*
Sweet potatoes	22263	1482	6.66	3118	684	21.94	691	246	35.69
Other Temporary	24617	2079	8.45	12145	2664	21.94	2350	613	26.06
Permanent crops	346165	10691	3.09	-	-	-	-	-	-
Avocado	1940	178	9.17	-	-	-	-	-	-
Bananas	7929	605	7.63	-	-	-	-	-	-
Guava	344	44	12.79	-	-	-	-	-	-
Lemons	363	84	23.08	-	-	-	-	-	-
Mangoes	1407	176	12.53	-	-	-	-	-	-
Oranges	1546	234	15.12	-	-	-	-	-	-
Papayas	1338	270	20.16	-	-	-	-	-	-
Pineapples	59	29	48.19	-	-	-	-	-	-
Chat	58224	4388	7.54	-	-	-	-	-	-
Coffee	56647	4095	7.23	-	-	-	-	-	-
Hops / ‘Geshe’	11749	1843	15.69	-	-	-	-	-	-
Enset	196486	8213	4.18	-	-	-	-	-	-
Sugar cane	5797	578	9.96	-	-	-	-	-	-
Other permanent	2337	207	8.84	-	-	-	-	-	-

APPENDIX II (cont'd)

[illegible]

APPENDIX II (cont'd)

[illegible]

APPENDIX II (cont'd)

[illegible]

APPENDIX II (cont'd)

Crop	PESTICIDE			IRRIGATION			EXTENSION PACKAGE		
	Area (ha)			Area (ha)			Area (ha)		
	Estimate	S.E	C.V	Estimate	S.E	C.V	Estimate	S.E	C.V
All	1312290	76180	5.81	121493	12081	9.94	1519530	81033	5.33
Cereals	1278139	75971	5.94	59052	7461	12.63	1390825	77365	5.56
Teff	523109	34256	6.55	7756	1521	19.61	367087	26264	7.15
Barley	128588	15950	12.4	7212	2115	29.33	182592	23765	13.02
Wheat	531318	54406	10.24	4614	911	19.75	412341	51102	12.39
Maize	29164	4938	16.93	29407	4689	15.94	347182	21467	6.18
Sorghum	30610	4791	15.65	9756	2417	24.78	81352	11447	14.07
Finger millet	28261	5939	21.02	291	109	37.41	-	-	-
Oats / 'Aja'	7032	2427	34.52	*	*	*	-	-	-
Rice	*	*	*	*	*	*	*	*	*
Pulses	10268	2635	25.67	6832	1335	19.54	62079	5729	9.23
Horse/Faba beans	1821	574	31.52	1496	353	23.62	-	-	-
Field Peas	2455	624	25.43	398	145	36.4	18969	2436	12.84
Haricot beans	*	*	*	1861	386	20.74	15863	2239	14.11
Chick peas	*	*	*	643	223	34.73	20398	3665	17.97
Lentils	802	395	49.28	*	*	*	6848	1188	17.34
Vetch / Grass peas	964	463	47.96	*	*	*	-	-	-
Soya beans	-	-	-	-	-	-	-	-	-
Fenugreek	*	*	*	*	*	*	-	-	-
Gibto	*	*	*	-	-	-	-	-	-
Oilseeds	8757	2226	25.42	1915	631	32.95	44471	5206	11.71
Neug	*	*	*	*	*	*	14005	3116	22.25
Linseed	7227	2186	30.24	*	*	*	11070	1936	17.49
Groundnuts	*	*	*	114	49	42.83	*	*	*
Safflower	*	*	*	*	*	*	-	-	-
Sesame	388	170	43.91	1201	584	48.58	6336	1745	27.54
Rapeseed	*	*	*	119	51	42.8	9565	1454	15.2
Vegetables	2188	884	40.41	5573	1183	21.22	6830	1855	27.16
Lettuce	-	-	-	*	*	*	-	-	-
Head cabbage	*	*	*	801	329	41.03	-	-	-
Ethiopian cabbage	99	22	22.49	249	71	28.44	-	-	-
Tomatoes	*	*	*	*	*	*	212	59	27.9
Green peppers	*	*	*	720	220	30.6	-	-	-
Red peppers	*	*	*	2100	651	31	6617	1852	27.98
Swiss chard	-	-	-	46	10	21.94	-	-	-
Root crops	4735	1954	41.27	10570	2434	23.03	9103	1745	19.17
Beetroot	*	*	*	*	*	*	-	-	-
Carrot	*	*	*	427	162	37.92	-	-	-
Onion	*	*	*	4733	2175	45.95	1608	389	24.17
Potatoes	1629	454	27.88	2513	606	24.1	5883	1594	27.09
Garlic	130	47	36.33	1539	307	19.97	-	-	-
Taro 'Godere'	6	5	72.01	*	*	*	-	-	-
Sweet potatoes	581	226	38.99	1037	238	22.93	1611	500	31.04
Other Temporary	1577	658	41.72	3190	1147	35.97	*	*	*
Permanent crops	6626	1871	28.23	34361	4767	13.87	4056	725	17.88
Avocado	*	*	*	95	26	27.65	-	-	-
Bananas	26	12	45.38	7114	3354	47.15	-	-	-
Guava	-	-	-	154	35	22.55	-	-	-
Lemons	1	-	34.95	261	62	23.85	-	-	-
Mangoes	*	*	*	693	345	49.74	-	-	-
Oranges	*	*	*	477	102	21.3	-	-	-
Papayas	*	*	*	585	262	44.74	-	-	-
Pineapples	-	-	-	-	-	-	-	-	-
Chat	4731	1755	37.1	10631	1634	15.37	-	-	-
Coffee	1258	623	49.51	8312	1598	19.22	-	-	-
Hops / 'Geshe'	116	40	35	1785	219	12.28	-	-	-
Enset	353	116	32.95	1021	192	18.84	-	-	-
Sugar cane	*	*	*	2874	638	22.19	-	-	-
Other permanent	*	*	*	360	63	17.37	*	*	*

APPENDIX III

NUMBER OF EAs SAMPLED AND COVERED
NUMBER OF HOUSEHOLDS SAMPLED AND COVERED
NUMBER OF PARCELS AND FIELDS MEASURED

Appendix III. Number of Planned and Actually Covered Sampling Units (EAs & Households)
of the 2004/5 (1997 E.C.) Annual Agricultural Sample Survey (Meher Season).

Region	Stratum	Enumeration Areas		Households	
	Zone/Sp.wereda	Planned	Covered	Planned	Covered
Tigray	North Western Tigray	32	32	800	800
	Central Tigray	36	36	900	900
	Eastern Tigray	32	32	800	800
	Southern Tigray	36	36	900	900
	Western Tigray	28	28	700	700
	Region Total	164	164	4100	4100
Afar	Zone One	28	28	700	694
	Zone Three	28	28	700	699
	Region Total	56	56	1400	1393
Amhara	North Gondar	40	40	1000	1000
	South Gondar	40	40	1000	999
	North Wello	40	40	1000	998
	South Wello	48	48	1200	1200
	North Shewa	40	40	1000	1000
	East Gojam	44	43	1100	1075
	West Gojam	44	44	1100	1100
	Wag Hemira	32	32	800	800
	Awi	36	36	900	899
	Oromia	32	32	800	800
	Region Total	396	395	9900	9871
Oromia	West Wellega	40	40	1000	1000
	East Wellega	36	36	900	900
	Illubabor	36	36	900	900
	Jimma	44	44	1100	1100
	West Shewa	36	36	900	900
	North Shewa	36	36	900	900
	East Shewa	40	40	1000	1000
	Arsi	44	44	1100	1100
	West Harerghe	36	36	900	900
	East Harerghe	44	44	1100	1099
	Bale	36	36	900	899
	Borena	36	36	900	900
	South West Shewa	36	36	900	900
	Guji	36	36	900	900
	Region Total	536	536	13400	13398

Appendix III (cont'd)

Region	Stratum	Enumeration Areas		Households	
	Zone/Sp.wereda	Planned	Covered	Planned	Covered
Somali	Shinile	24	24	600	591
	Jijiga	32	32	800	800
	Liben	28	28	700	679
	Region Total	84	84	2100	2070
Benishangul-Gumuz	Metekel	28	27	700	664
	Asosa	28	28	700	700
	Kemashi	28	28	700	700
	Region Total	84	83	2100	2064
SNNP	Guraghe	36	36	900	900
	Hadiya	32	32	800	800
	Kembata Tambaro	32	32	800	800
	Sidama	44	44	1100	1100
	Gedeo	32	32	800	798
	Wolayita	36	36	900	900
	South Omo	32	32	800	799
	Shaka	28	28	700	700
	Keffa	32	32	800	800
	Gamo Gofa	36	36	900	899
	Bench Maji	32	32	800	800
	Yem Specia Wereda	24	24	600	600
	Amaro Special W.	24	24	600	600
	Burji Special Wereda	24	24	600	600
	Konso Special Wereda.	24	24	600	599
	Derashe Special Wereda.	24	24	600	600
	Dawro	32	32	800	800
	Basketo Special Wereda.	24	24	600	600
	Konta Special Wereda.	24	24	600	600
	Siltie	28	28	700	700
	Alaba Special Wereda.	24	24	600	600
	Region Total	624	623	15600	15595
Harari	Harari	24	24	600	599
Addis Ababa	Addis Ababa	24	24	600	600
Dire Dawa	Dire Dawa	24	24	600	597
Country Total		2016	2014	50400	50287

Appendix III (cont'd) Number of Parcels and Fields measured by Region and Zone

Region	Zone	Number of Parcels	Number of fields
Tigray	N.W. Tigray	2,547	6,938
	Central Tigray	3,019	10,638
	Eastern Tigray	2,832	10,409
	Southern Tigray	3,989	8,536
	Western Tigray	1,963	5,514
	Region Total	14,350	42,035
Afar	Zone One	1,364	2,247
	Zone Three	1,188	3,178
	Regional Total	2,552	5,425
Amhara	North Gondar	4,610	10,470
	South Gondar	5,160	12,032
	North Wello	4,232	9,570
	South Wello	7,316	15,965
	North Shewa	5,442	17,060
	East Gojam	4,841	11,059
	West Gojam	5,106	14,111
	Wag Hemira	3,449	7,388
	Awi	3,528	10,842
	Oromia zone	2,379	9,965
	Regional Total	46,063	118,462
Oromia	West Wellega	4,961	16,063
	East Wellega	3,200	10,912
	Illubabor	2,836	12,081
	Jimma	3,808	18,249
	West Shewa	3,903	12,350
	North Shewa	5,317	11,053
	East Shewa	3,631	10,422
	Arsi	4,694	12,363
	West Harerghe	2,519	10,716
	East Harerghe	3,262	13,298
	Bale	2,961	9,071
	Borena	1,817	7,870
	South West Shewa	3,996	13,547
	Guji	1,805	8,037
	Region Total	48,710	166,032

Appendix III (cont'd) Number of Parcels and Fields measured by Region and Zone

Region	Zone	Number of Parcels	Number of fields
Somali	Shinile	1,141	3,500
	Jijiga	2,057	6,721
	Liben	1,247	2,332
	Regional Total	4,445	12,553
Benish-Gumuz	Metekel	2,200	5,278
	Asosa	2,736	8,198
	Kemashi	2,012	5,968
	Regional Total	6,948	19,444
SNNP	Guraghe	1,832	14,889
	Hadiya	1,539	16,368
	Kembata Tambaro	1,566	17,425
	Sidama	2,156	14,171
	Gedeo	2,060	9,826
	Wolayita	1,488	14,440
	South Omo	1,857	8,184
	Shaka	2,037	9,447
	Keffa	1,794	10,760
	Gamo Gofa	2,656	12,538
	Bench Maji	1,804	9,527
	Yem Spec.Wereda	2,099	11,549
	Amaro Special W.	1,289	6,894
	Burji Spec. Wereda	1,959	8,693
	Konso S. Wereda.	1,905	5,555
	Derashe Wereda.	1,511	5,463
	Dawro	1,304	9,875
	Basketo Wereda.	1,413	12,762
	Konta Sp. Wereda.	856	8,353
	Siltie	2,001	13,686
	Alaba Sp. Wereda.	1,368	10,429
	Regional Total	36,494	230,834
Harari		1,947	6,455
Addis Ababa		2,647	7,183
Dire Dawa		1,959	5,050
Country	Total	166,115	613,473

APPENDIX IV

QUESTIONNAIRE

1		2		3		4		5	
Region		Zone		Wereda		Farmers' Association		Enumeration Area	

[illegible]

	Name	Signature	Date
Enumerator's			
Supervisor's			
Branch Office Head			

- 1.Total Number of Agricultural Households_____
2. Random Interval _____
3. Random Start_____

_____ page(s) out of _____ pages

[illegible]

	Name	Signature	Date
Enumerator's			
Supervisor's			
Branch Office Head			

2. Random Interval

3. Random Start

_____ Page(s) out of _____ pages

Part 1: Enumeration Framework									
1		2		3		4		5	
Region		Zone		Wereda		Farmers' Association		Enumeration Area	

[illegible]

	Name	Signature	Date
Enumerator's			
Supervisor's			
Branch Office Head			

Agricultural Sample Survey of Ethiopia
List of Fields under Temporary Crops, Farm Management Practices &
Area Measurement, Meher Season 2004/05 (1997 E.C)

Part I – Identification Particulars

1	2	3	4	5	6	7	8	9	10	11	12	13	14
Region	Zone	Wereda	Farmers' Association	E.A	Household ID	Household Head Sex M = 1 F = 2	Holder ID	Holder's		Sex	Educational Level	Household Size	Holding type
								Name	Age	M = 1 F = 2	Highest grade Completed		Crop = 1 Livestock = 2 Both = 3

Field Under Temporary Crop, Farm Management Practice & Area Measurement

1	2	3	4	5
Serial Number	Questions for the Holder	Parcel No.	Field No.	Crop name
0	Ownership type Owned = 1 Other = 3 Rented / leased = 2			
0	Is field under extension package? Yes = 1 No = 2			
0	Is irrigation applied? Yes = 1 No = 2			
0	Seed type Improved seed = 1 Indigenous seed = 2			
0	For cereals, pulses, and oilseeds only Quantity of indigenous seed In kilogram me	Kilo	Gram	
0	For cereals, pulses, and oilseeds only Quantity of improved seed In kilogram	Kilo	Gram	
0	For cereals, pulses, and oilseeds only Price of Improved seed	Birr	Cents	
0	Was there any crop damage? Yes = 1 No = 2			
0	If crop damaged Cause of damage	Cause	Code	
1	Percent damaged			
1	Was any preventive measure taken? Yes = 1 No = 2			
1	If yes, type of measure taken Chemical = 1 Both = 3 Non – chemical			
1	If chemical used, type of chemical Insecticide = 1 2 & 3 = 6 Herbicide = 2 All = 7 Fungicide = 3 1 & 2 = 4 1 & 3 = 5			
1	Have you used any fertilizer? Yes = 1 No = 2			
1	If yes, type of fertilizer Organic = 1 Both = 3 Mineral = 2			
1	If mineral fertilizer used 16.1 Type UREA = 1 Both = 3 DAP = 2			
1	16.2 Quantity of mineral fertilizer in kilogram	Kilo	Gram	
1	If organic fertilizer used, type Cow dung = 1 Compost = 2 Manufactured organic = 3 1 & 2 = 4 All = 7 1 & 3 = 5 Others = 8 2 & 3 = 6			
	Specify others			

4	5
Measurement	Area in square meters
Day	Month
	Closure Error
Side	1 - 2 2 - 3 3 -
Bearing	
Length	
Side	4 - 5 - 6 -
Bearing	
Length	
Side	7 - 8 - 9 -
Bearing	
Length	
Side	10 - 11 - 12 -
Bearing	
Length	
Side	13 - 14 - 15 -
Bearing	
Length	
Side	16 - 17 - 18 -
Bearing	
Length	
Side	19 - 20 - 21 -
Bearing	
Length	
Side	22 - 23 - 24 -
Bearing	
Length	
For crop cutting purpose Selected corner no. _____ Length of shortside _____ Random no. _____ Short side's bearing _____ Length of long side _____ Random no. _____ If no area measurement reason	

Agricultural Sample Survey of Ethiopia
List of fields under Permanent Crops, Farm management Practice &
Area Measurement, Meher Season 2004/05 (1997 E.C)

Part I - Identification Particulars

1	2	3	4	5	6	7	8	9	10	11	12	13	14
Region	Zone	Wereda	Farmers' Association	E.A	Household ID	Household Head Sex M = 1 F = 2	Holder ID	Holder's Name	Age	Sex M = 1 F = 2	Educational Level Highest grade Completed	Household Size	Holding type Crop = 1 Livestock = 2 Both = 3

Field under Permanent Crop, Farm Management Practice

1	2	3
Serial Number	Questions for the Holder	Parcel No. Field No. Crop name
0 1	Ownership type Owned = 1 Other = 3 Rented / leased = 2	
0 2	Is field under extension package? Yes = 1 No = 2	
0 3	Number of Fruit Trees (Excluding coffee, Chat, Pineapple, & sugar cane)	Number
0 4	Number of fruit bearing trees (Excluding coffee, Chat, Pineapple, & sugar cane)	Number
0 5	Is irrigation applied? Yes = 1 No = 2	
0 6	Seed / Seedling type Improved seed = 1 Indigenous seed = 2	
0 7	Was there any crop damage? Yes = 1 No = 2	
0 8	If crop damaged Cause of damage	Cause Code
0 9	Percent damaged	
1 0	Was any preventive measure taken? Yes = 1 No = 2	
1 1	If yes, type of measure taken Chemical = 1 Both = 3 Non - chemical	
1 2	If chemical used, type of chemical Insecticide = 1 2 & 3 = 6 Herbicide = 2 All = 7 Fungicide = 3 1 & 2 = 4 1 & 3 = 5	
1 3	Have you used any fertilizer? Yes = 1 No = 2	
1 4	If yes, type of fertilizer Organic = 1 Both = 3 Mineral = 2	
1 5	If mineral fertilizer used 15.1 Type UREA = 1 Both = 3 DAP = 2	
	15.2 Quantity of mineral fertilizer in kilogram	Kilo Gram
1 6	If organic fertilizer used, type Cow dung = 1 Compost = 2 Manufactured organic = 3 1 & 2 = 4 All = 7 1 & 3 = 5 Others = 8 2 & 3 = 6 Specify others	

& Area Measurement

4	5
Measurement	Area in square meters
Day Month	Closure Error
Side 1 - 2	2 - 3 3 -
Bearing	
Length	
Side 4 -	5 - 6 -
Bearing	
Length	
Side 7 -	8 - 9 -
Bearing	
Length	
Side 10 -	11 - 12 -
Bearing	
Length	
Side 13 -	14 - 15 -
Bearing	
Length	
Side 16 -	17 - 18 -
Bearing	
Length	
Side 19 -	20 - 21 -
Bearing	
Length	
Side 22 -	23 - 24 -
Bearing	
Length	
If no area measurement reason →	

Agricultural Sample Survey of Ethiopia
List of Fields under Mixed Crops, Farm Management Practices &
Area Measurement, Meher Season 2004/05 (1997 E.C)

Part I – Identification Particulars

1	2	3	4	5	6	7	8	9	10	11	12	13	14
Region	Zone	Wereda	Farmers' Association	E.A	Household ID	Household Head Sex M = 1 F = 2	Holder ID	Holder's Name	Age	Sex M = 1 F = 2	Educational Level Highest grade Completed	Household Size	Holding type Crop = 1 Livestock = 2 Both = 3

Field Under Temporary Crop, Farm Management Practice

1	2	3	4	5	6	7	8	9	10	11	12	13	14
Serial Number		Questions for the Holder	Parcel no.	Field no.									
			Crop name	Crop name	Crop name								
			code		code		code						
0	1	Ownership type Owned = 1 Rented / leased = 2 Other = 3											
0	2	Is field under extension package? Yes = 1 No = 2											
0	3	Is irrigation applied? Yes = 1 No = 2											
0	4	Percentage share of crop area											
0	5	Number of fruit trees (Excluding coffee, Chat, pineapple, Sugarcane)											
0	6	Number of fruit bearing trees (Excluding coffee, Chat, pineapple, Sugarcane)											
0	7	Seed / Seedling type Improved seed = 1 Indigenous seed = 2											
0	8	For cereals, pulses, and oilseeds only Quantity of indigenous seed In kilogram me	Kilo	Grm	Kilo	Grm	Kilo	Grm					
0	9	For cereals, pulses, and oilseeds only Quantity of improved seed In kilogram	Kilo	Grm	Kilo	Grm	Kilo	Grm					
1	0	For cereals, pulses, and oilseeds only Price of Improved seed	Birr	Cent	Birr	Cent	Birr	Cent					
1	1	Was there any crop damage? Yes = 1 No = 2											
1	2	If crop damaged Cause of damage	Cause	c	Cause	c	Cause	c					
1	3	Percent damaged											
1	4	Was any preventive measure taken? Yes = 1 No = 2											
1	5	If yes, type of measure taken Chemical = 1 Both = 3 Non-chemical											
1	6	If chemical used, type of chemical Insecticide = 1 2 & 3 = 6 Herbicide = 2 All = 7 Fungicide = 3 1 & 2 = 4 1 & 3 = 5											
1	7	Have you used any fertilizer? Yes = 1 No = 2											
1	8	If yes, type of fertilizer Organic = 1 Both = 3 Mineral = 2											
1	9	If mineral fertilizer used 16.1 Type UREA = 1 Both = 3 DAP = 2											
		16.2 Quantity of mineral fertilizer in kilogram	Kilo	Gram									
2	0	If organic fertilizer used, type Cow dung = 1 Compost = 2 Manufactured organic = 3 1 & 2 = 4 All = 7 1 & 3 = 5 Others = 8 2 & 3 = 6 Specify others											

& Area Measurement

4	5	6	7	8	9	10	11	12	13	14	
Measurement		Area in square meters									
Day	Month	Closure Error									
Side	1 - 2	2 - 3	3 -								
Bearing											
Length											
Side	4 -	5 -	6 -								
Bearing											
Length											
Side	7 -	8 -	9 -								
Bearing											
Length											
Side	10 -	11 -	12 -								
Bearing											
Length											
Side	13 -	14 -	15 -								
Bearing											
Length											
Side	16 -	17 -	18 -								
Bearing											
Length											
Side	19 -	20 -	21 -								
Bearing											
Length											
Side	22 -	23 -	24 -								
Bearing											
Length											
<p style="text-align: center;">For crop cutting purpose</p> <p>Selected corner number _____</p> <p>Short side's length _____</p> <p>Random number _____</p> <p>Short side's bearing _____</p> <p>Long side's length _____</p> <p>Random number _____</p> <p>If no area measurement reason _____</p>											

Agricultural Sample Survey of Ethiopia
List of Non - Crop Field & Area Measurement,
Meher Season 2004/05 (1997 E.C)

Part I – Identification Particulars

1	2	3	4	5	6	7	8	9	10	11	12	13	14
Region	Zone	Wereda	Farmers' Association	E.A	Household ID	Household Head Sex M = 1 F = 2	Holder ID	Holder's Name	Age	Sex M = 1 F = 2	Educational Level Highest grade Completed	Household Size	Holding type Crop = 1 Livestock = 2 Both = 3

Part II – Non - Crop Field Area Measurement

1	2	3	4	5	6
Parcel Number	Field Number	Land use type	Code	Ownership type Owned = 1 Rented / leased = 2 Other = 3	Code

Measurement	Day	Month	Area in square meters				Closure error	
Side	1 - 2	2 - 3	3 -	4 -	5 -	6 -	7 -	8 -
Bearing								
Length								
Side	9 -	10 -	11 -	12 -	13 -	14 -	15 -	16 -
Bearing								
Length								
Side	17 -	18 -	19 -	20 -	21 -	22 -	23 -	24 -
Bearing								
Length								
If no area measurement, reason →								

Part III – Miscellaneous Questions

7	8	9
	Questions	h.g.
1	Do you practice rotation of crops? Yes = 1 No = 2	
2	If irrigation used, source of water River = 1 Pool = 3 Other = 5 Lake = 2 Pond = 4 None = 6	
3	Ways of prevention of erosion, if any? Terracing = 1 Ploughing along the contour = 4 Water catchments = 2 others (specify) = 5 Afforestation = 3 None = 6	
4	Reason for not using mineral fertilizer	
5	Extension package practice during this agricultural season, if any? Yes = 1 No = 2	
6	If no, reason for not practicing in extension package	
7	Benefits from Credit Services in the locality, if any? Yes = 1 No = 2	
8	Benefits from Agriculture Advisory Services in the locality, if any? Yes = 1 No = 2	
9	Your major supplier of mineral fertilizers Government organizations = 1 Others = 4 Private organizations = 2 None = 5 Traders = 3	