

THE FEDERAL DEMOCRATIC REPUBLIC OF ETHIOPIA
CENTRAL STATISTICAL AGENCY

AGRICULTURAL SAMPLE SURVEY
2005 / 2006 (1998 E.C.)

(September – December, 2005)

VOLUME III

REPORT ON

FARM MANAGEMENT PRACTICES

(PRIVATE PEASANT HOLDINGS, MEHER SEASON)

Addis Ababa
August, 2006

TABLE OF CONTENTS

	Page
PART I	INTRODUCTION AND OBJECTIVES OF THE SURVEY----- 1
	1.1 Introduction ----- 1
	1.2 Objectives of the Survey----- 2
PART II	SURVEY METHODOLOGY, DATA COLLECTION AND PROCESSING--- 3
	2.1 Scope and Coverage of the Survey----- 3
	2.2 Sampling Frame----- 3
	2.3 Sample Design----- 4
	2.4 Organization of Field Work----- 5
	2.5 Training of Field Staff----- 6
	2.6 Method of Data Collection----- 6
	2.7 Data Processing ----- 7
	a) Editing, Coding and Verification----- 7
	b) Data Entry, Cleaning and Tabulation----- 7
	2.8 Concepts and Definitions----- 7
PART III	SUMMARY OF SURVEY RESULTS----- 11
	Farm Management Practices----- 11
	3.1 Fertilizer Applied Area----- 11
	3.2 Improved Seed Applied Area----- 12
	3.3 Pesticide Applied Area----- 12
	3.4 Irrigated Area----- 12
	3.5 Extension Package Applied Area ----- 13
	Tables 1 – 1.10 Number of Holders, Inputs Applied Area ----- 15
	Tables 2 – 2.10 Number of Holders Applying Inputs by Education - 222
	Tables 3 – 3.10 Number of Holders Reporting Damaged Crop Area-- 240
	Tables 4 – 4.10 Number of Holders by Type of Farm Practice ----- 264
	Tables 5 – 9 Area Irrigated, Farm area Protected against Erosion,299
APPENDIX I	ESTIMATION PROCEDURES OF TOTALS----- 321
APPENDIX II	ESTIMATES OF STANDARD ERRORS----- 327
APPENDIX III	NUMBER OF PLANNED AND ACTUALLY COVERED UNITS --335
APPENDIX IV	QUESTIONNAIRE ----- 343

PART I

INTRODUCTION AND OBJECTIVES OF THE SURVEY

1.1. INTRODUCTION

The production and utilization of food crops is a necessity to humanity. Agriculture, as a primary activity directly connected to food availability, plays a crucial role in responding to this necessity. In light of this, efforts of government and non – government organizations have been poured on to it besides the farmers’ to realize food security.

Adverse conditions emanating from natural disasters and man made problems such as the over exploitation of land generate shocks to agriculture that instigate crises related to food availability. These and other effects necessitate a priority in scrutinizing the performance of agriculture in order to combat food crises. Accurate and timely statistics are required to check, appraise and gauge the agricultural situation. They are used to inform the society of the nature of agriculture and changes taking place in it and trigger policy intervention.

After a long period of agricultural activity and intensive exploitation of cropland, agricultural productivity dwindles. This is brought about by factors such as loss of soil fertility and water scarcity. A good practice in agriculture ensuring durable production and value of cropland for farm households is a correct management of water, soil and agricultural inputs. A rise in agricultural productivity is initiated by using and managing inputs such as fertilizers, improved seeds, pesticides, irrigation, etc. An indicator to this point is the state in which the application of farm inputs is found in Ethiopia.

To give a ray of statistical information on agricultural productivity the Central Statistical Agency (C.S.A) has been providing statistics on inputs applied area and volume of fertilizers and improved seeds used. As part of the 2005/06 (1998 E.C) Agricultural Sample Survey, data on fertilizer, improved seed, irrigation and pesticide

applied area and volume of fertilizers and improved seeds used within the private peasant holdings was collected, processed and summarized.

The survey results are presented in this bulletin and other electronic media for data users. The report comprises three parts. Part I contains the objectives of this annual survey, Part II deals with coverage of the survey, sample design, field organization and method of data collection and Part III includes summary of the results. Estimation procedures and formulation of estimates of totals and variance are presented in Appendix I. Estimates of the standard errors with the corresponding coefficients of variations for quantity of inputs used and inputs applied area are presented in Appendix II.

1.2. OBJECTIVES OF THE SURVEY.

The general objective of CSA's Agricultural Sample Survey (AgSS) is to collect basic quantitative information on the country's agriculture that is essential for planning, policy formulation, food security, etc. The AgSS is composed of four components: Crop Production Forecast Survey, Meher Season Survey of which Farm Management Practice is a part, Livestock Survey and Belg Season Survey.

The specific objectives of Meher Season Survey are to estimate the total volume of inputs used, inputs applied area and number of holders using inputs. Companion reports are published separately with estimates of area and production of crops and land use area. All reports are based on the private peasant holdings in sedentary rural areas of the country further subdivided by regions and zones.

PART II

SURVEY METHODOLOGY, DATA COLLECTION AND PROCESSING

2.1. SCOPE AND COVERAGE OF THE SURVEY

The range of data items that the 2005/06 (1998 E.C) Agricultural Main Season Survey dealt with included fertilizers, improved seeds, application of pesticides, irrigation, prevention of erosion and other miscellaneous agricultural practices. Holders growing at least one or more type of crops were enumerated and data on quantity of inputs used and inputs applied area was recorded.

The 2005/06 (1998 E.C) Annual Agricultural Sample Survey (Meher season) covered the entire rural parts of the country except all zones of Gambella Region, and the non-sedentary population of three zones of Afar & six zones of Somali regions. Accordingly the survey took in to account all parts of Harari, Addis Ababa, Dire Dawa, and 58 additional Zones / Special weredas (that are treated as zones).

To be covered by the survey, a total of 2,024 enumeration areas (EAs) and 250 resettlement localities were selected. However, due to various reasons that are beyond control, in 12 EAs and 1 resettlement locality the survey was interrupted. Thus, all in all the survey succeeded to cover 2,012 EAs and 249 resettlement localities (99.43%) throughout the regions. The Annual Agricultural Sample survey (Meher season) was conducted on the basis of 30 agricultural households selected from each EA/resettlement locality. Regarding the ultimate sampling units, it was intended to cover a total of 68,220 agricultural households, however, 67,669 (99.12%) were actually covered by the survey.

2.2 SAMPLING FRAME

The list containing EAs of all regions and their respective agricultural households obtained from the 2001/02 Ethiopian Agricultural Sample Survey (EASE) was used as the sampling frame in order to select the primary sampling units (EAs). Consequently, all sample EAs were selected from this frame based on the design proposed for the survey. Resettlement localities, on the other hand, are sub-samples of the list of all

resettlements localities obtained from each region. The second stage sampling units, households, were selected from a fresh list of households that were prepared for each EA/ resettlement locality at the beginning of the survey.

2.3 SAMPLE DESIGN

In order to select the sample a stratified two-stage cluster sample design was implemented. Enumeration areas (EAs) /resettlement locality were taken to be the primary sampling units (PSUs) and the secondary sampling units (SSUs) were agricultural households.

In 2005/06, unlike the years before, in order to obtain a fairly representative number of extension program participant households the CSA categorized listed agricultural households in each EAs/resettlement area into two strata, i.e. households that are and that are not participants of extension program. The stratification was done on the basis of the six major crops on which the extension program is mostly exercised in the country. The crops are maize, teff, wheat, barley, sorghum and finger millet.

The sample size for the 2005/06 agricultural sample survey was determined by taking into account both the required level of precision for the most important estimates within each domain and the amount of resources allocated to the survey. In order to reduce non-sampling errors manageability of the survey in terms of quality and operational control was also considered.

Except Harari, Addis Ababa and Dire Dawa, where each region as a whole was taken to be the domain of estimation; each zone of a region / special wereda was adopted as a stratum for which major findings of the survey are reported.

2.4 SELECTION SCHEME

Enumeration areas/resettlement localities from each stratum were selected systematically using probability proportional to size sampling technique; size being number of agricultural households. The sizes for EAs were obtained from the 1994

Population & Housing Census and adjusted for the sub-sampling effect. Sizes for resettlement localities on the other hand were obtained from the 2004 listings of resettlement localities. From the fresh list of households prepared at the beginning of the survey 30 agricultural households within each sample EA/resettlement locality were selected systematically. Twenty of the households were selected from non extension participant agricultural households while the rest ten households were selected from extension participant agricultural households. Information on area under crops, agricultural practices, crop damage, and quantity of agricultural inputs used were obtained from the 30 households that were ultimately selected.

Estimation procedure of totals, ratios, sampling error and the measurement of precision of estimates (CV) are given in Appendix-I and II, respectively. Distribution of sampling units (sampled and covered EAs and resettlement localities) by stratum is also presented in Appendix-III.

2.5. ORGANIZATION OF FIELD WORK

The conduct of a survey cannot be executed without the arrangement of fieldwork. In recognition of this, the organization of fieldwork has been entrusted to the Department of Field Operations that liaises between the Head Office and the 25 Branch Statistical Offices spread across the regions. All Branch Offices took part in the survey execution especially in recruiting the enumerators, organizing the 2nd stage training, assigning the field staff to their sites of enumeration, supervising the data collection and retrieving completed questionnaires and submitting them to the Head Office for data processing.

The Branch Offices were also responsible in administering the financial and logistic aspects of the survey within their areas of operation. A total of 2388 enumerators, 455 field supervisors, 25 coordinators and 50 statisticians were involved in the data collection where on the average one supervisor was assigned to five enumeration areas for supervision of data collection. All the enumerators were supplied with the necessary survey equipment after the completion of the training to warrant the smooth

operation of the survey. To facilitate the data collection activities, a total of 205 four-wheel drive vehicles were used.

2.6. TRAINING OF FIELD STAFF

The execution of a survey and quality of data acquired from the survey highly depend on the type of training given to the enumerators and supervisors and the consequent understanding of the tasks to be performed and the standard procedures to be followed by the enumerators and supervisors in the survey undertaking. The quality and completeness of data is guaranteed when the training meets its objective of producing responsible and fervent enumerators and supervisors.

In light of this point, the training was given to the field staff in two stages. The first stage training, which took place at the Head Quarters of CSA and lasted 10 days targeted staff from the Head Office, and senior field supervisors from Branch Statistical Offices. The staff that took part in the first stage training was then assigned to conduct similar training for the enumerators and other supervisors for fifteen days in all the twenty- five Branch Statistical Offices distributed across the country.

In the training, the field staff was given detailed classroom instructions on how to collect data, method of area measurement, method of crop cutting, interviewing procedures, etc. The training also included field practice to reinforce the understanding of concepts, definitions and theories discussed in the classroom with regard to field measurement, crop cutting and interviewing methods.

2.7 METHOD OF DATA COLLECTION

The agricultural data for the year 2005/06 (1998 E.C) was collected from sedentary rural peasant households by interviewing the selected agricultural holders and physically measuring their crop fields and weighing inputs applied to crop fields. The data obtained were recorded in various forms designed for this purpose.

Instruments like measuring tape; compass, kitchen balance, scientific calculators and others were used during data collection for a speedy and smooth acquisition of accurate data. The procedures for measuring areas of all crop fields and other fields

used by the holders and weighing the inputs applied were performed for the twenty – five selected households from each sampled E.A. using measuring tapes, compasses and kitchen balances.

2.8. DATA PROCESSING

a) Editing, Coding and Verification

Statistical data editing plays an important role in ensuring the quality of the collected survey data. It minimizes the effects of errors introduced while collecting data in the field, hence the need for data editing, coding and verification. Although coding and editing are done by the enumerators and supervisors in the field, respectively, verification of this task is done at the Head Office. An editing, coding and verification instruction manual was prepared and reproduced for this purpose. Then 55 editors-coders and verifiers were trained for two days in editing, coding and verification using the aforementioned manual as a reference and teaching aid. The completed questionnaires were edited, coded and later verified on a 100 % basis before the questionnaires were passed over to the data entry unit. The editing, coding and verification exercise of all questionnaires took 25 days.

b) Data Entry, Cleaning and Tabulation

Before data entry, the Natural Resources and Agricultural Statistics Department prepared edit specification for the survey for use on personal computers for data consistency checking purposes. The data on the edited and coded questionnaires were then entered into personal computers. The data were then checked and cleaned using the edit specifications prepared earlier for this purpose. The data entry operation involved about 80 data encoders and it took 60 days to finish the job. Finally, summarization of the data was done on personal computers to produce statistical tables as per the tabulation plan.

2.9 CONCEPTS AND DEFINITIONS

Data items of agriculture have to be distinctly defined and identified so that the information about the items becomes useful. The correct way of stating data items and related terms is a prerequisite for making standards and definitions for the collection

and compilation of agricultural data. The purpose of using standard concepts and definitions is not only to provide quality data but also to ensure that the right items are enumerated and measured accurately to reflect the agricultural situation.

Standard concepts and definitions used in the survey help to maintain consistent enumeration and measurement of variables of interest. To achieve this, CSA communicates concepts and definitions to the field staff through training and instruction manuals. The concepts and definitions used in the survey included the following.

Enumeration Area (E.A): - an enumeration area in the rural parts of the country is a locality that is in most of the cases less than and only in some cases equal to a farmers' association in geographical area and usually consists of 150-200 households

Household: - a household may be either:

- a) A one person household, that is a person who makes provisions for his own living with out combining with any other person to form part of a multi- person household or
- b) A multi-person household, that is, a group of two or more persons who live together and make common provisions for food and other essentials of living. The persons in the group may pool their incomes and have a common budget to a greater or lesser extent. They may be related or unrelated persons or a combination of both. These persons are taken as members of the household.

Agriculture: - The growing of crops and/or raising of animals for own consumption and /or sale.

Agricultural Household: - a household is considered an agricultural household when at least one member of the household is engaged in growing crops and/or raising livestock in private or in combination with others.

Holding: - a holding is all the land and /or livestock kept, which is used wholly or partly for agricultural production and is operated as one legal entity by one person alone, or with others with out regard to management, organization, size or location.

Holder: - a holder is a person who exercises management control over the operation of the agricultural holding and makes the major decision regarding the utilization of the available resources. He/she has primary technical and economic responsibility for the holding. He/she may operate the holding directly as an owner or a manager. Under conditions of traditional agricultural holding the holder may be regarded as the person, who with or without the help of others, operates land and/or raises livestock in his/her own right, i.e. the person who decides on which, where, when, and how to grow crops or raise livestock or both and has the right to determine the utilization of the products.

Parcel: - a parcel of holding is any piece of land entirely surrounded by land and/or water and/or road and/or forest etc. which is not part of the holding. It may consist of one or more cadastral units, plots or fields adjacent to each other.

Field: - a field is defined as any plot of land which is a parcel or part of a parcel under the same or mixed crops or any other form of private holding.

Crop: includes cereals, pulses, oilseeds, vegetables, root crops, fruits coffee, Enset, Chat, hops, sugarcane, cotton, tobacco, etc produced for food, making drinks, stimulation and making fabrics or clothing.

Crop production: - the process of growing and harvesting of the above crops for own consumption and/or sale.

Temporary/Annual Crops: - Annual/temporary crops are crops, which are grown in less than a year's time, sometimes only a few months with an objective to sow or replant again for additional production following the current harvest. Continuously grown crops planted in rotation are also considered as temporary crops since each is harvested and destroyed by ploughing in preparation for each successive crop.

Permanent Crops: - Crops, which are grown and occupy land for a long period of time, not requiring replanting for several years after each harvest, are considered as permanent crops. All fruit trees (i.e. oranges, mandarin, bananas, etc) and trees for beverages (i.e.

coffee, tea, Gesho, etc) are considered permanent crops but meadows and pastures are excluded.

Meher (Main) Season Crop: -any temporary crop harvested between Meskerm (September) and Yekatit (February) is considered as Meher season crop.

Belg Season Crop: - any temporary crop harvested between Megabit (March) and Nehase (August) is considered to be Belg Season Crop.

Fertilizer: – refers to anything that is added to the soil and intended to increase the amount of plant nutrients available for crop growth. In this survey two types of fertilizers (Natural and Chemical) are enumerated. The Natural fertilizer consists of the farm yard manure and wood ashes while the chemical type consists of DAP (Di- Ammonium phosphate) and UREA (Ammonium Nitrate)

Improved seed- is crop variety, which gives a significantly higher yield, and better quality compared to locally produced variety of seeds.

Pesticides – are chemicals that are useful for the control, mitigation or elimination of pests, which are detrimental to crops. Pesticides include insecticides and herbicides.

Irrigation: - refers to the practice where an area of land is purposely and actually provided with water, other than by rain to improve/increase production of crops. The uncontrolled flooding of land by the overflow of rivers or streams is not considered to be irrigation.

PART III

SUMMARY OF SURVEY RESULTS

Farm Management Practice

By and large, agriculture in Ethiopia is subsistence. This is particularly true to the major food crops grown in the country and covered in the survey. The major food crops are produced in almost all regions of the country in spite of the variation in volume of production across the regions. The variation may be attributed to the extent of area devoted to each crop type, weather change, use of inputs, farm practice and a shift in preference for the crops grown.

The items on which data is collected are the ones that are practiced by the peasant holders. The items shown in the statistical tables are fertilizers, improved seeds, pesticides and irrigation. The quantity of fertilizers and improved seeds used and the area they are applied to including pesticides and irrigation are also indicated in the statistical tables.

3.1 Fertilizer Applied Area:

Fertilizer is one of the major agricultural inputs that increase productivity. The application of fertilizer to crop fields in Ethiopia is gathering momentum. The volume of fertilizer used and the extent of area it is applied to are shown in Table 1. The total volume of fertilizer applied to area under crops is estimated to be 3.9 million quintals and the extent of area to which fertilizer was applied is estimated to be five million hectares.

Of all the volume of fertilizers used 2.5 million quintals was that of a mixture of UREA and DAP and 1.3 million was that of DAP. Most of the fertilizer used was applied to wheat (more than one million quintals), teff (1 million quintals) and maize (more than 841 thousand quintals). The largest area to which fertilizer was applied was that of teff (more than 1.3 million hectares) followed by wheat (more than one million hectares) and maize (about 900 thousand hectares).

3.2 Improved Seed Applied Area

Improved seeds are another input that contributes to an increase in agricultural productivity. Their application is also expanding as more and more peasant holders aspire to have increased volume of crop production. Table 1 sheds some light on the use of improved seeds in the country.

The total volume of improved seeds used in 2005/06 (1998 E.C) is estimated to be more than 265 thousand quintals. The crop area it was applied to is estimated to be 449 thousand hectares. The larger volumes of improved seeds used were that of wheat and maize which amounted to more than 154 thousand and about 76 thousand quintals, respectively. The largest area to which improved seeds were applied was under maize and wheat estimated to be more than 306 thousand and about 84 thousand hectares, respectively.

3.3 Pesticide Applied Area

At times when rampant pests and weeds damage crops the use of pesticides is indispensable. In areas where crop damage caused by pests and weeds was reported the application of pesticides is more evident in the survey results.

The total pesticide applied area is estimated to be about 1.6 million hectares as indicated in Table 1. The number of holders who applied it was about 2.6 million. Most of the crop area to which pesticide was applied was under teff (more than 622 thousand hectares) and wheat (about 620 thousand hectares).

3.4 Irrigated Area

Irrigation enables to increase the frequency of crop production and alleviates water shortage caused by poor rains /dry seasons. The use of extensive irrigation is an idea fanned by many agricultural experts in the wake of the recurrent drought and famine. The survey results show that the practice of irrigation in the country has a long way to go to bring about the desired change as shown in Table 1.

The total irrigated crop area in the country within the private peasant holdings is estimated to be about 147 thousand hectares. The farmers who practice irrigation are

estimated to number 865 thousand. Most of the area irrigated was under maize and sorghum estimated to be more than 166 thousand and about 76 thousand hectares, respectively.

3.5 Extension package

The number of holders participating in various crop extension packages is estimated to be about 3.2 million, which is 23.85% more than that of the previous year. Most of the area under the extension program was reported to be under teff, wheat, and maize estimated to be more than 567 thousand, 489 thousand and 434 thousand hectares, respectively, as shown in Table 1. The extension package embraced more than 1.5 million maize growers and 1.1 million teff growers. Credit and advisory services users numbered more than 3.2 million and 5.6 million holders, respectively, as shown in Table 4.

Fig. 1 Inputs Applied area (HA), Ethiopia

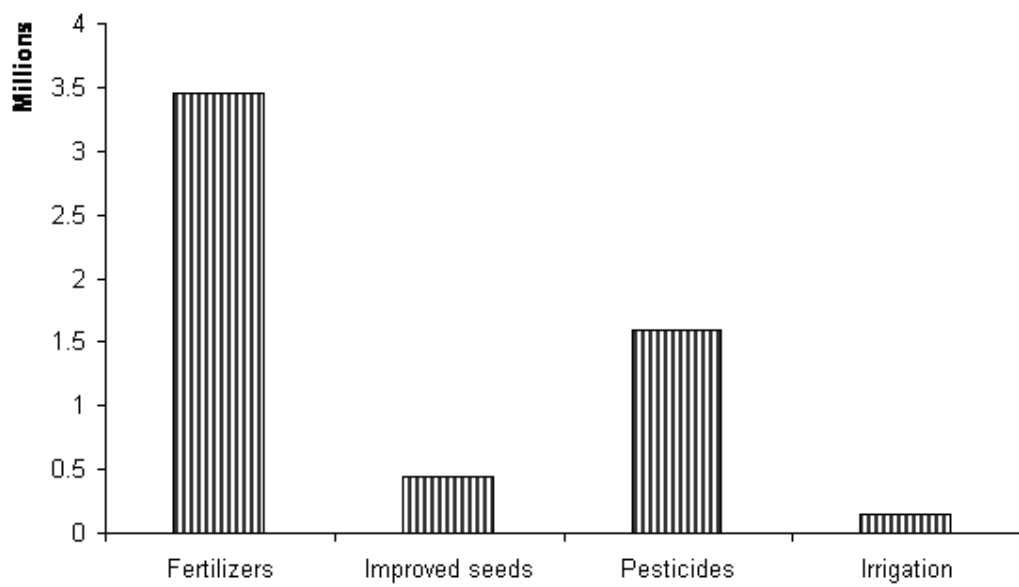


Fig.2 Quantity of Inputs Applied (QT), Ethiopia

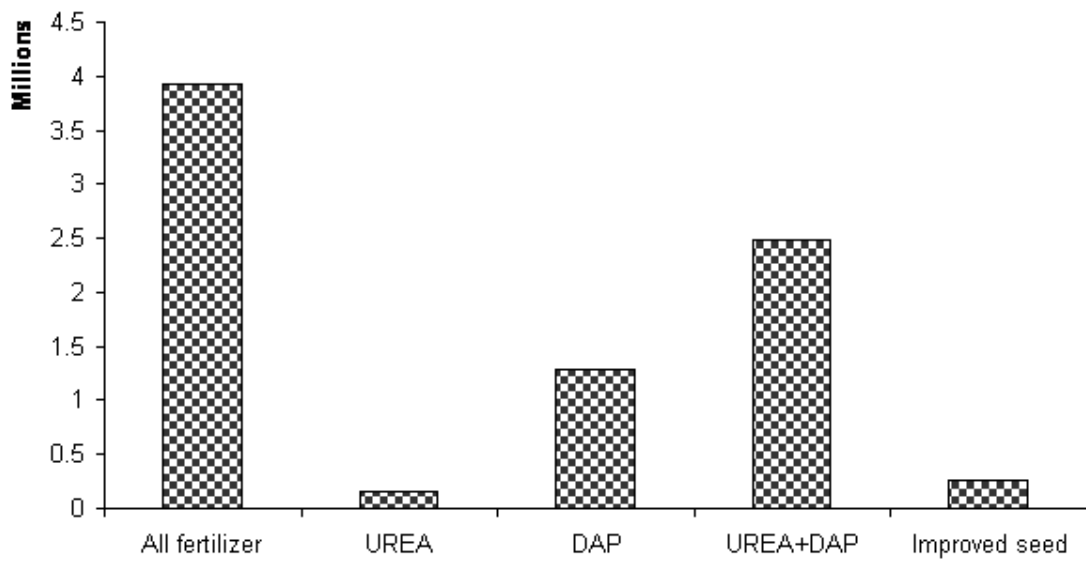


Table1. Number of Holders, Inputs Applied Area and Quantity of Inputs used

Ethiopia

Crop type	All	All Fertilizers		Natural		DAP		
	Crop Area	Hectare	Quintal	Holder	Hectare	Holder	Hectare	Quintal
All	11,292,572	5,006,026	3,927,813	7,436,493	1,555,495	2,712,409	1,639,664	1,289,141
Cereals	8,072,561	4,139,307	3,509,567	4,524,355	935,417	2,534,168	1,493,312	1,126,358
Teff	2,246,017	1,319,598	1,089,405	540,713	105,830	1,199,857	512,761	326,842
Barley	997,868	445,133	275,694	1,059,089	145,227	666,869	203,378	159,970
Wheat	1,459,540	1,010,007	1,129,994	711,491	101,278	962,864	437,087	375,325
Maize	1,520,283	895,812	841,403	3,134,790	335,135	784,101	198,570	178,418
Sorghum	1,465,181	288,031	81,716	976,716	220,446	112,661	19,054	14,456
Finger millet	333,029	165,233	87,078	164,400	23,747	270,836	111,299	67,714
Oats / 'Aja'	44,401	15,467	4,267	54,475	3,743	58,737	11,160	3,630
Rice	*	26	11	*	*	*	*	*
Pulses	1,292,063	240,281	117,864	1,654,125	139,597	475,731	74,307	65,447
Horse / Faba beans	456,919	123,353	46,127	991,206	82,067	249,328	32,089	26,523
Field Peas	233,087	44,284	26,905	240,520	17,803	122,804	21,707	20,217
Haricot beans	163,582	42,446	34,767	459,248	19,681	130,748	15,968	15,424
Chick peas	201,010	13,266	3,400	91,564	9,985	9,216	1,171	807
Lentils	84,895	9,289	3,824	62,679	4,426	31,048	2,222	1,224
Vetch / Grass peas	123,464	3,271	*	42,758	2,949	2,483	*	*
Soya beans	3,327	*	*	4,877	*	*	*	*
Fenugreek	11,845	2,666	575	116,098	2,016	6,088	*	100
Gibto	13,936	826	1,126	3,532	*	5,483	*	*
Oilseeds	796,397	78,295	82,756	461,322	34,983	158,185	23,540	20,711
Neug	306,877	14,364	2,783	47,405	8,382	18,052	4,225	1,852
Linseed	215,107	15,483	5,148	95,695	5,784	49,660	8,959	3,335
Groundnuts	35,392	8,843	4,282	35,108	5,020	7,605	*	*
Safflower	8,867	2,876	7,324	28,358	675	5,684	*	*
Sesame	205,153	17,486	4,260	56,336	8,378	7,133	1,853	592
Rapeseed	25,001	19,244	58,959	230,962	6,743	80,960	6,452	12,671
Vegetables	117,578	81,159	65,832	3,050,256	39,876	144,183	17,744	21,340
Lettuce	268	*	*	19,682	40	-	-	-
Head cabbage	1,653	1,118	617	130,840	722	6,681	103	137
Ethiopian cabbage	22,997	17,970	2,505	1,909,914	17,365	19,394	439	770
Tomatoes	4,776	3,316	*	68,144	693	*	*	*
Green peppers	6,247	3,785	1,122	519,800	3,155	5,982	163	94
Red peppers	81,519	54,683	55,723	851,583	17,814	109,592	16,281	19,654
Swiss chard	117	92	*	46,796	86	*	*	*
Root crops	168,836	97,221	58,855	2,558,178	65,181	271,113	19,677	28,852
Beetroot	1,506	1,063	743	162,633	599	8,965	85	106
Carrot	1,071	748	622	79,058	314	5,654	*	123
Onion	16,579	10,264	15,011	359,717	4,324	31,392	2,839	4,977
Potatoes	61,812	40,913	30,102	525,333	19,593	198,894	15,308	20,803
Garlic	12,481	7,555	*	1,098,503	6,180	22,239	171	590
Taro 'Godere'	25,169	11,364	*	496,518	11,037	6,625	*	*
Sweet potatoes	50,218	25,314	6,468	569,738	23,133	17,541	808	1,595
Other Temporary	77,554	14,428	3,520	1,017,165	12,388	16,461	*	947
Permanent crops	767,582	355,336		4,003,918	328,054			
Avocado	3,589	1,936		321,168	1,920			
Bananas	27,919	7,633		674,057	7,062			
Guava	802	289		71,933	271			
Lemons	565	200		54,220	187			
Mangoes	5,259	973		166,472	941			
Oranges	2,748	1,316		171,210	1,263			
Papayas	2,845	1,114		223,990	1,056			
Pineapples	*	*		7,339	*			
Chat	136,150	61,279		924,808	43,681			
Coffee	258,867	58,900		1,337,910	52,876			
Hops / 'Gesho'	22,884	11,986		779,156	11,068			
Enset	274,644	200,801		2,594,465	199,400			
Sugar cane	18,761	5,520		431,534	5,018			
Other permanent	11,637	3,329		222,655	3,253			

(Table 1cont'd.)

Ethiopia

Crop type	UREA			UREA + DAP			INDIGENOUS SEED		
	Holder	Hectare	Quintal	Holder	Hectare	Quintal	Holder	Hectare	Quintal
All	547,753	178,120	159,670	2,659,725	1,632,747	2,479,002	11,542,855	10,821,811	8,101,217
Cereals	454,783	156,844	125,009	2,599,864	1,553,734	2,258,201	10,445,212	7,636,935	6,421,223
Teff	191,049	79,160	48,495	1,087,834	621,848	714,068	5,139,344	2,220,297	1,164,313
Barley	57,990	10,172	7,696	306,224	86,356	108,028	3,765,153	989,459	1,610,234
Wheat	118,038	31,023	27,667	1,059,274	440,620	727,002	3,964,343	1,375,413	2,544,370
Maize	153,940	22,640	28,945	1,175,706	339,466	634,040	6,407,189	1,212,367	547,563
Sorghum	50,312	11,038	11,149	155,345	37,494	56,110	4,136,395	1,457,429	346,749
Finger millet	12,762	2,747	1,009	99,544	27,440	18,355	1,226,304	331,515	136,653
Oats / 'Aja'	*	*	*	6,704	500	589	340,589	44,217	61,841
Rice	*	*	*	133	*	*	21,888	*	*
Pulses	53,236	4,301	5,702	204,938	22,077	46,715	5,855,314	1,283,564	1,438,490
Horse / Faba beans	21,020	1,215	1,344	87,315	7,982	18,261	3,262,773	455,248	667,790
Field Peas	6,695	*	716	31,729	3,854	5,973	1,470,813	232,051	264,324
Haricot beans	19,929	1,382	*	69,047	5,416	16,585	1,711,420	161,224	121,940
Chick peas	*	*	*	6,277	1,822	1,974	830,293	199,638	172,626
Lentils	4,110	*	*	22,096	2,250	2,448	645,726	83,454	74,212
Vetch / Grass peas	*	*	*	*	*	*	585,586	123,311	122,609
Soya beans	256	18	6	903	101	91	26,538	2,990	*
Fenugreek	2,768	*	63	6,552	388	412	340,558	11,840	6,353
Gibto	*	*	*	2,591	*	*	87,894	13,807	5,472
Oilseeds	25,858	4,060	3,228	135,683	15,713	58,817	3,000,195	790,471	241,504
Neug	*	*	*	5,785	1,731	902	1,023,381	306,634	54,161
Linseed	2,259	*	*	12,145	662	1,720	1,163,974	214,709	130,361
Groundnuts	6,026	676	866	8,772	*	2,174	203,271	35,368	27,734
Safflower	3,403	*	*	18,015	1,282	5,717	166,301	8,291	3,128
Sesame	7,276	2,606	895	10,684	4,650	2,773	597,191	203,562	20,756
Rapeseed	7,963	210	757	84,283	5,839	45,531	453,225	21,907	5,364
Vegetables	77,910	4,587	5,151	124,690	18,952	39,341	4,517,200	116,298	-
Lettuce	*	*	*	*	*	*	28,897	234	-
Head cabbage	*	*	*	4,097	*	214	175,182	1,460	-
Ethiopian cabbage	2,230	13	*	7,990	154	1,691	2,387,697	22,584	-
Tomatoes	3,698	*	*	8,598	*	*	131,867	4,743	-
Green peppers	9,736	*	422	5,963	193	606	812,086	6,199	-
Red peppers	62,402	3,724	3,358	99,512	16,864	32,711	1,737,411	80,978	-
Swiss chard	*	*	*	*	*	*	49,501	100	-
Root crops	68,727	2,898	5,768	133,401	9,464	24,235	4,430,846	167,189	-
Beetroot	3,933	*	*	4,372	*	*	228,799	1,314	-
Carrot	*	*	*	4,974	227	436	117,525	1,019	-
Onion	17,102	*	*	27,874	2,016	*	693,965	16,219	-
Potatoes	22,182	1,236	1,162	52,891	4,776	8,136	1,095,788	61,522	-
Garlic	22,895	167	647	30,266	*	*	1,731,070	12,381	-
Taro 'Godere'	*	*	*	*	*	*	844,634	24,964	-
Sweet potatoes	7,941	239	846	26,328	1,133	4,027	1,127,719	49,771	-
Other Temporary	17,697	*	1,102	10,994	525	1,471	1,821,328	77,000	-
Permanent crops							6,225,022	750,353	
Avocado							513,775	3,451	
Bananas							1,399,565	27,549	
Guava							184,543	782	
Lemons							149,188	557	
Mangoes							445,350	5,068	
Oranges							343,498	2,701	
Papayas							464,969	2,539	
Pineapples							*	*	
Chat							1,863,552	134,834	
Coffee							2,609,537	247,892	
Hops / 'Gesho'							1,477,917	22,342	
Enset							3,301,300	271,729	
Sugar cane							843,167	18,554	
Other permanent							492,129	11,448	

(Table 1 Con' td.)

Ethiopia

Crop type	IMPROVED SEED			PESTICIDE		IRRIGATION		EXTENSION PACKAGE	
	Holder	Hectare	Quintal	Holder	Hectare	Holder	Hectare	Holder	Hectare
All	1,574,597	449,186	265,857	2,569,465	1,587,765	865,094	146,871	3,184,568	1,864,861
Cereals	1,384,824	429,536	258,884	2,356,763	1,517,026	290,520	73,509	3,121,475	1,792,922
Teff	71,523	24,712	11,808	1,332,609	622,646	44,595	7,895	1,138,232	567,872
Barley	32,895	7,814	13,606	503,383	155,491	48,930	7,441	426,011	142,172
Wheat	269,460	83,613	154,645	1,320,482	619,880	31,388	6,116	1,089,713	489,836
Maize	1,054,434	306,576	75,935	148,287	31,573	166,125	35,586	1,511,130	434,621
Sorghum	20,745	5,552	640	116,827	39,491	75,612	15,596	173,483	44,826
Finger millet	5,948	1,242	*	97,707	39,854	5,334	769	259,967	108,101
Oats / 'Aja'	719	23	14	46,747	8,066	2,310	*	23,231	5,489
Rice	*	*	*	370	25	*	*	*	*
Pulses	30,994	5,224	6,693	124,392	25,299	49,864	3,950	219,419	24,957
Horse / Faba beans	5,103	576	*	47,550	5,669	12,978	1,012	104,738	11,532
Field Peas	4,142	446	512	38,153	7,891	5,068	469	32,748	4,165
Haricot beans	9,436	1,133	1,589	17,226	2,448	13,912	605	71,682	5,338
Chick peas	3,995	1,168	1,969	9,841	3,913	4,040	768	14,788	1,742
Lentils	6,967	1,442	1,530	23,793	4,356	2,651	250	11,914	1,584
Vetch / Grass peas	*	*	*	3,722	559	2,654	564	3,099	*
Soya beans	3,409	337	269	*	*	*	*	*	*
Fenugreek	-	-	-	*	*	9,935	*	3,556	*
Gibto	-	-	-	-	-	-	-	3,684	210
Oilseeds	8,808	1,833	280	52,257	8,739	18,340	1,740	171,520	17,976
Neug	*	*	-	3,560	659	1,239	*	14,000	2,629
Linseed	2,229	373	*	41,659	6,950	4,855	98	21,117	1,998
Groundnuts	*	*	*	*	*	4,809	219	3,585	152
Safflower	-	-	-	2,080	*	1,844	*	16,450	*
Sesame	3,238	1,184	96	1,500	*	2,614	*	10,115	3,219
Rapeseed	*	*	*	*	*	2,983	13	115,949	9,014
Vegetables	46,950	779	-	47,403	3,469	240,336	7,307	118,025	10,259
Lettuce	3,310	*	-	-	-	7,036	97	*	*
Head cabbage	24,416	191	-	*	*	36,346	585	10,104	52
Ethiopian cabbage	2,335	14	-	14,525	145	33,314	371	6,676	149
Tomatoes	6,259	*	-	11,297	1,349	51,161	*	5,673	137
Green peppers	3,036	12	-	4,001	*	75,471	917	9,361	158
Red peppers	5,919	489	-	15,307	1,772	90,843	1,883	88,420	9,746
Swiss chard	8,191	16	-	*	*	10,673	44	4,109	*
Root crops	49,033	813	-	83,795	8,086	298,907	13,351	124,626	4,350
Beetroot	24,637	*	-	*	*	24,781	447	14,228	51
Carrot	16,633	42	-	*	*	20,216	336	13,242	144
Onion	16,011	*	-	13,977	1,004	115,998	5,706	22,963	603
Potatoes	2,604	82	-	49,933	6,671	79,136	4,640	46,600	2,419
Garlic	4,585	15	-	12,146	98	93,451	895	23,547	169
Taro 'Godere'	556	*	-	2,684	63	1,997	41	4,329	149
Sweet potatoes	3,864	*	-	7,142	209	41,517	1,286	21,652	816
Other Temporary	3,581	70	-	31,985	15,550	53,213	9,512	22,444	*
Permanent crops				108,653	9,596	463,714	37,502	202,683	13,451
Avocado				1,713	5	12,656	210	5,375	24
Bananas				4,905	32	108,760	7,997	13,941	190
Guava				*	*	28,486	167	*	*
Lemons				*	*	32,796	207	*	*
Mangoes				3,224	*	36,185	1,314	3,043	*
Oranges				*	*	43,418	419	1,777	*
Papayas				*	*	57,183	623	*	*
Pineapples				-	-	-	-	*	*
Chat				61,841	7,788	147,767	11,475	85,796	6,475
Coffee	113,027	9,681	-	15,330	973	194,913	8,083	69,689	3,963
Hops / 'Gesho'				9,733	203	145,214	1,437	35,127	907
Enset				11,861	479	19,593	1,195		
Sugar cane				2,641	*	75,483	4,024	8,676	268
Other permanent				1,884	*	43,726	352	5,412	46

Table1.1 Number of Holders, Inputs Applied Area and Quantity of Inputs used

Tigray

Crop type	All	All Fertilizers		Natural		DAP		
	Crop Area	Hectare	Quintal	Holder	Hectare	Holder	Hectare	Quintal
All	719,288	333,701	133,660	508,405	179,113	62,122	31,451	18,209
Cereals	585,847	314,014	131,127	465,490	162,209	61,887	30,564	17,959
Teff	138,346	81,008	44,917	86,344	20,093	28,770	10,249	4,797
Barley	79,108	42,320	28,442	157,147	20,351	13,824	4,375	3,815
Wheat	76,776	41,621	32,655	116,821	16,374	13,561	2,835	3,079
Maize	46,192	37,154	7,064	295,386	29,863	7,009	*	748
Sorghum	184,011	78,111	6,526	170,513	63,596	12,602	4,705	1,620
Finger millet	60,737	33,581	11,381	74,263	11,811	20,441	7,599	3,899
Oats / 'Aja'	678	*	*	*	*	-	-	-
Rice	-	-	-	-	-	-	-	-
Pulses	46,338	9,922	845	102,633	9,507	*	*	*
Horse / Faba beans	14,616	5,406	555	72,835	5,170	*	*	*
Field Peas	5,240	1,226	*	14,000	1,175	*	*	*
Haricot beans	*	*	*	*	*	-	-	-
Chick peas	11,702	*	*	9,005	*	-	-	-
Lentils	4,060	461	*	5,236	390	-	-	-
Vetch / Grass peas	6,975	*	-	5,156	*	-	-	-
Soya beans	*	-	-	-	-	-	-	-
Fenugreek	416	81	*	6,221	37	*	*	*
Gibto	-	-	-	-	-	-	-	-
Oilseeds	76,166	6,438	797	31,194	4,620	2,356	*	164
Neug	6,491	391	324	3,597	209	-	-	-
Linseed	9,190	1,512	*	13,702	1,392	*	*	*
Groundnuts	16	*	-	*	*	-	-	-
Safflower	*	*	*	*	*	*	*	*
Sesame	60,148	4,400	353	11,679	2,921	1,673	*	*
Rapeseed	*	*	-	*	*	-	-	-
Vegetables	2,089	1,214	*	114,540	1,092	*	*	*
Lettuce	34	5	*	2,165	5	-	-	-
Head cabbage	30	21	*	3,957	18	-	-	-
Ethiopian cabbage	*	*	-	*	*	-	-	-
Tomatoes	431	201	*	13,634	128	-	-	-
Green peppers	354	235	*	26,534	215	*	*	*
Red peppers	1,205	737	*	77,667	712	*	*	*
Swiss chard	23	11	*	4,608	10	*	*	*
Root crops	1,648	895	*	41,779	497	*	*	*
Beetroot	1	1	-	998	1	-	-	-
Carrot	*	*	*	*	*	-	-	-
Onion	590	257	114	14,152	124	-	-	-
Potatoes	*	*	*	7,411	54	*	*	*
Garlic	538	272	*	25,945	248	-	-	-
Taro 'Godere'	-	-	-	-	-	-	-	-
Sweet potatoes	5	*	-	1,015	*	-	-	-
Other Temporary	405	*	-	10,724	*	-	-	-
Permanent crops	6,795	1,083		48,166	1,053			
Avocado	*	*		*	*			
Bananas	23	*		*	*			
Guava	*	13		4,394	13			
Lemons	*	5		2,404	5			
Mangoes	*	*		*	*			
Oranges	24	10		2,427	10			
Papayas	45	13		3,244	13			
Pineapples	-	-		-	-			
Chat	*	*		*	*			
Coffee	29	13		2,601	13			
Hops / 'Geshe'	1,118	597		35,893	569			
Enset	-	-		-	-			
Sugar cane	*	*		*	*			
Other permanent	5,159	412		9,690	410			

(Table 1.1cont'd.)

Tigray

Crop type	UREA			UREA + DAP			INDIGENOUS SEED		
	Holder	Hectare	Quintal	Holder	Hectare	Quintal	Holder	Hectare	Quintal
All	33,789	9,683	7,836	231,591	113,454	107,615	724,717	699,546	466,911
Cereals	31,354	9,498	7,603	230,682	111,743	105,565	711,502	567,963	411,123
Teff	18,155	3,501	1,984	148,284	47,166	38,135	422,540	134,654	65,510
Barley	7,610	1,436	1,764	76,891	16,158	22,863	352,438	78,859	136,308
Wheat	7,972	*	2,332	80,854	20,399	27,244	278,161	67,616	107,896
Maize	4,857	454	432	37,862	6,036	5,883	422,198	45,020	23,688
Sorghum	*	*	*	20,343	8,611	4,113	389,546	180,741	51,386
Finger millet	4,713	877	294	52,408	13,294	7,188	252,642	60,414	25,134
Oats / 'Aja'	*	*	*	*	*	*	3,470	659	1,201
Rice	-	-	-	-	-	-	-	-	-
Pulses	*	*	*	5,391	364	807	297,770	45,753	44,262
Horse / Faba beans	*	*	*	4,156	213	533	175,803	14,531	20,283
Field Peas	-	-	-	*	*	*	48,139	5,139	6,433
Haricot beans	-	-	-	*	*	*	19,252	*	882
Chick peas	*	*	*	-	-	-	51,014	11,531	6,274
Lentils	-	-	-	*	*	*	34,342	3,850	3,864
Vetch / Grass peas	-	-	-	-	-	-	35,594	6,975	6,193
Soya beans	-	-	-	-	-	-	*	*	*
Fenugreek	-	-	-	*	*	*	15,783	416	283
Gibto	-	-	-	-	-	-	-	-	-
Oilseeds	*	*	*	3,599	942	616	203,361	75,264	11,527
Neug	-	-	-	1,753	*	324	43,828	6,472	1,597
Linseed	-	-	-	*	*	*	78,418	9,188	3,876
Groundnuts	-	-	-	-	-	-	*	*	*
Safflower	*	*	*	*	*	*	6,950	*	81
Sesame	*	*	*	1,160	708	235	102,849	59,275	5,963
Rapeseed	-	-	-	-	-	-	2,327	*	*
Vegetables	*	*	*	3,339	*	*	173,121	2,038	-
Lettuce	*	*	*	-	-	-	3,463	32	-
Head cabbage	-	-	-	*	*	*	5,497	21	-
Ethiopian cabbage	-	-	-	-	-	-	*	*	-
Tomatoes	*	*	*	*	*	*	21,525	417	-
Green peppers	*	*	*	*	*	*	42,130	342	-
Red peppers	*	*	*	*	*	*	117,075	1,193	-
Swiss chard	-	-	-	-	-	-	7,254	21	-
Root crops	*	*	*	5,611	*	*	91,699	1,578	-
Beetroot	-	-	-	-	-	-	1,183	1	-
Carrot	-	-	-	*	*	*	5,287	*	-
Onion	*	*	*	2,998	*	*	36,860	536	-
Potatoes	*	*	*	*	*	*	16,348	*	-
Garlic	*	*	*	1,371	*	*	55,659	531	-
Taro 'Godere'	-	-	-	-	-	-	-	-	-
Sweet potatoes	-	-	-	-	-	-	*	*	-
Other Temporary	-	-	-	-	-	-	21,061	373	-
Permanent crops							143,576	6,578	
Avocado							*	*	
Bananas							2,719	20	
Guava							6,630	*	
Lemons							6,839	*	
Mangoes							*	*	
Oranges							4,717	21	
Papayas							5,824	34	
Pineapples							-	-	
Chat							*	*	
Coffee							3,864	19	
Hops / 'Geshe'							70,728	976	
Enset							-	-	
Sugar cane							*	*	
Other permanent							77,339	5,118	

(Table 1.1 Cont'd.)

Tigray

Crop type	IMPROVED SEED			PESTICIDE		IRRIGATION		EXTENSION PACKAGE	
	Holder	Hectare	Quintal	Holder	Hectare	Holder	Hectare	Holder	Hectare
All	78,460	18,251	19,009	66,840	27,107	125,267	19,696	280,176	134,271
Cereals	61,983	16,739	18,174	60,664	25,091	46,695	16,069	276,268	131,199
Teff	14,294	3,458	1,599	25,131	6,413	20,847	4,464	161,437	53,153
Barley	*	*	*	18,825	2,461	10,787	1,629	54,822	9,467
Wheat	34,755	8,929	15,418	13,936	2,176	12,811	2,688	82,152	19,078
Maize	9,390	953	499	7,730	1,078	12,394	996	43,058	6,593
Sorghum	9,250	3,126	387	14,905	8,968	11,256	*	44,622	21,501
Finger millet	*	*	*	10,558	3,996	*	*	69,574	21,389
Oats / 'Aja'	-	-	-	-	-	-	-	*	*
Rice	-	-	-	-	-	-	-	-	-
Pulses	2,803	508	766	5,557	*	9,874	826	5,547	440
Horse / Faba beans	*	*	*	2,535	*	3,605	162	3,124	124
Field Peas	*	*	*	*	*	*	*	1,089	*
Haricot beans	*	*	*	*	*	*	*	*	*
Chick peas	*	*	*	*	*	1,602	280	*	*
Lentils	*	*	*	*	*	*	*	*	*
Vetch / Grass peas	-	-	-	-	-	*	*	-	-
Soya beans	-	-	-	-	-	-	-	-	-
Fenugreek	-	-	-	-	-	*	*	*	*
Gibto	-	-	-	-	-	-	-	-	-
Oilseeds	2,664	876	69	942	170	2,584	121	5,783	2,075
Neug	-	-	-	*	*	-	-	1,327	*
Linseed	*	*	-	*	*	*	*	-	-
Groundnuts	*	*	*	-	-	*	*	*	*
Safflower	-	-	-	-	-	*	*	*	*
Sesame	2,295	872	68	187	84	*	*	4,214	1,900
Rapeseed	*	*	-	-	-	*	*	-	-
Vegetables	4,408	27	-	746	*	48,042	873	4,771	*
Lettuce	*	*	-	-	-	3,162	31	-	-
Head cabbage	*	*	-	-	-	5,669	30	*	*
Ethiopian cabbage	-	-	-	-	-	*	*	-	-
Tomatoes	1,504	3	-	*	*	15,704	371	*	*
Green peppers	*	*	-	-	-	23,592	236	*	*
Red peppers	586	4	-	*	*	13,787	188	859	10
Swiss chard	816	*	-	-	-	5,421	18	-	-
Root crops	2,901	25	-	1,041	*	42,456	956	5,755	*
Beetroot	*	*	-	-	-	1,293	1	-	-
Carrot	-	-	-	-	-	*	*	-	-
Onion	2,225	22	-	*	*	22,622	385	*	*
Potatoes	-	-	-	*	*	6,363	*	*	*
Garlic	*	*	-	*	*	21,143	230	1,904	*
Taro 'Godere'	-	-	-	-	-	-	-	-	-
Sweet potatoes	*	*	-	-	-	*	*	*	*
Other Temporary	1,698	32	-	-	-	4,702	9	*	31
Permanent crops				965	*	39,281	842	*	*
Avocado				-	-	*	*	-	-
Bananas				-	-	2,488	22	74	*
Guava				-	-	5,178	*	*	*
Lemons				-	-	4,222	*	*	*
Mangoes				-	-	*	*	-	-
Oranges				-	-	2,901	14	-	-
Papayas				-	-	7,999	42	*	1
Pineapples				-	-	-	-	-	-
Chat				-	-	*	*	-	-
Coffee	702	7	-	-	-	3,658	22	*	*
Hops / 'Gesho'				*	*	28,238	280	*	*
Enset				-	-	-	-	-	-
Sugar cane				-	-	*	*	-	-
Other permanent				*	*	3,114	*	*	*

Table1.1.1 Number of Holders, Inputs Applied Area and Quantity of Inputs used

North West Tigray

Crop type	All	All Fertilizers		Natural		DAP		
	Crop Area	Hectare	Quintal	Holder	Hectare	Holder	Hectare	Quintal
All	168,408	89,877	31,385	100,327	40,472	25,824	15,922	7,398
Cereals	142,961	86,336	30,422	91,728	38,240	25,824	15,213	7,273
Teff	31,963	22,162	14,964	7,530	1,295	13,234	5,978	2,721
Barley	588	*	*	*	*	*	*	*
Wheat	*	-	-	-	-	-	-	-
Maize	17,064	14,749	3,939	79,439	11,295	1,982	*	*
Sorghum	58,735	26,996	3,139	40,886	20,356	5,596	2,074	*
Finger millet	34,579	22,231	8,369	18,169	5,143	17,753	6,996	3,602
Oats / 'Aja'	*	*	*	-	-	-	-	-
Rice	-	-	-	-	-	-	-	-
Pulses	6,424	246	*	4,347	183	*	*	*
Horse / Faba beans	1,373	117	*	*	*	-	-	-
Field Peas	*	-	-	-	-	-	-	-
Haricot beans	*	*	*	*	*	-	-	-
Chick peas	3,730	48	-	1,271	48	-	-	-
Lentils	*	-	-	-	-	-	-	-
Vetch / Grass peas	*	-	-	-	-	-	-	-
Soya beans	*	-	-	-	-	-	-	-
Fenugreek	*	*	*	*	*	*	*	*
Gibto	-	-	-	-	-	-	-	-
Oilseeds	17,860	2,591	407	6,554	1,475	1,673	*	*
Neug	3,002	*	*	*	*	-	-	-
Linseed	1,053	*	-	*	*	-	-	-
Groundnuts	*	*	-	*	*	-	-	-
Safflower	-	-	-	-	-	-	-	-
Sesame	13,787	2,425	153	5,402	*	1,673	*	*
Rapeseed	*	-	-	-	-	-	-	-
Vegetables	789	574	*	61,624	546	*	*	*
Lettuce	*	-	-	-	-	-	-	-
Head cabbage	*	-	-	-	-	-	-	-
Ethiopian cabbage	-	-	-	-	-	-	-	-
Tomatoes	*	*	*	*	*	-	-	-
Green peppers	*	*	*	*	*	*	*	*
Red peppers	715	524	*	56,865	516	*	*	*
Swiss chard	*	*	-	*	*	-	-	-
Root crops	*	*	*	*	*	-	-	-
Beetroot	*	-	-	-	-	-	-	-
Carrot	*	-	-	-	-	-	-	-
Onion	*	*	*	*	*	-	-	-
Potatoes	*	-	-	-	-	-	-	-
Garlic	*	*	-	*	*	-	-	-
Taro 'Godere'	-	-	-	-	-	-	-	-
Sweet potatoes	*	*	-	*	*	-	-	-
Other Temporary	*	*	-	*	*	-	-	-
Permanent crops	192	*	*	*	*			
Avocado	-	-	-	-	-			
Bananas	*	-	-	-	-			
Guava	*	-	-	-	-			
Lemons	*	*	*	*	*			
Mangoes	-	-	-	-	-			
Oranges	*	-	-	-	-			
Papayas	*	*	*	*	*			
Pineapples	-	-	-	-	-			
Chat	-	-	-	-	-			
Coffee	*	-	-	-	-			
Hops / 'Geshe'	*	*	*	*	*			
Enset	-	-	-	-	-			
Sugar cane	-	-	-	-	-			
Other permanent	*	-	-	-	-			

(Table 1.1.1cont'd.)

North West Tigray

[illegible]

(Table 1.1.1 Cont'd.)

North West Tigray

Crop type	IMPROVED SEED			PESTICIDE		IRRIGATION		EXTENSION PACKAGE	
	Holder	Hectare	Quintal	Holder	Hectare	Holder	Hectare	Holder	Hectare
All	6,207	1,258	348	13,869	*	12,434	469	79,774	55,143
Cereals	4,342	1,011	198	13,251	*	1,677	224	79,568	53,655
Teff	1,242	*	*	1,400	*	914	*	49,015	21,042
Barley	-	-	-	*	*	-	-	*	*
Wheat	-	-	-	-	-	-	-	-	-
Maize	*	*	*	1,377	*	*	*	15,410	3,537
Sorghum	1,772	*	*	*	*	*	*	21,221	11,276
Finger millet	*	*	*	7,313	3,348	*	*	49,295	17,753
Oats / 'Aja'	-	-	-	-	-	-	-	*	*
Rice	-	-	-	-	-	-	-	-	-
Pulses	*	*	*	-	-	*	*	1,817	*
Horse / Faba beans	-	-	-	-	-	-	-	*	*
Field Peas	-	-	-	-	-	-	-	-	-
Haricot beans	-	-	-	-	-	*	*	*	*
Chick peas	*	*	*	-	-	-	-	*	*
Lentils	-	-	-	-	-	-	-	-	-
Vetch / Grass peas	-	-	-	-	-	-	-	-	-
Soya beans	-	-	-	-	-	-	-	-	-
Fenugreek	-	-	-	-	-	-	-	*	*
Gibto	-	-	-	-	-	-	-	-	-
Oilseeds	*	*	*	*	*	*	*	4,080	*
Neug	-	-	-	*	*	-	-	*	*
Linseed	-	-	-	-	-	-	-	-	-
Groundnuts	-	-	-	-	-	*	*	-	-
Safflower	-	-	-	-	-	-	-	-	-
Sesame	*	*	*	*	*	-	-	*	*
Rapeseed	-	-	-	-	-	-	-	-	-
Vegetables	-	-	-	*	*	*	*	*	*
Lettuce	-	-	-	-	-	*	*	-	-
Head cabbage	-	-	-	-	-	*	*	-	-
Ethiopian cabbage	-	-	-	-	-	-	-	-	-
Tomatoes	-	-	-	-	-	*	*	*	*
Green peppers	-	-	-	-	-	*	*	*	*
Red peppers	-	-	-	*	*	*	*	*	*
Swiss chard	-	-	-	-	-	-	-	-	-
Root crops	*	*	-	-	-	*	*	*	*
Beetroot	-	-	-	-	-	*	*	-	-
Carrot	-	-	-	-	-	*	*	-	-
Onion	*	*	-	-	-	*	*	*	*
Potatoes	-	-	-	-	-	-	-	-	-
Garlic	-	-	-	-	-	*	*	*	*
Taro 'Godere'	-	-	-	-	-	-	-	-	-
Sweet potatoes	*	*	-	-	-	-	-	-	-
Other Temporary	-	-	-	-	-	*	*	*	*
Permanent crops				*	*	8,257	148	*	*
Avocado				-	-	-	-	-	-
Bananas				-	-	1,130	*	-	-
Guava				-	-	*	*	-	-
Lemons				-	-	*	*	-	-
Mangoes				-	-	-	-	-	-
Oranges				-	-	*	*	-	-
Papayas				-	-	*	*	*	*
Pineapples				-	-	-	-	-	-
Chat				-	-	-	-	-	-
Coffee	-	-	-	-	-	*	*	-	-
Hops / 'Geshe'				*	*	*	*	-	-
Enset				-	-	-	-	-	-
Sugar cane				-	-	-	-	-	-
Other permanent				-	-	*	*	-	-

Table1.1.2 Number of Holders, Inputs Applied Area and Quantity of Inputs used

Central Tigray

Crop type	All	All Fertilizers		Natural		DAP		
	Crop Area	Hectare	Quintal	Holder	Hectare	Holder	Hectare	Quintal
All	155,424	110,362	38,051	167,890	66,823	8,272	2,253	949
Cereals	141,193	104,434	37,558	159,334	61,268	8,272	2,253	949
Teff	47,225	36,120	20,119	42,678	10,064	4,948	1,161	391
Barley	12,527	8,521	6,945	50,487	4,478	*	*	*
Wheat	10,968	7,134	5,287	33,902	3,203	*	*	*
Maize	14,940	13,146	2,121	107,211	10,454	*	*	*
Sorghum	43,062	32,542	1,466	83,283	28,817	*	*	*
Finger millet	12,472	6,969	1,619	37,505	4,252	1,544	*	*
Oats / 'Aja'	-	-	-	-	-	-	-	-
Rice	-	-	-	-	-	-	-	-
Pulses	10,000	3,594	272	41,826	3,406	-	-	-
Horse / Faba beans	5,138	2,173	*	33,302	2,066	-	-	-
Field Peas	556	278	*	3,541	270	-	-	-
Haricot beans	*	*	-	*	*	-	-	-
Chick peas	808	*	-	*	*	-	-	-
Lentils	896	131	*	1,443	*	-	-	-
Vetch / Grass peas	1,592	*	-	*	*	-	-	-
Soya beans	-	-	-	-	-	-	-	-
Fenugreek	*	*	*	*	*	-	-	-
Gibto	-	-	-	-	-	-	-	-
Oilseeds	2,930	1,569	*	12,252	*	-	-	-
Neug	375	*	*	*	*	-	-	-
Linseed	1,537	*	*	6,699	*	-	-	-
Groundnuts	*	-	-	-	-	-	-	-
Safflower	*	*	-	*	*	-	-	-
Sesame	*	*	*	*	*	-	-	-
Rapeseed	*	*	-	*	*	-	-	-
Vegetables	248	162	*	20,693	157	-	-	-
Lettuce	*	*	-	*	*	-	-	-
Head cabbage	*	*	-	*	*	-	-	-
Ethiopian cabbage	*	*	-	*	*	-	-	-
Tomatoes	8	*	-	*	*	-	-	-
Green peppers	111	62	*	9,322	58	-	-	-
Red peppers	105	*	-	10,053	*	-	-	-
Swiss chard	*	*	-	*	*	-	-	-
Root crops	446	166	*	13,243	147	-	-	-
Beetroot	*	*	-	*	*	-	-	-
Carrot	10	*	-	*	*	-	-	-
Onion	156	*	*	3,907	*	-	-	-
Potatoes	22	*	-	1,116	*	-	-	-
Garlic	254	87	*	10,465	84	-	-	-
Taro 'Godere'	-	-	-	-	-	-	-	-
Sweet potatoes	*	*	-	*	*	-	-	-
Other Temporary	5	4	-	2,495	4	-	-	-
Permanent crops	602	434	-	15,510	411	-	-	-
Avocado	*	*	-	*	*	-	-	-
Bananas	*	*	-	*	*	-	-	-
Guava	*	*	-	*	*	-	-	-
Lemons	*	*	-	*	*	-	-	-
Mangoes	-	-	-	-	-	-	-	-
Oranges	*	*	-	1,452	*	-	-	-
Papayas	19	*	-	*	*	-	-	-
Pineapples	-	-	-	-	-	-	-	-
Chat	*	*	-	*	*	-	-	-
Coffee	*	*	-	*	*	-	-	-
Hops / 'Geshe'	546	391	-	13,640	368	-	-	-
Enset	-	-	-	-	-	-	-	-
Sugar cane	*	*	-	*	*	-	-	-
Other permanent	*	*	-	*	*	-	-	-

(Table 1.1.2 Cont'd.)

Central Tigray

Crop type	IMPROVED SEED			PESTICIDE		IRRIGATION		EXTENSION PACKAGE	
	Holder	Hectare	Quintal	Holder	Hectare	Holder	Hectare	Holder	Hectare
All	13,478	1,833	1,202	31,595	9,868	24,752	1,535	93,829	33,774
Cereals	8,742	1,794	1,196	30,751	9,591	*	*	93,829	33,505
Teff	4,516	1,166	564	17,312	4,712	*	*	73,602	20,239
Barley	-	-	-	16,061	2,037	*	*	25,112	2,940
Wheat	1,941	332	*	8,070	*	*	*	22,205	3,397
Maize	*	*	*	5,196	744	*	*	15,932	2,048
Sorghum	*	*	*	3,066	727	*	*	10,023	3,056
Finger millet	-	-	-	1,929	292	*	*	13,893	1,824
Oats / 'Aja'	-	-	-	-	-	-	-	-	-
Rice	-	-	-	-	-	-	-	-	-
Pulses	*	*	*	*	*	*	*	1,495	*
Horse / Faba beans	-	-	-	*	*	*	*	1,330	*
Field Peas	-	-	-	*	*	-	-	*	*
Haricot beans	*	*	*	*	*	-	-	-	-
Chick peas	-	-	-	-	-	-	-	-	-
Lentils	-	-	-	-	-	-	-	*	*
Vetch / Grass peas	-	-	-	-	-	-	-	-	-
Soya beans	-	-	-	-	-	-	-	-	-
Fenugreek	-	-	-	-	-	*	*	-	-
Gibto	-	-	-	-	-	-	-	-	-
Oilseeds	-	-	-	*	*	*	*	*	*
Neug	-	-	-	-	-	-	-	*	*
Linseed	-	-	-	*	*	-	-	-	-
Groundnuts	-	-	-	-	-	-	-	-	-
Safflower	-	-	-	-	-	*	*	-	-
Sesame	-	-	-	-	-	-	-	*	*
Rapeseed	-	-	-	-	-	-	-	-	-
Vegetables	*	*	-	-	-	14,301	163	-	-
Lettuce	*	*	-	-	-	*	*	-	-
Head cabbage	-	-	-	-	-	*	*	-	-
Ethiopian cabbage	-	-	-	-	-	*	*	-	-
Tomatoes	*	*	-	-	-	*	*	-	-
Green peppers	*	*	-	-	-	9,074	86	-	-
Red peppers	-	-	-	-	-	4,436	*	-	-
Swiss chard	-	-	-	-	-	*	*	-	-
Root crops	*	*	-	*	*	9,645	147	*	*
Beetroot	*	*	-	-	-	*	*	-	-
Carrot	-	-	-	-	-	*	*	-	-
Onion	*	*	-	-	-	4,500	*	-	-
Potatoes	-	-	-	-	-	*	*	-	-
Garlic	*	*	-	*	*	6,339	73	*	*
Taro 'Godere'	-	-	-	-	-	-	-	-	-
Sweet potatoes	*	*	-	-	-	*	*	-	-
Other Temporary	*	*	-	-	-	*	*	-	-
Permanent crops				*	*	7,850	132	*	*
Avocado				-	-	*	*	-	-
Bananas				-	-	*	*	-	-
Guava				-	-	*	*	-	-
Lemons				-	-	*	*	-	-
Mangoes				-	-	-	-	-	-
Oranges				-	-	*	*	-	-
Papayas				-	-	3,508	19	-	-
Pineapples				-	-	-	-	-	-
Chat				-	-	-	-	-	-
Coffee	*	*	-	-	-	*	*	*	*
Hops / 'Geshe'				*	*	4,608	*	*	*
Enset				-	-	-	-	-	-
Sugar cane				-	-	*	*	-	-
Other permanent				-	-	*	*	-	-

Table1.1.3 Number of Holders, Inputs Applied Area and Quantity of Inputs used

East Tigray

Crop type	All Crop Area	All Fertilizers		Natural		DAP		
		Hectare	Quintal	Holder	Hectare	Holder	Hectare	Quintal
All	73,713	42,154	20,897	90,394	25,316	17,034	5,321	5,068
Cereals	59,264	38,848	20,325	84,274	22,486	16,800	5,151	4,982
Teff	9,130	5,526	2,799	13,445	1,617	*	*	*
Barley	19,683	13,673	7,379	59,888	8,420	8,084	1,480	1,499
Wheat	16,855	10,928	8,808	47,035	5,435	8,662	1,251	1,663
Maize	5,524	4,457	738	37,946	3,653	*	*	*
Sorghum	4,627	2,301	*	14,012	1,870	*	*	*
Finger millet	3,156	1,851	311	12,678	1,379	*	*	*
Oats / 'Aja'	*	*	-	*	*	-	-	-
Rice	-	-	-	-	-	-	-	-
Pulses	7,200	2,065	*	25,427	2,006	*	*	*
Horse / Faba beans	1,533	1,027	*	18,165	972	*	*	*
Field Peas	897	307	*	5,561	302	*	*	*
Haricot beans	*	-	-	-	-	-	-	-
Chick peas	1,189	*	-	*	*	-	-	-
Lentils	453	190	-	2,179	190	-	-	-
Vetch / Grass peas	3,100	*	-	*	*	-	-	-
Soya beans	-	-	-	-	-	-	-	-
Fenugreek	24	2	-	828	2	-	-	-
Gibto	-	-	-	-	-	-	-	-
Oilseeds	1,893	406	*	4,938	310	*	*	*
Neug	*	*	-	*	*	-	-	-
Linseed	1,845	388	*	3,725	*	*	*	*
Groundnuts	-	-	-	-	-	-	-	-
Safflower	*	*	*	*	*	*	*	*
Sesame	-	-	-	-	-	-	-	-
Rapeseed	*	*	-	*	*	-	-	-
Vegetables	293	232	*	11,858	142	-	-	-
Lettuce	*	*	*	1,133	*	-	-	-
Head cabbage	*	*	*	882	*	-	-	-
Ethiopian cabbage	*	*	-	*	*	-	-	-
Tomatoes	162	134	*	6,983	*	-	-	-
Green peppers	76	58	*	7,310	45	-	-	-
Red peppers	*	*	*	*	*	-	-	-
Swiss chard	10	*	-	1,963	*	-	-	-
Root crops	*	*	*	5,422	38	*	*	*
Beetroot	*	*	-	*	*	-	-	-
Carrot	*	-	-	-	-	-	-	-
Onion	82	30	*	3,040	23	-	-	-
Potatoes	*	*	*	2,463	11	*	*	*
Garlic	*	3	*	1,193	*	-	-	-
Taro 'Godere'	-	-	-	-	-	-	-	-
Sweet potatoes	-	-	-	-	-	-	-	-
Other Temporary	*	*	-	*	*	-	-	-
Permanent crops	4,698	333		12,853	333			
Avocado	*	-	-	-	-			
Bananas	-	-	-	-	-			
Guava	*	*	*	*	*			
Lemons	-	-	-	-	-			
Mangoes	*	*	*	*	*			
Oranges	8	*	*	*	*			
Papayas	*	-	-	-	-			
Pineapples	-	-	-	-	-			
Chat	*	*	*	*	*			
Coffee	*	*	*	*	*			
Hops / 'Geshe'	145	*		7,361	*			
Enset	-	-	-	-	-			
Sugar cane	-	-	-	-	-			
Other permanent	4,489	239		5,111	239			

(Table 1.1.3 cont'd.)

East Tigray

Crop type	UREA			UREA + DAP			INDIGENOUS SEED		
	Holder	Hectare	Quintal	Holder	Hectare	Quintal	Holder	Hectare	Quintal
All	11,542	2,116	2,193	25,143	9,401	13,636	114,216	69,864	81,214
Cereals	9,328	2,037	2,018	24,440	9,174	13,326	112,440	55,483	71,983
Teff	5,347	850	451	7,527	1,542	1,159	43,523	8,106	5,167
Barley	3,562	642	747	18,265	3,130	5,132	100,073	19,614	35,255
Wheat	2,750	312	*	21,455	3,931	6,505	79,993	14,888	23,164
Maize	*	70	65	3,356	282	373	50,913	4,974	4,424
Sorghum	-	-	-	*	*	*	28,079	4,457	1,950
Finger millet	1,581	*	*	2,035	*	118	24,637	3,156	1,703
Oats / 'Aja'	-	-	-	-	-	-	*	*	*
Rice	-	-	-	-	-	-	-	-	-
Pulses	*	*	*	*	*	*	57,529	7,200	8,191
Horse / Faba beans	*	*	*	*	*	*	31,172	1,533	2,694
Field Peas	-	-	-	-	-	-	15,252	897	1,429
Haricot beans	-	-	-	-	-	-	*	*	*
Chick peas	-	-	-	-	-	-	5,847	1,189	*
Lentils	-	-	-	-	-	-	5,172	453	493
Vetch / Grass peas	-	-	-	-	-	-	15,259	3,100	2,641
Soya beans	-	-	-	-	-	-	-	-	-
Fenugreek	-	-	-	-	-	-	2,671	24	19
Gibto	-	-	-	-	-	-	-	-	-
Oilseeds	-	-	-	-	-	-	19,439	1,891	1,039
Neug	-	-	-	-	-	-	*	*	*
Linseed	-	-	-	-	-	-	17,812	1,843	1,024
Groundnuts	-	-	-	-	-	-	-	-	-
Safflower	-	-	-	-	-	-	*	*	*
Sesame	-	-	-	-	-	-	-	-	-
Rapeseed	-	-	-	-	-	-	*	*	*
Vegetables	*	*	*	*	*	*	20,520	275	-
Lettuce	*	*	*	-	-	-	1,374	*	-
Head cabbage	-	-	-	*	*	*	1,888	10	-
Ethiopian cabbage	-	-	-	-	-	-	*	*	-
Tomatoes	*	*	*	*	*	*	11,499	161	-
Green peppers	*	*	*	*	*	*	13,281	72	-
Red peppers	-	-	-	*	*	*	*	*	-
Swiss chard	-	-	-	-	-	-	3,028	9	-
Root crops	*	*	*	*	*	*	11,521	*	-
Beetroot	-	-	-	-	-	-	*	*	-
Carrot	-	-	-	-	-	-	*	*	-
Onion	*	*	*	*	*	*	5,296	72	-
Potatoes	*	*	*	*	*	*	5,965	*	-
Garlic	-	-	-	*	*	*	*	*	-
Taro 'Godere'	-	-	-	-	-	-	-	-	-
Sweet potatoes	-	-	-	-	-	-	-	-	-
Other Temporary	-	-	-	-	-	-	*	*	-
Permanent crops							66,769	4,662	
Avocado							*	*	
Bananas							-	-	
Guava							1,758	*	
Lemons							-	-	
Mangoes							*	*	
Oranges							1,692	*	
Papayas							*	*	
Pineapples							-	-	
Chat							*	*	
Coffee							*	*	
Hops / 'Geshe'							18,590	143	
Enset							-	-	
Sugar cane							-	-	
Other permanent							59,882	4,457	

(Table 1.1.3 Cont'd.)

East Tigray

Crop type	IMPROVED SEED			PESTICIDE		IRRIGATION		EXTENSION PACKAGE	
	Holder	Hectare	Quintal	Holder	Hectare	Holder	Hectare	Holder	Hectare
All	19,217	3,731	4,437	5,407	*	24,274	1,403	30,945	8,453
Cereals	16,665	3,699	4,437	4,311	*	4,571	601	29,320	8,208
Teff	*	*	*	*	*	*	*	8,935	*
Barley	*	*	*	*	*	*	*	13,744	1,993
Wheat	10,328	1,940	3,570	2,489	*	*	*	19,715	3,241
Maize	*	*	*	*	*	*	*	7,952	*
Sorghum	*	*	*	-	-	-	-	*	*
Finger millet	-	-	-	*	*	*	*	1,807	*
Oats / 'Aja'	-	-	-	-	-	-	-	-	-
Rice	-	-	-	-	-	-	-	-	-
Pulses	-	-	-	*	*	*	*	*	*
Horse / Faba beans	-	-	-	*	*	*	*	*	*
Field Peas	-	-	-	-	-	-	-	*	*
Haricot beans	-	-	-	-	-	-	-	-	-
Chick peas	-	-	-	*	*	-	-	-	-
Lentils	-	-	-	-	-	-	-	-	-
Vetch / Grass peas	-	-	-	-	-	*	*	-	-
Soya beans	-	-	-	-	-	-	-	-	-
Fenugreek	-	-	-	-	-	-	-	-	-
Gibto	-	-	-	-	-	-	-	-	-
Oilseeds	*	*	-	-	-	*	*	-	-
Neug	-	-	-	-	-	-	-	-	-
Linseed	*	*	-	-	-	*	*	-	-
Groundnuts	-	-	-	-	-	-	-	-	-
Safflower	-	-	-	-	-	-	-	-	-
Sesame	-	-	-	-	-	-	-	-	-
Rapeseed	*	*	-	-	-	*	*	-	-
Vegetables	1,946	*	-	-	-	15,352	250	*	*
Lettuce	*	*	-	-	-	1,500	*	-	-
Head cabbage	*	*	-	-	-	2,122	*	-	-
Ethiopian cabbage	-	-	-	-	-	-	-	-	-
Tomatoes	766	*	-	-	-	9,231	147	*	*
Green peppers	*	*	-	-	-	9,366	50	*	*
Red peppers	*	*	-	-	-	*	*	-	-
Swiss chard	*	*	-	-	-	2,740	10	-	-
Root crops	*	*	-	*	*	8,731	*	*	*
Beetroot	-	-	-	-	-	*	*	-	-
Carrot	-	-	-	-	-	*	*	-	-
Onion	*	*	-	*	*	5,316	75	-	-
Potatoes	-	-	-	-	-	*	*	*	*
Garlic	-	-	-	-	-	1,406	*	-	-
Taro 'Godere'	-	-	-	-	-	-	-	-	-
Sweet potatoes	-	-	-	-	-	-	-	-	-
Other Temporary	-	-	-	-	-	*	*	-	-
Permanent crops				*	*	6,161	196	*	*
Avocado				-	-	*	*	-	-
Bananas				-	-	-	-	-	-
Guava				-	-	*	*	*	*
Lemons				-	-	-	-	-	-
Mangoes				-	-	*	*	-	-
Oranges				-	-	*	*	-	-
Papayas				-	-	*	*	-	-
Pineapples				-	-	-	-	-	-
Chat				-	-	*	*	-	-
Coffee	-	-	-	-	-	*	*	-	-
Hops / 'Geshe'				-	-	*	*	-	-
Enset				-	-	-	-	-	-
Sugar cane				-	-	-	-	-	-
Other permanent				*	*	1,794	*	-	-

Table1.1.4 Number of Holders, Inputs Applied Area and Quantity of Inputs used

South Tigray

Crop type	All Crop Area	All Fertilizers		Natural		DAP		
		Hectare	Quintal	Holder	Hectare	Holder	Hectare	Quintal
All	211,427	75,112	35,986	115,803	39,342	10,512	*	4,726
Cereals	183,230	70,106	35,647	98,823	34,532	10,512	*	*
Teff	40,211	12,244	2,670	21,499	6,848	*	*	*
Barley	45,200	19,493	13,920	40,751	7,001	5,006	*	*
Wheat	47,741	22,755	17,876	35,212	7,634	4,490	*	*
Maize	5,731	2,786	*	42,039	2,461	*	*	*
Sorghum	41,933	11,983	*	23,187	10,065	*	*	*
Finger millet	2,042	756	*	3,351	*	*	*	*
Oats / 'Aja'	372	*	*	*	*	-	-	-
Rice	-	-	-	-	-	-	-	-
Pulses	20,724	3,549	*	24,586	3,443	*	*	*
Horse / Faba beans	5,700	1,683	*	13,139	1,662	-	-	-
Field Peas	2,988	590	*	4,224	551	-	-	-
Haricot beans	*	*	-	*	*	-	-	-
Chick peas	5,083	*	*	*	*	-	-	-
Lentils	2,674	*	*	1,614	*	-	-	-
Vetch / Grass peas	2,255	*	-	*	*	-	-	-
Soya beans	-	-	-	-	-	-	-	-
Fenugreek	134	20	*	2,815	15	*	*	*
Gibto	-	-	-	-	-	-	-	-
Oilseeds	5,225	613	*	5,224	569	*	*	*
Neug	*	*	*	*	*	-	-	-
Linseed	4,373	441	-	2,669	441	-	-	-
Groundnuts	-	-	-	-	-	-	-	-
Safflower	*	*	*	*	*	*	*	*
Sesame	*	*	-	*	*	-	-	-
Rapeseed	-	-	-	-	-	-	-	-
Vegetables	368	146	*	11,404	146	*	*	*
Lettuce	*	*	-	*	*	-	-	-
Head cabbage	10	*	-	2,845	*	-	-	-
Ethiopian cabbage	*	*	-	*	*	-	-	-
Tomatoes	107	40	-	4,388	40	-	-	-
Green peppers	114	85	-	4,622	85	-	-	-
Red peppers	132	*	-	1,496	*	-	-	-
Swiss chard	*	*	*	*	*	*	*	*
Root crops	644	337	*	18,324	291	-	-	-
Beetroot	-	-	-	-	-	-	-	-
Carrot	*	*	*	*	*	-	-	-
Onion	219	69	*	6,249	52	-	-	-
Potatoes	106	33	-	3,832	33	-	-	-
Garlic	222	154	*	10,581	144	-	-	-
Taro 'Godere'	-	-	-	-	-	-	-	-
Sweet potatoes	*	-	-	-	-	-	-	-
Other Temporary	*	*	-	7,147	*	-	-	-
Permanent crops	1,077	237		14,047	235			
Avocado	-	-	-	-	-			
Bananas	-	-	-	-	-			
Guava	6	*	*	*	*			
Lemons	*	*	*	*	*			
Mangoes	*	*	*	*	*			
Oranges	*	*	*	*	*			
Papayas	*	*	*	*	*			
Pineapples	-	-	-	-	-			
Chat	*	*	*	*	*			
Coffee	*	*	*	*	*			
Hops / 'Geshe'	106	57		9,762	57			
Enset	-	-	-	-	-			
Sugar cane	*	-	-	-	-			
Other permanent	665	*		3,796	*			

(Table 1.1.4 cont'd.)

South Tigray

Crop type	UREA			UREA + DAP			INDIGENOUS SEED		
	Holder	Hectare	Quintal	Holder	Hectare	Quintal	Holder	Hectare	Quintal
All	8,766	*	*	42,745	24,124	27,628	200,968	202,412	191,585
Cereals	8,766	*	*	42,745	23,966	27,375	195,466	174,798	170,738
Teff	*	*	*	10,614	2,667	1,528	102,978	39,206	15,645
Barley	*	*	*	23,997	8,989	10,711	130,219	45,027	76,498
Wheat	*	*	*	32,221	11,843	14,777	121,353	40,893	64,014
Maize	*	*	*	*	*	*	69,365	5,653	3,132
Sorghum	*	*	*	*	*	*	79,099	41,647	9,837
Finger millet	*	*	*	*	*	*	12,327	1,999	730
Oats / 'Aja'	-	-	-	*	*	*	1,685	372	881
Rice	-	-	-	-	-	-	-	-	-
Pulses	*	*	*	*	*	*	89,036	20,261	19,144
Horse / Faba beans	*	*	*	*	*	*	40,237	5,618	8,111
Field Peas	-	-	-	*	*	*	17,179	2,887	3,605
Haricot beans	-	-	-	-	-	-	*	*	*
Chick peas	*	*	*	-	-	-	16,280	5,014	2,244
Lentils	-	-	-	*	*	*	16,528	2,463	2,548
Vetch / Grass peas	-	-	-	-	-	-	10,679	2,255	2,109
Soya beans	-	-	-	-	-	-	-	-	-
Fenugreek	-	-	-	-	-	-	6,192	134	78
Gibto	-	-	-	-	-	-	-	-	-
Oilseeds	*	*	*	*	*	*	30,663	5,203	1,703
Neug	-	-	-	*	*	*	*	*	*
Linseed	-	-	-	-	-	-	25,121	4,373	1,587
Groundnuts	-	-	-	-	-	-	-	-	-
Safflower	*	*	*	*	*	*	5,256	*	*
Sesame	-	-	-	-	-	-	*	*	*
Rapeseed	-	-	-	-	-	-	-	-	-
Vegetables	-	-	-	-	-	-	20,688	355	-
Lettuce	-	-	-	-	-	-	*	*	-
Head cabbage	-	-	-	-	-	-	3,110	10	-
Ethiopian cabbage	-	-	-	-	-	-	*	*	-
Tomatoes	-	-	-	-	-	-	4,900	96	-
Green peppers	-	-	-	-	-	-	6,502	113	-
Red peppers	-	-	-	-	-	-	9,086	132	-
Swiss chard	-	-	-	-	-	-	1,651	2	-
Root crops	*	*	*	1,161	*	*	35,132	601	-
Beetroot	-	-	-	-	-	-	-	-	-
Carrot	-	-	-	*	*	*	*	*	-
Onion	*	*	*	*	*	*	13,715	184	-
Potatoes	-	-	-	-	-	-	6,489	103	-
Garlic	*	*	*	*	*	*	20,551	219	-
Taro 'Godere'	-	-	-	-	-	-	-	-	-
Sweet potatoes	-	-	-	-	-	-	*	*	-
Other Temporary	-	-	-	-	-	-	11,620	*	-
Permanent crops							30,853	1,034	
Avocado							-	-	
Bananas							-	-	
Guava							2,760	6	
Lemons							*	*	
Mangoes							*	*	
Oranges							*	*	
Papayas							*	*	
Pineapples							-	-	
Chat							*	*	
Coffee							*	*	
Hops / 'Geshe'							12,669	78	
Enset							-	-	
Sugar cane							*	*	
Other permanent							16,446	657	

(Table 1.1.4 Cont'd.)

South Tigray

Crop type	IMPROVED SEED			PESTICIDE		IRRIGATION		EXTENSION PACKAGE	
	Holder	Hectare	Quintal	Holder	Hectare	Holder	Hectare	Holder	Hectare
All	32,690	8,356	12,754	8,890	2,839	59,557	15,820	53,618	23,868
Cereals	27,606	7,934	12,113	5,845	1,431	33,715	13,975	51,710	23,576
Teff	*	*	*	*	*	15,940	3,892	17,040	5,092
Barley	*	*	-	*	*	8,630	1,459	14,153	4,318
Wheat	22,486	6,657	11,359	*	*	10,545	2,200	37,417	11,671
Maize	*	*	-	-	-	6,589	440	*	*
Sorghum	*	*	*	*	*	*	*	*	*
Finger millet	*	*	*	-	-	*	*	*	*
Oats / 'Aja'	-	-	-	-	-	-	-	-	-
Rice	-	-	-	-	-	-	-	-	-
Pulses	1,913	389	630	*	*	8,846	737	1,425	*
Horse / Faba beans	*	*	*	*	*	3,169	125	*	*
Field Peas	*	*	*	-	-	*	*	*	*
Haricot beans	-	-	-	*	*	-	-	-	-
Chick peas	-	-	-	*	*	1,602	280	-	-
Lentils	*	*	*	*	*	*	*	*	*
Vetch / Grass peas	-	-	-	-	-	-	-	-	-
Soya beans	-	-	-	-	-	-	-	-	-
Fenugreek	-	-	-	-	-	*	*	-	-
Gibto	-	-	-	-	-	-	-	-	-
Oilseeds	*	*	*	*	*	*	*	*	*
Neug	-	-	-	-	-	-	-	-	-
Linseed	-	-	-	*	*	*	*	-	-
Groundnuts	-	-	-	-	-	-	-	-	-
Safflower	-	-	-	-	-	*	*	*	*
Sesame	*	*	*	-	-	-	-	-	-
Rapeseed	-	-	-	-	-	-	-	-	-
Vegetables	901	*	-	*	*	15,329	298	*	*
Lettuce	-	-	-	-	-	*	*	-	-
Head cabbage	*	*	-	-	-	3,049	*	*	*
Ethiopian cabbage	-	-	-	-	-	-	-	-	-
Tomatoes	*	*	-	*	*	4,142	99	*	*
Green peppers	-	-	-	-	-	4,477	96	-	-
Red peppers	*	*	-	-	-	*	*	-	-
Swiss chard	*	*	-	-	-	1,386	*	-	-
Root crops	*	*	-	*	*	21,463	441	1,880	43
Beetroot	-	-	-	-	-	-	-	-	-
Carrot	-	-	-	-	-	*	*	-	-
Onion	*	*	-	-	-	10,855	184	*	*
Potatoes	-	-	-	*	*	*	*	*	*
Garlic	-	-	-	*	*	12,672	141	1,183	*
Taro 'Godere'	-	-	-	-	-	-	-	-	-
Sweet potatoes	-	-	-	-	-	-	-	-	-
Other Temporary	*	*	-	-	-	3,286	5	*	*
Permanent crops				-	-	14,040	*	*	14
Avocado				-	-	-	-	-	-
Bananas				-	-	-	-	-	-
Guava				-	-	*	*	*	*
Lemons				-	-	*	*	*	*
Mangoes				-	-	-	-	-	-
Oranges				-	-	*	*	-	-
Papayas				-	-	*	*	*	*
Pineapples				-	-	-	-	-	-
Chat				-	-	*	*	-	-
Coffee	-	-	-	-	-	*	*	-	-
Hops / 'Geshe'				-	-	11,344	51	*	*
Enset				-	-	-	-	-	-
Sugar cane				-	-	-	-	-	-
Other permanent				-	-	*	*	*	*

Table1.1.5 Number of Holders, Inputs Applied Area and Quantity of Inputs used

Western Tigray

Crop type	All Crop Area	All Fertilizers		Natural		DAP		
		Hectare	Quintal	Holder	Hectare	Holder	Hectare	Quintal
All	110,315	16,196	7,342	33,990	7,160	480	159	68
Cereals	59,198	14,290	7,175	31,330	5,682	480	159	68
Teff	9,817	4,955	4,365	1,191	269	255	61	19
Barley	1,109	454	190	2,302	301	-	-	-
Wheat	1,197	803	685	672	103	112	4	7
Maize	2,933	2,016	16	28,752	1,999	113	14	14
Sorghum	35,654	4,288	899	9,146	2,487	-	-	-
Finger millet	8,488	1,774	1,019	2,561	524	113	82	28
Oats / 'Aja'	-	-	-	-	-	-	-	-
Rice	-	-	-	-	-	-	-	-
Pulses	1,989	469	-	6,447	469	-	-	-
Horse / Faba beans	872	406	-	6,160	406	-	-	-
Field Peas	169	51	-	675	51	-	-	-
Haricot beans	42	-	-	-	-	-	-	-
Chick peas	891	12	-	385	12	-	-	-
Lentils	15	-	-	-	-	-	-	-
Vetch / Grass peas	-	-	-	-	-	-	-	-
Soya beans	-	-	-	-	-	-	-	-
Fenugreek	-	-	-	-	-	-	-	-
Gibto	-	-	-	-	-	-	-	-
Oilseeds	48,258	1,259	153	2,225	838	-	-	-
Neug	2,964	59	-	523	59	-	-	-
Linseed	381	-	-	-	-	-	-	-
Groundnuts	*	-	-	-	-	-	-	-
Safflower	-	-	-	-	-	-	-	-
Sesame	44,909	1,199	153	1,702	779	-	-	-
Rapeseed	-	-	-	-	-	-	-	-
Vegetables	392	100	-	8,960	100	-	-	-
Lettuce	*	*	-	204	*	-	-	-
Head cabbage	-	-	-	-	-	-	-	-
Ethiopian cabbage	*	-	-	-	-	-	-	-
Tomatoes	*	1	-	334	1	-	-	-
Green peppers	16	2	-	314	2	-	-	-
Red peppers	232	96	-	8,850	96	-	-	-
Swiss chard	1	1	-	314	1	-	-	-
Root crops	31	16	-	3,030	16	-	-	-
Beetroot	*	*	-	110	*	-	-	-
Carrot	-	-	-	-	-	-	-	-
Onion	2	1	-	207	1	-	-	-
Potatoes	*	-	-	-	-	-	-	-
Garlic	26	15	-	2,913	15	-	-	-
Taro 'Godere'	-	-	-	-	-	-	-	-
Sweet potatoes	*	*	-	*	*	-	-	-
Other Temporary	219	*	-	230	*	-	-	-
Permanent crops	227	58	-	3,972	52	-	-	-
Avocado	-	-	-	-	-	-	-	-
Bananas	7	*	-	117	*	-	-	-
Guava	1	*	-	194	*	-	-	-
Lemons	8	3	-	1,076	3	-	-	-
Mangoes	*	-	-	-	-	-	-	-
Oranges	4	*	-	97	*	-	-	-
Papayas	5	1	-	726	1	-	-	-
Pineapples	-	-	-	-	-	-	-	-
Chat	-	-	-	-	-	-	-	-
Coffee	12	7	-	385	7	-	-	-
Hops / 'Gescho'	188	47	-	3,606	41	-	-	-
Enset	-	-	-	-	-	-	-	-
Sugar cane	1	-	-	-	-	-	-	-
Other permanent	*	-	-	-	-	-	-	-

(Table 1.1.5 cont'd.)

Western Tigray

[illegible]

(Table 1.1.5 Cont'd.)

Western Tigray

Crop type	IMPROVED SEED			PESTICIDE		IRRIGATION		EXTENSION PACKAGE	
	Holder	Hectare	Quintal	Holder	Hectare	Holder	Hectare	Holder	Hectare
All	6,868	3,072	267	7,079	3,677	4,251	469	22,010	13,032
Cereals	4,628	2,301	229	6,507	3,481	659	209	21,842	12,256
Teff	293	63	15	3,442	982	-	-	12,845	4,971
Barley	-	-	-	-	-	112	10	1,180	188
Wheat	-	-	-	-	-	-	-	2,816	769
Maize	*	*	*	557	35	355	*	200	17
Sorghum	4,316	2,237	214	3,303	2,126	*	*	7,345	4,966
Finger millet	-	-	-	910	338	119	20	3,354	1,346
Oats / 'Aja'	-	-	-	-	-	-	-	-	-
Rice	-	-	-	-	-	-	-	-	-
Pulses	-	-	-	-	-	-	-	*	*
Horse / Faba beans	-	-	-	-	-	-	-	-	-
Field Peas	-	-	-	-	-	-	-	-	-
Haricot beans	-	-	-	-	-	-	-	*	*
Chick peas	-	-	-	-	-	-	-	-	-
Lentils	-	-	-	-	-	-	-	-	-
Vetch / Grass peas	-	-	-	-	-	-	-	-	-
Soya beans	-	-	-	-	-	-	-	-	-
Fenugreek	-	-	-	-	-	-	-	-	-
Gibto	-	-	-	-	-	-	-	-	-
Oilseeds	903	722	38	179	82	*	*	886	716
Neug	-	-	-	-	-	-	-	-	-
Linseed	-	-	-	-	-	-	-	-	-
Groundnuts	*	*	*	-	-	-	-	*	*
Safflower	-	-	-	-	-	-	-	-	-
Sesame	887	720	38	179	82	*	*	870	714
Rapeseed	-	-	-	-	-	-	-	-	-
Vegetables	300	3	-	305	*	929	*	190	7
Lettuce	110	*	-	-	-	312	*	-	-
Head cabbage	-	-	-	-	-	-	-	-	-
Ethiopian cabbage	-	-	-	-	-	-	-	-	-
Tomatoes	220	*	-	202	*	500	*	71	*
Green peppers	110	*	-	-	-	446	3	*	*
Red peppers	190	*	-	103	1	562	5	141	3
Swiss chard	220	*	-	-	-	314	1	-	-
Root crops	126	*	-	105	1	596	2	*	*
Beetroot	-	-	-	-	-	110	*	-	-
Carrot	-	-	-	-	-	-	-	-	-
Onion	110	*	-	-	-	410	1	*	*
Potatoes	-	-	-	-	-	-	-	-	-
Garlic	-	-	-	105	1	314	*	-	-
Taro 'Godere'	-	-	-	-	-	-	-	-	-
Sweet potatoes	*	*	-	-	-	76	*	*	*
Other Temporary	225	30	-	-	-	133	*	210	29
Permanent crops	-	-	-	-	-	2,973	33	196	10
Avocado	-	-	-	-	-	-	-	-	-
Bananas	-	-	-	-	-	330	6	74	*
Guava	-	-	-	-	-	348	1	*	*
Lemons	-	-	-	-	-	1,597	4	*	*
Mangoes	-	-	-	-	-	*	*	-	-
Oranges	-	-	-	-	-	97	*	-	-
Papayas	-	-	-	-	-	1,637	4	62	*
Pineapples	-	-	-	-	-	-	-	-	-
Chat	-	-	-	-	-	-	-	-	-
Coffee	404	6	-	-	-	517	7	-	-
Hops / 'Geshe'	-	-	-	-	-	2,183	10	110	6
Enset	-	-	-	-	-	-	-	-	-
Sugar cane	-	-	-	-	-	103	1	-	-
Other permanent	-	-	-	-	-	97	*	-	-

Table1.2 Number of Holders, Inputs Applied Area and Quantity of Inputs used

Afar Region

Crop type	All Crop Area	All Fertilizers		Natural		DAP		
		Hectare	Quintal	Holder	Hectare	Holder	Hectare	Quintal
All	20,373	1,978	668	1,809	587	2,425	1,391	668
Cereals	17,358	1,606	388	1,546	558	2,012	1,048	388
Teff	1,784	1,165	350	*	*	1,938	1,022	350
Barley	*	*	*	*	*	*	*	*
Wheat	*	*	*	*	*	*	*	*
Maize	12,776	*	*	1,180	*	*	*	*
Sorghum	2,265	100	*	663	83	*	*	*
Finger millet	-	-	-	-	-	-	-	-
Oats / 'Aja'	-	-	-	-	-	-	-	-
Rice	-	-	-	-	-	-	-	-
Pulses	197	*	-	*	*	-	-	-
Horse / Faba beans	-	-	-	-	-	-	-	-
Field Peas	-	-	-	-	-	-	-	-
Haricot beans	111	*	-	*	*	-	-	-
Chick peas	84	-	-	-	-	-	-	-
Lentils	*	-	-	-	-	-	-	-
Vetch / Grass peas	-	-	-	-	-	-	-	-
Soya beans	-	-	-	-	-	-	-	-
Fenugreek	*	*	-	*	*	-	-	-
Gibto	-	-	-	-	-	-	-	-
Oilseeds	*	*	*	291	*	1,049	*	*
Neug	*	-	-	-	-	-	-	-
Linseed	*	*	-	*	*	-	-	-
Groundnuts	*	-	-	-	-	-	-	-
Safflower	*	*	*	*	*	1,017	*	*
Sesame	*	*	*	*	*	*	*	*
Rapeseed	-	-	-	-	-	-	-	-
Vegetables	49	6	*	293	5	*	*	*
Lettuce	-	-	-	-	-	-	-	-
Head cabbage	*	-	-	-	-	-	-	-
Ethiopian cabbage	*	-	-	-	-	-	-	-
Tomatoes	*	-	-	-	-	-	-	-
Green peppers	*	-	-	-	-	-	-	-
Red peppers	29	6	*	293	5	*	*	*
Swiss chard	-	-	-	-	-	-	-	-
Root crops	*	*	*	*	*	*	*	*
Beetroot	-	-	-	-	-	-	-	-
Carrot	-	-	-	-	-	-	-	-
Onion	*	*	*	*	*	*	*	*
Potatoes	-	-	-	-	-	-	-	-
Garlic	*	-	-	-	-	-	-	-
Taro 'Godere'	-	-	-	-	-	-	-	-
Sweet potatoes	*	-	-	-	-	-	-	-
Other Temporary	*	-	-	-	-	-	-	-
Permanent crops	*	*	-	*	*	-	-	-
Avocado	*	-	-	-	-	-	-	-
Bananas	*	-	-	-	-	-	-	-
Guava	*	-	-	-	-	-	-	-
Lemons	*	-	-	-	-	-	-	-
Mangoes	*	-	-	-	-	-	-	-
Oranges	*	-	-	-	-	-	-	-
Papayas	3	-	-	-	-	-	-	-
Pineapples	-	-	-	-	-	-	-	-
Chat	*	-	-	-	-	-	-	-
Coffee	*	-	-	-	-	-	-	-
Hops / 'Geshe'	3	-	-	-	-	-	-	-
Enset	-	-	-	-	-	-	-	-
Sugar cane	*	-	-	-	-	-	-	-
Other permanent	*	*	-	*	*	-	-	-

(Table 1.2 cont'd.)

Afar Region

Crop type	UREA			UREA + DAP			INDIGENOUS SEED		
	Holder	Hectare	Quintal	Holder	Hectare	Quintal	Holder	Hectare	Quintal
All	-	-	-	-	-	-	17,934	19,879	6,530
Cereals	-	-	-	-	-	-	15,558	16,900	6,294
Teff	-	-	-	-	-	-	3,602	1,784	361
Barley	-	-	-	-	-	-	796	*	*
Wheat	-	-	-	-	-	-	*	*	*
Maize	-	-	-	-	-	-	13,812	12,352	5,664
Sorghum	-	-	-	-	-	-	3,997	2,232	184
Finger millet	-	-	-	-	-	-	-	-	-
Oats / 'Aja'	-	-	-	-	-	-	-	-	-
Rice	-	-	-	-	-	-	-	-	-
Pulses	-	-	-	-	-	-	1,805	197	101
Horse / Faba beans	-	-	-	-	-	-	-	-	-
Field Peas	-	-	-	-	-	-	-	-	-
Haricot beans	-	-	-	-	-	-	1,444	111	48
Chick peas	-	-	-	-	-	-	548	84	52
Lentils	-	-	-	-	-	-	*	*	*
Vetch / Grass peas	-	-	-	-	-	-	-	-	-
Soya beans	-	-	-	-	-	-	-	-	-
Fenugreek	-	-	-	-	-	-	*	*	*
Gibto	-	-	-	-	-	-	-	-	-
Oilseeds	-	-	-	-	-	-	4,255	*	*
Neug	-	-	-	-	-	-	*	*	*
Linseed	-	-	-	-	-	-	*	*	*
Groundnuts	-	-	-	-	-	-	*	*	*
Safflower	-	-	-	-	-	-	1,902	*	6
Sesame	-	-	-	-	-	-	3,601	*	*
Rapeseed	-	-	-	-	-	-	-	-	-
Vegetables	-	-	-	-	-	-	2,406	49	-
Lettuce	-	-	-	-	-	-	-	-	-
Head cabbage	-	-	-	-	-	-	*	*	-
Ethiopian cabbage	-	-	-	-	-	-	*	*	-
Tomatoes	-	-	-	-	-	-	*	*	-
Green peppers	-	-	-	-	-	-	*	*	-
Red peppers	-	-	-	-	-	-	2,139	29	-
Swiss chard	-	-	-	-	-	-	-	-	-
Root crops	-	-	-	-	-	-	1,222	*	-
Beetroot	-	-	-	-	-	-	-	-	-
Carrot	-	-	-	-	-	-	-	-	-
Onion	-	-	-	-	-	-	1,103	*	-
Potatoes	-	-	-	-	-	-	-	-	-
Garlic	-	-	-	-	-	-	*	*	-
Taro 'Godere'	-	-	-	-	-	-	-	-	-
Sweet potatoes	-	-	-	-	-	-	*	*	-
Other Temporary	-	-	-	-	-	-	1,012	*	-
Permanent crops	-	-	-	-	-	-	2,958	*	-
Avocado	-	-	-	-	-	-	*	*	-
Bananas	-	-	-	-	-	-	*	*	-
Guava	-	-	-	-	-	-	-	-	-
Lemons	-	-	-	-	-	-	521	*	-
Mangoes	-	-	-	-	-	-	*	*	-
Oranges	-	-	-	-	-	-	*	*	-
Papayas	-	-	-	-	-	-	805	*	-
Pineapples	-	-	-	-	-	-	-	-	-
Chat	-	-	-	-	-	-	*	*	-
Coffee	-	-	-	-	-	-	*	*	-
Hops / 'Geshe'	-	-	-	-	-	-	435	3	-
Enset	-	-	-	-	-	-	-	-	-
Sugar cane	-	-	-	-	-	-	*	*	-
Other permanent	-	-	-	-	-	-	1,077	*	-

(Table 1.2 Cont'd.)

Afar Region

Crop type	IMPROVED SEED			PESTICIDE		IRRIGATION		EXTENSION PACKAGE	
	Holder	Hectare	Quintal	Holder	Hectare	Holder	Hectare	Holder	Hectare
All	654	449	121	881	*	13,405	15,086	*	*
Cereals	553	430	121	*	*	10,805	12,919	*	*
Teff	-	-	-	*	*	-	-	*	*
Barley	-	-	-	*	*	*	*	-	-
Wheat	-	-	-	*	*	-	-	-	-
Maize	521	423	121	*	*	10,546	12,374	*	*
Sorghum	*	*	-	316	*	*	*	*	*
Finger millet	-	-	-	-	-	-	-	-	-
Oats / 'Aja'	-	-	-	-	-	-	-	-	-
Rice	-	-	-	-	-	-	-	-	-
Pulses	-	-	-	-	-	-	-	-	-
Horse / Faba beans	-	-	-	-	-	-	-	-	-
Field Peas	-	-	-	-	-	-	-	-	-
Haricot beans	-	-	-	-	-	-	-	-	-
Chick peas	-	-	-	-	-	-	-	-	-
Lentils	-	-	-	-	-	-	-	-	-
Vetch / Grass peas	-	-	-	-	-	-	-	-	-
Soya beans	-	-	-	-	-	-	-	-	-
Fenugreek	-	-	-	-	-	-	-	-	-
Gibto	-	-	-	-	-	-	-	-	-
Oilseeds	*	*	*	*	*	*	*	*	*
Neug	-	-	-	-	-	-	-	-	-
Linseed	-	-	-	-	-	-	-	-	-
Groundnuts	-	-	-	-	-	*	*	-	-
Safflower	-	-	-	*	*	-	-	*	*
Sesame	*	*	*	*	*	*	*	-	-
Rapeseed	-	-	-	-	-	-	-	-	-
Vegetables	-	-	-	*	*	267	*	-	-
Lettuce	-	-	-	-	-	-	-	-	-
Head cabbage	-	-	-	-	-	-	-	-	-
Ethiopian cabbage	-	-	-	*	*	*	*	-	-
Tomatoes	-	-	-	-	-	*	*	-	-
Green peppers	-	-	-	*	*	*	*	-	-
Red peppers	-	-	-	*	*	*	*	-	-
Swiss chard	-	-	-	-	-	-	-	-	-
Root crops	-	-	-	-	-	*	*	-	-
Beetroot	-	-	-	-	-	-	-	-	-
Carrot	-	-	-	-	-	-	-	-	-
Onion	-	-	-	-	-	*	*	-	-
Potatoes	-	-	-	-	-	-	-	-	-
Garlic	-	-	-	-	-	*	*	-	-
Taro 'Godere'	-	-	-	-	-	-	-	-	-
Sweet potatoes	-	-	-	-	-	*	*	-	-
Other Temporary	*	*	-	*	*	462	*	-	-
Permanent crops	-	-	-	-	-	1,832	*	-	-
Avocado	-	-	-	-	-	*	*	-	-
Bananas	-	-	-	-	-	*	*	-	-
Guava	-	-	-	-	-	*	*	-	-
Lemons	-	-	-	-	-	*	*	-	-
Mangoes	-	-	-	-	-	*	*	-	-
Oranges	-	-	-	-	-	*	*	-	-
Papayas	-	-	-	-	-	*	*	-	-
Pineapples	-	-	-	-	-	-	-	-	-
Chat	-	-	-	-	-	-	-	-	-
Coffee	-	-	-	-	-	*	*	-	-
Hops / 'Gesho'	-	-	-	-	-	-	-	-	-
Enset	-	-	-	-	-	-	-	-	-
Sugar cane	-	-	-	-	-	*	*	-	-
Other permanent	-	-	-	-	-	966	*	-	-

Table1.2.1 Number of Holders, Inputs Applied Area and Quantity of Inputs used

Zone 1

Crop type	All Crop Area	All Fertilizers		Natural		DAP		
		Hectare	Quintal	Holder	Hectare	Holder	Hectare	Quintal
All	13,935	*	-	*	*	-	-	-
Cereals	12,531	*	-	*	*	-	-	-
Teff	-	-	-	-	-	-	-	-
Barley	*	-	-	-	-	-	-	-
Wheat	-	-	-	-	-	-	-	-
Maize	11,985	*	-	*	*	-	-	-
Sorghum	*	-	-	-	-	-	-	-
Finger millet	-	-	-	-	-	-	-	-
Oats / 'Aja'	-	-	-	-	-	-	-	-
Rice	-	-	-	-	-	-	-	-
Pulses	-	-	-	-	-	-	-	-
Horse / Faba beans	-	-	-	-	-	-	-	-
Field Peas	-	-	-	-	-	-	-	-
Haricot beans	-	-	-	-	-	-	-	-
Chick peas	-	-	-	-	-	-	-	-
Lentils	-	-	-	-	-	-	-	-
Vetch / Grass peas	-	-	-	-	-	-	-	-
Soya beans	-	-	-	-	-	-	-	-
Fenugreek	-	-	-	-	-	-	-	-
Gibto	-	-	-	-	-	-	-	-
Oilseeds	*	-	-	-	-	-	-	-
Neug	-	-	-	-	-	-	-	-
Linseed	-	-	-	-	-	-	-	-
Groundnuts	*	-	-	-	-	-	-	-
Safflower	-	-	-	-	-	-	-	-
Sesame	*	-	-	-	-	-	-	-
Rapeseed	-	-	-	-	-	-	-	-
Vegetables	*	-	-	-	-	-	-	-
Lettuce	-	-	-	-	-	-	-	-
Head cabbage	-	-	-	-	-	-	-	-
Ethiopian cabbage	-	-	-	-	-	-	-	-
Tomatoes	*	-	-	-	-	-	-	-
Green peppers	-	-	-	-	-	-	-	-
Red peppers	-	-	-	-	-	-	-	-
Swiss chard	-	-	-	-	-	-	-	-
Root crops	*	-	-	-	-	-	-	-
Beetroot	-	-	-	-	-	-	-	-
Carrot	-	-	-	-	-	-	-	-
Onion	-	-	-	-	-	-	-	-
Potatoes	-	-	-	-	-	-	-	-
Garlic	*	-	-	-	-	-	-	-
Taro 'Godere'	-	-	-	-	-	-	-	-
Sweet potatoes	-	-	-	-	-	-	-	-
Other Temporary	*	-	-	-	-	-	-	-
Permanent crops	*	*	-	*	*	-	-	-
Avocado	*	-	-	-	-	-	-	-
Bananas	*	-	-	-	-	-	-	-
Guava	-	-	-	-	-	-	-	-
Lemons	-	-	-	-	-	-	-	-
Mangoes	*	-	-	-	-	-	-	-
Oranges	-	-	-	-	-	-	-	-
Papayas	-	-	-	-	-	-	-	-
Pineapples	-	-	-	-	-	-	-	-
Chat	-	-	-	-	-	-	-	-
Coffee	-	-	-	-	-	-	-	-
Hops / 'Geshe'	-	-	-	-	-	-	-	-
Enset	-	-	-	-	-	-	-	-
Sugar cane	-	-	-	-	-	-	-	-
Other permanent	*	*	-	*	*	-	-	-

(Table 1.2.1cont'd.)

Zone 1

[illegible]

Table 1.2.1 Cont'd.)

Zone 1

Crop type	IMPROVED SEED			PESTICIDE		IRRIGATION		EXTENSION PACKAGE	
	Holder	Hectare	Quintal	Holder	Hectare	Holder	Hectare	Holder	Hectare
All	489	423	121	*	*	11,229	13,867	*	*
Cereals	489	423	121	*	*	9,798	12,464	*	*
Teff	-	-	-	-	-	-	-	-	-
Barley	-	-	-	-	-	*	*	-	-
Wheat	-	-	-	-	-	-	-	-	-
Maize	489	423	121	*	*	9,539	11,918	*	*
Sorghum	-	-	-	-	-	*	*	-	-
Finger millet	-	-	-	-	-	-	-	-	-
Oats / 'Aja'	-	-	-	-	-	-	-	-	-
Rice	-	-	-	-	-	-	-	-	-
Pulses	-	-	-	-	-	-	-	-	-
Horse / Faba beans	-	-	-	-	-	-	-	-	-
Field Peas	-	-	-	-	-	-	-	-	-
Haricot beans	-	-	-	-	-	-	-	-	-
Chick peas	-	-	-	-	-	-	-	-	-
Lentils	-	-	-	-	-	-	-	-	-
Vetch / Grass peas	-	-	-	-	-	-	-	-	-
Soya beans	-	-	-	-	-	-	-	-	-
Fenugreek	-	-	-	-	-	-	-	-	-
Gibto	-	-	-	-	-	-	-	-	-
Oilseeds	-	-	-	-	-	*	*	-	-
Neug	-	-	-	-	-	-	-	-	-
Linseed	-	-	-	-	-	-	-	-	-
Groundnuts	-	-	-	-	-	*	*	-	-
Safflower	-	-	-	-	-	-	-	-	-
Sesame	-	-	-	-	-	*	*	-	-
Rapeseed	-	-	-	-	-	-	-	-	-
Vegetables	-	-	-	-	-	*	*	-	-
Lettuce	-	-	-	-	-	-	-	-	-
Head cabbage	-	-	-	-	-	-	-	-	-
Ethiopian cabbage	-	-	-	-	-	-	-	-	-
Tomatoes	-	-	-	-	-	*	*	-	-
Green peppers	-	-	-	-	-	-	-	-	-
Red peppers	-	-	-	-	-	-	-	-	-
Swiss chard	-	-	-	-	-	-	-	-	-
Root crops	-	-	-	-	-	*	*	-	-
Beetroot	-	-	-	-	-	-	-	-	-
Carrot	-	-	-	-	-	-	-	-	-
Onion	-	-	-	-	-	-	-	-	-
Potatoes	-	-	-	-	-	-	-	-	-
Garlic	-	-	-	-	-	*	*	-	-
Taro 'Godere'	-	-	-	-	-	-	-	-	-
Sweet potatoes	-	-	-	-	-	-	-	-	-
Other Temporary	-	-	-	-	-	*	*	-	-
Permanent crops	-	-	-	-	-	966	*	-	-
Avocado	-	-	-	-	-	*	*	-	-
Bananas	-	-	-	-	-	*	*	-	-
Guava	-	-	-	-	-	-	-	-	-
Lemons	-	-	-	-	-	-	-	-	-
Mangoes	-	-	-	-	-	*	*	-	-
Oranges	-	-	-	-	-	-	-	-	-
Papayas	-	-	-	-	-	-	-	-	-
Pineapples	-	-	-	-	-	-	-	-	-
Chat	-	-	-	-	-	-	-	-	-
Coffee	-	-	-	-	-	-	-	-	-
Hops / 'Geshe'	-	-	-	-	-	-	-	-	-
Enset	-	-	-	-	-	-	-	-	-
Sugar cane	-	-	-	-	-	-	-	-	-
Other permanent	-	-	-	-	-	966	*	-	-

Table1.2.2 Number of Holders, Inputs Applied Area and Quantity of Inputs used

Zone 3

Crop type	All Crop Area	All Fertilizers		Natural		DAP		
		Hectare	Quintal	Holder	Hectare	Holder	Hectare	Quintal
All	6,438	1,722	668	1,572	331	2,425	1,391	668
Cereals	4,827	1,353	388	1,354	305	2,012	1,048	388
Teff	1,784	1,165	350	*	*	1,938	1,022	350
Barley	*	*	*	*	*	*	*	*
Wheat	*	*	*	*	*	*	*	*
Maize	791	75	*	988	69	*	*	*
Sorghum	2,190	100	*	663	83	*	*	*
Finger millet	-	-	-	-	-	-	-	-
Oats / 'Aja'	-	-	-	-	-	-	-	-
Rice	-	-	-	-	-	-	-	-
Pulses	197	*	-	*	*	-	-	-
Horse / Faba beans	-	-	-	-	-	-	-	-
Field Peas	-	-	-	-	-	-	-	-
Haricot beans	111	*	-	*	*	-	-	-
Chick peas	84	-	-	-	-	-	-	-
Lentils	*	-	-	-	-	-	-	-
Vetch / Grass peas	-	-	-	-	-	-	-	-
Soya beans	-	-	-	-	-	-	-	-
Fenugreek	*	*	-	*	*	-	-	-
Gibto	-	-	-	-	-	-	-	-
Oilseeds	578	*	*	291	*	1,049	*	*
Neug	*	-	-	-	-	-	-	-
Linseed	*	*	-	*	*	-	-	-
Groundnuts	-	-	-	-	-	-	-	-
Safflower	*	*	*	*	*	1,017	*	*
Sesame	433	*	*	*	*	*	*	*
Rapeseed	-	-	-	-	-	-	-	-
Vegetables	40	6	*	293	5	*	*	*
Lettuce	-	-	-	-	-	-	-	-
Head cabbage	*	-	-	-	-	-	-	-
Ethiopian cabbage	*	-	-	-	-	-	-	-
Tomatoes	*	-	-	-	-	-	-	-
Green peppers	*	-	-	-	-	-	-	-
Red peppers	29	6	*	293	5	*	*	*
Swiss chard	-	-	-	-	-	-	-	-
Root crops	*	*	*	*	*	*	*	*
Beetroot	-	-	-	-	-	-	-	-
Carrot	-	-	-	-	-	-	-	-
Onion	*	*	*	*	*	*	*	*
Potatoes	-	-	-	-	-	-	-	-
Garlic	-	-	-	-	-	-	-	-
Taro 'Godere'	-	-	-	-	-	-	-	-
Sweet potatoes	*	-	-	-	-	-	-	-
Other Temporary	106	-	-	-	-	-	-	-
Permanent crops	*	-	-	-	-	-	-	-
Avocado	-	-	-	-	-	-	-	-
Bananas	*	-	-	-	-	-	-	-
Guava	*	-	-	-	-	-	-	-
Lemons	*	-	-	-	-	-	-	-
Mangoes	*	-	-	-	-	-	-	-
Oranges	*	-	-	-	-	-	-	-
Papayas	3	-	-	-	-	-	-	-
Pineapples	-	-	-	-	-	-	-	-
Chat	*	-	-	-	-	-	-	-
Coffee	*	-	-	-	-	-	-	-
Hops / 'Geshe'	3	-	-	-	-	-	-	-
Enset	-	-	-	-	-	-	-	-
Sugar cane	*	-	-	-	-	-	-	-
Other permanent	*	-	-	-	-	-	-	-

(Table 1.2.2 cont'd.)

Zone 3

[illegible]

(Table 1.2.2 Cont'd.)

Zone 3

Crop type	IMPROVED SEED			PESTICIDE		IRRIGATION		EXTENSION PACKAGE	
	Holder	Hectare	Quintal	Holder	Hectare	Holder	Hectare	Holder	Hectare
All	*	*	*	836	*	2,177	*	*	*
Cereals	*	*		*	*	*	*	*	*
Teff	-	-	-	*	*	-	-	*	*
Barley	-	-	-	*	*	-	-	-	-
Wheat	-	-	-	*	*	-	-	-	-
Maize	*	*		*	*	*	*	-	-
Sorghum	*	*	-	316	*	-	-	*	*
Finger millet	-	-	-	-	-	-	-	-	-
Oats / 'Aja'	-	-	-	-	-	-	-	-	-
Rice	-	-	-	-	-	-	-	-	-
Pulses	-	-	-	-	-	-	-	-	-
Horse / Faba beans	-	-	-	-	-	-	-	-	-
Field Peas	-	-	-	-	-	-	-	-	-
Haricot beans	-	-	-	-	-	-	-	-	-
Chick peas	-	-	-	-	-	-	-	-	-
Lentils	-	-	-	-	-	-	-	-	-
Vetch / Grass peas	-	-	-	-	-	-	-	-	-
Soya beans	-	-	-	-	-	-	-	-	-
Fenugreek	-	-	-	-	-	-	-	-	-
Gibto	-	-	-	-	-	-	-	-	-
Oilseeds	*	*	*	*	*	-	-	*	*
Neug	-	-	-	-	-	-	-	-	-
Linseed	-	-	-	-	-	-	-	-	-
Groundnuts	-	-	-	-	-	-	-	-	-
Safflower	-	-	-	*	*	-	-	*	*
Sesame	*	*	*	*	*	-	-	-	-
Rapeseed	-	-	-	-	-	-	-	-	-
Vegetables	-	-	-	*	*	207	*	-	-
Lettuce	-	-	-	-	-	-	-	-	-
Head cabbage	-	-	-	-	-	-	-	-	-
Ethiopian cabbage	-	-	-	*	*	*	*	-	-
Tomatoes	-	-	-	-	-	*	*	-	-
Green peppers	-	-	-	*	*	*	*	-	-
Red peppers	-	-	-	*	*	*	*	-	-
Swiss chard	-	-	-	-	-	-	-	-	-
Root crops	-	-	-	-	-	*	*	-	-
Beetroot	-	-	-	-	-	-	-	-	-
Carrot	-	-	-	-	-	-	-	-	-
Onion	-	-	-	-	-	*	*	-	-
Potatoes	-	-	-	-	-	-	-	-	-
Garlic	-	-	-	-	-	-	-	-	-
Taro 'Godere'	-	-	-	-	-	-	-	-	-
Sweet potatoes	-	-	-	-	-	*	*	-	-
Other Temporary	*	*	-	*	*	257	*	-	-
Permanent crops				-	-	*	*	-	-
Avocado				-	-	-	-	-	-
Bananas				-	-	*	*	-	-
Guava				-	-	*	*	-	-
Lemons				-	-	*	*	-	-
Mangoes				-	-	*	*	-	-
Oranges				-	-	*	*	-	-
Papayas				-	-	*	*	-	-
Pineapples				-	-	-	-	-	-
Chat				-	-	-	-	-	-
Coffee	-	-	-	-	-	*	*	-	-
Hops / 'Gesho'				-	-	-	-	-	-
Enset				-	-	-	-	-	-
Sugar cane				-	-	*	*	-	-
Other permanent				-	-	-	-	-	-

Table1.3 Number of Holders, Inputs Applied Area and Quantity of Inputs used

Amhara Region

Crop type	All	All Fertilizers		Natural		DAP		
	Crop Area	Hectare	Quintal	Holder	Hectare	Holder	Hectare	Quintal
All	3,683,566	1,489,835	1,282,389	2,120,972	448,623	491,110	345,710	270,787
Cereals	2,714,489	1,326,013	1,147,933	1,690,366	339,568	464,701	320,702	240,946
Teff	907,057	507,250	408,975	251,509	47,910	307,353	154,609	98,439
Barley	318,420	94,299	35,609	437,390	61,916	77,351	18,563	18,834
Wheat	431,486	262,963	341,490	293,943	44,833	97,807	31,055	38,925
Maize	341,084	276,826	290,588	1,135,122	105,071	140,742	30,967	31,731
Sorghum	537,624	77,152	7,984	270,125	70,445	*	*	*
Finger millet	164,649	105,187	63,246	54,220	7,102	178,164	85,151	52,890
Oats / 'Aja'	8,301	2,336	*	27,625	2,290	-	-	-
Rice	*	-	-	-	-	-	-	-
Pulses	585,171	78,699	28,803	487,117	57,947	79,052	13,715	11,248
Horse / Faba beans	210,055	51,605	20,175	357,706	39,038	61,198	8,431	6,913
Field Peas	85,905	12,821	5,689	78,355	7,288	21,566	4,597	3,640
Haricot beans	25,308	1,948	*	38,754	1,731	*	*	*
Chick peas	122,967	5,604	*	41,227	4,536	*	*	*
Lentils	50,799	3,920	*	35,925	3,228	*	*	*
Vetch / Grass peas	69,288	1,306	*	19,151	1,227	*	*	*
Soya beans	*	*	*	-	-	*	*	*
Fenugreek	6,785	568	*	25,483	549	*	*	*
Gibto	13,935	826	1,126	3,532	*	5,483	*	*
Oilseeds	271,152	27,235	61,362	233,983	12,365	71,180	7,587	12,520
Neug	139,552	6,723	1,862	22,934	3,020	14,220	3,227	1,679
Linseed	45,310	2,834	564	29,507	1,937	5,922	*	245
Groundnuts	*	*	-	*	*	-	-	-
Safflower	6,053	1,512	*	16,985	468	1,757	*	*
Sesame	62,279	2,291	*	22,087	2,166	*	*	*
Rapeseed	16,883	13,832	53,805	154,143	4,730	55,794	3,520	10,419
Vegetables	31,107	21,958	23,965	676,182	9,984	15,311	588	781
Lettuce	*	2	-	2,769	2	-	-	-
Head cabbage	176	120	*	20,652	91	-	-	-
Ethiopian cabbage	618	388	*	105,563	382	-	-	-
Tomatoes	319	*	*	16,507	*	*	*	*
Green peppers	837	490	*	83,952	436	*	*	*
Red peppers	29,112	20,837	23,405	487,744	8,963	14,676	581	776
Swiss chard	36	30	-	13,116	30	-	-	-
Root crops	38,702	20,734	11,875	777,876	14,823	52,411	2,978	4,539
Beetroot	98	73	*	20,419	73	*	*	*
Carrot	135	*	-	16,853	*	-	-	-
Onion	5,339	3,420	3,266	112,413	1,670	8,170	807	1,406
Potatoes	26,512	12,750	3,946	217,944	9,746	37,850	2,124	2,709
Garlic	6,353	4,295	*	565,243	3,138	8,643	47	416
Taro 'Godere'	-	-	-	-	-	-	-	-
Sweet potatoes	264	*	-	13,101	*	-	-	-
Other Temporary	15,946	1,537	1,874	225,080	1,102	4,639	33	278
Permanent crops	26,999	13,658		503,316	12,835			
Avocado	*	*		3,415	*			
Bananas	495	181		22,197	181			
Guava	112	67		18,330	67			
Lemons	172	74		21,364	73			
Mangoes	90	59		12,823	59			
Oranges	521	297		35,868	295			
Papayas	351	*		31,001	*			
Pineapples	*	*		*	*			
Chat	3,450	2,203		65,063	2,203			
Coffee	5,331	2,662		120,189	2,646			
Hops / 'Geshe'	14,452	7,415		396,824	6,619			
Enset	*	*		*	*			
Sugar cane	1,628	349		21,217	341			
Other permanent	346	98		23,876	98			

(Table 1.3 cont'd.)

Amhara Region

Crop type	UREA			UREA + DAP			INDIGENOUS SEED		
	Holder	Hectare	Quintal	Holder	Hectare	Quintal	Holder	Hectare	Quintal
All	255,672	92,459	66,654	978,569	603,043	944,948	3,168,140	3,561,829	2,545,391
Cereals	209,673	87,606	59,639	969,283	578,137	847,348	3,089,991	2,600,349	1,833,045
Teff	119,117	60,026	37,607	463,541	244,705	272,929	1,969,488	899,182	414,859
Barley	12,657	1,773	1,299	66,106	12,046	15,475	1,282,589	317,360	469,555
Wheat	53,877	15,990	13,705	405,231	171,085	288,860	1,298,209	416,782	657,222
Maize	49,572	6,008	5,478	432,035	134,780	253,380	1,888,778	252,452	92,013
Sorghum	*	*	*	21,600	3,697	6,795	1,161,329	536,466	106,817
Finger millet	6,892	1,155	489	36,807	11,779	9,867	489,673	164,066	73,703
Oats / 'Aja'	-	-	-	*	*	*	94,827	8,173	9,851
Rice	-	-	-	-	-	-	*	*	*
Pulses	17,823	1,117	1,195	62,408	5,921	16,360	1,977,177	583,092	657,574
Horse / Faba beans	12,565	651	917	47,996	3,485	12,346	1,281,388	209,192	314,617
Field Peas	*	*	*	*	*	1,967	569,204	85,850	104,195
Haricot beans	*	*	*	*	*	*	206,210	24,686	18,933
Chick peas	-	-	-	*	*	*	503,604	122,883	100,737
Lentils	*	*	*	3,830	*	*	349,324	50,735	44,762
Vetch / Grass peas	-	-	-	*	*	*	330,422	69,152	64,799
Soya beans	-	-	-	-	-	-	*	*	*
Fenugreek	*	*	*	*	*	*	137,774	6,785	4,059
Gibto	*	*	*	2,591	*	*	87,781	13,806	5,467
Oilseeds	11,706	434	998	94,469	6,849	47,843	1,254,354	267,741	54,772
Neug	*	*	*	2,044	*	165	516,215	139,390	26,088
Linseed	*	*	*	2,685	*	*	427,600	45,310	18,813
Groundnuts	-	-	-	-	-	-	8,537	*	*
Safflower	*	*	*	14,916	*	*	120,479	6,001	1,486
Sesame	*	*	*	*	-	-	209,901	61,975	5,365
Rapeseed	7,473	191	741	76,147	5,391	42,646	292,691	13,989	2,200
Vegetables	51,867	2,513	2,699	61,340	8,872	*	1,132,512	30,595	-
Lettuce	-	-	-	-	-	-	4,510	*	-
Head cabbage	*	*	*	-	-	-	27,301	159	-
Ethiopian cabbage	*	*	*	*	*	*	146,973	547	-
Tomatoes	*	*	*	-	-	-	32,627	307	-
Green peppers	*	*	*	-	-	-	129,003	836	-
Red peppers	49,401	2,426	2,438	60,562	8,867	*	869,608	28,709	-
Swiss chard	-	-	-	-	-	-	13,096	30	-
Root crops	29,754	628	1,325	42,623	2,306	6,011	1,302,177	38,355	-
Beetroot	-	-	-	-	-	-	25,122	85	-
Carrot	-	-	-	-	-	-	18,915	119	-
Onion	8,054	238	*	11,777	*	*	230,580	5,305	-
Potatoes	2,303	*	*	11,569	650	1,123	454,537	26,307	-
Garlic	20,995	159	626	21,381	*	*	928,474	6,290	-
Taro 'Godere'	-	-	-	-	-	-	-	-	-
Sweet potatoes	-	-	-	-	-	-	28,116	249	-
Other Temporary	10,542	62	502	*	*	*	431,899	15,902	-
Permanent crops							949,746	25,797	
Avocado							4,783	*	
Bananas							56,592	454	
Guava							31,272	110	
Lemons							55,702	169	
Mangoes							14,623	47	
Oranges							67,283	507	
Papayas							58,655	313	
Pineapples							-	-	
Chat							105,567	3,447	
Coffee							231,364	4,456	
Hops / 'Geshe'							777,095	14,292	
Enset							*	*	
Sugar cane							53,132	1,622	
Other permanent							42,575	333	

(Table 1.3 Cont'd.)

Amhara Region

Crop type	IMPROVED SEED			PESTICIDE		IRRIGATION		EXTENSION PACKAGE	
	Holder	Hectare	Quintal	Holder	Hectare	Holder	Hectare	Holder	Hectare
All	366,173	115,034	46,278	349,869	191,126	346,660	28,297	1,094,430	789,902
Cereals	333,356	112,821	45,998	309,788	181,529	81,467	11,475	1,082,668	757,639
Teff	14,178	7,664	2,594	162,959	78,015	8,535	892	603,098	334,272
Barley	5,003	854	1,385	31,571	6,611	28,181	4,768	112,912	22,918
Wheat	62,286	14,598	23,574	143,200	62,625	8,338	2,013	420,564	155,877
Maize	262,759	88,475	18,023	38,731	4,046	33,478	1,788	492,448	158,549
Sorghum	4,564	*	*	30,986	10,660	6,206	1,585	30,763	6,889
Finger millet	*	*	*	34,719	19,552	*	*	167,228	79,120
Oats / 'Aja'	-	-	-	*	*	*	*	*	*
Rice	-	-	-	-	-	*	*	-	-
Pulses	5,319	497	274	38,777	7,848	16,386	1,714	99,061	11,837
Horse / Faba beans	*	*	*	15,437	*	8,589	806	77,401	8,270
Field Peas	*	*	-	7,180	1,062	*	*	19,895	2,487
Haricot beans	*	*	*	*	*	*	*	3,970	*
Chick peas	*	*	*	*	*	*	*	*	*
Lentils	*	*	-	*	*	*	*	*	*
Vetch / Grass peas	*	*	*	*	*	*	*	*	*
Soya beans	*	*	*	-	-	-	-	*	*
Fenugreek	-	-	-	-	-	3,850	*	*	*
Gibto	-	-	-	-	-	-	-	3,684	210
Oilseeds	*	*	*	7,634	848	4,467	*	131,376	11,827
Neug	*	*	-	1,913	209	*	*	11,515	2,227
Linseed	-	-	-	*	*	*	*	3,872	209
Groundnuts	-	-	-	-	-	-	-	-	-
Safflower	-	-	-	*	*	*	*	15,783	*
Sesame	*	*	*	*	*	*	*	*	*
Rapeseed	*	*	-	*	*	2,150	*	106,579	8,228
Vegetables	12,189	*	-	5,838	*	112,579	2,156	72,424	5,870
Lettuce	*	*	-	-	-	*	*	-	-
Head cabbage	4,820	*	-	-	-	13,389	111	3,091	12
Ethiopian cabbage	-	-	-	*	*	15,788	*	*	*
Tomatoes	2,246	*	-	*	*	16,291	123	*	*
Green peppers	*	*	-	-	-	14,151	104	1,648	*
Red peppers	3,378	*	-	3,348	*	71,803	1,628	67,886	5,800
Swiss chard	2,394	*	-	-	-	2,598	*	*	*
Root crops	12,366	115	-	10,185	*	137,501	5,287	47,505	1,248
Beetroot	3,704	*	-	-	-	6,778	12	2,887	*
Carrot	5,338	9	-	-	-	6,536	*	*	*
Onion	3,243	*	-	*	*	55,440	1,783	7,117	239
Potatoes	*	*	-	3,734	58	47,738	2,859	20,899	872
Garlic	*	*	-	*	*	52,865	476	18,523	105
Taro 'Godere'	-	-	-	-	-	-	-	-	-
Sweet potatoes	*	*	-	-	-	*	*	*	*
Other Temporary	-	-	-	1,754	*	17,981	101	10,575	149
Permanent crops				9,948	340	176,441	7,341	37,065	1,332
Avocado				-	-	1,720	*	*	*
Bananas				-	-	36,865	357	*	*
Guava				*	*	11,318	58	*	*
Lemons				-	-	17,749	56	*	*
Mangoes				-	-	7,203	*	*	*
Oranges				-	-	30,241	263	*	*
Papayas				*	*	19,272	*	*	*
Pineapples				-	-	-	-	-	-
Chat				4,901	*	31,722	*	*	*
Coffee	16,490	*	-	*	*	102,081	2,608	10,985	*
Hops / 'Gesho'				4,255	105	95,039	932	28,392	777
Enset				-	-	-	-	*	*
Sugar cane				-	-	35,523	1,388	*	*
Other permanent				-	-	11,253	*	-	-

Table1.3.1 Number of Holders, Inputs Applied Area and Quantity of Inputs used

North Gondar

Crop type	All Crop Area	All Fertilizers		Natural		DAP		
		Hectare	Quintal	Holder	Hectare	Holder	Hectare	Quintal
All	649,599	129,737	86,736	264,751	49,249	17,840	6,599	3,314
Cereals	444,543	111,821	68,711	229,095	38,103	17,012	6,444	3,127
Teff	125,348	44,159	23,965	11,052	2,265	11,643	3,638	1,523
Barley	43,282	5,059	*	32,667	4,784	-	-	-
Wheat	31,658	10,087	*	20,050	3,666	*	*	*
Maize	48,215	35,313	25,905	176,114	17,315	*	*	*
Sorghum	165,569	*	*	24,252	*	*	*	*
Finger millet	28,401	*	*	9,044	1,326	*	*	*
Oats / 'Aja'	1,979	-	-	-	-	-	-	-
Rice	*	-	-	-	-	-	-	-
Pulses	98,977	5,762	*	31,646	4,440	*	*	*
Horse / Faba beans	29,967	4,490	*	25,116	3,433	*	*	*
Field Peas	11,444	*	-	4,373	*	-	-	-
Haricot beans	2,769	*	*	*	*	-	-	-
Chick peas	42,950	*	-	*	*	-	-	-
Lentils	2,896	*	-	*	*	-	-	-
Vetch / Grass peas	7,000	-	-	-	-	-	-	-
Soya beans	*	*	*	-	-	*	*	*
Fenugreek	1,849	*	-	*	*	-	-	-
Gibto	-	-	-	-	-	-	-	-
Oilseeds	77,117	2,644	*	23,027	1,672	*	*	*
Neug	19,597	*	-	*	*	-	-	-
Linseed	6,198	*	*	*	*	-	-	-
Groundnuts	*	-	-	-	-	-	-	-
Safflower	2,761	*	*	*	*	*	*	*
Sesame	47,722	*	-	*	*	-	-	-
Rapeseed	834	597	*	17,199	*	-	-	-
Vegetables	7,904	*	*	84,099	916	*	*	*
Lettuce	*	*	-	*	*	-	-	-
Head cabbage	*	*	-	*	*	-	-	-
Ethiopian cabbage	*	*	-	*	*	-	-	-
Tomatoes	*	*	-	2,209	*	-	-	-
Green peppers	*	*	*	16,611	*	*	*	*
Red peppers	*	*	*	48,235	750	*	*	*
Swiss chard	*	*	-	*	*	-	-	-
Root crops	4,606	2,580	*	74,382	1,757	-	-	-
Beetroot	*	*	-	*	*	-	-	-
Carrot	*	*	-	*	*	-	-	-
Onion	137	*	*	*	*	-	-	-
Potatoes	2,957	1,445	*	47,614	1,301	-	-	-
Garlic	*	*	*	39,531	414	-	-	-
Taro 'Godere'	-	-	-	-	-	-	-	-
Sweet potatoes	-	-	-	-	-	-	-	-
Other Temporary	*	*	-	*	*	-	-	-
Permanent crops	4,390	*	*	39,321	*	-	-	-
Avocado	-	-	-	-	-	-	-	-
Bananas	*	*	*	*	*	-	-	-
Guava	-	-	-	-	-	-	-	-
Lemons	*	*	*	*	*	-	-	-
Mangoes	*	*	*	*	*	-	-	-
Oranges	-	-	-	-	-	-	-	-
Papayas	*	*	*	*	*	-	-	-
Pineapples	-	-	-	-	-	-	-	-
Chat	*	*	*	*	*	-	-	-
Coffee	618	287	*	7,295	273	-	-	-
Hops / 'Geshe'	3,610	*	*	36,892	*	-	-	-
Enset	-	-	-	-	-	-	-	-
Sugar cane	-	-	-	-	-	-	-	-
Other permanent	*	*	*	*	*	-	-	-

(Table 1.3.1 cont'd.)

North Gondar

[illegible]

(Table 1.3.1 Cont'd.)

North Gondar

Crop type	IMPROVED SEED			PESTICIDE		IRRIGATION		EXTENSION PACKAGE	
	Holder	Hectare	Quintal	Holder	Hectare	Holder	Hectare	Holder	Hectare
All	44,570	12,197	6,463	43,992	14,202	22,634	806	125,204	54,329
Cereals	42,369	12,039	6,356	36,956	12,870	2,217	*	124,717	52,424
Teff	*	*	*	11,792	*	*	*	46,183	24,958
Barley	*	*	*	*	*	*	*	*	*
Wheat	11,989	3,935	4,439	*	*	-	-	22,529	7,863
Maize	26,764	*	*	25,609	2,190	*	*	68,592	15,925
Sorghum	*	*	*	4,956	2,828	-	-	12,538	2,950
Finger millet	*	*	*	*	*	-	-	*	*
Oats / 'Aja'	-	-	-	-	-	-	-	-	-
Rice	-	-	-	-	-	-	-	-	-
Pulses	*	*	*	*	*	-	-	9,970	*
Horse / Faba beans	-	-	-	2,424	226	-	-	9,970	*
Field Peas	-	-	-	*	*	-	-	-	-
Haricot beans	-	-	-	*	*	-	-	-	-
Chick peas	-	-	-	-	-	-	-	-	-
Lentils	-	-	-	-	-	-	-	-	-
Vetch / Grass peas	-	-	-	-	-	-	-	-	-
Soya beans	*	*	*	-	-	-	-	-	-
Fenugreek	-	-	-	-	-	-	-	-	-
Gibto	-	-	-	-	-	-	-	-	-
Oilseeds	-	-	-	*	*	*	*	*	*
Neug	-	-	-	*	*	-	-	-	-
Linseed	-	-	-	-	-	-	-	-	-
Groundnuts	-	-	-	-	-	-	-	-	-
Safflower	-	-	-	-	-	*	*	*	*
Sesame	-	-	-	*	*	-	-	*	*
Rapeseed	-	-	-	*	*	-	-	3,408	*
Vegetables	*	*	-	-	-	14,367	296	-	-
Lettuce	-	-	-	-	-	*	*	-	-
Head cabbage	*	*	-	-	-	*	*	-	-
Ethiopian cabbage	-	-	-	-	-	*	*	-	-
Tomatoes	-	-	-	-	-	*	*	-	-
Green peppers	-	-	-	-	-	*	*	-	-
Red peppers	*	*	-	-	-	*	*	-	-
Swiss chard	-	-	-	-	-	-	-	-	-
Root crops	*	*	-	*	*	11,960	*	2,000	*
Beetroot	*	*	-	-	-	*	*	-	-
Carrot	*	*	-	-	-	*	*	-	-
Onion	*	*	-	-	-	*	*	-	-
Potatoes	*	*	-	*	*	*	*	2,000	*
Garlic	*	*	-	-	-	8,587	*	-	-
Taro 'Godere'	-	-	-	-	-	-	-	-	-
Sweet potatoes	-	-	-	-	-	-	-	-	-
Other Temporary	-	-	-	-	-	*	*	-	-
Permanent crops				*	*	*	*	*	*
Avocado				-	-	-	-	-	-
Bananas				-	-	*	*	-	-
Guava				-	-	-	-	-	-
Lemons				-	-	-	-	-	-
Mangoes				-	-	-	-	-	-
Oranges				-	-	-	-	-	-
Papayas				-	-	*	*	-	-
Pineapples				-	-	-	-	-	-
Chat				-	-	-	-	*	*
Coffee	*	*	-	*	*	*	*	*	*
Hops / 'Geshe'				*	*	*	*	*	*
Enset				-	-	-	-	-	-
Sugar cane				-	-	-	-	-	-
Other permanent				-	-	-	-	-	-

Table1.3.2 Number of Holders, Inputs Applied Area and Quantity of Inputs used

South Gondar

Crop type	All Crop Area	All Fertilizers		Natural		DAP		
		Hectare	Quintal	Holder	Hectare	Holder	Hectare	Quintal
All	480,742	145,774	85,133	245,146	44,952	31,003	12,223	7,656
Cereals	347,271	133,261	81,808	203,573	34,936	28,534	11,377	6,542
Teff	123,555	53,611	34,467	22,886	3,142	10,825	3,466	*
Barley	47,536	11,128	4,038	40,372	7,042	*	*	*
Wheat	69,225	28,332	20,257	37,108	5,806	*	*	*
Maize	39,053	26,203	17,282	153,586	15,777	*	*	*
Sorghum	31,158	2,635	-	17,360	2,635	-	-	-
Finger millet	30,288	11,348	5,764	5,601	530	16,518	*	2,871
Oats / 'Aja'	*	*	-	*	*	-	-	-
Rice	*	-	-	-	-	-	-	-
Pulses	79,300	4,566	*	40,374	4,392	*	*	*
Horse / Faba beans	22,952	2,894	*	32,826	2,854	-	-	-
Field Peas	8,896	434	*	3,655	414	*	*	*
Haricot beans	*	*	-	*	*	-	-	-
Chick peas	15,748	*	-	*	*	-	-	-
Lentils	3,292	*	-	*	*	-	-	-
Vetch / Grass peas	16,667	*	-	*	*	-	-	-
Soya beans	-	-	-	-	-	-	-	-
Fenugreek	74	*	*	*	*	*	*	*
Gibto	4,223	*	*	*	*	*	*	*
Oilseeds	37,684	1,911	*	29,182	1,215	*	*	*
Neug	26,543	*	*	*	*	*	*	*
Linseed	8,659	*	*	*	*	*	*	*
Groundnuts	-	-	-	-	-	-	-	-
Safflower	641	*	-	*	*	-	-	-
Sesame	-	-	-	-	-	-	-	-
Rapeseed	1,842	1,426	*	25,387	970	*	*	*
Vegetables	3,737	1,937	*	37,325	583	*	*	*
Lettuce	*	*	-	*	*	-	-	-
Head cabbage	*	*	-	*	*	-	-	-
Ethiopian cabbage	*	*	-	*	*	-	-	-
Tomatoes	*	*	-	*	*	-	-	-
Green peppers	*	*	-	*	*	-	-	-
Red peppers	3,664	1,893	*	30,766	540	*	*	*
Swiss chard	*	*	-	*	*	-	-	-
Root crops	10,296	3,492	*	112,101	3,319	3,311	*	63
Beetroot	-	-	-	-	-	-	-	-
Carrot	*	*	-	*	*	-	-	-
Onion	*	*	*	*	*	*	*	*
Potatoes	9,335	2,942	*	46,153	2,840	*	*	*
Garlic	786	500	*	90,442	435	*	*	*
Taro 'Godere'	-	-	-	-	-	-	-	-
Sweet potatoes	*	*	-	*	*	-	-	-
Other Temporary	*	73	*	12,966	53	-	-	-
Permanent crops	1,992	534		41,369	453			
Avocado	-	-	-	-	-			
Bananas	*	-	-	-	-			
Guava	*	*	*	*	*			
Lemons	*	-	-	-	-			
Mangoes	*	*	*	*	*			
Oranges	*	-	-	-	-			
Papayas	*	*	*	*	*			
Pineapples	-	-	-	-	-			
Chat	*	*	*	*	*			
Coffee	80	*	*	*	*			
Hops / 'Geshe'	1,243	502		40,936	421			
Enset	-	-	-	-	-			
Sugar cane	*	-	-	-	-			
Other permanent	*	-	-	-	-			

(Table 1.3.2 cont'd.)

South Gondar

[illegible]

(Table 1.3.2 Cont'd.)

South Gondar

Crop type	IMPROVED SEED			PESTICIDE		IRRIGATION		EXTENSION PACKAGE	
	Holder	Hectare	Quintal	Holder	Hectare	Holder	Hectare	Holder	Hectare
All	19,096	4,114	4,318	66,104	35,007	33,415	1,807	113,555	55,986
Cereals	17,883	4,015	4,249	63,418	34,597	7,578	546	112,786	54,656
Teff	*	*	*	41,014	18,724	*	*	50,534	29,326
Barley	*	*	*	11,398	2,753	*	*	8,346	1,962
Wheat	9,836	*	*	33,963	11,699	*	*	30,813	9,286
Maize	*	*	*	1,921	*	*	*	40,253	8,786
Sorghum	*	*	-	*	*	*	*	*	*
Finger millet	-	-	-	*	*	*	*	*	*
Oats / 'Aja'	-	-	-	-	-	-	-	-	-
Rice	-	-	-	-	-	*	*	-	-
Pulses	*	*	*	*	*	1,778	*	*	*
Horse / Faba beans	*	*	-	*	*	*	*	*	*
Field Peas	-	-	-	-	-	-	-	*	*
Haricot beans	-	-	-	*	*	-	-	-	-
Chick peas	*	*	*	*	*	-	-	-	-
Lentils	-	-	-	-	-	-	-	-	-
Vetch / Grass peas	-	-	-	*	*	*	*	-	-
Soya beans	-	-	-	-	-	-	-	-	-
Fenugreek	-	-	-	-	-	*	*	-	-
Gibto	-	-	-	-	-	-	-	*	*
Oilseeds	-	-	-	*	*	-	-	*	*
Neug	-	-	-	*	*	-	-	*	*
Linseed	-	-	-	-	-	-	-	*	*
Groundnuts	-	-	-	-	-	-	-	-	-
Safflower	-	-	-	-	-	-	-	-	-
Sesame	-	-	-	-	-	-	-	-	-
Rapeseed	-	-	-	-	-	-	-	*	*
Vegetables	*	*	-	-	-	11,462	*	*	*
Lettuce	-	-	-	-	-	-	-	-	-
Head cabbage	-	-	-	-	-	*	*	*	*
Ethiopian cabbage	-	-	-	-	-	*	*	-	-
Tomatoes	-	-	-	-	-	*	*	-	-
Green peppers	-	-	-	-	-	*	*	*	*
Red peppers	*	*	-	-	-	*	*	*	*
Swiss chard	-	-	-	-	-	*	*	*	*
Root crops	*	*	-	-	-	15,724	*	*	*
Beetroot	-	-	-	-	-	-	-	-	-
Carrot	-	-	-	-	-	*	*	-	-
Onion	-	-	-	-	-	*	*	-	-
Potatoes	-	-	-	-	-	*	*	-	-
Garlic	*	*	-	-	-	7,350	24	*	*
Taro 'Godere'	-	-	-	-	-	-	-	-	-
Sweet potatoes	-	-	-	-	-	-	-	-	-
Other Temporary	-	-	-	-	-	*	*	*	*
Permanent crops				*	*	*	*	*	*
Avocado				-	-	-	-	-	-
Bananas				-	-	*	*	-	-
Guava				-	-	*	*	-	-
Lemons				-	-	*	*	-	-
Mangoes				-	-	*	*	-	-
Oranges				-	-	*	*	-	-
Papayas				-	-	-	-	-	-
Pineapples				-	-	-	-	-	-
Chat				*	*	*	*	-	-
Coffee	-	-	-	-	-	*	*	-	-
Hops / 'Geshe'				*	*	*	*	*	*
Enset				-	-	-	-	-	-
Sugar cane				-	-	*	*	-	-
Other permanent				-	-	*	*	-	-

Table1.3.3 Number of Holders, Inputs Applied Area and Quantity of Inputs used

North Wolo

Crop type	All Crop Area	All Fertilizers		Natural		DAP		
		Hectare	Quintal	Holder	Hectare	Holder	Hectare	Quintal
All	237,842	46,942	8,806	220,656	38,173	*	*	*
Cereals	185,322	36,712	8,427	181,829	28,086	*	*	*
Teff	58,382	4,942	*	34,140	3,863	*	*	*
Barley	29,754	10,363	*	85,086	9,972	-	-	-
Wheat	27,053	10,307	7,138	41,162	3,263	*	*	*
Maize	6,268	3,752	-	91,465	3,752	-	-	-
Sorghum	60,065	6,319	*	35,261	6,220	*	*	*
Finger millet	2,155	405	-	6,945	405	-	-	-
Oats / 'Aja'	1,644	*	*	8,034	*	-	-	-
Rice	-	-	-	-	-	-	-	-
Pulses	41,617	7,072	*	67,009	7,055	*	*	*
Horse / Faba beans	12,296	2,773	*	45,647	2,758	*	*	*
Field Peas	7,974	2,534	-	25,922	2,534	-	-	-
Haricot beans	*	*	-	*	*	-	-	-
Chick peas	8,620	635	-	4,336	635	-	-	-
Lentils	8,700	896	-	8,690	896	-	-	-
Vetch / Grass peas	2,346	128	-	2,339	128	-	-	-
Soya beans	*	-	-	-	-	-	-	-
Fenugreek	*	105	*	5,489	103	-	-	-
Gibto	-	-	-	-	-	-	-	-
Oilseeds	5,735	317	*	7,942	279	-	-	-
Neug	967	*	-	*	*	-	-	-
Linseed	3,711	*	-	5,680	*	-	-	-
Groundnuts	-	-	-	-	-	-	-	-
Safflower	264	*	*	*	*	-	-	-
Sesame	777	*	-	*	*	-	-	-
Rapeseed	*	*	-	*	*	-	-	-
Vegetables	1,050	654	-	69,270	654	-	-	-
Lettuce	*	*	-	*	*	-	-	-
Head cabbage	*	*	-	*	*	-	-	-
Ethiopian cabbage	*	141	-	26,615	141	-	-	-
Tomatoes	*	*	-	*	*	-	-	-
Green peppers	75	67	-	10,821	67	-	-	-
Red peppers	726	430	-	32,656	430	-	-	-
Swiss chard	*	*	-	*	*	-	-	-
Root crops	1,872	1,107	*	72,518	1,019	-	-	-
Beetroot	*	*	-	2,221	*	-	-	-
Carrot	*	*	-	*	*	-	-	-
Onion	470	210	*	8,148	*	-	-	-
Potatoes	552	403	-	17,881	403	-	-	-
Garlic	828	474	*	59,319	471	-	-	-
Taro 'Godere'	-	-	-	-	-	-	-	-
Sweet potatoes	*	*	-	1,960	*	-	-	-
Other Temporary	*	83	-	11,982	83	-	-	-
Permanent crops	1,545	997	-	52,385	997	-	-	-
Avocado	-	-	-	-	-	-	-	-
Bananas	18	*	*	*	*	-	-	-
Guava	17	*	*	*	*	-	-	-
Lemons	*	*	*	*	*	-	-	-
Mangoes	*	*	*	*	*	-	-	-
Oranges	*	*	*	6,536	*	-	-	-
Papayas	*	*	*	*	*	-	-	-
Pineapples	-	-	-	-	-	-	-	-
Chat	*	*	*	2,709	*	-	-	-
Coffee	540	*	*	22,618	*	-	-	-
Hops / 'Geshe'	771	517	*	43,188	517	-	-	-
Enset	-	-	-	-	-	-	-	-
Sugar cane	*	*	*	*	*	-	-	-
Other permanent	*	*	*	*	*	-	-	-

(Table 1.3.3 cont'd.)

North Wolo

[illegible]

(Table 1.3.3 Cont'd.)

North Wolo

Crop type	IMPROVED SEED			PESTICIDE		IRRIGATION		EXTENSION PACKAGE	
	Holder	Hectare	Quintal	Holder	Hectare	Holder	Hectare	Holder	Hectare
All	5,827	*	*	*	*	41,073	1,853	40,833	8,817
Cereals	*	*	*	*	*	7,600	590	39,069	8,717
Teff	-	-	-	*	*	*	*	*	*
Barley	-	-	-	*	*	*	*	*	*
Wheat	*	*	*	*	*	-	-	33,259	7,085
Maize	-	-	-	*	*	3,700	51	*	*
Sorghum	*	*	-	*	*	2,159	451	*	*
Finger millet	-	-	-	*	*	-	-	-	-
Oats / 'Aja'	-	-	-	-	-	-	-	*	*
Rice	-	-	-	-	-	-	-	-	-
Pulses	*	*	*	7,623	*	3,718	218	*	*
Horse / Faba beans	-	-	-	1,461	*	2,484	138	*	*
Field Peas	-	-	-	*	*	*	*	*	*
Haricot beans	-	-	-	*	*	-	-	-	-
Chick peas	-	-	-	*	*	*	*	-	-
Lentils	-	-	-	-	-	*	*	-	-
Vetch / Grass peas	-	-	-	-	-	-	-	-	-
Soya beans	*	*	*	-	-	-	-	-	-
Fenugreek	-	-	-	-	-	*	*	*	*
Gibto	-	-	-	-	-	-	-	-	-
Oilseeds	-	-	-	*	*	-	-	*	*
Neug	-	-	-	*	*	-	-	-	-
Linseed	-	-	-	-	-	-	-	-	-
Groundnuts	-	-	-	-	-	-	-	-	-
Safflower	-	-	-	-	-	-	-	*	*
Sesame	-	-	-	-	-	-	-	-	-
Rapeseed	-	-	-	-	-	-	-	-	-
Vegetables	*	*	-	*	*	14,674	201	*	*
Lettuce	*	*	-	-	-	-	-	-	-
Head cabbage	-	-	-	-	-	*	*	-	-
Ethiopian cabbage	-	-	-	*	*	*	*	-	-
Tomatoes	-	-	-	-	-	*	*	-	-
Green peppers	-	-	-	-	-	*	*	-	-
Red peppers	-	-	-	-	-	6,615	*	*	*
Swiss chard	*	*	-	-	-	*	*	-	-
Root crops	*	*	-	*	*	20,154	398	*	*
Beetroot	*	*	-	-	-	*	*	-	-
Carrot	*	*	-	-	-	*	*	-	-
Onion	-	-	-	-	-	3,291	*	-	-
Potatoes	-	-	-	*	*	*	*	-	-
Garlic	-	-	-	*	*	14,690	223	*	*
Taro 'Godere'	-	-	-	-	-	-	-	-	-
Sweet potatoes	-	-	-	-	-	*	*	-	-
Other Temporary	-	-	-	-	-	*	*	-	-
Permanent crops				*	*	20,406	438	*	*
Avocado				-	-	-	-	-	-
Bananas				-	-	*	*	-	-
Guava				-	-	*	*	-	-
Lemons				-	-	1,399	*	-	-
Mangoes				-	-	*	*	-	-
Oranges				-	-	*	*	-	-
Papayas				-	-	*	*	-	-
Pineapples				-	-	-	-	-	-
Chat				-	-	*	*	-	-
Coffee	-	-	-	*	*	14,461	*	-	-
Hops / 'Geshe'				-	-	11,574	*	*	*
Enset				-	-	-	-	-	-
Sugar cane				-	-	*	*	-	-
Other permanent				-	-	*	*	-	-

Table1.3.4 Number of Holders, Inputs Applied Area and Quantity of Inputs used

South Wolo

Crop type	All Crop Area	All Fertilizers		Natural		DAP		
		Hectare	Quintal	Holder	Hectare	Holder	Hectare	Quintal
All	400,622	155,194	68,834	366,796	98,907	2,315	*	*
Cereals	289,738	135,181	67,878	333,518	79,568	2,315	*	*
Teff	74,484	27,862	10,092	81,529	14,118	*	*	*
Barley	35,735	11,729	*	117,320	11,499	-	-	-
Wheat	84,667	61,147	56,654	107,792	20,181	*	*	*
Maize	10,579	7,340	*	157,452	7,288	*	*	-
Sorghum	78,161	24,871	*	108,122	24,258	-	-	-
Finger millet	3,001	1,308	-	20,224	1,308	-	-	-
Oats / 'Aja'	3,110	923	*	18,269	916	-	-	-
Rice	-	-	-	-	-	-	-	-
Pulses	94,798	14,619	*	137,295	14,135	-	-	-
Horse / Faba beans	28,315	6,235	*	82,309	6,218	-	-	-
Field Peas	16,782	2,123	-	26,696	2,123	-	-	-
Haricot beans	4,868	544	-	14,045	544	-	-	-
Chick peas	13,522	2,800	-	28,719	2,800	-	-	-
Lentils	20,901	1,994	*	19,899	1,528	-	-	-
Vetch / Grass peas	7,541	608	-	12,463	608	-	-	-
Soya beans	-	-	-	-	-	-	-	-
Fenugreek	2,870	*	-	6,402	*	-	-	-
Gibto	-	-	-	-	-	-	-	-
Oilseeds	9,595	1,366	*	20,942	1,236	-	-	-
Neug	2,961	292	-	6,778	292	-	-	-
Linseed	5,798	*	*	10,038	*	-	-	-
Groundnuts	*	-	-	-	-	-	-	-
Safflower	*	*	*	*	*	-	-	-
Sesame	*	*	-	*	*	-	-	-
Rapeseed	*	*	-	*	*	-	-	-
Vegetables	1,407	1,046	*	98,712	1,028	-	-	-
Lettuce	*	*	-	*	*	-	-	-
Head cabbage	32	27	-	5,939	27	-	-	-
Ethiopian cabbage	50	37	-	15,807	37	-	-	-
Tomatoes	*	*	-	1,920	*	-	-	-
Green peppers	159	*	*	12,738	109	-	-	-
Red peppers	998	840	-	67,338	835	-	-	-
Swiss chard	15	10	-	5,542	10	-	-	-
Root crops	1,168	672	*	80,692	630	-	-	-
Beetroot	*	*	-	3,267	*	-	-	-
Carrot	108	*	-	6,769	*	-	-	-
Onion	243	112	*	12,471	112	-	-	-
Potatoes	*	*	*	10,746	*	-	-	-
Garlic	539	316	*	61,732	284	-	-	-
Taro 'Godere'	-	-	-	-	-	-	-	-
Sweet potatoes	*	*	-	*	*	-	-	-
Other Temporary	*	87	-	24,801	86	-	-	-
Permanent crops	3,429	*	-	59,713	*	-	-	-
Avocado	-	-	-	-	-	-	-	-
Bananas	*	*	*	*	*	-	-	-
Guava	*	*	*	*	*	-	-	-
Lemons	*	*	*	*	*	-	-	-
Mangoes	*	*	*	*	*	-	-	-
Oranges	*	*	*	*	*	-	-	-
Papayas	*	*	*	*	*	-	-	-
Pineapples	-	-	-	-	-	-	-	-
Chat	*	*	-	34,934	*	-	-	-
Coffee	668	*	-	22,701	*	-	-	-
Hops / 'Geshe'	318	155	-	22,990	155	-	-	-
Enset	-	-	-	-	-	-	-	-
Sugar cane	44	*	-	*	*	-	-	-
Other permanent	*	*	-	*	*	-	-	-

(Table 1.3.4 cont'd.)

South Wolo

Crop type	UREA			UREA + DAP			INDIGENOUS SEED		
	Holder	Hectare	Quintal	Holder	Hectare	Quintal	Holder	Hectare	Quintal
All	13,268	2,605	1,138	113,875	53,386	67,539	501,370	398,460	327,169
Cereals	10,635	2,251	922	113,875	53,066	66,799	494,162	288,225	208,095
Teff	*	*	*	45,484	12,573	9,578	280,788	74,481	21,663
Barley	-	-	-	*	*	*	217,814	35,635	44,774
Wheat	4,340	765	373	99,824	40,023	56,162	276,950	83,334	115,315
Maize	*	*	*	-	-	-	216,694	10,547	5,731
Sorghum	*	*	*	*	*	*	231,480	78,145	16,093
Finger millet	-	-	-	-	-	-	32,432	2,974	727
Oats / 'Aja'	-	-	-	*	*	*	49,386	3,110	3,79
Rice	-	-	-	-	-	-	-	-	-
Pulses	*	*	*	*	*	*	373,686	94,252	116,273
Horse / Faba beans	*	*	*	*	*	*	231,016	28,089	45,434
Field Peas	-	-	-	-	-	-	135,487	16,782	22,559
Haricot beans	-	-	-	-	-	-	56,422	4,600	4,005
Chick peas	-	-	-	-	-	-	107,109	13,522	12,628
Lentils	*	*	*	*	*	*	121,927	20,848	20,384
Vetch / Grass peas	-	-	-	-	-	-	62,553	7,541	9,369
Soya beans	-	-	-	-	-	-	-	-	-
Fenugreek	-	-	-	-	-	-	41,982	2,870	1,894
Gibto	-	-	-	-	-	-	-	-	-
Oilseeds	*	*	*	*	*	*	115,590	9,554	2,801
Neug	-	-	-	-	-	-	44,897	2,920	584
Linseed	*	*	*	-	-	-	69,344	5,798	2,140
Groundnuts	-	-	-	-	-	-	*	*	*
Safflower	*	*	*	*	*	*	14,615	*	*
Sesame	-	-	-	-	-	-	*	*	*
Rapeseed	*	*	*	-	-	-	*	*	5
Vegetables	*	*	*	-	-	-	128,806	1,391	-
Lettuce	-	-	-	-	-	-	*	*	-
Head cabbage	-	-	-	-	-	-	*	*	-
Ethiopian cabbage	-	-	-	-	-	-	20,518	50	-
Tomatoes	-	-	-	-	-	-	*	*	-
Green peppers	*	*	*	-	-	-	20,267	159	-
Red peppers	*	*	-	-	-	-	83,651	998	-
Swiss chard	-	-	-	-	-	-	5,691	12	-
Root crops	*	*	*	*	*	*	129,206	1,122	-
Beetroot	-	-	-	-	-	-	4,926	*	-
Carrot	-	-	-	-	-	-	8,788	*	-
Onion	*	*	*	-	-	-	19,496	*	-
Potatoes	-	-	-	*	*	*	16,066	*	-
Garlic	2,070	*	*	*	*	*	102,648	539	-
Taro 'Godere'	-	-	-	-	-	-	-	-	-
Sweet potatoes	-	-	-	-	-	-	*	*	-
Other Temporary	*	*	-	-	-	-	50,080	*	-
Permanent crops							96,238	3,429	
Avocado							-	-	
Bananas							4,477	*	
Guava							*	*	
Lemons							*	*	
Mangoes							*	*	
Oranges							15,828	*	
Papayas							*	*	
Pineapples							-	-	
Chat							49,157	*	
Coffee							35,714	668	
Hops / 'Gesho'							42,842	318	
Enset							-	-	
Sugar cane							6,052	44	
Other permanent							7,843	*	

(Table 1.3.4 Cont'd.)

South Wolo

Crop type	IMPROVED SEED			PESTICIDE		IRRIGATION		EXTENSION PACKAGE	
	Holder	Hectare	Quintal	Holder	Hectare	Holder	Hectare	Holder	Hectare
All	18,361	1,573	*	12,110	1,869	43,949	2,920	93,159	33,601
Cereals	13,172	*	*	8,581	1,127	8,650	903	91,661	33,250
Teff	*	*	-	*	*	*	*	33,835	10,183
Barley	*	*	*	*	*	*	*	*	*
Wheat	*	*	*	2,127	*	*	*	78,439	22,723
Maize	*	*	*	*	*	*	*	*	*
Sorghum	*	*	-	*	*	*	*	*	*
Finger millet	-	-	-	*	*	-	-	-	-
Oats / 'Aja'	-	-	-	*	*	*	*	-	-
Rice	-	-	-	-	-	-	-	-	-
Pulses	*	*	*	2,583	635	*	*	*	*
Horse / Faba beans	-	-	-	*	*	*	*	-	-
Field Peas	-	-	-	*	*	-	-	-	-
Haricot beans	*	*	*	-	-	-	-	*	*
Chick peas	-	-	-	*	*	-	-	*	*
Lentils	*	*	-	-	-	*	*	*	*
Vetch / Grass peas	-	-	-	-	-	-	-	-	-
Soya beans	-	-	-	-	-	-	-	-	-
Fenugreek	-	-	-	-	-	-	-	-	-
Gibto	-	-	-	-	-	-	-	-	-
Oilseeds	-	-	-	*	*	-	-	*	*
Neug	-	-	-	-	-	-	-	-	-
Linseed	-	-	-	*	*	-	-	-	-
Groundnuts	-	-	-	-	-	-	-	-	-
Safflower	-	-	-	*	*	-	-	*	*
Sesame	-	-	-	-	-	-	-	-	-
Rapeseed	-	-	-	-	-	-	-	-	-
Vegetables	*	*	-	*	*	14,324	157	*	*
Lettuce	*	*	-	-	-	-	-	-	-
Head cabbage	*	*	-	-	-	*	*	*	*
Ethiopian cabbage	-	-	-	-	-	*	*	-	-
Tomatoes	*	*	-	-	-	*	*	-	-
Green peppers	-	-	-	-	-	*	*	-	-
Red peppers	-	-	-	*	*	7,949	*	-	-
Swiss chard	*	*	-	-	-	*	*	-	-
Root crops	*	*	-	-	-	*	*	*	*
Beetroot	*	*	-	-	-	*	*	*	*
Carrot	*	*	-	-	-	*	*	*	*
Onion	*	*	-	-	-	*	*	*	*
Potatoes	-	-	-	-	-	*	*	-	-
Garlic	-	-	-	-	-	*	*	*	*
Taro 'Godere'	-	-	-	-	-	-	-	-	-
Sweet potatoes	*	*	-	-	-	*	*	-	-
Other Temporary	-	-	-	-	-	*	*	-	-
Permanent crops	-	-	-	-	-	26,596	*	-	-
Avocado	-	-	-	-	-	-	-	-	-
Bananas	-	-	-	-	-	3,492	*	-	-
Guava	-	-	-	-	-	*	*	-	-
Lemons	-	-	-	-	-	*	*	-	-
Mangoes	-	-	-	-	-	*	*	-	-
Oranges	-	-	-	-	-	*	*	-	-
Papayas	-	-	-	-	-	*	*	-	-
Pineapples	-	-	-	-	-	-	-	-	-
Chat	-	-	-	-	-	*	*	-	-
Coffee	-	-	-	-	-	*	*	-	-
Hops / 'Geshe'	-	-	-	-	-	*	*	-	-
Enset	-	-	-	-	-	-	-	-	-
Sugar cane	-	-	-	-	-	3,476	*	-	-
Other permanent	-	-	-	-	-	*	*	-	-

Table1.3.5 Number of Holders, Inputs Applied Area and Quantity of Inputs used

North Shewa

Crop type	All Crop Area	All Fertilizers		Natural		DAP		
		Hectare	Quintal	Holder	Hectare	Holder	Hectare	Quintal
All	464,576	154,907	167,021	222,410	52,612	31,293	*	13,675
Cereals	339,162	127,906	157,844	143,280	31,683	23,971	*	*
Teff	100,589	48,365	48,660	29,478	5,438	*	*	*
Barley	52,073	14,920	*	47,867	8,851	*	*	*
Wheat	73,725	46,691	97,639	28,777	3,220	10,373	*	*
Maize	5,652	2,540	*	68,786	2,416	-	-	-
Sorghum	106,433	14,701	*	32,434	11,095	-	-	-
Finger millet	-	-	-	-	-	-	-	-
Oats / 'Aja'	*	*	*	*	*	-	-	-
Rice	-	-	-	-	-	-	-	-
Pulses	102,506	21,186	4,665	92,216	17,073	*	*	*
Horse / Faba beans	46,936	17,422	2,197	82,080	15,827	*	*	*
Field Peas	15,099	*	*	7,214	613	*	*	*
Haricot beans	2,767	144	-	5,835	144	-	-	-
Chick peas	21,244	*	*	*	*	*	*	*
Lentils	10,555	516	*	3,107	327	*	*	*
Vetch / Grass peas	4,931	*	*	*	*	*	*	*
Soya beans	-	-	-	-	-	-	-	-
Fenugreek	973	28	*	2,649	12	*	*	*
Gibto	-	-	-	-	-	-	-	-
Oilseeds	13,217	733	*	16,096	557	*	*	*
Neug	935	*	*	*	*	-	-	-
Linseed	7,762	*	*	*	*	-	-	-
Groundnuts	-	-	-	-	-	-	-	-
Safflower	731	*	*	*	*	*	*	*
Sesame	3,625	*	*	*	*	*	*	*
Rapeseed	*	*	*	5,983	*	-	-	-
Vegetables	1,530	858	*	76,976	586	*	*	*
Lettuce	*	*	-	*	*	-	-	-
Head cabbage	*	*	*	*	*	-	-	-
Ethiopian cabbage	79	55	*	29,321	54	-	-	-
Tomatoes	*	*	*	*	*	-	-	-
Green peppers	86	*	*	10,355	28	-	-	-
Red peppers	1,307	697	*	42,491	494	*	*	*
Swiss chard	*	*	-	1,625	*	-	-	-
Root crops	3,376	2,373	2,776	99,203	925	5,507	*	*
Beetroot	*	1	-	2,098	1	-	-	-
Carrot	6	*	-	3,643	*	-	-	-
Onion	2,463	1,759	*	44,303	509	4,655	*	*
Potatoes	52	35	*	10,847	28	-	-	-
Garlic	838	573	*	69,001	382	*	*	*
Taro 'Godere'	-	-	-	-	-	-	-	-
Sweet potatoes	12	*	-	*	*	-	-	-
Other Temporary	229	106	*	17,893	95	-	-	-
Permanent crops	4,557	1,745		73,669	1,692			
Avocado	*	-	-	-	-			
Bananas	*	*		3,556	*			
Guava	*	*		*	*			
Lemons	*	*		*	*			
Mangoes	*	*		*	*			
Oranges	*	*		*	*			
Papayas	*	*		3,640	*			
Pineapples	-	-		-	-			
Chat	36	*		3,484	*			
Coffee	779	*		20,615	*			
Hops / 'Geshe'	3,173	1,302		61,995	1,249			
Enset	*	*		*	*			
Sugar cane	125	*		*	*			
Other permanent	*	*		4,821	*			

(Table 1.3.5 cont'd.)

North Shewa

Crop type	UREA			UREA + DAP			INDIGENOUS SEED		
	Holder	Hectare	Quintal	Holder	Hectare	Quintal	Holder	Hectare	Quintal
All	69,165	33,878	26,490	70,011	56,445	126,856	370,874	463,748	402,844
Cereals	65,177	33,117	24,698	69,584	53,988	122,576	349,811	338,700	234,706
Teff	44,037	19,810	*	44,065	20,947	33,848	227,354	100,589	34,500
Barley	*	*	*	5,464	*	*	146,847	52,069	69,362
Wheat	26,171	*	*	56,614	30,583	85,238	186,752	73,332	113,169
Maize	*	*	*	*	*	*	137,959	5,607	2,365
Sorghum	*	*	*	*	*	*	176,690	106,413	15,126
Finger millet	-	-	-	-	-	-	-	-	-
Oats / 'Aja'	-	-	-	*	*	*	*	*	*
Rice	-	-	-	-	-	-	-	-	-
Pulses	*	*	*	*	*	*	272,469	102,196	164,331
Horse / Faba beans	*	*	*	*	*	*	204,698	46,936	99,261
Field Peas	-	-	-	*	*	*	78,098	15,089	24,620
Haricot beans	-	-	-	-	-	-	30,108	2,497	1,455
Chick peas	-	-	-	*	*	*	88,046	21,225	23,877
Lentils	*	*	*	*	*	*	81,242	10,544	7,590
Vetch / Grass peas	-	-	-	-	-	-	35,020	4,931	6,912
Soya beans	-	-	-	-	-	-	-	-	-
Fenugreek	*	*	*	*	*	*	28,206	973	615
Gibto	-	-	-	-	-	-	-	-	-
Oilseeds	*	*	*	*	*	*	130,142	13,217	3,808
Neug	*	*	*	-	-	-	23,131	935	*
Linseed	-	-	-	*	*	*	51,790	7,762	2,902
Groundnuts	-	-	-	-	-	-	-	-	-
Safflower	-	-	-	-	-	-	17,099	731	62
Sesame	*	*	*	-	-	-	44,571	3,625	180
Rapeseed	*	*	*	-	-	-	11,820	*	13
Vegetables	*	*	*	*	*	*	138,242	1,530	-
Lettuce	-	-	-	-	-	-	*	*	-
Head cabbage	*	*	*	-	-	-	*	*	-
Ethiopian cabbage	*	*	*	-	-	-	42,522	79	-
Tomatoes	*	*	*	-	-	-	3,581	*	-
Green peppers	*	*	*	-	-	-	17,295	86	-
Red peppers	*	*	*	*	*	*	91,961	1,307	-
Swiss chard	-	-	-	-	-	-	*	*	-
Root crops	*	*	*	*	*	*	187,392	3,372	-
Beetroot	-	-	-	-	-	-	3,836	*	-
Carrot	-	-	-	-	-	-	4,123	*	-
Onion	*	*	*	*	*	*	106,118	2,460	-
Potatoes	-	-	-	*	*	*	14,316	52	-
Garlic	*	*	*	*	*	*	127,672	838	-
Taro 'Godere'	-	-	-	-	-	-	-	-	-
Sweet potatoes	-	-	-	-	-	-	5,444	12	-
Other Temporary	*	*	*	-	-	-	38,839	226	-
Permanent crops							157,752	4,509	
Avocado							*	*	
Bananas							14,949	*	
Guava							*	*	
Lemons							13,597	*	
Mangoes							*	*	
Oranges							17,280	*	
Papayas							9,407	*	
Pineapples							-	-	
Chat							9,387	36	
Coffee							54,925	774	
Hops / 'Geshe'							138,445	3,138	
Enset							*	*	
Sugar cane							14,931	125	
Other permanent							12,295	*	

(Table 1.3.5 Cont'd.)

North Shewa

Crop type	IMPROVED SEED			PESTICIDE		IRRIGATION		EXTENSION PACKAGE	
	Holder	Hectare	Quintal	Holder	Hectare	Holder	Hectare	Holder	Hectare
All	6,007	451	*	46,677	20,557	61,924	3,546	102,011	56,192
Cereals	1,810	*	*	35,332	15,536	7,289	*	99,742	55,130
Teff	-	-	-	20,800	7,799	*	*	51,605	23,572
Barley	-	-	-	*	851	*	*	15,509	*
Wheat	1,810	*	*	21,334	6,285	*	*	53,281	23,788
Maize	*	*	*	*	*	3,774	*	*	*
Sorghum	-	-	-	*	*	*	*	*	*
Finger millet	-	-	-	-	-	-	-	-	-
Oats / 'Aja'	-	-	-	-	-	-	-	-	-
Rice	-	-	-	-	-	-	-	-	-
Pulses	*	*	-	*	*	4,701	*	4,462	*
Horse / Faba beans	-	-	-	*	*	1,703	*	*	*
Field Peas	*	*	-	*	*	*	*	*	*
Haricot beans	*	*	-	-	-	*	*	*	*
Chick peas	-	-	-	*	*	-	-	*	*
Lentils	*	*	-	*	*	-	-	*	*
Vetch / Grass peas	-	-	-	*	*	-	-	-	-
Soya beans	-	-	-	-	-	-	-	-	-
Fenugreek	-	-	-	-	-	*	*	*	*
Gibto	-	-	-	-	-	-	-	-	-
Oilseeds	-	-	-	*	*	1,665	*	*	*
Neug	-	-	-	-	-	-	-	-	-
Linseed	-	-	-	*	*	-	-	*	*
Groundnuts	-	-	-	-	-	-	-	-	-
Safflower	-	-	-	-	-	-	-	*	*
Sesame	-	-	-	-	-	-	-	*	*
Rapeseed	-	-	-	-	-	1,665	*	-	-
Vegetables	*	*	-	*	*	23,685	*	*	*
Lettuce	-	-	-	-	-	-	-	-	-
Head cabbage	-	-	-	-	-	*	*	*	*
Ethiopian cabbage	-	-	-	*	*	*	*	-	-
Tomatoes	-	-	-	*	*	*	*	*	*
Green peppers	-	-	-	-	-	*	*	*	*
Red peppers	-	-	-	*	*	20,992	345	*	*
Swiss chard	*	*	-	-	-	-	-	-	-
Root crops	*	*	-	*	*	25,441	*	*	*
Beetroot	-	-	-	-	-	*	*	-	-
Carrot	*	*	-	-	-	*	*	-	-
Onion	*	*	-	*	*	18,906	*	*	*
Potatoes	-	-	-	*	*	*	*	-	-
Garlic	*	*	-	*	*	11,635	*	*	*
Taro 'Godere'	-	-	-	-	-	-	-	-	-
Sweet potatoes	-	-	-	-	-	*	*	-	-
Other Temporary	-	-	-	*	*	*	*	*	*
Permanent crops				3,131	82	37,467	714	*	*
Avocado				-	-	-	-	-	-
Bananas				-	-	6,777	*	-	-
Guava				-	-	-	-	-	-
Lemons				-	-	4,235	*	-	-
Mangoes				-	-	-	-	-	-
Oranges				-	-	5,478	18	-	-
Papayas				*	*	*	*	-	-
Pineapples				-	-	-	-	-	-
Chat				*	*	1,761	*	-	-
Coffee	-	-	-	-	-	18,724	253	-	-
Hops / 'Geshe'				*	*	25,207	296	*	*
Enset				-	-	-	-	-	-
Sugar cane				-	-	7,298	*	-	-
Other permanent				-	-	*	*	-	-

Table1.3.6 Number of Holders, Inputs Applied Area and Quantity of Inputs used

East Gojjam

Crop type	All Crop Area	All Fertilizers		Natural		DAP		
		Hectare	Quintal	Holder	Hectare	Holder	Hectare	Quintal
All	495,125	285,601	345,071	233,703	29,717	98,666	61,965	62,326
Cereals	382,664	270,580	330,410	155,876	21,638	92,319	57,626	57,005
Teff	181,273	159,323	184,367	17,515	2,906	68,201	33,036	25,642
Barley	45,248	14,127	10,988	37,883	4,952	28,204	4,266	4,269
Wheat	88,242	66,110	104,838	28,220	3,018	37,823	13,196	*
Maize	37,760	30,018	30,016	108,510	9,869	38,061	7,083	7,726
Sorghum	29,682	*	*	*	*	-	-	-
Finger millet	*	*	*	*	*	*	*	*
Oats / 'Aja'	-	-	-	-	-	-	-	-
Rice	-	-	-	-	-	-	-	-
Pulses	70,382	8,359	7,503	45,155	3,116	23,065	3,583	2,828
Horse / Faba beans	32,628	5,974	5,302	42,939	2,805	18,758	2,126	2,053
Field Peas	10,375	2,232	2,095	*	*	*	*	*
Haricot beans	474	*	*	*	*	*	*	*
Chick peas	6,454	-	-	-	-	-	-	-
Lentils	1,761	*	*	*	*	-	-	-
Vetch / Grass peas	17,958	-	-	-	-	-	-	-
Soya beans	-	-	-	-	-	-	-	-
Fenugreek	*	*	-	*	*	-	-	-
Gibto	616	-	-	-	-	-	-	-
Oilseeds	31,530	1,784	5,619	19,516	476	13,928	596	2,044
Neug	20,295	*	*	-	-	*	*	*
Linseed	5,917	*	-	*	*	-	-	-
Groundnuts	-	-	-	-	-	-	-	-
Safflower	*	*	*	-	-	-	-	-
Sesame	*	-	-	-	-	-	-	-
Rapeseed	2,471	1,591	5,407	19,136	475	13,534	564	2,017
Vegetables	1,150	721	*	62,881	629	*	*	*
Lettuce	*	*	-	*	*	-	-	-
Head cabbage	*	*	-	2,487	*	-	-	-
Ethiopian cabbage	*	*	*	*	*	-	-	-
Tomatoes	*	*	-	*	*	-	-	-
Green peppers	70	43	-	16,067	43	-	-	-
Red peppers	1,028	632	*	40,451	544	*	*	*
Swiss chard	*	*	-	*	*	-	-	-
Root crops	6,989	2,801	358	111,592	2,632	3,313	*	*
Beetroot	11	9	-	6,951	9	-	-	-
Carrot	*	*	-	*	*	-	-	-
Onion	655	305	*	14,712	280	*	*	*
Potatoes	5,596	2,146	*	30,172	2,012	*	*	*
Garlic	725	340	*	80,424	330	*	*	*
Taro 'Godere'	-	-	-	-	-	-	-	-
Sweet potatoes	*	*	-	*	*	-	-	-
Other Temporary	257	108	-	36,755	108	-	-	-
Permanent crops	2,154	1,247	-	75,671	1,118	-	-	-
Avocado	-	-	-	-	-	-	-	-
Bananas	*	*	*	*	*	-	-	-
Guava	*	-	-	-	-	-	-	-
Lemons	*	*	*	*	*	-	-	-
Mangoes	*	*	*	*	*	-	-	-
Oranges	*	*	*	*	*	-	-	-
Papayas	*	*	*	*	*	-	-	-
Pineapples	-	-	-	-	-	-	-	-
Chat	*	*	*	*	*	-	-	-
Coffee	47	26	-	3,788	26	-	-	-
Hops / 'Gescho'	1,967	1,142	-	74,385	1,013	-	-	-
Enset	*	*	*	*	*	-	-	-
Sugar cane	*	*	*	*	*	-	-	-
Other permanent	*	*	*	*	*	-	-	-

(Table 1.3.6 cont'd.)

East Gojjam

[illegible]

(Table 1.3.6 Cont'd.)

East Gojjam

Crop type	IMPROVED SEED			PESTICIDE		IRRIGATION		EXTENSION PACKAGE	
	Holder	Hectare	Quintal	Holder	Hectare	Holder	Hectare	Holder	Hectare
All	40,172	11,179	7,572	74,592	51,200	31,742	2,651	226,784	205,781
Cereals	36,975	11,014	7,562	71,771	50,730	11,310	1,771	225,559	199,302
Teff	*	*	*	49,886	25,496	*	*	183,287	121,741
Barley	*	*	*	4,569	1,270	*	*	40,153	6,395
Wheat	9,713	2,784	4,989	44,740	22,972	*	*	120,024	52,156
Maize	27,258	6,379	1,971	1,759	*	*	*	79,975	18,740
Sorghum	-	-	-	*	*	*	*	*	*
Finger millet	-	-	-	-	-	-	-	*	*
Oats / 'Aja'	-	-	-	-	-	-	-	-	-
Rice	-	-	-	-	-	-	-	-	-
Pulses	*	*	*	1,610	*	1,555	*	35,469	4,964
Horse / Faba beans	*	*	*	*	*	*	*	25,455	2,728
Field Peas	-	-	-	*	*	-	-	14,217	*
Haricot beans	-	-	-	-	-	-	-	*	*
Chick peas	-	-	-	-	-	-	-	*	*
Lentils	-	-	-	-	-	-	-	*	*
Vetch / Grass peas	-	-	-	-	-	*	*	*	*
Soya beans	-	-	-	-	-	-	-	-	-
Fenugreek	-	-	-	-	-	-	-	-	-
Gibto	-	-	-	-	-	-	-	-	-
Oilseeds	*	*	*	*	*	*	*	21,754	1,026
Neug	-	-	-	-	-	-	-	*	*
Linseed	-	-	-	*	*	*	*	-	-
Groundnuts	-	-	-	-	-	-	-	-	-
Safflower	-	-	-	-	-	-	-	*	*
Sesame	*	*	*	-	-	*	*	-	-
Rapeseed	*	*	-	*	*	-	-	20,277	969
Vegetables	*	*	-	*	*	9,396	*	*	*
Lettuce	-	-	-	-	-	-	-	-	-
Head cabbage	*	*	-	-	-	*	*	*	*
Ethiopian cabbage	-	-	-	-	-	*	*	*	*
Tomatoes	*	*	-	-	-	*	*	*	*
Green peppers	*	*	-	-	-	3,118	*	*	*
Red peppers	-	-	-	*	*	*	*	*	*
Swiss chard	*	*	-	-	-	*	*	*	*
Root crops	2,703	*	-	*	*	11,466	252	10,439	205
Beetroot	*	*	-	-	-	2,846	*	*	*
Carrot	*	*	-	-	-	*	*	*	*
Onion	*	*	-	-	-	3,196	*	*	*
Potatoes	-	-	-	*	*	*	*	5,927	184
Garlic	*	*	-	*	*	5,056	39	2,929	*
Taro 'Godere'	-	-	-	-	-	-	-	-	-
Sweet potatoes	*	*	-	-	-	-	-	*	*
Other Temporary	-	-	-	*	*	1,618	*	*	*
Permanent crops				-	-	12,347	205	5,717	129
Avocado				-	-	-	-	-	-
Bananas				-	-	*	*	-	-
Guava				-	-	-	-	-	-
Lemons				-	-	*	*	-	-
Mangoes				-	-	*	*	*	*
Oranges				-	-	*	*	-	-
Papayas				-	-	*	*	-	-
Pineapples				-	-	-	-	-	-
Chat				-	-	*	*	-	-
Coffee	-	-	-	-	-	2,579	*	*	*
Hops / 'Gescho'				-	-	8,866	108	4,846	127
Enset				-	-	-	-	-	-
Sugar cane				-	-	*	*	*	*
Other permanent				-	-	-	-	-	-

Table1.3.7 Number of Holders, Inputs Applied Area and Quantity of Inputs used

West Gojjam

Crop type	All Crop Area	All Fertilizers		Natural		DAP		
		Hectare	Quintal	Holder	Hectare	Holder	Hectare	Quintal
All	537,162	356,809	405,775	311,024	48,080	216,913	160,607	125,335
Cereals	388,193	316,978	326,938	222,317	34,906	209,710	146,617	108,069
Teff	133,209	108,007	78,773	9,346	1,920	146,756	70,337	42,714
Barley	31,793	14,271	8,998	19,897	*	27,610	7,242	6,148
Wheat	37,229	29,674	37,062	10,472	1,628	33,901	*	*
Maize	133,776	119,819	170,091	205,942	27,106	60,544	14,873	15,601
Sorghum	*	-	-	-	-	-	-	-
Finger millet	49,772	45,207	32,014	2,456	*	104,962	41,547	28,759
Oats / 'Aja'	*	-	-	-	-	-	-	-
Rice	-	-	-	-	-	-	-	-
Pulses	67,365	11,559	12,611	32,445	3,083	38,236	6,854	5,568
Horse / Faba beans	26,175	8,762	9,927	24,929	2,369	34,933	4,922	3,829
Field Peas	10,743	*	*	*	*	8,785	*	*
Haricot beans	*	123	*	3,399	*	*	*	-
Chick peas	11,958	*	*	*	*	*	*	*
Lentils	*	*	-	*	*	-	-	-
Vetch / Grass peas	12,203	*	*	*	*	-	-	-
Soya beans	-	-	-	-	-	-	-	-
Fenugreek	58	*	-	2,061	*	-	-	-
Gibto	4,463	*	450	*	*	*	*	*
Oilseeds	59,430	12,747	45,225	70,891	2,725	40,952	5,403	8,570
Neug	44,238	3,136	*	2,555	*	10,466	2,570	*
Linseed	4,712	*	238	*	*	*	*	*
Groundnuts	-	-	-	-	-	-	-	-
Safflower	*	*	*	*	*	-	-	-
Sesame	*	-	-	-	-	-	-	-
Rapeseed	9,599	8,630	43,237	67,676	2,100	30,608	2,247	6,998
Vegetables	9,593	8,805	*	166,296	2,882	8,383	*	516
Lettuce	*	-	-	-	-	-	-	-
Head cabbage	11	7	*	2,550	*	-	-	-
Ethiopian cabbage	-	-	-	-	-	-	-	-
Tomatoes	*	*	-	*	*	-	-	-
Green peppers	21	18	*	*	*	-	-	-
Red peppers	9,540	8,779	*	159,362	2,862	8,383	*	516
Swiss chard	-	-	-	-	-	-	-	-
Root crops	5,714	3,763	3,566	157,575	2,054	30,070	1,309	2,089
Beetroot	*	*	*	3,298	*	*	*	*
Carrot	*	*	-	*	*	-	-	-
Onion	884	*	*	16,995	*	*	*	*
Potatoes	3,867	2,255	1,668	24,278	1,069	23,743	1,059	1,373
Garlic	838	763	1,213	126,335	587	5,863	17	*
Taro 'Godere'	-	-	-	-	-	-	-	-
Sweet potatoes	*	*	-	*	*	-	-	-
Other Temporary	1,410	634	1,620	65,187	233	4,373	*	275
Permanent crops	5,457	2,322		87,161	2,198			
Avocado	*	*		*	*			
Bananas	*	*		*	*			
Guava	*	*		3,003	*			
Lemons	46	21		5,013	21			
Mangoes	*	*		*	*			
Oranges	*	*		*	*			
Papayas	*	*		*	*			
Pineapples	-	-		-	-			
Chat	269	*		*	*			
Coffee	1,786	*		19,418	*			
Hops / 'Gescho'	2,526	994		73,086	876			
Enset	-	-		-	-			
Sugar cane	*	*		*	*			
Other permanent	*	*		*	*			

(Table 1.3.7 cont'd.)

West Gojjam

Crop type	UREA			UREA + DAP			INDIGENOUS SEED		
	Holder	Hectare	Quintal	Holder	Hectare	Quintal	Holder	Hectare	Quintal
All	51,323	9,404	8,232	233,511	138,718	272,208	399,056	478,761	317,042
Cereals	31,867	7,793	5,507	229,391	127,662	213,362	393,588	334,001	249,258
Teff	10,471	3,481	1,657	67,010	32,269	34,402	276,962	132,851	76,543
Barley	*	*	*	11,890	2,451	2,502	127,904	31,512	51,726
Wheat	*	*	*	39,120	15,334	22,131	112,459	35,423	71,371
Maize	18,071	3,381	3,287	197,652	74,460	151,204	352,751	82,028	24,996
Sorghum	-	-	-	-	-	-	*	*	*
Finger millet	*	*	133	12,245	3,148	3,123	138,240	49,772	23,995
Oats / 'Aja'	-	-	-	-	-	-	*	*	*
Rice	-	-	-	-	-	-	-	-	-
Pulses	3,235	218	383	16,740	*	*	226,751	66,941	59,751
Horse / Faba beans	2,434	*	*	*	*	*	148,599	25,866	28,163
Field Peas	*	*	*	-	-	-	54,194	10,743	10,398
Haricot beans	*	*	*	*	*	*	16,502	*	*
Chick peas	-	-	-	-	-	-	41,793	11,958	9,996
Lentils	-	-	-	-	-	-	*	*	*
Vetch / Grass peas	-	-	-	*	*	*	50,055	12,088	8,489
Soya beans	-	-	-	-	-	-	-	-	-
Fenugreek	-	-	-	-	-	-	4,982	58	37
Gibto	-	-	-	*	*	*	32,106	4,463	1,686
Oilseeds	4,828	171	610	53,993	4,449	36,044	208,467	56,926	8,032
Neug	-	-	-	*	*	*	118,706	44,238	5,400
Linseed	*	*	*	*	*	*	40,188	4,712	1,470
Groundnuts	-	-	-	-	-	-	-	-	-
Safflower	-	-	-	*	*	*	*	*	*
Sesame	-	-	-	-	-	-	*	*	*
Rapeseed	4,400	131	563	51,941	4,152	35,675	114,768	7,095	*
Vegetables	24,468	1,152	1,241	32,349	*	*	248,704	9,249	-
Lettuce	-	-	-	-	-	-	*	*	-
Head cabbage	*	*	*	-	-	-	2,962	*	-
Ethiopian cabbage	-	-	-	-	-	-	-	-	-
Tomatoes	-	-	-	-	-	-	*	*	-
Green peppers	*	*	*	-	-	-	8,773	21	-
Red peppers	23,661	1,146	1,232	32,349	*	*	240,800	9,210	-
Swiss chard	-	-	-	-	-	-	-	-	-
Root crops	7,330	30	148	13,669	370	1,329	229,408	5,668	-
Beetroot	-	-	-	-	-	-	*	*	-
Carrot	-	-	-	-	-	-	*	*	-
Onion	-	-	-	*	*	*	26,448	880	-
Potatoes	-	-	-	4,260	127	295	78,199	3,867	-
Garlic	7,330	30	148	7,374	*	745	164,908	803	-
Taro 'Godere'	-	-	-	-	-	-	-	-	-
Sweet potatoes	-	-	-	-	-	-	*	*	-
Other Temporary	5,496	29	*	*	*	*	98,394	1,391	-
Permanent crops							172,893	4,586	
Avocado							*	*	
Bananas							*	*	
Guava							3,422	*	
Lemons							11,032	46	
Mangoes							*	*	
Oranges							*	*	
Papayas							*	*	
Pineapples							-	-	
Chat							18,818	269	
Coffee							30,278	1,003	
Hops / 'Gesho'							154,458	2,516	

(Table 1.3.7 Cont'd.)

West Gojjam

Crop type	IMPROVED SEED			PESTICIDE		IRRIGATION		EXTENSION PACKAGE	
	Holder	Hectare	Quintal	Holder	Hectare	Holder	Hectare	Holder	Hectare
All	147,450	55,517	13,612	51,519	32,249	49,605	4,886	280,784	272,528
Cereals	139,077	54,191	13,598	48,332	32,067	7,266	968	277,884	253,364
Teff	*	*	*	16,556	8,483	*	*	181,721	89,306
Barley	*	*	*	2,391	587	*	*	36,743	7,777
Wheat	5,929	1,807	3,833	28,737	*	*	*	63,017	26,299
Maize	137,324	51,746	9,425	*	*	*	*	223,610	87,876
Sorghum	-	-	-	-	-	*	*	-	-
Finger millet	-	-	-	*	4,064	-	-	108,854	42,105
Oats / 'Aja'	-	-	-	-	-	-	-	-	-
Rice	-	-	-	-	-	-	-	-	-
Pulses	*	*	*	*	*	1,613	*	39,875	5,032
Horse / Faba beans	-	-	-	*	*	1,613	*	36,537	4,359
Field Peas	-	-	-	-	-	-	-	3,304	*
Haricot beans	-	-	-	-	-	-	-	*	*
Chick peas	-	-	-	-	-	-	-	*	*
Lentils	-	-	-	-	-	-	-	-	-
Vetch / Grass peas	*	*	*	-	-	-	-	*	*
Soya beans	-	-	-	-	-	-	-	-	-
Fenugreek	-	-	-	-	-	-	-	-	-
Gibto	-	-	-	-	-	-	-	*	*
Oilseeds	-	-	-	*	*	*	*	75,605	8,469
Neug	-	-	-	-	-	*	*	8,830	1,948
Linseed	-	-	-	*	*	-	-	3,030	*
Groundnuts	-	-	-	-	-	-	-	-	-
Safflower	-	-	-	-	-	-	-	*	*
Sesame	-	-	-	-	-	-	-	-	-
Rapeseed	-	-	-	-	-	-	-	70,575	6,299
Vegetables	4,138	*	-	*	*	*	*	42,370	*
Lettuce	-	-	-	-	-	*	*	-	-
Head cabbage	*	*	-	-	-	*	*	*	*
Ethiopian cabbage	-	-	-	-	-	-	-	-	-
Tomatoes	*	*	-	-	-	*	*	-	-
Green peppers	-	-	-	-	-	-	-	-	-
Red peppers	*	*	-	*	*	5,007	*	41,541	*
Swiss chard	-	-	-	-	-	-	-	-	-
Root crops	1,674	*	-	*	*	22,640	1,362	25,860	757
Beetroot	*	*	-	-	-	*	*	*	*
Carrot	*	*	-	-	-	-	-	*	*
Onion	*	*	-	*	*	*	*	2,062	*
Potatoes	-	-	-	*	*	14,577	873	12,198	560
Garlic	-	-	-	-	-	*	*	11,856	56
Taro 'Godere'	-	-	-	-	-	-	-	-	-
Sweet potatoes	-	-	-	-	-	*	*	*	*
Other Temporary	-	-	-	-	-	*	*	8,241	*
Permanent crops				*	*	25,091	*	14,262	*
Avocado				-	-	*	*	*	*
Bananas				-	-	*	*	*	*
Guava				-	-	*	*	*	*
Lemons				-	-	5,146	*	*	*
Mangoes				-	-	*	*	*	*
Oranges				-	-	*	*	*	*
Papayas				-	-	*	*	*	*
Pineapples				-	-	-	-	-	-
Chat				*	*	*	*	*	*
Coffee	*	*	-	-	-	20,042	*	*	*
Hops / 'Geshe'				*	*	11,793	134	7,618	132
Enset				-	-	-	-	-	-
Sugar cane				-	-	*	*	*	*
Other permanent				-	-	*	*	-	-

Table1.3.8 Number of Holders, Inputs Applied Area and Quantity of Inputs used

Waghamera

Crop type	All Crop Area	All Fertilizers		Natural		DAP		
		Hectare	Quintal	Holder	Hectare	Holder	Hectare	Quintal
All	96,568	15,697	*	57,923	15,136	*	*	*
Cereals	78,160	13,259	*	54,921	12,702	*	*	*
Teff	23,865	2,650	*	8,884	2,249	*	*	*
Barley	16,395	3,311	-	18,826	3,311	-	-	-
Wheat	8,337	1,403	*	7,081	1,249	-	-	-
Maize	2,173	1,585	-	41,765	1,585	-	-	-
Sorghum	26,813	4,120	*	14,927	4,119	-	-	-
Finger millet	496	107	-	1,165	107	-	-	-
Oats / 'Aja'	*	*	-	*	*	-	-	-
Rice	-	-	-	-	-	-	-	-
Pulses	14,886	2,135	-	15,116	2,135	-	-	-
Horse / Faba beans	7,819	1,480	-	11,477	1,480	-	-	-
Field Peas	2,579	337	-	2,095	337	-	-	-
Haricot beans	1,382	*	-	1,062	*	-	-	-
Chick peas	687	*	-	*	*	-	-	-
Lentils	2,398	*	-	1,132	*	-	-	-
Vetch / Grass peas	*	*	-	*	*	-	-	-
Soya beans	-	-	-	-	-	-	-	-
Fenugreek	19	*	-	*	*	-	-	-
Gibto	-	-	-	-	-	-	-	-
Oilseeds	3,296	194	*	5,232	190	-	-	-
Neug	314	*	-	582	*	-	-	-
Linseed	1,692	76	-	2,286	76	-	-	-
Groundnuts	-	-	-	-	-	-	-	-
Safflower	728	86	*	2,157	82	-	-	-
Sesame	*	-	-	-	-	-	-	-
Rapeseed	*	*	-	573	*	-	-	-
Vegetables	*	21	-	2,449	21	-	-	-
Lettuce	-	-	-	-	-	-	-	-
Head cabbage	*	*	-	*	*	-	-	-
Ethiopian cabbage	*	-	-	-	-	-	-	-
Tomatoes	*	*	-	*	*	-	-	-
Green peppers	*	*	-	552	*	-	-	-
Red peppers	*	*	-	1,746	*	-	-	-
Swiss chard	*	-	-	-	-	-	-	-
Root crops	109	58	-	8,341	58	-	-	-
Beetroot	*	*	-	*	*	-	-	-
Carrot	-	-	-	-	-	-	-	-
Onion	*	*	-	580	*	-	-	-
Potatoes	*	32	-	3,745	32	-	-	-
Garlic	32	19	-	5,660	19	-	-	-
Taro 'Godere'	-	-	-	-	-	-	-	-
Sweet potatoes	*	-	-	-	-	-	-	-
Other Temporary	27	19	-	5,931	19	-	-	-
Permanent crops	39	12	-	2,721	12	-	-	-
Avocado	-	-	-	-	-	-	-	-
Bananas	10	*	*	*	*	-	-	-
Guava	*	*	-	*	*	-	-	-
Lemons	*	-	-	-	-	-	-	-
Mangoes	*	-	-	-	-	-	-	-
Oranges	*	*	-	*	*	-	-	-
Papayas	*	*	-	*	*	-	-	-
Pineapples	-	-	-	-	-	-	-	-
Chat	-	-	-	-	-	-	-	-
Coffee	*	*	-	*	*	-	-	-
Hops / 'Geshe'	14	6	-	2,022	6	-	-	-
Enset	-	-	-	-	-	-	-	-
Sugar cane	*	*	-	*	*	-	-	-
Other permanent	*	-	-	-	-	-	-	-

(Table 1.3.8 cont'd.)

Waghamera

[illegible]

(Table 1.3.8 Cont'd.)

Waghamera

Crop type	IMPROVED SEED			PESTICIDE		IRRIGATION		EXTENSION PACKAGE	
	Holder	Hectare	Quintal	Holder	Hectare	Holder	Hectare	Holder	Hectare
All	5,114	1,038	1,055	*	*	6,462	*	5,742	1,282
Cereals	4,988	1,032	1,055	*	*	1,492	*	5,616	1,251
Teff	*	*	*	*	*	*	*	2,542	715
Barley	-	-	-	*	*	*	*	-	-
Wheat	3,074	504	855	*	*	-	-	3,074	535
Maize	-	-	-	-	-	909	*	-	-
Sorghum	*	*	-	*	*	*	*	*	*
Finger millet	-	-	-	-	-	-	-	-	-
Oats / 'Aja'	-	-	-	-	-	-	-	-	-
Rice	-	-	-	-	-	-	-	-	-
Pulses	-	-	-	*	*	1,028	*	*	*
Horse / Faba beans	-	-	-	*	*	*	*	*	*
Field Peas	-	-	-	-	-	-	-	-	-
Haricot beans	-	-	-	*	*	-	-	-	-
Chick peas	-	-	-	-	-	*	*	-	-
Lentils	-	-	-	-	-	-	-	-	-
Vetch / Grass peas	-	-	-	-	-	-	-	-	-
Soya beans	-	-	-	-	-	-	-	-	-
Fenugreek	-	-	-	-	-	*	*	-	-
Gibto	-	-	-	-	-	-	-	-	-
Oilseeds	-	-	-	*	*	*	*	*	*
Neug	-	-	-	*	*	-	-	-	-
Linseed	-	-	-	*	*	*	*	-	-
Groundnuts	-	-	-	-	-	-	-	-	-
Safflower	-	-	-	-	-	-	-	*	*
Sesame	-	-	-	*	*	-	-	-	-
Rapeseed	-	-	-	-	-	-	-	-	-
Vegetables	*	*	-	-	-	2,796	*	-	-
Lettuce	-	-	-	-	-	-	-	-	-
Head cabbage	*	*	-	-	-	*	*	-	-
Ethiopian cabbage	-	-	-	-	-	*	*	-	-
Tomatoes	*	*	-	-	-	884	3	-	-
Green peppers	-	-	-	-	-	604	*	-	-
Red peppers	-	-	-	-	-	1,774	*	-	-
Swiss chard	-	-	-	-	-	*	*	-	-
Root crops	*	*	-	-	-	1,453	*	-	-
Beetroot	-	-	-	-	-	*	*	-	-
Carrot	-	-	-	-	-	-	-	-	-
Onion	*	*	-	-	-	*	*	-	-
Potatoes	-	-	-	-	-	*	*	-	-
Garlic	-	-	-	-	-	*	*	-	-
Taro 'Godere'	-	-	-	-	-	-	-	-	-
Sweet potatoes	-	-	-	-	-	*	*	-	-
Other Temporary	-	-	-	-	-	*	*	-	-
Permanent crops	-	-	-	-	-	4,070	33	-	-
Avocado	-	-	-	-	-	-	-	-	-
Bananas	-	-	-	-	-	1,948	10	-	-
Guava	-	-	-	-	-	*	*	-	-
Lemons	-	-	-	-	-	*	*	-	-
Mangoes	-	-	-	-	-	*	*	-	-
Oranges	-	-	-	-	-	*	*	-	-
Papayas	-	-	-	-	-	850	*	-	-
Pineapples	-	-	-	-	-	-	-	-	-
Chat	-	-	-	-	-	-	-	-	-
Coffee	-	-	-	-	-	*	*	-	-
Hops / 'Geshe'	-	-	-	-	-	2,142	8	-	-
Enset	-	-	-	-	-	-	-	-	-
Sugar cane	-	-	-	-	-	*	*	-	-
Other permanent	-	-	-	-	-	*	*	-	-

Table1.3.9 Number of Holders, Inputs Applied Area and Quantity of Inputs used

Awii

Crop type	All Crop Area	All Fertilizers		Natural		DAP		
		Hectare	Quintal	Holder	Hectare	Holder	Hectare	Quintal
All	264,568	179,415	114,496	145,389	52,082	88,237	91,458	57,920
Cereals	211,562	163,655	105,474	116,229	41,329	85,996	88,640	55,093
Teff	79,655	56,681	27,642	28,329	10,405	60,163	41,814	24,880
Barley	16,258	9,280	*	35,001	7,345	*	*	*
Wheat	11,308	9,208	7,530	12,978	2,799	5,780	1,131	919
Maize	52,688	47,852	47,162	95,615	17,561	34,723	7,683	7,284
Sorghum	*	*	-	*	*	-	-	-
Finger millet	49,821	40,444	21,583	6,842	3,030	51,659	36,342	20,775
Oats / 'Aja'	*	-	-	-	-	-	-	-
Rice	-	-	-	-	-	-	-	-
Pulses	13,250	2,965	*	16,343	2,040	*	*	*
Horse / Faba beans	2,759	1,571	*	10,232	1,289	*	*	*
Field Peas	1,672	*	*	*	*	*	*	*
Haricot beans	*	*	-	*	*	-	-	-
Chick peas	*	-	-	-	-	-	-	-
Lentils	-	-	-	-	-	-	-	-
Vetch / Grass peas	*	-	-	-	-	-	-	-
Soya beans	*	-	-	-	-	-	-	-
Fenugreek	*	*	-	3,158	*	-	-	-
Gibto	4,633	*	*	2,255	*	*	*	*
Oilseeds	29,293	4,154	4,014	22,796	2,631	7,468	*	916
Neug	23,476	2,260	205	6,201	1,793	1,438	*	*
Linseed	805	*	*	*	*	*	*	*
Groundnuts	*	*	-	*	*	-	-	-
Safflower	*	*	-	*	*	-	-	-
Sesame	*	*	-	*	*	-	-	-
Rapeseed	1,837	1,508	3,785	15,358	622	6,060	420	758
Vegetables	3,638	3,366	*	59,357	2,280	3,228	*	*
Lettuce	*	*	-	*	*	-	-	-
Head cabbage	*	*	-	*	*	-	-	-
Ethiopian cabbage	38	30	*	6,680	29	-	-	-
Tomatoes	*	*	*	*	*	*	*	*
Green peppers	*	*	-	*	*	-	-	-
Red peppers	3,482	3,224	*	49,475	2,146	2,995	*	*
Swiss chard	*	*	-	*	*	-	-	-
Root crops	4,544	3,881	1,439	60,443	2,423	10,210	921	1,113
Beetroot	*	*	-	*	*	-	-	-
Carrot	*	*	-	*	*	-	-	-
Onion	*	*	*	*	*	*	*	*
Potatoes	3,891	3,364	1,392	26,508	1,942	10,210	915	1,111
Garlic	244	217	*	32,493	212	-	-	-
Taro 'Godere'	-	-	-	-	-	-	-	-
Sweet potatoes	*	*	-	*	*	-	-	-
Other Temporary	217	179	*	31,915	178	*	*	*
Permanent crops	2,064	1,215		54,205	1,202			
Avocado	*	*		*	*			
Bananas	74	*		5,483	*			
Guava	*	*		*	*			
Lemons	25	19		5,758	19			
Mangoes	*	*		*	*			
Oranges	*	*		9,898	*			
Papayas	24	*		5,198	*			
Pineapples	*	*		*	*			
Chat	*	*		*	*			
Coffee	560	251		16,338	250			
Hops / 'Geshe'	828	533		41,177	526			
Enset	*	*		*	*			
Sugar cane	*	*		8,098	*			
Other permanent	*	23		6,145	23			

(Table 1.3.9 cont'd.)

Awi

Crop type	UREA			UREA + DAP			INDIGENOUS SEED		
	Holder	Hectare	Quintal	Holder	Hectare	Quintal	Holder	Hectare	Quintal
All	10,022	1,824	1,194	71,300	34,051	55,382	167,288	236,413	151,256
Cereals	6,639	1,429	890	70,177	32,257	49,491	162,364	183,622	136,938
Teff	2,209	893	*	6,409	3,569	2,365	116,212	75,842	47,897
Barley	-	-	-	*	*	*	55,682	16,026	32,199
Wheat	*	*	*	12,323	*	6,473	32,918	9,907	19,825
Maize	3,197	*	*	59,193	22,369	39,596	133,370	30,529	9,958
Sorghum	-	-	-	-	-	-	5,018	*	*
Finger millet	*	*	*	2,083	939	735	73,394	49,485	26,053
Oats / 'Aja'	-	-	-	-	-	-	*	*	*
Rice	-	-	-	-	-	-	-	-	-
Pulses	*	*	*	*	*	*	48,724	13,249	8,464
Horse / Faba beans	*	*	*	*	*	*	18,967	2,759	2,809
Field Peas	*	*	*	-	-	-	10,015	1,672	1,493
Haricot beans	-	-	-	-	-	-	*	*	*
Chick peas	-	-	-	-	-	-	3,184	*	854
Lentils	-	-	-	-	-	-	-	-	-
Vetch / Grass peas	-	-	-	-	-	-	*	*	*
Soya beans	-	-	-	-	-	-	*	*	*
Fenugreek	-	-	-	-	-	-	5,271	*	*
Gibto	*	*	*	*	*	*	18,725	4,633	1,709
Oilseeds	*	*	*	7,968	526	3,061	76,976	29,222	5,854
Neug	-	-	-	*	*	*	49,459	23,405	3,990
Linseed	-	-	-	-	-	-	6,344	805	307
Groundnuts	-	-	-	-	-	-	*	*	*
Safflower	-	-	-	-	-	-	*	*	*
Sesame	-	-	-	-	-	-	*	*	*
Rapeseed	*	*	*	7,210	460	2,990	27,800	1,837	*
Vegetables	3,123	*	*	7,446	*	*	82,392	3,623	-
Lettuce	-	-	-	-	-	-	*	*	-
Head cabbage	-	-	-	-	-	-	*	*	-
Ethiopian cabbage	-	-	-	*	*	*	8,471	38	-
Tomatoes	*	*	-	-	-	-	*	*	-
Green peppers	-	-	-	-	-	-	*	*	-
Red peppers	2,857	*	*	7,054	*	*	71,848	3,467	-
Swiss chard	-	-	-	-	-	-	*	*	-
Root crops	*	*	*	*	*	*	84,793	4,515	-
Beetroot	-	-	-	-	-	-	*	*	-
Carrot	-	-	-	-	-	-	*	*	-
Onion	-	-	-	*	*	*	9,686	*	-
Potatoes	*	*	*	*	*	*	52,565	3,867	-
Garlic	*	*	*	*	*	*	40,292	244	-
Taro 'Godere'	-	-	-	-	-	-	-	-	-
Sweet potatoes	-	-	-	-	-	-	7,759	*	-
Other Temporary	*	*	*	-	-	-	42,652	214	-
Permanent crops							79,008	1,969	
Avocado							1,055	*	
Bananas							9,110	67	
Guava							*	*	
Lemons							7,298	25	
Mangoes							*	*	
Oranges							12,871	*	
Papayas							6,537	*	
Pineapples							-	-	
Chat							*	*	
Coffee							24,000	514	
Hops / 'Gesho'							64,389	824	
Enset							*	*	
Sugar cane							13,129	*	
Other permanent							9,864	*	

(Table 1.3.9 Cont'd.)

Aw

Crop type	IMPROVED SEED			PESTICIDE		IRRIGATION		EXTENSION PACKAGE	
	Holder	Hectare	Quintal	Holder	Hectare	Holder	Hectare	Holder	Hectare
All	76,615	28,123	9,257	25,406	26,228	48,589	8,435	104,310	100,853
Cereals	72,724	27,941	9,257	24,461	26,065	26,600	5,179	103,716	99,012
Teff	*	*	*	10,153	9,008	*	*	46,735	33,033
Barley	*	*	*	*	*	17,856	3,509	4,450	1,212
Wheat	6,445	1,402	2,540	*	*	*	*	16,128	6,143
Maize	64,609	22,158	4,598	3,071	*	7,892	*	75,600	26,987
Sorghum	-	-	-	*	*	-	-	-	-
Finger millet	*	*	*	16,158	14,864	*	*	41,700	31,637
Oats / 'Aja'	-	-	-	-	-	-	-	-	-
Rice	-	-	-	-	-	-	-	-	-
Pulses	*	*	-	*	*	*	*	3,197	114
Horse / Faba beans	-	-	-	*	*	-	-	*	*
Field Peas	-	-	-	-	-	-	-	*	*
Haricot beans	-	-	-	-	-	-	-	-	-
Chick peas	-	-	-	-	-	-	-	-	-
Lentils	-	-	-	-	-	-	-	-	-
Vetch / Grass peas	-	-	-	-	-	-	-	-	-
Soya beans	*	*	-	-	-	-	-	*	*
Fenugreek	-	-	-	-	-	*	*	-	-
Gibto	-	-	-	-	-	-	-	*	*
Oilseeds	*	*	-	*	*	*	*	10,570	948
Neug	*	*	-	*	*	*	*	1,344	*
Linseed	-	-	-	-	-	-	-	-	-
Groundnuts	-	-	-	-	-	-	-	-	-
Safflower	-	-	-	-	-	-	-	-	-
Sesame	-	-	-	-	-	-	-	-	-
Rapeseed	-	-	-	-	-	*	*	9,226	717
Vegetables	*	*	-	*	*	12,526	*	5,607	*
Lettuce	-	-	-	-	-	-	-	-	-
Head cabbage	-	-	-	-	-	*	*	-	-
Ethiopian cabbage	-	-	-	-	-	*	*	*	*
Tomatoes	-	-	-	*	*	*	*	*	*
Green peppers	*	*	-	-	-	*	*	-	-
Red peppers	*	*	-	*	*	7,124	*	4,981	*
Swiss chard	-	-	-	-	-	-	-	-	-
Root crops	*	*	-	-	-	21,104	1,781	1,007	*
Beetroot	-	-	-	-	-	*	*	-	-
Carrot	-	-	-	-	-	*	*	-	-
Onion	-	-	-	-	-	*	*	*	*
Potatoes	*	*	-	-	-	17,637	1,510	*	*
Garlic	-	-	-	-	-	1,685	*	-	-
Taro 'Godere'	-	-	-	-	-	-	-	-	-
Sweet potatoes	*	*	-	-	-	*	*	-	-
Other Temporary	-	-	-	*	*	6,709	*	*	*
Permanent crops				*	*	27,452	1,044	*	*
Avocado				-	-	*	*	*	*
Bananas				-	-	7,569	*	*	*
Guava				-	-	*	*	*	*
Lemons				-	-	*	*	*	*
Mangoes				-	-	*	*	-	-
Oranges				-	-	*	*	*	*
Papayas				-	-	*	*	-	-
Pineapples				-	-	-	-	-	-
Chat				-	-	*	*	-	-
Coffee	*	46	-	-	-	15,708	*	*	*
Hops / 'Geshe'				*	*	18,001	139	*	*
Enset				-	-	-	-	-	-
Sugar cane				-	-	9,741	*	*	*
Other permanent				-	-	*	*	-	-

Table1.3.10 Number of Holders, Inputs Applied Area and Quantity of Inputs used

Oromia Zone

Crop type	All Crop Area	All Fertilizers		Natural		DAP		
		Hectare	Quintal	Holder	Hectare	Holder	Hectare	Quintal
All	56,761	19,759	*	53,173	19,714	-	-	-
Cereals	47,873	16,661	*	49,729	16,615	-	-	-
Teff	6,697	1,649	*	8,350	1,603	-	-	-
Barley	346	110	-	2,471	110	-	-	-
Wheat	*	*	-	*	*	-	-	-
Maize	4,919	2,403	-	35,887	2,403	-	-	-
Sorghum	35,599	12,361	-	31,735	12,361	-	-	-
Finger millet	*	*	-	1,581	*	-	-	-
Oats / 'Aja'	*	*	-	*	*	-	-	-
Rice	-	-	-	-	-	-	-	-
Pulses	2,091	479	-	9,519	479	-	-	-
Horse / Faba beans	*	*	-	*	*	-	-	-
Field Peas	343	*	-	1,161	*	-	-	-
Haricot beans	986	245	-	7,326	245	-	-	-
Chick peas	490	157	-	901	157	-	-	-
Lentils	*	*	-	*	*	-	-	-
Vetch / Grass peas	-	-	-	-	-	-	-	-
Soya beans	-	-	-	-	-	-	-	-
Fenugreek	*	*	-	*	*	-	-	-
Gibto	-	-	-	-	-	-	-	-
Oilseeds	4,256	1,385	-	18,360	1,385	-	-	-
Neug	226	*	-	*	*	-	-	-
Linseed	56	15	-	1,492	15	-	-	-
Groundnuts	*	*	-	*	*	-	-	-
Safflower	252	70	-	4,815	70	-	-	-
Sesame	3,605	1,232	-	12,993	1,232	-	-	-
Rapeseed	*	*	-	1,248	*	-	-	-
Vegetables	1,049	405	-	18,816	405	-	-	-
Lettuce	-	-	-	-	-	-	-	-
Head cabbage	*	-	-	-	-	-	-	-
Ethiopian cabbage	*	*	-	*	*	-	-	-
Tomatoes	*	*	-	*	*	-	-	-
Green peppers	*	*	-	*	*	-	-	-
Red peppers	964	348	-	15,223	348	-	-	-
Swiss chard	-	-	-	-	-	-	-	-
Root crops	*	*	-	1,030	*	-	-	-
Beetroot	-	-	-	-	-	-	-	-
Carrot	-	-	-	-	-	-	-	-
Onion	*	*	-	584	*	-	-	-
Potatoes	*	-	-	-	-	-	-	-
Garlic	*	*	-	*	*	-	-	-
Taro 'Godere'	-	-	-	-	-	-	-	-
Sweet potatoes	*	*	-	*	*	-	-	-
Other Temporary	*	*	-	7,517	*	-	-	-
Permanent crops	1,373	745	-	17,099	745	-	-	-
Avocado	*	-	-	-	-	-	-	-
Bananas	*	*	-	1,583	*	-	-	-
Guava	29	10	-	3,086	10	-	-	-
Lemons	14	*	-	2,714	*	-	-	-
Mangoes	*	*	-	901	*	-	-	-
Oranges	28	16	-	1,175	16	-	-	-
Papayas	50	34	-	7,523	34	-	-	-
Pineapples	-	-	-	-	-	-	-	-
Chat	885	*	-	7,107	*	-	-	-
Coffee	251	115	-	4,607	115	-	-	-
Hops / 'Geshe'	*	*	-	*	*	-	-	-
Enset	-	-	-	-	-	-	-	-
Sugar cane	31	*	-	*	*	-	-	-
Other permanent	*	*	-	*	*	-	-	-

(Table 1.3.10 cont'd.)

Oromia Zone

Crop type	UREA			UREA + DAP			INDIGENOUS SEED		
	Holder	Hectare	Quintal	Holder	Hectare	Quintal	Holder	Hectare	Quintal
All	*	*	*	-	-	-	76,268	56,284	10,814
Cereals	*	*	*	-	-	-	74,962	47,576	9,744
Teff	*	*	*	-	-	-	24,254	6,436	1,809
Barley	-	-	-	-	-	-	5,849	346	485
Wheat	-	-	-	-	-	-	756	*	*
Maize	-	-	-	-	-	-	49,544	4,905	1,914
Sorghum	-	-	-	-	-	-	65,222	35,578	5,439
Finger millet	-	-	-	-	-	-	2,929	*	*
Oats / 'Aja'	-	-	-	-	-	-	*	*	*
Rice	-	-	-	-	-	-	-	-	-
Pulses	-	-	-	-	-	-	20,333	2,003	805
Horse / Faba beans	-	-	-	-	-	-	*	*	*
Field Peas	-	-	-	-	-	-	3,443	339	*
Haricot beans	-	-	-	-	-	-	13,554	903	84
Chick peas	-	-	-	-	-	-	2,819	490	168
Lentils	-	-	-	-	-	-	2,084	*	*
Vetch / Grass peas	-	-	-	-	-	-	-	-	-
Soya beans	-	-	-	-	-	-	-	-	-
Fenugreek	-	-	-	-	-	-	*	*	*
Gibto	-	-	-	-	-	-	-	-	-
Oilseeds	-	-	-	-	-	-	35,990	4,194	264
Neug	-	-	-	-	-	-	4,303	226	*
Linseed	-	-	-	-	-	-	3,263	56	12
Groundnuts	-	-	-	-	-	-	*	*	*
Safflower	-	-	-	-	-	-	8,819	252	23
Sesame	-	-	-	-	-	-	29,438	3,578	196
Rapeseed	-	-	-	-	-	-	1,503	*	2
Vegetables	-	-	-	-	-	-	32,457	1,044	-
Lettuce	-	-	-	-	-	-	-	-	-
Head cabbage	-	-	-	-	-	-	*	*	-
Ethiopian cabbage	-	-	-	-	-	-	*	*	-
Tomatoes	-	-	-	-	-	-	*	*	-
Green peppers	-	-	-	-	-	-	*	*	-
Red peppers	-	-	-	-	-	-	28,581	961	-
Swiss chard	-	-	-	-	-	-	-	-	-
Root crops	-	-	-	-	-	-	*	*	-
Beetroot	-	-	-	-	-	-	-	-	-
Carrot	-	-	-	-	-	-	-	-	-
Onion	-	-	-	-	-	-	*	*	-
Potatoes	-	-	-	-	-	-	*	*	-
Garlic	-	-	-	-	-	-	*	*	-
Taro 'Godere'	-	-	-	-	-	-	-	-	-
Sweet potatoes	-	-	-	-	-	-	*	*	-
Other Temporary	-	-	-	-	-	-	9,548	*	-
Permanent crops	-	-	-	-	-	-	30,294	1,348	-
Avocado	-	-	-	-	-	-	*	*	-
Bananas	-	-	-	-	-	-	3,087	*	-
Guava	-	-	-	-	-	-	7,088	28	-
Lemons	-	-	-	-	-	-	4,777	14	-
Mangoes	-	-	-	-	-	-	2,911	*	-
Oranges	-	-	-	-	-	-	3,217	28	-
Papayas	-	-	-	-	-	-	12,335	44	-
Pineapples	-	-	-	-	-	-	-	-	-
Chat	-	-	-	-	-	-	13,858	885	-
Coffee	-	-	-	-	-	-	8,599	242	-
Hops / 'Geshe'	-	-	-	-	-	-	*	*	-
Enset	-	-	-	-	-	-	-	-	-
Sugar cane	-	-	-	-	-	-	1,343	31	-
Other permanent	-	-	-	-	-	-	1,201	*	-

(Table 1.3.10 Cont'd.)

Oromia Zone

Crop type	IMPROVED SEED			PESTICIDE		IRRIGATION		EXTENSION PACKAGE	
	Holder	Hectare	Quintal	Holder	Hectare	Holder	Hectare	Holder	Hectare
All	2,963	*	*	8,237	2,453	7,269	869	2,049	*
Cereals	*	*	*	6,454	*	*	*	1,918	*
Teff	*	*	*	*	*	*	*	*	*
Barley	-	-	-	-	-	-	-	-	-
Wheat	-	-	-	-	-	-	-	-	-
Maize	-	-	-	1,197	*	*	*	*	*
Sorghum	*	*	-	5,548	*	*	*	*	*
Finger millet	-	-	-	-	-	-	-	-	-
Oats / 'Aja'	-	-	-	-	-	-	-	-	-
Rice	-	-	-	-	-	-	-	-	-
Pulses	*	*	*	*	*	*	*	-	-
Horse / Faba beans	-	-	-	-	-	-	-	-	-
Field Peas	-	-	-	-	-	-	-	-	-
Haricot beans	*	*	*	*	*	-	-	-	-
Chick peas	-	-	-	-	-	*	*	-	-
Lentils	-	-	-	-	-	-	-	-	-
Vetch / Grass peas	-	-	-	-	-	-	-	-	-
Soya beans	-	-	-	-	-	-	-	-	-
Fenugreek	-	-	-	-	-	-	-	-	-
Gibto	-	-	-	-	-	-	-	-	-
Oilseeds	*	*	-	*	*	*	*	*	*
Neug	-	-	-	-	-	-	-	-	-
Linseed	-	-	-	-	-	-	-	-	-
Groundnuts	-	-	-	-	-	-	-	-	-
Safflower	-	-	-	-	-	*	*	*	*
Sesame	*	*	-	*	*	-	-	-	-
Rapeseed	-	-	-	-	-	-	-	-	-
Vegetables	*	*	-	*	*	*	*	-	-
Lettuce	-	-	-	-	-	-	-	-	-
Head cabbage	-	-	-	-	-	*	*	-	-
Ethiopian cabbage	-	-	-	-	-	*	*	-	-
Tomatoes	-	-	-	*	*	*	*	-	-
Green peppers	-	-	-	-	-	-	-	-	-
Red peppers	*	*	-	*	*	*	*	-	-
Swiss chard	-	-	-	-	-	-	-	-	-
Root crops	*	*	-	-	-	*	*	-	-
Beetroot	-	-	-	-	-	-	-	-	-
Carrot	-	-	-	-	-	-	-	-	-
Onion	*	*	-	-	-	*	*	-	-
Potatoes	-	-	-	-	-	*	*	-	-
Garlic	-	-	-	-	-	-	-	-	-
Taro 'Godere'	-	-	-	-	-	-	-	-	-
Sweet potatoes	-	-	-	-	-	*	*	-	-
Other Temporary	-	-	-	*	*	-	-	-	-
Permanent crops				3,129	*	4,741	*	*	*
Avocado				-	-	*	*	-	-
Bananas				-	-	1,604	*	-	-
Guava				*	*	*	*	-	-
Lemons				-	-	*	*	-	-
Mangoes				-	-	*	*	-	-
Oranges				-	-	989	*	-	-
Papayas				*	*	2,138	13	*	*
Pineapples				-	-	-	-	-	-
Chat				2,688	*	*	*	-	-
Coffee	*	*	-	*	*	*	*	-	-
Hops / 'Gescho'				-	-	-	-	-	-
Enset				-	-	-	-	-	-
Sugar cane				-	-	901	18	-	-
Other permanent				-	-	*	*	-	-

Table1.4 Number of Holders, Inputs Applied Area and Quantity of Inputs used

Oromia Region

Crop type	All	All Fertilizers		Natural		DAP		
	Crop Area	Hectare	Quintal	Holder	Hectare	Holder	Hectare	Quintal
All	5,236,111	2,435,047	2,109,854	2,669,455	546,474	1,369,293	997,162	742,663
Cereals	3,835,235	2,092,518	1,911,421	1,672,276	340,464	1,294,033	914,595	665,189
Teff	985,666	622,209	561,453	151,092	30,524	563,141	266,833	170,257
Barley	514,377	264,709	181,602	293,028	44,478	407,358	158,153	110,536
Wheat	816,572	608,368	654,432	188,471	27,043	589,333	350,115	274,914
Maize	858,096	457,786	444,108	1,291,759	165,349	351,420	104,512	89,691
Sorghum	542,046	105,649	55,663	368,120	67,614	51,683	9,009	7,187
Finger millet	83,578	21,100	10,284	27,995	4,190	56,154	14,960	9,171
Oats / 'Aja'	34,795	12,683	3,869	21,430	1,267	51,868	11,009	3,429
Rice	106	15	11	-	-	*	*	*
Pulses	487,975	103,111	55,423	582,970	50,574	191,770	38,788	29,349
Horse / Faba beans	170,873	47,846	14,908	303,241	28,559	103,295	16,100	11,091
Field Peas	92,858	18,961	12,171	59,463	5,150	44,451	11,161	9,004
Haricot beans	85,170	23,484	21,455	219,601	11,086	43,750	8,053	6,807
Chick peas	59,060	4,886	2,572	26,074	2,905	5,519	889	*
Lentils	28,584	4,570	3,173	17,077	715	24,427	1,965	1,122
Vetch / Grass peas	44,582	761	*	14,434	586	*	*	*
Soya beans	2,510	*	*	*	*	*	*	*
Fenugreek	4,339	1,913	481	69,439	1,342	3,566	*	*
Gibto	-	-	-	-	-	-	-	-
Oilseeds	396,913	39,345	18,117	154,579	14,739	69,034	14,388	7,034
Neug	144,965	6,037	596	16,346	3,939	3,828	997	173
Linseed	157,345	10,602	4,293	42,078	2,253	33,185	7,789	2,859
Groundnuts	27,588	7,508	*	27,893	4,202	7,278	*	*
Safflower	*	*	*	5,581	*	*	*	*
Sesame	57,745	9,226	3,675	17,917	2,481	4,812	1,095	438
Rapeseed	7,435	4,886	4,408	59,395	1,788	20,743	2,680	1,744
Vegetables	51,858	33,123	25,526	1,103,019	14,549	63,286	10,261	10,969
Lettuce	*	*	*	8,332	*	-	-	-
Head cabbage	990	589	375	58,866	339	4,157	43	53
Ethiopian cabbage	8,493	5,958	*	708,223	5,701	4,835	*	152
Tomatoes	*	*	*	21,946	*	*	*	*
Green peppers	4,386	2,690	921	316,403	2,144	4,612	155	79
Red peppers	34,086	20,818	17,547	196,576	5,982	44,614	9,139	10,011
Swiss chard	31	30	*	13,506	25	*	*	*
Root crops	66,174	39,969	37,134	921,459	18,936	127,669	13,306	17,360
Beetroot	1,193	810	*	83,142	402	5,578	63	72
Carrot	512	356	466	28,574	50	*	*	*
Onion	9,452	5,883	*	157,313	2,219	19,163	*	3,308
Potatoes	24,924	19,019	18,045	122,073	4,742	86,153	10,495	12,223
Garlic	5,193	2,744	384	445,145	2,560	12,564	119	169
Taro 'Godere'	6,730	4,055	*	162,243	3,815	*	*	*
Sweet potatoes	18,169	7,103	5,662	181,284	5,147	10,632	*	930
Other Temporary	28,066	4,500	1,127	365,718	3,253	*	*	*
Permanent crops	369,890	122,480		1,501,909	103,959			
Avocado	664	157		26,945	157			
Bananas	8,339	2,551		238,257	2,396			
Guava	457	155		30,426	141			
Lemons	97	30		10,913	30			
Mangoes	2,347	452		75,071	446			
Oranges	1,207	427		50,309	386			
Papayas	1,439	389		77,557	339			
Pineapples	*	*		2,358	*			
Chat	96,754	45,026		502,939	29,614			
Coffee	164,652	19,840		348,914	17,390			
Hops / 'Geshe'	4,770	2,519		241,092	2,470			
Enset	81,752	49,242		839,025	48,969			
Sugar cane	6,301	1,214		129,344	1,203			
Other permanent	1,085	472		64,968	413			

(Table 1.4 cont'd.)

Oromia Region

Crop type	UREA			UREA + DAP			INDIGENOUS SEED		
	Holder	Hectare	Quintal	Holder	Hectare	Quintal	Holder	Hectare	Quintal
All	197,230	63,626	69,988	1,186,485	827,786	1,297,202	4,781,017	4,991,513	4,358,258
Cereals	164,712	50,302	47,125	1,159,827	787,158	1,199,108	4,497,596	3,610,002	3,608,960
Teff	43,267	13,451	7,326	401,523	311,401	383,870	1,961,221	978,880	579,019
Barley	30,233	6,645	4,217	133,146	55,433	66,849	1,492,469	509,702	895,556
Wheat	44,175	11,737	10,310	472,116	219,474	369,208	1,781,143	771,674	1,581,124
Maize	77,316	12,905	18,187	599,288	175,019	336,229	2,987,789	691,733	332,573
Sorghum	32,370	5,518	7,041	96,810	23,507	41,436	1,827,599	540,164	142,995
Finger millet	-	-	-	6,300	1,950	1,114	392,303	82,984	27,667
Oats / 'Aja'	*	*	*	4,884	362	396	222,678	34,759	49,971
Rice	*	*	*	133	*	*	1,518	106	56
Pulses	29,352	2,982	4,274	85,900	10,767	21,800	2,229,990	482,690	586,514
Horse / Faba beans	*	*	*	17,443	2,704	3,445	1,121,259	170,201	263,367
Field Peas	*	*	*	10,447	1,809	2,582	480,755	92,058	114,790
Haricot beans	15,250	*	*	42,092	3,173	12,072	847,654	83,855	69,475
Chick peas	*	*	*	3,420	815	1,238	223,445	57,950	60,694
Lentils	*	*	*	16,681	1,775	1,994	233,024	27,419	24,662
Vetch / Grass peas	*	*	*	*	*	*	205,417	44,569	48,762
Soya beans	256	18	6	903	101	91	15,663	*	*
Fenugreek	*	*	*	5,299	333	361	162,660	4,334	1,890
Gibto	-	-	-	-	-	-	-	-	-
Oilseeds	9,444	2,494	1,415	34,763	7,724	9,667	1,308,596	395,605	162,784
Neug	*	*	*	1,987	1,086	412	416,644	144,903	23,732
Linseed	*	*	*	7,784	535	1,397	583,378	156,950	106,535
Groundnuts	*	*	*	*	*	*	150,804	27,573	22,133
Safflower	*	*	*	*	*	*	23,536	*	*
Sesame	4,714	1,749	723	9,451	3,901	2,514	208,523	57,569	6,975
Rapeseed	244	1	8	7,255	416	2,656	132,041	7,268	3,107
Vegetables	18,432	1,703	2,105	29,993	*	12,452	1,769,771	51,524	-
Lettuce	*	*	*	*	*	*	14,799	*	-
Head cabbage	*	*	*	*	*	*	91,266	859	-
Ethiopian cabbage	1,316	*	*	2,257	*	*	952,989	8,374	-
Tomatoes	*	*	*	*	*	*	50,034	*	-
Green peppers	*	*	*	4,784	184	575	493,363	4,355	-
Red peppers	8,194	*	*	14,585	*	*	515,331	34,064	-
Swiss chard	*	*	*	-	-	-	15,183	28	-
Root crops	33,418	2,164	4,072	65,548	5,563	15,702	1,718,012	65,244	-
Beetroot	*	*	*	3,322	*	*	137,476	1,030	-
Carrot	*	*	*	3,267	*	*	54,788	487	-
Onion	8,028	*	*	12,693	1,187	*	318,532	9,195	-
Potatoes	17,493	948	922	24,529	2,833	4,900	334,119	24,879	-
Garlic	*	2	6	7,027	63	208	659,349	5,166	-
Taro 'Godere'	*	*	-	-	-	-	257,862	6,685	-
Sweet potatoes	7,370	222	799	23,964	1,100	3,934	483,475	17,802	-
Other Temporary	*	*	*	4,523	86	292	627,792	*	-
Permanent crops							2,614,685	358,483	
Avocado							70,332	591	
Bananas							564,308	8,127	
Guava							98,706	449	
Lemons							33,854	95	
Mangoes							230,910	2,217	
Oranges							138,253	1,191	
Papayas							172,343	1,215	
Pineapples							4,540	*	
Chat							1,133,728	95,619	
Coffee							1,057,132	157,627	
Hops / 'Gesho'							419,597	4,580	
Enset							1,158,346	79,495	
Sugar cane							262,160	6,207	
Other permanent							143,119	1,045	

(Table 1.4 Cont'd.)

Oromia Region

Crop type	IMPROVED SEED			PESTICIDE		IRRIGATION		EXTENSION PACKAGE	
	Holder	Hectare	Quintal	Holder	Hectare	Holder	Hectare	Holder	Hectare
All	765,162	235,787	148,985	1,676,871	1,202,138	285,617	48,288	1,426,990	828,841
Cereals	677,838	223,067	143,362	1,568,068	1,155,046	111,562	20,330	1,402,221	801,251
Teff	15,146	6,304	3,665	889,444	467,367	9,852	1,092	308,572	159,635
Barley	13,808	4,489	8,592	375,534	139,043	9,613	569	237,778	105,716
Wheat	102,779	44,722	87,856	913,785	488,493	9,943	1,310	506,461	296,283
Maize	561,020	165,850	41,520	89,422	23,867	77,394	11,078	741,957	215,484
Sorghum	4,002	1,092	*	53,756	15,850	44,371	6,225	72,262	13,629
Finger millet	*	*	*	41,724	12,411	*	*	19,299	5,048
Oats / 'Aja'	719	23	14	45,003	7,989	1,651	*	22,710	5,457
Rice	-	-	-	370	25	-	-	-	-
Pulses	19,717	4,025	5,439	63,683	14,618	16,733	1,016	76,281	9,328
Horse / Faba beans	4,000	*	*	17,183	2,221	*	*	15,947	2,296
Field Peas	2,501	296	267	26,405	6,489	*	*	4,880	*
Haricot beans	5,310	862	1,339	5,344	306	7,724	230	41,518	3,299
Chick peas	3,001	1,017	1,770	3,040	1,216	*	*	10,615	1,465
Lentils	4,924	1,165	1,263	17,249	3,630	*	*	8,199	1,205
Vetch / Grass peas	*	*	*	*	*	*	*	564	*
Soya beans	2,501	206	125	*	*	-	-	*	*
Fenugreek	-	-	-	*	*	4,354	*	*	*
Gibto	-	-	-	-	-	-	-	-	-
Oilseeds	4,252	567	*	39,094	7,361	8,367	295	29,646	3,272
Neug	260	36	-	1,450	427	*	*	1,159	235
Linseed	1,901	371	*	34,482	6,428	*	53	16,265	1,764
Groundnuts	*	*	*	*	*	3,936	137	2,935	*
Safflower	-	-	-	*	*	-	-	-	-
Sesame	*	*	*	*	*	*	*	2,018	428
Rapeseed	*	*	*	*	*	-	-	7,942	738
Vegetables	15,132	*	-	24,300	1,737	59,204	*	25,601	3,868
Lettuce	*	*	-	-	-	*	*	-	-
Head cabbage	10,550	*	-	*	*	13,754	352	2,072	8
Ethiopian cabbage	*	*	-	6,058	62	8,432	*	*	*
Tomatoes	*	*	-	*	*	14,989	*	*	*
Green peppers	*	*	-	3,398	*	31,351	529	4,072	*
Red peppers	1,572	*	-	3,361	*	4,062	37	17,543	3,633
Swiss chard	*	*	-	-	-	*	*	-	-
Root crops	16,080	*	-	45,041	5,918	95,396	6,133	47,512	2,243
Beetroot	7,574	*	-	*	*	14,260	429	3,007	21
Carrot	3,477	*	-	-	-	6,670	166	3,552	*
Onion	4,253	*	-	9,469	615	32,560	*	6,612	236
Potatoes	*	*	-	27,619	5,179	21,529	1,426	19,265	1,144
Garlic	1,795	*	-	5,405	*	18,085	185	*	*
Taro 'Godere'	-	-	-	*	*	*	*	*	*
Sweet potatoes	*	*	-	2,151	*	24,280	749	17,396	681
Other Temporary	*	*	-	*	*	9,735	*	*	*
Permanent crops				54,881	7,107	174,794	16,423	102,563	8,349
Avocado				-	-	2,656	*	*	*
Bananas				1,976	*	37,950	885	*	*
Guava				-	-	9,798	49	-	-
Lemons				*	*	4,311	9	-	-
Mangoes				*	*	12,765	*	*	*
Oranges				-	-	*	*	*	*
Papayas				-	-	16,811	*	*	*
Pineapples				-	-	-	-	-	-
Chat				38,282	6,156	95,821	8,871	72,894	5,790
Coffee	61,178	6,646	-	5,309	564	60,163	3,121	23,216	2,003
Hops / 'Gescho'				4,707	*	20,540	219	1,015	*
Enset				4,642	255	3,732	*	*	*
Sugar cane				*	*	31,507	2,474	*	*
Other permanent				*	*	13,793	41	3,804	*

Table1.4.1 Number of Holders, Inputs Applied Area and Quantity of Inputs used

West Welega

Crop type	All Crop Area	All Fertilizers		Natural		DAP		
		Hectare	Quintal	Holder	Hectare	Holder	Hectare	Quintal
All	414,830	110,122	70,559	218,071	60,682	40,929	15,690	9,231
Cereals	280,001	94,611	69,149	172,569	46,200	40,752	15,527	9,156
Teff	40,854	16,340	6,444	24,387	5,337	23,450	9,511	5,393
Barley	4,845	771	-	22,772	771	-	-	-
Wheat	12,204	1,800	643	12,821	1,058	3,495	219	152
Maize	111,729	58,539	59,015	155,205	27,993	6,147	1,359	1,526
Sorghum	68,617	8,393	102	42,028	8,292	198	*	*
Finger millet	41,710	8,758	2,945	14,328	2,739	13,288	4,417	2,067
Oats / 'Aja'	42	11	-	428	11	-	-	-
Rice	*	-	-	-	-	-	-	-
Pulses	27,101	5,508	62	74,461	5,398	872	53	22
Horse / Faba beans	9,770	1,524	39	26,104	1,443	403	31	3
Field Peas	3,635	278	9	8,149	262	403	16	9
Haricot beans	10,346	2,236	*	48,768	2,225	*	*	*
Chick peas	2,839	1,296	*	12,109	1,296	*	*	*
Lentils	87	4	-	487	4	-	-	-
Vetch / Grass peas	181	114	-	6,692	114	-	-	-
Soya beans	43	3	-	399	3	-	-	-
Fenugreek	201	51	-	5,051	51	-	-	-
Gibto	-	-	-	-	-	-	-	-
Oilseeds	37,965	4,285	1,191	22,269	3,520	244	103	33
Neug	23,505	1,443	-	6,900	1,443	-	-	-
Linseed	345	14	*	3,483	12	-	-	-
Groundnuts	147	26	5	1,350	20	-	-	-
Safflower	133	*	*	394	*	*	*	*
Sesame	13,067	2,508	239	9,604	1,857	208	103	32
Rapeseed	768	293	942	5,818	189	-	-	-
Vegetables	2,840	1,321	132	79,764	1,182	330	6	19
Lettuce	2	*	-	342	*	-	-	-
Head cabbage	31	10	-	3,325	10	-	-	-
Ethiopian cabbage	127	56	54	10,027	45	294	6	18
Tomatoes	3	*	-	*	*	-	-	-
Green peppers	365	268	*	25,032	267	-	-	-
Red peppers	2,310	987	79	48,871	858	*	*	*
Swiss chard	-	-	-	342	-	-	-	-
Root crops	3,494	777	24	55,903	760	*	*	*
Beetroot	17	10	*	3,101	10	-	-	-
Carrot	19	5	*	2,491	5	-	-	-
Onion	9	*	-	885	*	-	-	-
Potatoes	296	3	*	502	3	-	-	-
Garlic	92	32	-	12,726	32	-	-	-
Taro 'Godere'	184	64	-	11,088	64	-	-	-
Sweet potatoes	2,877	662	23	32,537	646	*	*	*
Other Temporary	2,102	944	-	44,327	944	-	-	-
Permanent crops	61,328	2,678	-	91,518	2,678	-	-	-
Avocado	181	33	-	5,242	33	-	-	-
Bananas	2,110	594	-	54,505	594	-	-	-
Guava	12	-	-	-	-	-	-	-
Lemons	6	-	-	-	-	-	-	-
Mangoes	704	64	-	8,688	64	-	-	-
Oranges	305	55	-	10,591	55	-	-	-
Papayas	66	6	-	3,859	6	-	-	-
Pineapples	-	-	-	-	-	-	-	-
Chat	2,039	148	-	9,167	148	-	-	-
Coffee	54,787	1,463	-	29,567	1,463	-	-	-
Hops / 'Geshe'	316	93	-	14,971	93	-	-	-
Enset	425	193	-	20,014	193	-	-	-
Sugar cane	318	26	-	1,483	26	-	-	-
Other permanent	59	3	-	1,170	3	-	-	-

(Table 1.4.1cont'd.)

West Welega

Crop type	UREA			UREA + DAP			INDIGENOUS SEED		
	Holder	Hectare	Quintal	Holder	Hectare	Quintal	Holder	Hectare	Quintal
All	5,662	1,068	539	134,688	32,683	60,789	399,723	385,426	136,956
Cereals	3,500	596	355	134,668	32,287	59,638	389,663	251,315	110,470
Teff	1,149	267	191	5,268	1,225	860	144,503	40,693	21,175
Barley	-	-	-	-	-	-	79,595	4,845	7,537
Wheat	466	21	25	4,430	503	465	86,924	12,204	18,125
Maize	1,872	291	122	128,970	28,895	57,367	348,282	83,492	28,006
Sorghum	156	*	*	632	61	68	285,559	68,332	20,163
Finger millet	-	-	-	3,831	1,603	878	191,185	41,709	15,401
Oats / 'Aja'	-	-	-	-	-	-	2,859	42	64
Rice	-	-	-	-	-	-	*	*	*
Pulses	407	30	28	446	27	12	221,770	27,073	20,366
Horse / Faba beans	342	25	27	401	25	9	97,673	9,764	8,943
Field Peas	-	-	-	-	-	-	47,995	3,631	2,414
Haricot beans	*	*	*	*	*	*	163,657	10,327	6,983
Chick peas	-	-	-	-	-	-	25,085	2,839	1,766
Lentils	-	-	-	-	-	-	1,856	87	18
Vetch / Grass peas	-	-	-	-	-	-	9,788	181	115
Soya beans	-	-	-	-	-	-	1,635	43	36
Fenugreek	-	-	-	-	-	-	15,020	201	91
Gibto	-	-	-	-	-	-	-	-	-
Oilseeds	629	317	81	3,426	344	1,077	162,456	37,865	6,120
Neug	-	-	-	-	-	-	97,491	23,502	4,357
Linseed	*	*	*	*	*	*	16,453	345	93
Groundnuts	167	*	*	*	*	*	6,645	147	74
Safflower	-	-	-	-	-	-	1,906	35	5
Sesame	548	310	77	487	238	129	59,477	13,067	1,543
Rapeseed	-	-	-	2,892	104	942	17,675	768	47
Vegetables	1,364	124	74	894	9	40	157,351	2,833	-
Lettuce	-	-	-	-	-	-	683	2	-
Head cabbage	-	-	-	-	-	-	8,641	31	-
Ethiopian cabbage	-	-	-	294	4	35	25,017	124	-
Tomatoes	-	-	-	-	-	-	958	3	-
Green peppers	-	-	-	*	*	*	34,736	363	-
Red peppers	1,364	124	74	570	5	5	107,618	2,309	-
Swiss chard	-	-	-	-	-	-	342	-	-
Root crops	*	*	*	557	15	22	160,619	3,459	-
Beetroot	-	-	-	*	*	*	6,360	17	-
Carrot	-	-	-	*	*	*	7,864	19	-
Onion	-	-	-	-	-	-	1,641	9	-
Potatoes	-	-	-	*	*	*	8,772	296	-
Garlic	-	-	-	-	-	-	30,677	85	-
Taro 'Godere'	-	-	-	-	-	-	25,321	175	-
Sweet potatoes	*	*	*	518	15	20	113,296	2,859	-
Other Temporary	-	-	-	-	-	-	91,113	2,086	-
Permanent crops							313,753	60,796	
Avocado							17,838	179	
Bananas							144,675	2,082	
Guava							2,122	12	
Lemons							1,027	6	
Mangoes							56,438	656	
Oranges							24,514	304	
Papayas							12,185	66	
Pineapples							-	-	
Chat							58,592	2,018	
Coffee							259,735	54,390	
Hops / 'Geshe'							39,320	290	
Enset							45,600	417	
Sugar cane							9,976	318	
Other permanent							4,684	59	

(Table 1.4.1 Cont'd.)

West Welega

Crop type	IMPROVED SEED			PESTICIDE		IRRIGATION		EXTENSION PACKAGE	
	Holder	Hectare	Quintal	Holder	Hectare	Holder	Hectare	Holder	Hectare
All	130,425	28,888	6,280	71,977	21,183	16,394	2,259	136,845	31,511
Cereals	128,472	28,526	6,280	68,874	20,930	7,095	1,517	135,078	31,241
Teff	827	162	54	26,402	7,146	-	-	3,154	942
Barley	-	-	-	5,112	461	-	-	-	-
Wheat	-	-	-	20,429	3,538	-	-	375	41
Maize	127,635	28,201	6,226	18,929	4,366	6,324	1,228	123,883	27,286
Sorghum	394	163	-	7,058	1,205	1,508	288	762	170
Finger millet	*	*	*	22,185	4,213	*	*	8,662	2,803
Oats / 'Aja'	-	-	-	-	-	-	-	-	-
Rice	-	-	-	-	-	-	-	-	-
Pulses	-	-	-	1,581	151	*	*	828	61
Horse / Faba beans	-	-	-	421	51	-	-	742	50
Field Peas	-	-	-	-	-	-	-	-	-
Haricot beans	-	-	-	1,160	100	*	*	*	*
Chick peas	-	-	-	-	-	-	-	*	*
Lentils	-	-	-	-	-	-	-	-	-
Vetch / Grass peas	-	-	-	-	-	-	-	342	6
Soya beans	-	-	-	-	-	-	-	-	-
Fenugreek	-	-	-	-	-	-	-	-	-
Gibto	-	-	-	-	-	-	-	-	-
Oilseeds	-	-	-	385	*	-	-	3,315	123
Neug	-	-	-	-	-	-	-	390	8
Linseed	-	-	-	375	1	-	-	*	*
Groundnuts	-	-	-	-	-	-	-	-	-
Safflower	-	-	-	-	-	-	-	-	-
Sesame	-	-	-	*	*	-	-	*	*
Rapeseed	-	-	-	-	-	-	-	2,892	104
Vegetables	*	*	-	702	6	438	2	482	5
Lettuce	-	-	-	-	-	-	-	-	-
Head cabbage	-	-	-	-	-	-	-	-	-
Ethiopian cabbage	-	-	-	-	-	-	-	-	-
Tomatoes	-	-	-	-	-	-	-	-	-
Green peppers	-	-	-	702	6	-	-	342	3
Red peppers	*	*	-	-	-	438	2	*	*
Swiss chard	-	-	-	-	-	-	-	-	-
Root crops	-	-	-	830	5	1,369	79	536	58
Beetroot	-	-	-	-	-	-	-	-	-
Carrot	-	-	-	-	-	-	-	-	-
Onion	-	-	-	-	-	-	-	-	-
Potatoes	-	-	-	-	-	1,278	77	502	58
Garlic	-	-	-	-	-	-	-	-	-
Taro 'Godere'	-	-	-	-	-	-	-	-	-
Sweet potatoes	-	-	-	830	5	*	*	*	*
Other Temporary	-	-	-	-	-	*	*	*	*
Permanent crops	-	-	-	1,483	88	10,855	661	1,098	23
Avocado	-	-	-	-	-	730	23	-	-
Bananas	-	-	-	358	1	1,146	14	-	-
Guava	-	-	-	-	-	730	9	-	-
Lemons	-	-	-	-	-	-	-	-	-
Mangoes	-	-	-	-	-	2,921	75	-	-
Oranges	-	-	-	-	-	-	-	-	-
Papayas	-	-	-	-	-	730	20	-	-
Pineapples	-	-	-	-	-	-	-	-	-
Chat	-	-	-	-	-	4,149	303	*	*
Coffee	4,320	359	-	1,125	86	798	24	735	15
Hops / 'Gescho'	-	-	-	394	1	-	-	394	3
Enset	-	-	-	-	-	-	-	-	-
Sugar cane	-	-	-	-	-	3,688	190	-	-
Other permanent	-	-	-	-	-	730	2	-	-

Table1.4.2 Number of Holders, Inputs Applied Area and Quantity of Inputs used

East Welega

Crop type	All Crop Area	All Fertilizers		Natural		DAP		
		Hectare	Quintal	Holder	Hectare	Holder	Hectare	Quintal
All	452,937	208,150	226,608	179,513	38,398	111,798	85,658	65,410
Cereals	322,749	192,088	220,612	130,404	28,241	108,829	83,423	63,863
Teff	101,731	76,552	53,714	11,628	3,582	95,648	62,181	44,052
Barley	16,683	5,026	1,483	28,063	3,395	2,955	672	595
Wheat	38,473	25,159	36,311	14,582	2,206	16,229	3,890	4,176
Maize	109,483	74,130	122,398	113,003	17,035	24,018	7,918	8,964
Sorghum	34,323	1,735	566	10,735	1,368	732	85	53
Finger millet	21,802	9,407	6,136	2,411	580	24,480	8,676	6,023
Oats / 'Aja'	202	80	5	2,756	76	-	-	-
Rice	52	-	-	-	-	-	-	-
Pulses	21,328	6,827	1,368	55,201	5,519	6,182	1,050	858
Horse / Faba beans	13,561	4,635	798	43,084	3,956	3,562	522	421
Field Peas	5,401	1,457	542	7,825	839	2,382	519	422
Haricot beans	1,369	608	*	3,728	604	314	2	10
Chick peas	183	16	-	330	16	-	-	-
Lentils	45	-	-	-	-	-	-	-
Vetch / Grass peas	*	-	-	-	-	-	-	-
Soya beans	585	-	-	-	-	-	-	-
Fenugreek	184	112	5	11,559	104	234	8	5
Gibto	-	-	-	-	-	-	-	-
Oilseeds	99,431	5,935	3,697	12,119	1,689	3,303	1,072	455
Neug	68,760	3,140	533	3,181	1,148	2,041	923	140
Linseed	643	95	20	1,945	86	327	8	20
Groundnuts	2,470	13	*	*	*	*	*	*
Safflower	325	26	198	-	-	-	-	-
Sesame	26,499	2,140	1,391	314	150	182	90	75
Rapeseed	735	521	1,483	7,555	303	701	47	218
Vegetables	2,094	1,137	234	62,225	859	1,355	99	65
Lettuce	*	*	*	*	*	-	-	-
Head cabbage	13	7	*	2,236	7	-	-	-
Ethiopian cabbage	56	39	-	4,673	39	-	-	-
Tomatoes	*	*	-	244	*	-	-	-
Green peppers	326	228	20	35,942	228	-	-	-
Red peppers	1,699	863	213	22,788	585	1,355	99	65
Swiss chard	*	*	*	-	-	-	-	-
Root crops	1,292	726	193	78,755	705	976	6	46
Beetroot	45	21	12	10,224	20	321	1	11
Carrot	17	11	12	5,393	9	302	2	11
Onion	97	45	10	12,622	44	294	1	10
Potatoes	539	335	-	7,939	335	-	-	-
Garlic	389	261	43	64,013	257	604	1	11
Taro 'Godere'	8	2	-	934	2	-	-	-
Sweet potatoes	196	52	115	3,069	39	*	*	*
Other Temporary	688	433	164	40,246	410	-	-	-
Permanent crops	5,354	1,003	-	53,072	974	-	-	-
Avocado	*	-	-	-	-	-	-	-
Bananas	301	103	-	11,992	93	-	-	-
Guava	-	-	-	-	-	-	-	-
Lemons	6	1	-	538	1	-	-	-
Mangoes	478	34	-	4,842	34	-	-	-
Oranges	11	3	-	654	3	-	-	-
Papayas	15	2	-	778	2	-	-	-
Pineapples	-	-	-	-	-	-	-	-
Chat	1,429	161	-	8,513	161	-	-	-
Coffee	2,018	86	-	6,147	74	-	-	-
Hops / 'Gescho'	909	539	-	37,315	533	-	-	-
Enset	6	6	-	1,981	6	-	-	-
Sugar cane	151	59	-	1,488	59	-	-	-
Other permanent	31	9	-	2,450	9	-	-	-

(Table 1.4.2 cont'd.)

East Welega

Crop type	UREA			UREA + DAP			INDIGENOUS SEED		
	Holder	Hectare	Quintal	Holder	Hectare	Quintal	Holder	Hectare	Quintal
All	7,235	2,306	1,699	127,004	81,789	159,499	306,957	416,865	264,071
Cereals	3,411	1,253	1,203	126,879	79,171	155,546	300,030	286,802	222,580
Teff	290	86	29	18,547	10,703	9,633	166,367	101,485	73,950
Barley	318	36	13	4,832	923	874	66,996	16,675	34,589
Wheat	944	260	251	55,143	18,803	31,884	109,704	37,724	78,504
Maize	2,068	828	885	101,358	48,348	112,549	255,019	74,559	22,698
Sorghum	129	*	*	906	238	488	110,544	34,304	6,185
Finger millet	-	-	-	664	152	112	66,612	21,802	6,406
Oats / 'Aja'	-	-	-	359	4	5	5,287	202	237
Rice	-	-	-	-	-	-	718	52	11
Pulses	-	-	-	1,725	258	510	127,502	21,323	25,245
Horse / Faba beans	-	-	-	1,159	157	377	99,529	13,556	16,830
Field Peas	-	-	-	858	98	120	31,824	5,401	6,796
Haricot beans	-	-	-	*	*	*	14,334	1,369	643
Chick peas	-	-	-	-	-	-	2,619	183	70
Lentils	-	-	-	-	-	-	1,196	45	24
Vetch / Grass peas	-	-	-	-	-	-	*	*	*
Soya beans	-	-	-	-	-	-	1,004	585	759
Fenugreek	-	-	-	-	-	-	15,566	184	123
Gibto	-	-	-	-	-	-	-	-	-
Oilseeds	1,774	956	389	5,057	2,218	2,853	195,507	99,395	16,246
Neug	-	-	-	1,372	1,069	393	140,211	68,760	10,646
Linseed	*	*	*	-	-	-	7,928	643	293
Groundnuts	*	*	*	173	7	*	15,899	2,470	2,193
Safflower	-	-	-	395	26	198	4,110	303	14
Sesame	1,424	952	379	2,116	947	938	59,434	26,492	2,983
Rapeseed	244	1	8	1,940	169	1,257	13,836	727	116
Vegetables	2,488	86	54	1,202	93	116	112,753	2,086	-
Lettuce	*	*	*	-	-	-	*	*	-
Head cabbage	*	*	*	*	*	*	3,990	13	-
Ethiopian cabbage	-	-	-	-	-	-	5,546	55	-
Tomatoes	-	-	-	-	-	-	278	*	-
Green peppers	-	-	-	246	*	20	45,965	320	-
Red peppers	2,488	86	53	931	92	96	62,991	1,698	-
Swiss chard	*	*	*	-	-	-	*	*	-
Root crops	722	10	46	717	5	*	117,198	1,272	-
Beetroot	-	-	-	*	*	*	16,891	45	-
Carrot	*	*	*	*	*	*	8,253	17	-
Onion	-	-	-	*	*	*	18,826	88	-
Potatoes	-	-	-	-	-	-	13,194	539	-
Garlic	319	1	3	547	1	29	87,981	387	-
Taro 'Godere'	-	-	-	-	-	-	1,909	8	-
Sweet potatoes	369	8	42	*	*	*	12,166	189	-
Other Temporary	416	1	7	353	22	157	51,678	675	-
Permanent crops							126,885	5,311	
Avocado							*	*	
Bananas							32,245	297	
Guava							-	-	
Lemons							3,130	6	
Mangoes							24,037	477	
Oranges							1,006	11	
Papayas							5,129	15	
Pineapples							-	-	
Chat							28,409	1,423	
Coffee							29,563	2,006	
Hops / 'Geshe'							68,783	888	
Enset							2,341	6	
Sugar cane							3,525	151	
Other permanent							5,194	31	

(Table 1.4.2 Cont'd.)

East Welega

Crop type	IMPROVED SEED			PESTICIDE		IRRIGATION		EXTENSION PACKAGE	
	Holder	Hectare	Quintal	Holder	Hectare	Holder	Hectare	Holder	Hectare
All	82,746	35,957	9,804	54,512	32,722	4,513	772	110,741	66,663
Cereals	80,855	35,932	9,802	53,915	32,691	2,103	616	110,395	65,360
Teff	294	247	37	34,313	16,608	-	-	23,128	14,694
Barley	318	8	-	2,744	1,129	-	-	903	164
Wheat	2,422	750	1,486	29,357	10,549	-	-	26,774	7,988
Maize	78,401	34,920	8,278	1,792	466	2,103	616	92,707	41,225
Sorghum	*	*	*	-	-	-	-	260	48
Finger millet	-	-	-	7,808	3,914	-	-	3,711	1,240
Oats / 'Aja'	-	-	-	307	25	-	-	-	-
Rice	-	-	-	-	-	-	-	-	-
Pulses	-	-	-	313	9	307	1	2,736	654
Horse / Faba beans	-	-	-	-	-	-	-	2,386	538
Field Peas	-	-	-	313	9	-	-	350	116
Haricot beans	-	-	-	-	-	-	-	-	-
Chick peas	-	-	-	-	-	-	-	-	-
Lentils	-	-	-	-	-	-	-	-	-
Vetch / Grass peas	-	-	-	-	-	-	-	-	-
Soya beans	-	-	-	-	-	-	-	-	-
Fenugreek	-	-	-	-	-	307	1	-	-
Gibto	-	-	-	-	-	-	-	-	-
Oilseeds	*	*	*	*	*	*	*	2,737	634
Neug	-	-	-	-	-	-	-	254	225
Linseed	-	-	-	-	-	-	-	*	*
Groundnuts	-	-	-	*	*	-	-	*	*
Safflower	-	-	-	-	-	-	-	-	-
Sesame	*	*	*	*	*	*	*	519	200
Rapeseed	-	-	-	-	-	-	-	1,863	205
Vegetables	*	*	-	313	1	936	12	*	*
Lettuce	-	-	-	-	-	-	-	-	-
Head cabbage	*	*	-	313	*	-	-	*	*
Ethiopian cabbage	-	-	-	-	-	-	-	-	-
Tomatoes	-	-	-	-	-	-	-	-	-
Green peppers	-	-	-	313	1	936	12	-	-
Red peppers	-	-	-	-	-	-	-	*	*
Swiss chard	-	-	-	-	-	-	-	-	-
Root crops	1,936	11	-	310	1	626	48	327	*
Beetroot	333	1	-	-	-	-	-	269	*
Carrot	*	*	-	-	-	-	-	-	-
Onion	945	10	-	-	-	-	-	-	-
Potatoes	-	-	-	-	-	614	47	-	-
Garlic	955	1	-	310	1	307	1	-	-
Taro 'Godere'	-	-	-	-	-	-	-	-	-
Sweet potatoes	-	-	-	-	-	*	*	*	*
Other Temporary	-	-	-	603	4	310	*	-	-
Permanent crops				589	9	2,395	90	350	10
Avocado				-	-	-	-	-	-
Bananas				-	-	1,177	10	350	10
Guava				-	-	-	-	-	-
Lemons				-	-	-	-	-	-
Mangoes				-	-	-	-	-	-
Oranges				-	-	-	-	-	-
Papayas				-	-	-	-	-	-
Pineapples				-	-	-	-	-	-
Chat				-	-	310	5	-	-
Coffee	580	7	-	301	4	289	1	-	-
Hops / 'Geshe'				589	5	-	-	-	-
Enset				-	-	-	-	-	-
Sugar cane				-	-	1,517	69	-	-
Other permanent				-	-	301	4	-	-

Table1.4.3 Number of Holders, Inputs Applied Area and Quantity of Inputs used

Illubabor

Crop type	All Crop Area	All Fertilizers		Natural		DAP		
		Hectare	Quintal	Holder	Hectare	Holder	Hectare	Quintal
All	267,626	62,100	36,006	119,919	24,155	40,219	20,454	11,723
Cereals	199,591	51,330	33,207	74,453	17,593	38,581	19,617	11,304
Teff	65,253	16,651	7,856	6,299	2,049	23,699	13,050	7,113
Barley	5,512	714	140	5,409	534	1,846	181	139
Wheat	11,452	4,612	2,016	8,340	952	8,761	3,591	1,856
Maize	70,124	25,087	21,679	65,218	11,928	10,648	2,305	1,900
Sorghum	38,792	4,077	1,421	10,386	1,991	2,183	471	225
Finger millet	8,380	156	*	905	141	-	-	-
Oats / 'Aja'	24	16	67	-	-	832	16	67
Rice	54	15	11	-	-	*	*	*
Pulses	18,779	2,857	335	31,925	2,674	544	17	19
Horse / Faba beans	6,275	594	-	11,976	594	-	-	-
Field Peas	5,175	128	-	2,423	128	-	-	-
Haricot beans	4,054	920	156	18,213	866	296	10	12
Chick peas	2,316	1,027	-	2,315	1,027	-	-	-
Lentils	49	-	-	-	-	-	-	-
Vetch / Grass peas	72	-	-	-	-	-	-	-
Soya beans	548	127	104	-	-	248	*	7
Fenugreek	290	61	76	3,155	59	-	-	-
Gibto	-	-	-	-	-	-	-	-
Oilseeds	17,578	3,921	1,851	2,386	76	2,018	749	208
Neug	6,065	32	*	272	28	*	*	*
Linseed	707	22	*	813	19	-	-	-
Groundnuts	274	48	98	104	*	546	11	12
Safflower	*	1	-	530	1	-	-	-
Sesame	10,465	3,790	1,745	-	-	1,662	736	196
Rapeseed	64	27	-	1,201	27	-	-	-
Vegetables	2,974	1,010	100	57,445	938	886	38	36
Lettuce	*	-	-	-	-	-	-	-
Head cabbage	29	13	*	6,080	13	*	*	*
Ethiopian cabbage	251	86	*	24,559	86	301	*	1
Tomatoes	4	*	*	268	*	*	*	*
Green peppers	309	126	16	24,000	118	219	3	5
Red peppers	2,381	784	77	26,159	721	343	34	29
Swiss chard	-	-	-	-	-	-	-	-
Root crops	1,614	571	333	36,632	479	1,607	27	63
Beetroot	37	13	2	7,093	13	356	*	1
Carrot	16	3	*	2,344	3	*	*	*
Onion	286	175	*	11,283	175	*	*	*
Potatoes	30	3	-	1,271	3	-	-	-
Garlic	113	80	*	13,753	79	348	1	*
Taro 'Godere'	247	78	-	11,573	78	-	-	-
Sweet potatoes	885	219	327	8,308	128	1,225	25	57
Other Temporary	336	72	7	13,782	71	*	*	*
Permanent crops	26,754	2,339		63,598	2,324			
Avocado	33	11		2,319	11			
Bananas	539	145		13,353	142			
Guava	7	1		301	1			
Lemons	18	5		1,156	5			
Mangoes	113	38		7,384	37			
Oranges	82	27		3,292	27			
Papayas	88	24		7,875	24			
Pineapples	*	*		-	-			
Chat	2,357	374		19,272	368			
Coffee	20,879	1,050		14,468	1,050			
Hops / 'Gescho'	246	29		3,859	29			
Enset	2,122	543		36,411	538			
Sugar cane	254	86		10,445	86			
Other permanent	16	6		2,069	5			

(Table 1.4.3 cont'd.)

Illubabor

Crop type	UREA			UREA + DAP			INDIGENOUS SEED		
	Holder	Hectare	Quintal	Holder	Hectare	Quintal	Holder	Hectare	Quintal
All	7,110	2,026	2,038	45,165	15,465	22,245	256,614	253,973	98,064
Cereals	5,381	1,553	1,793	44,573	12,566	20,110	248,462	188,568	83,093
Teff	1,521	451	201	1,884	1,101	543	142,252	65,212	28,190
Barley	-	-	-	*	*	*	45,839	5,512	5,396
Wheat	-	-	-	640	69	160	55,277	11,452	14,846
Maize	3,324	973	1,528	42,649	9,882	18,252	201,501	59,205	23,036
Sorghum	644	129	65	5,750	1,487	1,131	154,171	38,732	9,062
Finger millet	-	-	-	89	*	*	45,644	8,377	2,326
Oats / 'Aja'	-	-	-	-	-	-	1,216	24	193
Rice	*	*	*	133	*	*	781	54	45
Pulses	414	33	15	1,840	133	301	137,076	18,536	12,248
Horse / Faba beans	-	-	-	-	-	-	60,190	6,274	6,013
Field Peas	-	-	-	-	-	-	29,051	5,175	3,311
Haricot beans	212	*	9	803	29	135	80,479	4,039	1,787
Chick peas	-	-	-	-	-	-	13,280	2,301	879
Lentils	-	-	-	-	-	-	753	49	11
Vetch / Grass peas	-	-	-	-	-	-	811	72	59
Soya beans	256	18	6	903	101	91	6,219	342	111
Fenugreek	-	-	-	302	2	76	13,149	285	77
Gibto	-	-	-	-	-	-	-	-	-
Oilseeds	1,658	421	144	6,651	2,675	1,498	68,299	17,542	2,722
Neug	-	-	-	*	*	*	28,685	6,029	1,264
Linseed	*	*	*	*	*	*	13,018	707	187
Groundnuts	398	6	4	1,348	31	82	8,635	274	178
Safflower	-	-	-	-	-	-	814	*	1
Sesame	1,322	414	140	6,366	2,640	1,409	30,666	10,465	1,089
Rapeseed	-	-	-	-	-	-	2,420	64	4
Vegetables	177	*	*	620	32	58	138,002	2,963	-
Lettuce	-	-	-	-	-	-	-	-	-
Head cabbage	-	-	-	-	-	-	12,750	27	-
Ethiopian cabbage	-	-	-	*	*	*	57,383	247	-
Tomatoes	-	-	-	*	*	*	1,231	4	-
Green peppers	*	*	*	195	4	10	49,041	308	-
Red peppers	112	*	*	381	28	42	68,216	2,377	-
Swiss chard	-	-	-	-	-	-	-	-	-
Root crops	435	9	9	2,874	57	261	100,656	1,570	-
Beetroot	*	*	*	*	*	*	18,725	37	-
Carrot	*	*	*	*	*	*	6,395	15	-
Onion	-	-	-	-	-	-	22,864	284	-
Potatoes	-	-	-	-	-	-	3,215	30	-
Garlic	*	*	*	-	-	-	29,080	113	-
Taro 'Godere'	-	-	-	-	-	-	30,155	220	-
Sweet potatoes	386	9	9	2,811	57	261	36,293	872	-
Other Temporary	-	-	-	143	1	6	40,887	332	-
Permanent crops							171,222	24,461	
Avocado							5,697	27	
Bananas							50,829	523	
Guava							2,366	7	
Lemons							2,295	18	
Mangoes							21,428	111	
Oranges							13,169	79	
Papayas							21,492	86	
Pineapples							*	*	
Chat							73,711	2,354	
Coffee							101,881	18,626	
Hops / 'Geshe'							19,491	246	
Enset							99,733	2,114	
Sugar cane							29,107	254	
Other permanent							3,848	14	

(Table 1.4.3 Cont'd.)

Illubabor

Crop type	IMPROVED SEED			PESTICIDE		IRRIGATION		EXTENSION PACKAGE	
	Holder	Hectare	Quintal	Holder	Hectare	Holder	Hectare	Holder	Hectare
All	60,345	13,456	2,891	74,585	37,761	2,613	71	72,308	26,832
Cereals	48,159	10,941	2,762	73,673	37,539	346	36	71,962	26,638
Teff	282	41	-	62,737	27,610	-	-	19,076	11,401
Barley	-	-	-	568	121	-	-	262	98
Wheat	-	-	-	13,010	1,922	-	-	5,436	1,899
Maize	47,526	10,841	2,760	1,642	352	*	*	55,825	13,006
Sorghum	662	55	*	9,414	5,326	331	36	2,254	231
Finger millet	*	*	*	5,631	2,184	-	-	*	*
Oats / 'Aja'	-	-	-	-	-	-	-	-	-
Rice	-	-	-	370	25	-	-	-	-
Pulses	2,901	209	129	897	20	-	-	1,045	103
Horse / Faba beans	370	2	4	262	18	-	-	-	-
Field Peas	-	-	-	-	-	-	-	-	-
Haricot beans	*	*	-	635	1	-	-	454	10
Chick peas	-	-	-	-	-	-	-	268	90
Lentils	-	-	-	-	-	-	-	-	-
Vetch / Grass peas	-	-	-	-	-	-	-	-	-
Soya beans	2,501	206	125	-	-	-	-	*	*
Fenugreek	-	-	-	-	-	-	-	302	2
Gibto	-	-	-	-	-	-	-	-	-
Oilseeds	260	36	-	570	194	-	-	439	46
Neug	260	36	-	302	133	-	-	-	-
Linseed	-	-	-	268	60	-	-	*	*
Groundnuts	-	-	-	-	-	-	-	195	5
Safflower	-	-	-	-	-	-	-	-	-
Sesame	-	-	-	-	-	-	-	194	*
Rapeseed	-	-	-	-	-	-	-	-	-
Vegetables	720	4	-	536	5	203	2	177	*
Lettuce	*	*	-	-	-	-	-	-	-
Head cabbage	379	1	-	-	-	-	-	*	*
Ethiopian cabbage	-	-	-	-	-	-	-	*	*
Tomatoes	-	-	-	-	-	203	2	*	*
Green peppers	-	-	-	268	*	*	*	*	*
Red peppers	308	3	-	267	5	-	-	*	*
Swiss chard	-	-	-	-	-	-	-	-	-
Root crops	436	4	-	*	*	1,254	9	1,998	32
Beetroot	*	*	-	-	-	-	-	*	*
Carrot	356	1	-	-	-	1,208	8	*	*
Onion	356	2	-	-	-	-	-	*	*
Potatoes	-	-	-	-	-	-	-	-	-
Garlic	-	-	-	-	-	317	*	-	-
Taro 'Godere'	-	-	-	-	-	-	-	-	-
Sweet potatoes	*	*	-	*	*	*	*	1,932	31
Other Temporary	-	-	-	-	-	-	-	*	*
Permanent crops				895	3	871	24	860	10
Avocado				-	-	-	-	-	-
Bananas				268	2	-	-	273	3
Guava				-	-	-	-	-	-
Lemons				-	-	-	-	-	-
Mangoes				593	1	-	-	-	-
Oranges				-	-	-	-	-	-
Papayas				-	-	345	*	-	-
Pineapples				-	-	-	-	-	-
Chat				-	-	526	23	*	*
Coffee	12,209	2,252	-	-	-	-	-	521	1
Hops / 'Geshe'				-	-	-	-	-	-
Enset				570	1	-	-	-	-
Sugar cane				-	-	-	-	-	-
Other permanent				-	-	301	1	-	-

Table1.4.4 Number of Holders, Inputs Applied Area and Quantity of Inputs used

Jimma

Crop type	All Crop Area	All Fertilizers		Natural		DAP		
		Hectare	Quintal	Holder	Hectare	Holder	Hectare	Quintal
All	516,918	196,007	129,205	414,062	62,808	165,592	88,226	71,186
Cereals	375,262	153,630	115,828	179,188	27,767	163,998	82,200	60,580
Teff	144,927	68,463	43,065	19,026	2,321	147,158	59,474	40,104
Barley	21,118	*	1,244	*	*	*	*	*
Wheat	32,884	*	7,206	*	*	38,741	*	*
Maize	110,206	64,066	63,315	135,925	17,249	47,191	13,921	14,139
Sorghum	58,842	*	*	21,055	*	*	*	*
Finger millet	5,979	*	*	*	*	*	*	*
Oats / 'Aja'	*	*	*	*	*	*	*	*
Rice	-	-	-	-	-	-	-	-
Pulses	35,436	*	*	54,134	2,268	*	*	*
Horse / Faba beans	18,336	3,024	*	37,386	1,690	*	*	*
Field Peas	14,370	*	*	*	*	*	*	*
Haricot beans	973	*	*	15,393	*	*	*	*
Chick peas	972	*	-	2,134	*	-	-	-
Lentils	625	*	*	*	*	*	*	*
Vetch / Grass peas	-	-	-	-	-	-	-	-
Soya beans	*	*	*	*	*	*	*	*
Fenugreek	*	*	-	*	*	-	-	-
Gibto	-	-	-	-	-	-	-	-
Oilseeds	23,411	1,066	170	12,164	*	6,079	197	*
Neug	18,398	*	*	*	*	*	*	*
Linseed	2,891	283	*	*	*	5,573	*	*
Groundnuts	*	*	*	-	-	*	*	*
Safflower	*	-	-	-	-	-	-	-
Sesame	1,722	*	*	*	*	*	*	*
Rapeseed	*	*	*	6,411	*	-	-	-
Vegetables	5,329	3,891	*	289,102	2,526	*	*	*
Lettuce	*	-	-	-	-	-	-	-
Head cabbage	87	71	*	17,561	70	*	*	*
Ethiopian cabbage	2,308	1,989	*	253,700	1,939	*	*	*
Tomatoes	*	4	-	4,294	4	-	-	-
Green peppers	462	330	*	72,061	326	*	*	*
Red peppers	2,441	*	*	*	185	*	*	*
Swiss chard	*	*	-	*	*	-	-	-
Root crops	8,093	4,713	*	176,962	4,471	*	*	*
Beetroot	*	*	-	11,567	*	-	-	-
Carrot	*	*	-	*	*	-	-	-
Onion	*	*	-	3,556	*	-	-	-
Potatoes	*	*	-	11,249	*	-	-	-
Garlic	164	95	*	34,339	95	*	*	*
Taro 'Godere'	6,253	3,891	*	131,628	3,651	*	*	*
Sweet potatoes	195	115	*	16,414	114	-	-	-
Other Temporary	635	375	*	56,034	373	-	-	-
Permanent crops	68,751	25,016	*	340,492	24,592	*	*	*
Avocado	136	*	*	8,873	*	*	*	*
Bananas	2,107	989	*	84,552	885	*	*	*
Guava	*	*	*	6,989	*	*	*	*
Lemons	*	*	*	*	*	*	*	*
Mangoes	315	108	*	26,011	103	*	*	*
Oranges	513	259	*	26,467	227	*	*	*
Papayas	174	131	*	36,257	131	*	*	*
Pineapples	*	*	*	2,176	*	*	*	*
Chat	8,516	3,953	*	148,273	3,812	*	*	*
Coffee	36,098	2,792	*	102,042	2,720	*	*	*
Hops / 'Geshe'	*	*	*	3,003	12	*	*	*
Enset	19,156	15,940	*	308,394	15,911	*	*	*
Sugar cane	1,363	593	*	83,037	593	*	*	*
Other permanent	141	73	*	12,019	73	*	*	*

(Table 1.4.4 cont'd.)

Jimma

Crop type	UREA			UREA + DAP			INDIGENOUS SEED		
	Holder	Hectare	Quintal	Holder	Hectare	Quintal	Holder	Hectare	Quintal
All	*	*	*	109,709	34,293	52,108	516,865	480,999	244,582
Cereals	*	*	*	109,232	33,907	49,948	491,125	342,098	203,793
Teff	*	*	*	4,304	1,477	730	370,233	144,687	73,649
Barley	*	*	*	*	*	*	154,659	21,118	28,082
Wheat	*	*	*	*	*	*	156,866	32,761	48,233
Maize	*	*	*	107,837	32,330	48,431	301,692	77,565	36,369
Sorghum	*	*	*	*	*	*	262,523	58,681	13,890
Finger millet	-	-	-	-	-	-	32,863	5,979	1,217
Oats / 'Aja'	-	-	-	-	-	-	18,871	*	*
Rice	-	-	-	-	-	-	-	-	-
Pulses	*	*	*	*	*	*	208,741	35,426	37,663
Horse / Faba beans	*	*	*	-	-	-	143,053	18,332	23,119
Field Peas	*	*	*	-	-	-	72,451	14,370	13,324
Haricot beans	-	-	-	*	*	*	40,291	973	571
Chick peas	-	-	-	-	-	-	14,865	966	246
Lentils	*	*	*	-	-	-	19,140	625	338
Vetch / Grass peas	-	-	-	-	-	-	-	-	-
Soya beans	-	-	-	-	-	-	*	*	*
Fenugreek	-	-	-	*	-	-	3,230	*	*
Gibto	-	-	-	-	-	-	-	-	-
Oilseeds	*	*	*	*	*	*	127,597	23,375	3,125
Neug	-	-	-	-	-	-	51,436	18,375	2,137
Linseed	-	-	-	-	-	-	72,676	2,891	712
Groundnuts	*	*	*	*	*	*	4,243	*	*
Safflower	-	-	-	-	-	-	*	*	*
Sesame	-	-	-	*	*	*	8,902	1,711	153
Rapeseed	-	-	-	*	*	*	8,721	*	*
Vegetables	*	*	*	*	*	*	359,210	5,273	-
Lettuce	-	-	-	-	-	-	*	*	-
Head cabbage	-	-	-	-	-	-	19,401	60	-
Ethiopian cabbage	-	-	-	*	*	*	302,588	2,294	-
Tomatoes	-	-	-	-	-	-	6,593	*	-
Green peppers	*	*	*	-	-	-	98,884	457	-
Red peppers	-	-	-	*	*	*	53,480	2,431	-
Swiss chard	-	-	-	-	-	-	*	*	-
Root crops	*	*	-	*	*	*	258,305	8,073	-
Beetroot	-	-	-	-	-	-	18,594	*	-
Carrot	-	-	-	-	-	-	*	*	-
Onion	-	-	-	-	-	-	8,184	*	-
Potatoes	-	-	-	-	-	-	23,104	*	-
Garlic	-	-	-	-	-	-	53,139	164	-
Taro 'Godere'	*	*	-	-	-	-	189,531	6,243	-
Sweet potatoes	-	-	-	*	*	*	25,300	195	-
Other Temporary	*	*	*	*	*	*	78,910	633	-
Permanent crops							456,966	66,121	
Avocado							17,345	82	
Bananas							167,166	2,094	
Guava							24,516	*	
Lemons							6,094	*	
Mangoes							65,970	314	
Oranges							65,074	505	
Papayas							62,309	174	
Pineapples							4,132	*	
Chat							272,103	8,463	
Coffee							262,784	33,621	
Hops / 'Geshe'							10,475	*	
Enset							391,960	19,139	
Sugar cane							129,281	1,361	
Other permanent							27,096	141	

(Table 1.4.4 Cont'd.)

Jimma

Crop type	IMPROVED SEED			PESTICIDE		IRRIGATION		EXTENSION PACKAGE	
	Holder	Hectare	Quintal	Holder	Hectare	Holder	Hectare	Holder	Hectare
All	128,167	35,635	6,893	288,778	137,666	6,820	*	136,040	61,080
Cereals	107,650	33,025	6,888	286,486	137,240	*	*	134,076	60,422
Teff	*	*	*	269,869	106,882	*	*	66,848	26,473
Barley	-	-	-	22,806	1,771	-	-	*	*
Wheat	*	*	*	88,976	18,150	*	*	4,522	*
Maize	106,555	32,607	6,829	*	*	*	*	107,568	32,391
Sorghum	*	*	-	10,516	2,894	*	*	*	*
Finger millet	-	-	-	*	*	-	-	-	-
Oats / 'Aja'	-	-	-	*	*	-	-	-	-
Rice	-	-	-	-	-	-	-	-	-
Pulses	*	*	*	*	*	-	-	*	*
Horse / Faba beans	-	-	-	-	-	-	-	-	-
Field Peas	-	-	-	-	-	-	-	-	-
Haricot beans	-	-	-	-	-	-	-	*	*
Chick peas	*	*	*	-	-	-	-	-	-
Lentils	-	-	-	*	*	-	-	-	-
Vetch / Grass peas	-	-	-	-	-	-	-	-	-
Soya beans	-	-	-	-	-	-	-	-	-
Fenugreek	-	-	-	-	-	-	-	-	-
Gibto	-	-	-	-	-	-	-	-	-
Oilseeds	*	*	*	10,906	344	-	-	*	*
Neug	-	-	-	*	*	-	-	-	-
Linseed	-	-	-	10,846	265	-	-	*	*
Groundnuts	*	*	*	-	-	-	-	-	-
Safflower	-	-	-	-	-	-	-	-	-
Sesame	*	*	*	*	*	-	-	*	*
Rapeseed	-	-	-	-	-	-	-	-	-
Vegetables	6,117	37	-	2,388	*	-	-	*	*
Lettuce	-	-	-	-	-	-	-	-	-
Head cabbage	5,135	27	-	-	-	-	-	-	-
Ethiopian cabbage	-	-	-	*	*	-	-	*	*
Tomatoes	*	*	-	-	-	-	-	-	-
Green peppers	-	-	-	-	-	-	-	*	*
Red peppers	*	*	-	*	*	-	-	-	-
Swiss chard	-	-	-	-	-	-	-	-	-
Root crops	3,787	*	-	*	*	*	*	*	*
Beetroot	*	*	-	-	-	-	-	-	-
Carrot	*	*	-	-	-	-	-	-	-
Onion	*	*	-	-	-	-	-	-	-
Potatoes	-	-	-	-	-	*	*	-	-
Garlic	-	-	-	-	-	-	-	-	-
Taro 'Godere'	-	-	-	*	*	*	*	*	*
Sweet potatoes	-	-	-	-	-	*	*	*	*
Other Temporary	*	*	-	*	*	-	-	*	*
Permanent crops				*	*	*	*	7,352	*
Avocado				-	-	-	-	-	-
Bananas				-	-	-	-	*	*
Guava				-	-	-	-	-	-
Lemons				-	-	-	-	-	-
Mangoes				-	-	*	*	-	-
Oranges				-	-	-	-	*	*
Papayas				-	-	*	*	*	*
Pineapples				-	-	-	-	-	-
Chat				*	*	-	-	*	*
Coffee	17,933	*	-	*	*	*	*	*	*
Hops / 'Geshe'				-	-	-	-	-	-
Enset				-	-	-	-	-	-
Sugar cane				*	*	-	-	-	-
Other permanent				-	-	-	-	-	-

Table1.4.5 Number of Holders, Inputs Applied Area and Quantity of Inputs used

West Shewa

Crop type	All Crop Area	All Fertilizers		Natural		DAP		
		Hectare	Quintal	Holder	Hectare	Holder	Hectare	Quintal
All	567,397	338,516	298,317	299,119	49,737	118,204	88,693	69,781
Cereals	462,195	310,944	289,663	184,596	30,632	110,306	83,439	64,745
Teff	117,681	81,561	60,164	10,944	2,516	39,086	19,561	12,222
Barley	86,762	67,207	66,508	34,527	5,145	46,934	19,693	18,857
Wheat	145,596	114,757	120,006	20,815	3,661	56,167	*	*
Maize	58,105	40,967	41,594	144,484	16,157	12,989	3,169	1,907
Sorghum	47,780	3,642	*	16,303	3,065	*	*	*
Finger millet	*	*	*	*	*	*	*	*
Oats / 'Aja'	*	*	*	*	*	*	*	*
Rice	-	-	-	-	-	-	-	-
Pulses	48,706	11,660	5,403	58,923	5,930	14,427	3,397	*
Horse / Faba beans	26,861	6,830	2,430	46,223	4,524	8,225	*	*
Field Peas	8,295	3,064	*	8,393	*	*	*	*
Haricot beans	94	*	*	4,081	*	*	*	*
Chick peas	*	*	*	*	*	*	*	*
Lentils	2,044	*	*	*	*	*	*	*
Vetch / Grass peas	6,484	*	*	*	*	*	*	-
Soya beans	*	*	*	*	*	*	*	*
Fenugreek	*	*	*	*	*	-	-	-
Gibto	-	-	-	-	-	-	-	-
Oilseeds	39,720	2,651	895	22,273	1,951	2,799	*	*
Neug	13,248	*	*	2,122	*	-	-	-
Linseed	22,882	820	*	2,380	*	*	*	*
Groundnuts	*	-	-	-	-	-	-	-
Safflower	*	*	-	*	*	*	*	-
Sesame	*	*	*	-	-	-	-	-
Rapeseed	1,188	916	*	17,238	724	*	*	*
Vegetables	3,426	2,246	679	140,846	1,852	*	*	*
Lettuce	*	*	-	*	*	-	-	-
Head cabbage	67	32	-	10,262	32	-	-	-
Ethiopian cabbage	745	693	-	84,978	693	-	-	-
Tomatoes	*	-	-	-	-	-	-	-
Green peppers	753	434	*	51,720	353	-	-	-
Red peppers	1,782	1,062	*	26,683	*	*	*	*
Swiss chard	8	8	*	4,146	7	*	*	*
Root crops	4,413	3,663	*	168,296	2,333	14,340	*	*
Beetroot	60	*	*	14,104	*	*	*	*
Carrot	13	12	*	6,520	12	*	*	*
Onion	239	181	*	39,715	161	*	*	*
Potatoes	2,763	2,474	*	32,736	1,229	*	*	*
Garlic	1,034	900	177	143,834	835	4,086	*	*
Taro 'Godere'	*	*	-	*	*	-	-	-
Sweet potatoes	*	*	*	5,307	*	-	-	-
Other Temporary	691	*	*	68,320	256	*	*	*
Permanent crops	8,245	6,813		188,642	6,784			
Avocado	*	*		*	*			
Bananas	*	*		2,591	*			
Guava	*	*		*	*			
Lemons	11	*		*	*			
Mangoes	*	*		*	*			
Oranges	*	*		*	*			
Papayas	*	*		*	*			
Pineapples	-	-		-	-			
Chat	454	153		9,888	149			
Coffee	*	90		8,774	89			
Hops / 'Geshe'	886	590		93,819	579			
Enset	6,176	5,855		149,578	5,841			
Sugar cane	325	*		3,256	*			
Other permanent	*	*		*	*			

(Table 1.4.5 cont'd.)

West Shewa

[illegible]

(Table 1.4.5 Cont'd.)

West Shewa

Crop type	IMPROVED SEED			PESTICIDE		IRRIGATION		EXTENSION PACKAGE	
	Holder	Hectare	Quintal	Holder	Hectare	Holder	Hectare	Holder	Hectare
All	45,722	19,727	15,938	268,589	243,714	29,610	1,759	171,889	134,898
Cereals	43,170	19,594	15,685	263,963	239,027	7,754	826	170,661	133,258
Teff	*	*	*	123,332	72,217	-	-	45,185	33,409
Barley	5,711	2,317	4,302	109,331	54,642	*	*	37,892	17,687
Wheat	10,476	4,374	7,815	178,300	105,358	*	*	93,113	58,534
Maize	29,470	12,264	3,372	7,300	1,203	*	*	50,728	22,027
Sorghum	*	*	*	*	*	-	-	*	*
Finger millet	-	-	-	*	*	-	-	-	-
Oats / 'Aja'	-	-	-	*	*	-	-	*	*
Rice	-	-	-	-	-	-	-	-	-
Pulses	*	*	*	2,333	*	*	*	*	*
Horse / Faba beans	*	*	*	1,629	*	*	*	*	*
Field Peas	-	-	-	*	*	*	*	*	*
Haricot beans	-	-	-	-	-	-	-	*	*
Chick peas	-	-	-	-	-	-	-	-	-
Lentils	*	*	-	-	-	-	-	-	-
Vetch / Grass peas	-	-	-	-	-	*	*	-	-
Soya beans	-	-	-	*	*	-	-	-	-
Fenugreek	-	-	-	-	-	-	-	-	-
Gibto	-	-	-	-	-	-	-	-	-
Oilseeds	-	-	-	9,527	2,501	-	-	*	*
Neug	-	-	-	*	*	-	-	-	-
Linseed	-	-	-	8,698	2,365	-	-	*	*
Groundnuts	-	-	-	-	-	-	-	-	-
Safflower	-	-	-	*	*	-	-	-	-
Sesame	-	-	-	-	-	-	-	-	-
Rapeseed	-	-	-	-	-	-	-	*	*
Vegetables	-	-	-	1,596	*	9,445	193	*	*
Lettuce	-	-	-	-	-	-	-	-	-
Head cabbage	-	-	-	-	-	*	*	-	-
Ethiopian cabbage	-	-	-	*	*	*	*	-	-
Tomatoes	-	-	-	-	-	*	*	-	-
Green peppers	-	-	-	*	*	*	*	*	*
Red peppers	-	-	-	*	*	*	*	*	*
Swiss chard	-	-	-	-	-	-	-	-	-
Root crops	*	*	-	18,347	*	8,114	168	*	*
Beetroot	-	-	-	*	*	*	*	-	-
Carrot	-	-	-	-	-	*	*	*	*
Onion	-	-	-	1,589	*	5,717	*	*	*
Potatoes	-	-	-	*	*	*	*	-	-
Garlic	*	*	-	3,697	*	3,573	*	-	-
Taro 'Godere'	-	-	-	-	-	-	-	-	-
Sweet potatoes	*	*	-	-	-	*	*	-	-
Other Temporary	-	-	-	*	*	*	*	*	*
Permanent crops				*	*	17,262	424	*	23
Avocado				-	-	-	-	-	-
Bananas				-	-	*	*	-	-
Guava				-	-	-	-	-	-
Lemons				-	-	*	*	-	-
Mangoes				-	-	-	-	-	-
Oranges				-	-	*	*	-	-
Papayas				-	-	-	-	-	-
Pineapples				-	-	-	-	-	-
Chat				-	-	*	*	*	*
Coffee	*	*	-	-	-	4,788	*	*	*
Hops / 'Geshe'				*	*	*	*	*	*
Enset				*	*	*	*		
Sugar cane				-	-	4,802	132	-	-
Other permanent				-	-	*	*	*	*

Table1.4.6 Number of Holders, Inputs Applied Area and Quantity of Inputs used

North Shewa

Crop type	All Crop Area	All Fertilizers		Natural		DAP		
		Hectare	Quintal	Holder	Hectare	Holder	Hectare	Quintal
All	388,611	123,862	120,452	164,890	37,900	9,146	*	*
Cereals	291,967	112,088	116,784	110,332	28,722	*	*	*
Teff	95,415	54,862	60,759	20,349	5,446	*	*	*
Barley	81,062	15,616	*	33,992	10,888	*	*	*
Wheat	55,242	34,593	50,423	25,875	5,498	*	*	*
Maize	5,870	3,017	-	58,093	3,017	-	-	-
Sorghum	53,300	3,741	*	16,825	3,650	-	-	-
Finger millet	*	-	-	-	-	-	-	-
Oats / 'Aja'	1,017	*	*	*	*	-	-	-
Rice	-	-	-	-	-	-	-	-
Pulses	66,837	9,493	*	36,930	7,884	*	*	*
Horse / Faba beans	35,380	7,635	*	35,104	6,791	-	-	-
Field Peas	6,468	1,186	*	11,253	*	-	-	-
Haricot beans	*	*	-	*	*	-	-	-
Chick peas	5,136	-	-	-	-	-	-	-
Lentils	9,515	*	*	*	*	*	*	*
Vetch / Grass peas	9,794	-	-	-	-	-	-	-
Soya beans	-	-	-	-	-	-	-	-
Fenugreek	*	*	*	*	*	-	-	-
Gibto	-	-	-	-	-	-	-	-
Oilseeds	11,937	*	*	8,253	419	*	*	*
Neug	2,688	*	-	*	*	-	-	-
Linseed	7,957	*	-	*	*	-	-	-
Groundnuts	-	-	-	-	-	-	-	-
Safflower	*	*	*	*	*	*	*	*
Sesame	*	-	-	-	-	-	-	-
Rapeseed	51	42	-	4,485	42	-	-	-
Vegetables	446	286	*	53,387	257	*	*	*
Lettuce	*	*	-	*	*	-	-	-
Head cabbage	*	*	-	*	*	-	-	-
Ethiopian cabbage	148	142	*	36,793	123	-	-	-
Tomatoes	*	*	-	*	*	-	-	-
Green peppers	225	81	*	11,915	78	*	*	*
Red peppers	*	*	*	*	*	-	-	-
Swiss chard	3	2	-	3,671	2	-	-	-
Root crops	895	445	*	74,101	398	*	*	*
Beetroot	*	*	*	3,032	*	-	-	-
Carrot	*	*	*	*	*	-	-	-
Onion	213	*	-	*	*	-	-	-
Potatoes	*	*	-	2,097	*	-	-	-
Garlic	572	379	*	71,799	351	*	*	*
Taro 'Godere'	-	-	-	-	-	-	-	-
Sweet potatoes	*	-	-	-	-	-	-	-
Other Temporary	*	39	-	14,655	39	-	-	-
Permanent crops	*	182	-	24,808	182	-	-	-
Avocado	-	-	-	-	-	-	-	-
Bananas	*	*	*	*	*	-	-	-
Guava	-	-	-	-	-	-	-	-
Lemons	*	*	*	*	*	-	-	-
Mangoes	*	-	-	-	-	-	-	-
Oranges	-	-	-	-	-	-	-	-
Papayas	*	*	*	*	*	-	-	-
Pineapples	-	-	-	-	-	-	-	-
Chat	*	*	*	*	*	-	-	-
Coffee	*	*	*	*	*	-	-	-
Hops / 'Gescho'	182	87	-	15,976	87	-	-	-
Enset	16	11	-	9,194	11	-	-	-
Sugar cane	*	*	-	*	*	-	-	-
Other permanent	*	*	-	*	*	-	-	-

(Table 1.4.6 cont'd.)

North Shewa

[illegible]

(Table 1.4.6 Cont'd.)

North Shewa

Crop type	IMPROVED SEED			PESTICIDE		IRRIGATION		EXTENSION PACKAGE	
	Holder	Hectare	Quintal	Holder	Hectare	Holder	Hectare	Holder	Hectare
All	12,637	*	*	54,888	35,242	15,353	859	62,611	38,365
Cereals	8,102	*	*	49,320	28,525	1,650	*	60,514	37,401
Teff	*	*	*	27,304	13,087	*	*	25,669	16,902
Barley	-	-	-	*	4,228	*	*	*	*
Wheat	6,513	*	*	28,528	9,693	-	-	42,139	16,446
Maize	-	-	-	*	*	*	*	-	-
Sorghum	-	-	-	*	*	*	*	-	-
Finger millet	-	-	-	-	-	-	-	-	-
Oats / 'Aja'	-	-	-	*	*	-	-	-	-
Rice	-	-	-	-	-	-	-	-	-
Pulses	*	*	*	*	*	*	*	*	*
Horse / Faba beans	*	*	-	-	-	-	-	*	*
Field Peas	*	*	*	-	-	*	*	-	-
Haricot beans	-	-	-	-	-	-	-	-	-
Chick peas	-	-	-	-	-	-	-	*	*
Lentils	*	*	*	*	*	-	-	*	*
Vetch / Grass peas	-	-	-	-	-	-	-	-	-
Soya beans	-	-	-	-	-	-	-	-	-
Fenugreek	-	-	-	*	*	-	-	-	-
Gibto	-	-	-	-	-	-	-	-	-
Oilseeds	-	-	-	*	*	-	-	*	*
Neug	-	-	-	-	-	-	-	-	-
Linseed	-	-	-	*	*	-	-	*	*
Groundnuts	-	-	-	-	-	-	-	-	-
Safflower	-	-	-	*	*	-	-	-	-
Sesame	-	-	-	-	-	-	-	-	-
Rapeseed	-	-	-	-	-	-	-	-	-
Vegetables	-	-	-	-	-	7,300	85	*	*
Lettuce	-	-	-	-	-	-	-	-	-
Head cabbage	-	-	-	-	-	-	-	-	-
Ethiopian cabbage	-	-	-	-	-	*	*	*	*
Tomatoes	-	-	-	-	-	-	-	-	-
Green peppers	-	-	-	-	-	5,869	68	-	-
Red peppers	-	-	-	-	-	*	*	-	-
Swiss chard	-	-	-	-	-	-	-	-	-
Root crops	*	*	-	-	-	8,139	*	*	*
Beetroot	*	*	-	-	-	*	*	*	*
Carrot	*	*	-	-	-	-	-	*	*
Onion	-	-	-	-	-	*	*	-	-
Potatoes	-	-	-	-	-	*	*	-	-
Garlic	*	*	-	-	-	6,085	68	*	*
Taro 'Godere'	-	-	-	-	-	-	-	-	-
Sweet potatoes	-	-	-	-	-	-	-	-	-
Other Temporary	*	*	-	*	*	*	*	-	-
Permanent crops				*	*	5,422	*	*	*
Avocado				-	-	-	-	-	-
Bananas				-	-	*	*	-	-
Guava				-	-	-	-	-	-
Lemons				-	-	*	*	-	-
Mangoes				-	-	*	*	-	-
Oranges				-	-	-	-	-	-
Papayas				-	-	*	*	-	-
Pineapples				-	-	-	-	-	-
Chat				*	*	-	-	-	-
Coffee	*	*	-	-	-	*	*	-	-
Hops / 'Geshe'				-	-	3,510	*	-	-
Enset				-	-	*	*	-	-
Sugar cane				-	-	*	*	-	-
Other permanent				-	-	*	*	*	*

Table1.4.7 Number of Holders, Inputs Applied Area and Quantity of Inputs used

East Shewa

Crop type	All Crop Area	All Fertilizers		Natural		DAP		
		Hectare	Quintal	Holder	Hectare	Holder	Hectare	Quintal
All	511,695	315,916	373,761	136,946	28,942	170,278	120,559	107,653
Cereals	416,683	292,165	352,094	87,874	24,279	149,508	106,582	93,472
Teff	151,471	126,950	157,227	*	451	52,403	26,922	20,951
Barley	18,079	14,890	17,358	4,742	701	32,405	9,362	8,249
Wheat	88,265	78,379	131,298	3,335	*	52,592	28,088	27,419
Maize	139,373	66,624	44,006	77,689	20,042	73,666	39,104	34,924
Sorghum	13,626	2,286	901	11,351	1,236	11,028	917	837
Finger millet	3,898	1,882	866	*	*	13,405	1,467	821
Oats / 'Aja'	*	*	*	*	*	*	*	*
Rice	-	-	-	-	-	-	-	-
Pulses	77,452	13,312	10,856	22,085	1,890	31,732	8,656	7,262
Horse / Faba beans	7,767	1,408	*	8,798	776	*	*	*
Field Peas	10,866	*	*	-	-	*	*	*
Haricot beans	28,861	8,857	5,972	12,456	*	22,246	*	4,938
Chick peas	15,723	*	*	-	-	-	-	-
Lentils	*	1,429	*	*	*	5,970	636	*
Vetch / Grass peas	6,165	*	-	*	*	-	-	-
Soya beans	-	-	-	-	-	-	-	-
Fenugreek	*	*	-	*	*	-	-	-
Gibto	-	-	-	-	-	-	-	-
Oilseeds	1,816	186	*	2,848	*	*	*	*
Neug	*	*	*	-	-	*	*	*
Linseed	*	*	*	*	*	-	-	-
Groundnuts	-	-	-	-	-	-	-	-
Safflower	*	-	-	-	-	-	-	-
Sesame	*	*	*	*	*	*	*	*
Rapeseed	270	*	*	1,323	*	*	*	*
Vegetables	3,150	1,551	*	47,006	741	2,633	*	*
Lettuce	*	*	-	*	*	-	-	-
Head cabbage	*	*	-	2,242	*	-	-	-
Ethiopian cabbage	863	445	*	35,649	419	*	*	*
Tomatoes	*	*	*	*	*	*	*	*
Green peppers	521	282	*	15,046	94	1,661	*	*
Red peppers	1,015	189	*	*	*	*	*	*
Swiss chard	*	*	-	*	*	-	-	-
Root crops	8,470	7,130	8,315	15,962	*	24,914	*	*
Beetroot	*	*	*	*	*	*	*	*
Carrot	*	*	*	1,621	*	-	-	-
Onion	556	*	*	8,945	46	*	*	*
Potatoes	7,227	*	*	2,770	*	*	*	*
Garlic	174	23	*	5,007	*	*	*	*
Taro 'Godere'	-	-	-	-	-	-	-	-
Sweet potatoes	*	*	*	*	*	-	-	-
Other Temporary	244	101	*	9,602	*	*	*	*
Permanent crops	3,880	1,471		37,725	1,413			
Avocado	*	*		*	*			
Bananas	*	*		*	*			
Guava	*	*		*	*			
Lemons	*	*		*	*			
Mangoes	*	*		*	*			
Oranges	*	*		*	*			
Papayas	*	*		*	*			
Pineapples	-	-		-	-			
Chat	*	-		-	-			
Coffee	*	*		1,590	*			
Hops / 'Gescho'	867	400		14,455	399			
Enset	*	*		*	*			
Sugar cane	*	*		*	*			
Other permanent	*	*		*	*			

(Table 1.4.7 cont'd.)

East Shewa

[illegible]

(Table 1.4.7 Cont'd.)

East Shewa

Crop type	IMPROVED SEED			PESTICIDE		IRRIGATION		EXTENSION PACKAGE	
	Holder	Hectare	Quintal	Holder	Hectare	Holder	Hectare	Holder	Hectare
All	66,603	29,599	24,580	183,538	161,995	19,303	4,244	111,811	68,347
Cereals	61,471	27,963	22,119	159,263	149,818	3,385	*	110,667	66,451
Teff	*	*	*	95,125	84,578	-	-	13,737	*
Barley	-	-	-	30,822	7,938	-	-	*	*
Wheat	16,162	8,530	15,197	103,812	50,335	*	*	38,579	*
Maize	42,558	18,434	5,057	13,013	6,014	*	*	66,015	32,153
Sorghum	-	-	-	1,528	*	*	*	2,231	*
Finger millet	*	*	*	*	*	-	-	*	*
Oats / 'Aja'	-	-	-	*	*	-	-	*	*
Rice	-	-	-	-	-	-	-	-	-
Pulses	5,273	1,481	2,460	25,774	7,921	*	*	7,403	1,525
Horse / Faba beans	-	-	-	3,611	*	-	-	*	*
Field Peas	-	-	-	14,881	4,325	-	-	-	-
Haricot beans	3,050	733	*	*	*	*	*	6,354	1,218
Chick peas	*	*	*	-	-	-	-	*	*
Lentils	*	*	*	11,079	*	-	-	*	*
Vetch / Grass peas	-	-	-	*	*	*	*	-	-
Soya beans	-	-	-	-	-	-	-	-	-
Fenugreek	-	-	-	-	-	-	-	-	-
Gibto	-	-	-	-	-	-	-	-	-
Oilseeds	-	-	-	-	-	-	-	*	*
Neug	-	-	-	-	-	-	-	-	-
Linseed	-	-	-	-	-	-	-	-	-
Groundnuts	-	-	-	-	-	-	-	-	-
Safflower	-	-	-	-	-	-	-	-	-
Sesame	-	-	-	-	-	-	-	-	-
Rapeseed	-	-	-	-	-	-	-	*	*
Vegetables	*	*	-	6,200	*	*	*	2,068	*
Lettuce	*	*	-	-	-	-	-	-	-
Head cabbage	*	*	-	-	-	*	*	-	-
Ethiopian cabbage	*	*	-	*	*	*	*	-	-
Tomatoes	*	*	-	*	*	*	*	*	*
Green peppers	-	-	-	*	*	2,502	*	*	*
Red peppers	-	-	-	*	*	-	-	*	*
Swiss chard	*	*	-	-	-	*	*	-	-
Root crops	*	*	-	*	*	*	*	*	*
Beetroot	-	-	-	-	-	*	*	-	-
Carrot	*	*	-	-	-	*	*	-	-
Onion	-	-	-	*	*	*	*	-	-
Potatoes	-	-	-	*	*	*	*	-	-
Garlic	-	-	-	-	-	*	*	-	-
Taro 'Godere'	-	-	-	-	-	-	-	-	-
Sweet potatoes	*	*	-	-	-	*	*	*	*
Other Temporary	-	-	-	*	*	-	-	-	-
Permanent crops				*	*	*	*	-	-
Avocado				-	-	-	-	-	-
Bananas				-	-	*	*	-	-
Guava				-	-	*	*	-	-
Lemons				-	-	*	*	-	-
Mangoes				-	-	*	*	-	-
Oranges				-	-	*	*	-	-
Papayas				-	-	*	*	-	-
Pineapples				-	-	-	-	-	-
Chat				-	-	*	*	-	-
Coffee	*	*	-	-	-	*	*	-	-
Hops / 'Geshe'				*	*	*	*	-	-
Enset				-	-	-	-	-	-
Sugar cane				-	-	*	*	-	-
Other permanent				-	-	-	-	-	-

Table1.4.8 Number of Holders, Inputs Applied Area and Quantity of Inputs used

Arsi

Crop type	All Crop Area	All Fertilizers		Natural		DAP		
		Hectare	Quintal	Holder	Hectare	Holder	Hectare	Quintal
All	641,192	395,700	270,418	267,662	43,437	394,937	339,700	250,748
Cereals	480,610	339,245	236,636	133,188	25,089	375,984	305,371	227,410
Teff	90,846	63,040	27,712	12,922	2,949	122,689	57,362	26,209
Barley	92,984	74,446	54,347	24,937	2,357	180,372	71,768	54,111
Wheat	190,526	163,705	142,185	25,290	4,875	256,968	153,933	136,473
Maize	72,313	33,590	11,665	89,431	12,774	90,645	19,979	9,889
Sorghum	30,021	3,089	217	9,384	1,832	6,045	*	217
Finger millet	-	-	-	-	-	-	-	-
Oats / 'Aja'	3,921	1,375	*	6,034	303	9,613	1,072	*
Rice	-	-	-	-	-	-	-	-
Pulses	51,525	22,928	11,407	46,664	5,353	92,290	17,523	11,386
Horse / Faba beans	24,668	15,361	6,979	28,839	3,974	66,222	11,388	6,979
Field Peas	13,574	4,836	*	4,302	520	20,605	4,316	*
Haricot beans	6,304	*	*	10,613	*	*	*	*
Chick peas	758	*	-	*	*	*	*	-
Lentils	2,316	962	418	2,019	*	10,896	849	398
Vetch / Grass peas	*	*	*	3,894	182	*	*	*
Soya beans	*	-	-	-	-	-	-	-
Fenugreek	912	*	*	4,373	*	*	*	*
Gibto	-	-	-	-	-	-	-	-
Oilseeds	71,208	9,832	2,960	15,201	*	36,127	9,146	2,960
Neug	*	*	*	*	*	*	*	*
Linseed	62,155	7,044	1,903	*	*	18,142	6,580	1,903
Groundnuts	*	*	*	-	-	*	*	*
Safflower	*	*	*	*	*	*	*	*
Sesame	-	-	-	-	-	-	-	-
Rapeseed	3,728	*	*	10,168	206	16,468	*	*
Vegetables	8,349	4,970	*	95,190	1,944	*	*	*
Lettuce	*	*	-	*	*	-	-	-
Head cabbage	94	72	*	6,032	*	2,288	*	*
Ethiopian cabbage	799	655	*	56,861	508	2,251	*	*
Tomatoes	*	*	*	3,145	*	*	*	*
Green peppers	455	329	*	23,082	267	*	*	*
Red peppers	4,285	*	*	14,003	874	*	*	*
Swiss chard	*	*	-	*	*	-	-	-
Root crops	12,026	9,476	*	77,402	2,099	60,961	5,704	7,564
Beetroot	270	197	*	15,766	144	2,747	*	*
Carrot	*	*	*	*	*	*	*	*
Onion	4,768	*	*	30,516	827	*	*	2,320
Potatoes	5,403	4,875	5,175	14,512	452	43,119	*	5,054
Garlic	844	473	*	43,068	403	*	*	*
Taro 'Godere'	*	*	-	*	*	-	-	-
Sweet potatoes	576	*	*	4,330	*	*	*	*
Other Temporary	*	*	*	49,597	354	*	*	*
Permanent crops	15,552	8,289		99,013	7,911			
Avocado	*	*		*	*			
Bananas	157	*		6,787	*			
Guava	*	*		*	*			
Lemons	*	*		*	*			
Mangoes	*	-		-	-			
Oranges	*	*		*	*			
Papayas	*	*		*	*			
Pineapples	-	-		-	-			
Chat	3,903	*		25,012	*			
Coffee	*	*		23,502	*			
Hops / 'Gescho'	636	371		23,605	371			
Enset	*	*		46,434	*			
Sugar cane	*	*		*	*			
Other permanent	*	*		*	*			

(Table 1.4.8 cont'd.)

Arsi

[illegible]

(Table 1.4.8 Cont'd.)

Arsi

Crop type	IMPROVED SEED			PESTICIDE		IRRIGATION		EXTENSION PACKAGE	
	Holder	Hectare	Quintal	Holder	Hectare	Holder	Hectare	Holder	Hectare
All	72,501	28,027	44,720	302,142	224,813	27,611	*	162,496	124,343
Cereals	66,902	27,126	44,168	286,719	217,138	*	*	159,290	120,218
Teff	*	*	*	103,338	45,775	*	*	39,928	20,858
Barley	*	*	*	99,619	32,827	-	-	66,037	31,800
Wheat	37,491	17,440	37,538	222,664	136,137	*	*	95,483	57,854
Maize	27,634	6,964	2,502	*	*	*	*	44,295	9,296
Sorghum	-	-	-	*	*	*	*	*	*
Finger millet	-	-	-	-	-	-	-	-	-
Oats / 'Aja'	-	-	-	7,000	534	-	-	*	*
Rice	-	-	-	-	-	-	-	-	-
Pulses	*	*	*	18,194	3,222	*	*	7,180	1,101
Horse / Faba beans	*	*	*	8,101	1,154	-	-	5,077	696
Field Peas	*	*	*	*	*	-	-	*	*
Haricot beans	*	*	*	*	*	*	*	*	*
Chick peas	-	-	-	-	-	*	*	-	-
Lentils	-	-	-	*	*	-	-	*	*
Vetch / Grass peas	-	-	-	-	-	-	-	-	-
Soya beans	-	-	-	-	-	-	-	-	-
Fenugreek	-	-	-	-	-	-	-	-	-
Gibto	-	-	-	-	-	-	-	-	-
Oilseeds	*	*	*	9,254	2,708	-	-	3,587	*
Neug	-	-	-	-	-	-	-	*	*
Linseed	*	*	*	7,518	2,502	-	-	*	*
Groundnuts	-	-	-	-	-	-	-	-	-
Safflower	-	-	-	-	-	-	-	-	-
Sesame	-	-	-	-	-	-	-	-	-
Rapeseed	*	*	*	*	*	-	-	*	*
Vegetables	*	*	-	*	*	*	*	*	*
Lettuce	-	-	-	-	-	-	-	-	-
Head cabbage	*	*	-	*	*	-	-	*	*
Ethiopian cabbage	*	*	-	*	*	*	*	-	-
Tomatoes	-	-	-	*	*	*	*	-	-
Green peppers	-	-	-	-	-	*	*	-	-
Red peppers	-	-	-	-	-	-	-	*	*
Swiss chard	-	-	-	-	-	-	-	-	-
Root crops	*	*	-	7,663	764	*	*	*	*
Beetroot	*	*	-	-	-	-	-	-	-
Carrot	-	-	-	-	-	-	-	-	-
Onion	*	*	-	*	*	*	*	*	*
Potatoes	-	-	-	*	*	*	*	*	*
Garlic	-	-	-	*	*	-	-	*	*
Taro 'Godere'	-	-	-	-	-	-	-	-	-
Sweet potatoes	-	-	-	-	-	*	*	-	-
Other Temporary	-	-	-	-	-	*	*	*	*
Permanent crops				*	*	17,241	2,133	*	*
Avocado				-	-	*	*	-	-
Bananas				-	-	*	*	-	-
Guava				-	-	-	-	-	-
Lemons				*	*	*	*	-	-
Mangoes				*	*	*	*	-	-
Oranges				-	-	-	-	-	-
Papayas				-	-	*	*	-	-
Pineapples				-	-	-	-	-	-
Chat				-	-	*	*	*	*
Coffee	*	*	-	*	*	*	*	*	*
Hops / 'Geshe'				*	*	-	-	-	-
Enset				-	-	-	-	-	-
Sugar cane				-	-	*	*	-	-
Other permanent				-	-	*	*	-	-

Table1.4.9 Number of Holders, Inputs Applied Area and Quantity of Inputs used

West Harerge

Crop type	All Crop Area	All Fertilizers		Natural		DAP		
		Hectare	Quintal	Holder	Hectare	Holder	Hectare	Quintal
All	248,970	96,382	45,658	171,573	58,010	58,397	22,781	23,734
Cereals	165,624	63,659	31,638	148,971	34,862	55,237	16,236	16,262
Teff	11,663	6,917	*	19,126	1,683	21,255	*	*
Barley	5,763	2,540	909	26,739	1,651	4,170	505	457
Wheat	5,880	3,816	3,482	15,813	1,114	11,526	1,813	2,041
Maize	44,046	22,064	14,331	108,775	9,790	34,922	5,653	6,291
Sorghum	96,086	27,417	6,907	80,123	20,151	13,784	3,484	2,251
Finger millet	1,680	745	*	6,930	*	*	*	*
Oats / 'Aja'	506	159	*	2,668	95	*	*	*
Rice	-	-	-	-	-	-	-	-
Pulses	17,823	5,603	3,985	48,728	4,033	12,001	865	1,343
Horse / Faba beans	2,028	*	*	5,629	*	*	*	*
Field Peas	302	*	*	*	*	*	*	*
Haricot beans	13,067	3,586	*	38,924	2,700	9,259	529	785
Chick peas	1,324	*	*	*	*	*	*	*
Lentils	508	*	*	*	*	-	-	-
Vetch / Grass peas	*	-	-	-	-	-	-	-
Soya beans	-	-	-	-	-	-	-	-
Fenugreek	569	253	*	9,751	229	*	*	*
Gibto	-	-	-	-	-	-	-	-
Oilseeds	13,563	*	1,306	24,104	*	8,335	*	819
Neug	-	-	-	-	-	-	-	-
Linseed	1,296	705	*	*	*	*	*	*
Groundnuts	*	*	*	*	*	1,887	*	*
Safflower	*	*	-	*	*	-	-	-
Sesame	2,434	450	*	5,737	*	*	*	*
Rapeseed	*	*	*	*	*	*	*	*
Vegetables	*	*	*	30,016	*	*	*	*
Lettuce	-	-	-	-	-	-	-	-
Head cabbage	*	*	*	*	*	*	*	*
Ethiopian cabbage	*	*	-	*	*	-	-	-
Tomatoes	72	*	*	*	*	*	*	*
Green peppers	193	127	*	8,471	*	*	*	*
Red peppers	*	*	*	20,791	*	*	*	*
Swiss chard	*	-	-	-	-	-	-	-
Root crops	4,634	1,715	555	38,661	1,487	3,279	127	*
Beetroot	*	*	*	*	*	*	*	*
Carrot	*	*	*	*	*	*	*	*
Onion	1,332	482	*	12,124	357	*	*	*
Potatoes	*	*	*	*	*	-	-	-
Garlic	*	*	-	1,482	*	-	-	-
Taro 'Godere'	-	-	-	-	-	-	-	-
Sweet potatoes	3,193	1,186	*	28,866	1,095	2,256	*	*
Other Temporary	*	107	*	9,090	96	*	*	*
Permanent crops	41,926	17,474		112,598	12,998			
Avocado	*	*		*	*			
Bananas	545	163		10,333	146			
Guava	119	24		5,181	24			
Lemons	10	-		-	-			
Mangoes	70	10		4,745	10			
Oranges	*	*		*	*			
Papayas	121	39		6,986	39			
Pineapples	-	-		-	-			
Chat	26,263	9,962		77,662	7,513			
Coffee	14,362	7,109		63,780	5,123			
Hops / 'Geshe'	*	*		3,186	*			
Enset	*	*		*	*			
Sugar cane	247	81		5,372	70			
Other permanent	108	46		10,401	41			

(Table 1.4.9 cont'd.)

West Harerge

Crop type	UREA			UREA + DAP			INDIGENOUS SEED		
	Holder	Hectare	Quintal	Holder	Hectare	Quintal	Holder	Hectare	Quintal
All	14,915	*	*	25,546	9,672	15,619	309,412	245,328	94,429
Cereals	14,102	4,421	4,089	25,090	8,139	11,288	302,062	163,555	70,651
Teff	*	*	*	*	*	*	58,664	11,633	4,596
Barley	*	*	250	*	*	*	66,791	5,751	7,432
Wheat	2,067	*	434	4,723	591	1,006	48,734	5,411	8,294
Maize	*	*	*	*	*	5,272	230,296	42,852	21,950
Sorghum	*	*	*	10,882	*	*	235,377	95,722	26,978
Finger millet	-	-	-	*	*	*	21,322	1,680	612
Oats / 'Aja'	-	-	-	-	-	-	11,068	506	789
Rice	-	-	-	-	-	-	-	-	-
Pulses	*	*	*	*	*	*	146,714	17,533	15,873
Horse / Faba beans	*	*	*	-	-	-	17,339	2,023	*
Field Peas	*	*	*	-	-	-	2,855	302	196
Haricot beans	*	*	*	*	*	*	119,877	12,859	11,907
Chick peas	*	*	*	*	*	*	12,451	1,246	1,020
Lentils	*	*	*	-	-	-	9,544	508	*
Vetch / Grass peas	-	-	-	-	-	-	*	*	*
Soya beans	-	-	-	-	-	-	-	-	-
Fenugreek	*	*	*	-	-	-	21,788	569	312
Gibto	-	-	-	-	-	-	-	-	-
Oilseeds	*	*	*	*	*	*	84,423	13,377	*
Neug	-	-	-	-	-	-	-	-	-
Linseed	*	*	*	*	*	*	32,490	1,282	355
Groundnuts	*	*	*	*	*	*	45,109	*	*
Safflower	-	-	-	-	-	-	*	*	*
Sesame	*	*	*	-	-	-	23,925	*	*
Rapeseed	-	-	-	-	-	-	*	*	*
Vegetables	*	*	*	-	-	-	65,435	*	-
Lettuce	-	-	-	-	-	-	-	-	-
Head cabbage	-	-	-	-	-	-	*	*	-
Ethiopian cabbage	-	-	-	-	-	-	*	*	-
Tomatoes	-	-	-	-	-	-	3,326	72	-
Green peppers	-	-	-	-	-	-	13,125	193	-
Red peppers	*	*	*	-	-	-	50,545	*	*
Swiss chard	-	-	-	-	-	-	*	*	-
Root crops	*	*	*	*	*	*	96,532	4,575	-
Beetroot	-	-	-	-	-	-	2,437	*	-
Carrot	-	-	-	-	-	-	1,389	*	-
Onion	*	*	*	*	*	*	35,616	1,317	-
Potatoes	-	-	-	*	*	*	4,995	*	-
Garlic	-	-	-	-	-	-	2,631	*	-
Taro 'Godere'	-	-	-	-	-	-	-	-	-
Sweet potatoes	*	*	*	-	-	-	69,540	3,154	-
Other Temporary	-	-	-	-	-	-	18,336	*	-
Permanent crops							230,829	40,903	
Avocado							*	*	
Bananas							26,132	500	
Guava							25,052	118	
Lemons							5,541	10	
Mangoes							10,004	41	
Oranges							9,237	*	
Papayas							18,802	121	
Pineapples							-	-	
Chat							196,654	25,688	
Coffee							119,643	13,994	
Hops / 'Geshe'							4,706	*	
Enset							*	*	
Sugar cane							12,042	247	
Other permanent							21,917	104	

(Table 1.4.9 Cont'd.)

West Harerge

Crop type	IMPROVED SEED			PESTICIDE		IRRIGATION		EXTENSION PACKAGE	
	Holder	Hectare	Quintal	Holder	Hectare	Holder	Hectare	Holder	Hectare
All	16,772	1,856	1,171	38,019	6,856	62,005	15,092	88,346	32,039
Cereals	9,096	1,586	1,161	10,234	2,041	34,855	*	84,097	24,886
Teff	-	-	-	*	*	*	*	21,190	3,926
Barley	-	-	-	-	-	*	*	6,330	*
Wheat	3,670	*	*	-	-	*	*	16,025	2,169
Maize	*	*	*	4,841	*	24,419	*	56,825	11,518
Sorghum	*	*	*	6,173	*	17,914	3,342	26,250	6,436
Finger millet	-	-	-	-	-	*	*	1,999	*
Oats / 'Aja'	-	-	-	-	-	*	*	*	*
Rice	-	-	-	-	-	-	-	-	-
Pulses	*	*	-	1,273	*	5,031	176	17,537	1,446
Horse / Faba beans	-	-	-	-	-	*	*	*	*
Field Peas	-	-	-	-	-	-	-	*	*
Haricot beans	*	*	-	1,273	*	3,861	*	10,950	734
Chick peas	-	-	-	-	-	*	*	*	*
Lentils	-	-	-	-	-	-	-	*	*
Vetch / Grass peas	-	-	-	-	-	-	-	-	-
Soya beans	-	-	-	-	-	-	-	-	-
Fenugreek	-	-	-	-	-	*	*	*	*
Gibto	-	-	-	-	-	-	-	-	-
Oilseeds	*	*	*	*	*	4,799	212	7,107	401
Neug	-	-	-	-	-	-	-	-	-
Linseed	-	-	-	-	-	*	*	*	*
Groundnuts	*	*	*	*	*	2,234	*	*	*
Safflower	-	-	-	-	-	-	-	-	-
Sesame	-	-	-	-	-	*	*	*	*
Rapeseed	-	-	-	-	-	-	-	*	*
Vegetables	*	*	-	*	*	2,736	*	*	*
Lettuce	-	-	-	-	-	-	-	-	-
Head cabbage	*	*	-	-	-	*	*	*	*
Ethiopian cabbage	-	-	-	-	-	-	-	-	-
Tomatoes	-	-	-	-	-	*	*	-	-
Green peppers	-	-	-	*	*	*	*	*	*
Red peppers	*	*	*	*	*	*	*	*	*
Swiss chard	-	-	-	-	-	-	-	-	-
Root crops	*	*	-	*	*	12,293	487	7,533	191
Beetroot	-	-	-	-	-	*	*	*	*
Carrot	-	-	-	-	-	*	*	*	*
Onion	-	-	-	*	*	*	*	*	*
Potatoes	-	-	-	-	-	*	*	*	*
Garlic	-	-	-	-	-	*	*	-	-
Taro 'Godere'	-	-	-	-	-	-	-	-	-
Sweet potatoes	*	*	-	*	*	7,434	194	*	*
Other Temporary	-	-	-	*	*	*	*	*	*
Permanent crops				28,834	4,413	48,581	6,167	31,442	3,521
Avocado				-	-	-	-	-	-
Bananas				*	*	11,308	*	*	*
Guava				-	-	4,432	*	-	-
Lemons				*	*	*	*	-	-
Mangoes				-	-	*	*	-	-
Oranges				-	-	*	*	-	-
Papayas				-	-	3,693	*	-	-
Pineapples				-	-	-	-	-	-
Chat				27,241	4,193	35,885	4,240	24,444	2,128
Coffee	*	*	-	*	*	21,632	*	12,123	*
Hops / 'Gescho'				-	-	*	*	-	-
Enset				-	-	-	-	-	-
Sugar cane				-	-	5,614	91	*	*
Other permanent				*	*	*	*	*	*

Table1.4.10 Number of Holders, Inputs Applied Area and Quantity of Inputs used

East Harerge

Crop type	All Crop Area	All Fertilizers		Natural		DAP		
		Hectare	Quintal	Holder	Hectare	Holder	Hectare	Quintal
All	318,959	179,082	199,532	288,601	69,192	50,220	*	*
Cereals	212,722	128,403	121,996	241,771	41,524	46,751	*	*
Teff	3,198	1,439	*	10,251	393	*	*	*
Barley	*	*	*	32,604	1,254	*	*	*
Wheat	*	*	*	35,240	2,637	*	*	*
Maize	56,911	38,153	50,097	187,891	15,003	17,600	1,718	3,332
Sorghum	92,382	47,101	43,673	140,945	22,160	14,857	2,516	3,392
Finger millet	*	-	-	-	-	-	-	-
Oats / 'Aja'	*	*	*	3,758	*	*	*	*
Rice	-	-	-	-	-	-	-	-
Pulses	21,093	6,772	12,829	78,721	3,816	3,825	71	*
Horse / Faba beans	*	746	*	11,537	670	*	*	*
Field Peas	*	*	-	*	*	-	-	-
Haricot beans	7,651	4,920	11,952	46,274	2,196	2,921	62	*
Chick peas	204	85	*	3,423	71	-	-	-
Lentils	1,213	*	446	*	*	-	-	-
Vetch / Grass peas	*	*	-	*	*	-	-	-
Soya beans	-	-	-	-	-	-	-	-
Fenugreek	957	613	*	28,217	556	*	*	*
Gibto	-	-	-	-	-	-	-	-
Oilseeds	22,703	*	*	26,999	2,053	*	*	*
Neug	*	*	-	*	*	-	-	-
Linseed	*	447	*	10,836	285	*	*	*
Groundnuts	14,505	*	*	15,316	*	*	*	*
Safflower	-	-	-	-	-	-	-	-
Sesame	*	*	*	*	*	*	*	*
Rapeseed	*	-	-	-	-	-	-	-
Vegetables	1,109	958	1,542	24,077	328	*	*	*
Lettuce	*	*	*	-	-	-	-	-
Head cabbage	*	*	*	*	*	*	*	*
Ethiopian cabbage	*	*	*	*	*	-	-	-
Tomatoes	*	*	*	*	*	-	-	-
Green peppers	*	*	*	10,171	*	-	-	-
Red peppers	76	56	*	8,008	*	-	-	-
Swiss chard	*	*	*	-	-	-	-	-
Root crops	14,161	8,690	10,927	111,795	4,512	6,598	384	911
Beetroot	*	*	*	*	*	-	-	-
Carrot	*	*	*	-	-	-	-	-
Onion	1,106	779	*	15,929	389	*	*	*
Potatoes	3,806	3,265	4,795	20,180	1,125	3,372	*	*
Garlic	*	218	*	16,137	216	-	-	-
Taro 'Godere'	-	-	-	-	-	-	-	-
Sweet potatoes	7,985	4,023	4,466	77,895	2,772	*	*	*
Other Temporary	628	*	*	20,544	268	-	-	-
Permanent crops	46,542	29,486		212,983	16,690			
Avocado	*	*		*	*			
Bananas	198	164		28,076	158			
Guava	86	34		11,690	33			
Lemons	*	*		*	*			
Mangoes	*	*		*	*			
Oranges	*	*		*	*			
Papayas	*	*		10,309	*			
Pineapples	-	-		-	-			
Chat	42,667	27,079		181,096	14,364			
Coffee	2,784	1,764		53,217	1,694			
Hops / 'Geshe'	*	*		*	*			
Enset	*	*		*	*			
Sugar cane	71	*		*	*			
Other permanent	237	*		21,247	*			

(Table 1.4.10 cont'd.)

East Harerge

Crop type	UREA			UREA + DAP			INDIGENOUS SEED		
	Holder	Hectare	Quintal	Holder	Hectare	Quintal	Holder	Hectare	Quintal
All	59,587	15,523	30,994	149,952	54,285	135,154	444,327	308,721	*
Cereals	53,672	9,882	16,393	146,275	39,314	79,095	437,913	203,586	*
Teff	*	*	*	5,968	364	*	41,672	3,198	1,065
Barley	3,678	*	123	*	*	*	78,590	*	*
Wheat	7,597	*	*	25,287	3,857	6,173	125,545	*	*
Maize	37,436	4,598	8,752	113,082	16,834	38,013	351,083	48,249	29,093
Sorghum	27,752	4,206	6,409	73,280	18,219	33,873	328,201	92,078	28,596
Finger millet	-	-	-	-	-	-	*	*	*
Oats / 'Aja'	*	*	*	*	*	*	*	*	*
Rice	-	-	-	-	-	-	-	-	-
Pulses	14,793	*	*	36,337	1,954	9,893	188,269	21,042	*
Horse / Faba beans	*	*	*	*	*	*	37,172	*	*
Field Peas	-	-	-	-	-	-	*	*	*
Haricot beans	13,360	*	*	30,623	1,786	9,109	115,099	7,651	6,589
Chick peas	-	-	-	*	*	*	6,445	204	90
Lentils	*	*	*	*	*	*	30,392	1,213	581
Vetch / Grass peas	-	-	-	-	-	-	*	*	*
Soya beans	-	-	-	-	-	-	-	-	-
Fenugreek	*	*	*	*	*	*	46,804	957	320
Gibto	-	-	-	-	-	-	-	-	-
Oilseeds	*	*	*	9,554	*	2,401	121,651	22,692	17,094
Neug	-	-	-	-	-	-	*	*	*
Linseed	-	-	-	4,647	*	*	56,027	*	*
Groundnuts	*	*	*	*	*	*	65,916	14,505	12,206
Safflower	-	-	-	-	-	-	-	-	-
Sesame	*	*	*	-	-	-	*	*	*
Rapeseed	-	-	-	-	-	-	*	*	*
Vegetables	*	*	*	6,886	*	*	49,711	990	-
Lettuce	*	*	*	*	*	*	*	*	-
Head cabbage	*	*	*	*	*	*	7,576	*	-
Ethiopian cabbage	-	-	-	*	*	*	*	*	-
Tomatoes	-	-	-	*	*	*	9,607	*	-
Green peppers	*	*	*	*	*	*	22,939	*	-
Red peppers	*	*	*	*	*	*	10,773	76	-
Swiss chard	*	*	*	-	-	-	*	*	-
Root crops	18,736	985	1,788	35,276	2,808	8,227	233,106	13,679	-
Beetroot	*	*	*	*	*	*	4,110	*	-
Carrot	*	*	*	*	*	*	*	*	-
Onion	3,737	*	*	*	*	*	39,038	947	-
Potatoes	11,261	542	725	16,385	1,394	3,784	59,869	3,775	-
Garlic	-	-	-	*	*	*	28,576	*	-
Taro 'Godere'	-	-	-	-	-	-	-	-	-
Sweet potatoes	5,815	192	682	19,716	886	3,194	163,416	7,838	-
Other Temporary	*	*	*	*	*	*	35,265	*	-
Permanent crops							378,491	46,143	
Avocado							*	*	
Bananas							36,922	193	
Guava							26,822	86	
Lemons							*	*	
Mangoes							31,638	*	
Oranges							*	*	
Papayas							12,111	*	
Pineapples							-	-	
Chat							357,577	42,300	
Coffee							71,325	2,756	
Hops / 'Geshe'							*	*	
Enset							*	*	
Sugar cane							*	71	
Other permanent							49,095	237	

(Table 1.4.10 Cont'd.)

East Harerge

Crop type	IMPROVED SEED			PESTICIDE		IRRIGATION		EXTENSION PACKAGE	
	Holder	Hectare	Quintal	Holder	Hectare	Holder	Hectare	Holder	Hectare
All	62,019	9,538	2,810	31,719	*	72,858	11,864	134,548	58,480
Cereals	56,718	8,988	2,810	*	*	38,598	4,976	133,031	*
Teff	-	-	-	-	-	*	*	*	*
Barley	-	-	-	*	*	*	*	*	*
Wheat	*	*	*	*	*	*	*	*	*
Maize	55,239	8,637	2,532	3,355	*	30,653	2,478	95,114	13,993
Sorghum	*	*	-	*	*	21,129	2,083	34,040	4,718
Finger millet	-	-	-	-	-	-	-	-	-
Oats / 'Aja'	-	-	-	-	-	*	*	-	-
Rice	-	-	-	-	-	-	-	-	-
Pulses	-	-	-	*	*	6,258	68	27,013	1,444
Horse / Faba beans	-	-	-	*	*	-	-	*	*
Field Peas	-	-	-	*	*	-	-	-	-
Haricot beans	-	-	-	*	*	*	*	22,863	1,305
Chick peas	-	-	-	-	-	-	-	*	*
Lentils	-	-	-	-	-	*	*	*	*
Vetch / Grass peas	-	-	-	-	-	-	-	-	-
Soya beans	-	-	-	-	-	-	-	-	-
Fenugreek	-	-	-	-	-	*	*	*	*
Gibto	-	-	-	-	-	-	-	-	-
Oilseeds	-	-	-	-	-	3,020	63	7,433	*
Neug	-	-	-	-	-	-	-	-	-
Linseed	-	-	-	-	-	*	*	6,959	*
Groundnuts	-	-	-	-	-	*	*	*	*
Safflower	-	-	-	-	-	-	-	-	-
Sesame	-	-	-	-	-	-	-	-	-
Rapeseed	-	-	-	-	-	-	-	-	-
Vegetables	*	*	-	*	*	10,461	*	*	*
Lettuce	*	*	-	-	-	*	*	-	-
Head cabbage	*	*	-	*	*	*	*	-	-
Ethiopian cabbage	-	-	-	-	-	*	*	-	-
Tomatoes	-	-	-	-	-	*	*	*	*
Green peppers	-	-	-	-	-	*	*	-	-
Red peppers	-	-	-	-	-	*	*	*	*
Swiss chard	-	-	-	-	-	-	-	-	-
Root crops	*	*	-	*	*	30,002	1,503	14,555	663
Beetroot	*	*	-	-	-	*	*	-	-
Carrot	*	*	-	-	-	*	*	*	*
Onion	*	*	-	-	-	4,102	*	*	*
Potatoes	*	*	-	-	-	8,470	394	*	*
Garlic	-	-	-	*	*	*	*	*	*
Taro 'Godere'	-	-	-	-	-	-	-	-	-
Sweet potatoes	-	-	-	-	-	14,320	458	11,251	425
Other Temporary	*	*	-	*	*	*	*	-	-
Permanent crops				7,347	*	51,767	4,683	47,324	3,672
Avocado				-	-	-	-	-	-
Bananas				*	*	8,618	*	*	*
Guava				-	-	*	*	-	-
Lemons				-	-	*	*	-	-
Mangoes				*	*	*	*	-	-
Oranges				-	-	*	*	-	-
Papayas				-	-	*	*	*	*
Pineapples				-	-	-	-	-	-
Chat				*	*	41,939	3,413	45,398	3,600
Coffee	*	*	-	*	*	20,711	*	1,809	*
Hops / 'Geshe'				-	-	-	-	-	-
Enset				-	-	*	*	-	-
Sugar cane				-	-	*	*	-	-
Other permanent				-	-	5,543	*	*	*

Table1.4.11 Number of Holders, Inputs Applied Area and Quantity of Inputs used

Bale

Crop type	All Crop Area	All Fertilizers		Natural		DAP		
		Hectare	Quintal	Holder	Hectare	Holder	Hectare	Quintal
All	420,260	167,207	72,547	118,820	19,655	140,308	140,391	68,060
Cereals	311,878	149,290	69,270	59,296	8,862	131,981	133,586	64,869
Teff	18,658	4,573	1,847	1,454	628	11,062	3,944	1,846
Barley	131,015	47,421	19,078	16,278	3,813	82,492	40,775	17,591
Wheat	123,035	85,678	46,015	5,852	1,623	98,901	80,709	43,366
Maize	24,058	6,334	792	42,200	2,797	13,391	2,878	528
Sorghum	146	*	-	*	*	*	*	-
Finger millet	4	-	-	-	-	-	-	-
Oats / 'Aja'	14,962	5,281	1,538	-	-	23,538	5,280	1,538
Rice	-	-	-	-	-	-	-	-
Pulses	29,671	2,047	54	15,639	1,796	3,830	250	53
Horse / Faba beans	10,084	1,338	28	13,477	1,141	2,157	197	28
Field Peas	12,093	636	-	2,974	636	-	-	-
Haricot beans	125	9	18	162	2	234	7	*
Chick peas	252	-	-	-	-	-	-	-
Lentils	741	38	4	*	*	719	21	4
Vetch / Grass peas	6,198	-	-	-	-	-	-	-
Soya beans	-	-	-	-	-	-	-	-
Fenugreek	178	26	4	-	-	719	26	4
Gibto	-	-	-	-	-	-	-	-
Oilseeds	46,836	378	105	*	*	1,497	369	103
Neug	624	-	-	-	-	-	-	-
Linseed	46,188	378	105	*	*	1,497	369	103
Groundnuts	*	*	*	-	-	-	-	-
Safflower	13	-	-	-	-	-	-	-
Sesame	*	-	-	-	-	-	-	-
Rapeseed	11	-	-	-	-	-	-	-
Vegetables	10,249	7,088	2,926	55,964	853	14,600	5,928	2,852
Lettuce	-	-	-	-	-	-	-	-
Head cabbage	131	5	*	1,949	3	257	*	*
Ethiopian cabbage	599	300	-	50,096	300	-	-	-
Tomatoes	1	*	-	25	*	-	-	-
Green peppers	74	2	*	838	1	*	*	*
Red peppers	9,444	6,781	2,921	3,800	549	14,258	5,926	2,848
Swiss chard	-	-	-	-	-	-	-	-
Root crops	4,359	1,111	191	35,524	851	7,445	257	183
Beetroot	34	11	*	4,159	6	441	4	*
Carrot	10	8	*	2,668	5	319	*	*
Onion	413	151	-	15,121	151	-	-	-
Potatoes	3,060	815	174	18,071	564	6,968	250	171
Garlic	770	119	*	9,922	118	*	*	*
Taro 'Godere'	2	2	-	806	2	-	-	-
Sweet potatoes	70	6	*	68	*	*	*	*
Other Temporary	94	19	-	2,213	19	-	-	-
Permanent crops	17,173	7,274	-	69,447	7,274	-	-	-
Avocado	-	-	-	-	-	-	-	-
Bananas	22	*	*	*	*	-	-	-
Guava	*	-	-	-	-	-	-	-
Lemons	-	-	-	-	-	-	-	-
Mangoes	*	*	*	*	*	-	-	-
Oranges	107	-	-	-	-	-	-	-
Papayas	183	*	*	*	*	-	-	-
Pineapples	-	-	-	-	-	-	-	-
Chat	2,830	*	*	*	*	-	-	-
Coffee	3,098	*	*	*	*	-	-	-
Hops / 'Gescho'	35	3	-	1,438	3	-	-	-
Enset	10,862	7,253	-	67,954	7,253	-	-	-
Sugar cane	17	17	-	1,528	17	-	-	-
Other permanent	19	-	-	-	-	-	-	-

(Table 1.4.11 cont'd.)

Bale

Crop type	UREA			UREA + DAP			INDIGENOUS SEED		
	Holder	Hectare	Quintal	Holder	Hectare	Quintal	Holder	Hectare	Quintal
All	17,038	6,597	4,240	2,315	564	246	323,916	414,431	528,080
Cereals	17,038	6,593	4,237	1,566	248	164	292,469	306,783	471,378
Teff	*	*	*	-	-	-	46,953	18,658	11,374
Barley	10,798	2,785	1,465	*	*	*	198,314	130,965	194,127
Wheat	9,074	3,347	2,649	-	-	-	164,422	118,610	232,134
Maize	4,936	459	122	821	200	142	131,232	23,461	13,160
Sorghum	-	-	-	-	-	-	1,022	146	9
Finger millet	-	-	-	-	-	-	719	4	-
Oats / 'Aja'	*	*	*	-	-	-	56,069	14,939	20,575
Rice	-	-	-	-	-	-	-	-	-
Pulses	*	*	*	*	*	*	98,568	29,430	29,412
Horse / Faba beans	-	-	-	-	-	-	63,537	10,008	10,845
Field Peas	-	-	-	-	-	-	34,706	11,960	12,333
Haricot beans	*	*	*	*	*	*	3,079	125	31
Chick peas	-	-	-	-	-	-	2,551	252	24
Lentils	-	-	-	-	-	-	14,224	709	378
Vetch / Grass peas	-	-	-	-	-	-	13,297	6,198	5,675
Soya beans	-	-	-	-	-	-	-	-	-
Fenugreek	-	-	-	-	-	-	6,687	178	126
Gibto	-	-	-	-	-	-	-	-	-
Oilseeds	*	*	*	*	*	*	89,128	46,609	27,289
Neug	-	-	-	-	-	-	2,350	624	326
Linseed	*	*	*	*	*	*	85,532	45,961	26,959
Groundnuts	*	*	*	-	-	-	-	-	-
Safflower	-	-	-	-	-	-	719	13	1
Sesame	-	-	-	-	-	-	*	*	*
Rapeseed	-	-	-	-	-	-	1,438	11	3
Vegetables	*	*	*	780	306	74	110,734	10,242	-
Lettuce	-	-	-	-	-	-	-	-	-
Head cabbage	*	*	*	*	*	*	3,886	127	-
Ethiopian cabbage	-	-	-	-	-	-	74,344	598	-
Tomatoes	-	-	-	-	-	-	116	1	-
Green peppers	*	*	*	-	-	-	4,028	72	-
Red peppers	*	*	*	731	306	73	31,020	9,444	-
Swiss chard	-	-	-	-	-	-	-	-	-
Root crops	*	*	*	*	*	*	83,322	4,338	-
Beetroot	*	*	*	*	*	*	6,798	22	-
Carrot	*	*	*	-	-	-	2,980	6	-
Onion	-	-	-	-	-	-	26,799	413	-
Potatoes	-	-	-	*	*	*	46,288	3,056	-
Garlic	-	-	-	-	-	-	25,872	770	-
Taro 'Godere'	-	-	-	-	-	-	806	2	-
Sweet potatoes	*	*	*	-	-	-	618	69	-
Other Temporary	-	-	-	-	-	-	8,554	91	-
Permanent crops							96,105	16,937	
Avocado							-	-	
Bananas							1,686	22	
Guava							719	*	
Lemons							-	-	
Mangoes							*	*	
Oranges							3,228	107	
Papayas							5,894	183	
Pineapples							-	-	
Chat							12,729	2,749	
Coffee							14,234	3,098	
Hops / 'Gesho'							5,764	35	
Enset							75,009	10,709	
Sugar cane							1,570	17	
Other permanent							719	19	

(Table 1.4.11 Cont'd.)

Bale

Crop type	IMPROVED SEED			PESTICIDE		IRRIGATION		EXTENSION PACKAGE	
	Holder	Hectare	Quintal	Holder	Hectare	Holder	Hectare	Holder	Hectare
All	16,881	5,677	8,467	143,852	133,374	2,078	673	150,271	135,797
Cereals	13,001	5,080	8,283	142,321	133,212	1,909	546	145,746	133,615
Teff	-	-	-	22,989	8,865	*	*	12,255	4,604
Barley	719	49	36	71,880	31,038	*	*	87,061	41,591
Wheat	4,256	4,425	8,057	113,382	89,872	*	*	103,162	81,229
Maize	8,764	582	175	2,337	191	1,889	530	18,447	2,294
Sorghum	-	-	-	-	-	*	*	*	*
Finger millet	-	-	-	-	-	-	-	-	-
Oats / 'Aja'	719	23	14	14,916	3,245	-	-	17,187	3,897
Rice	-	-	-	-	-	-	-	-	-
Pulses	1,438	195	163	731	84	284	4	3,099	221
Horse / Faba beans	719	29	79	-	-	-	-	2,157	197
Field Peas	1,438	133	76	731	84	-	-	-	-
Haricot beans	-	-	-	-	-	222	*	223	3
Chick peas	-	-	-	-	-	-	-	-	-
Lentils	719	33	7	-	-	-	-	719	21
Vetch / Grass peas	-	-	-	-	-	-	-	-	-
Soya beans	-	-	-	-	-	-	-	-	-
Fenugreek	-	-	-	-	-	*	*	-	-
Gibto	-	-	-	-	-	-	-	-	-
Oilseeds	1,471	227	22	-	-	*	*	1,541	376
Neug	-	-	-	-	-	-	-	-	-
Linseed	1,464	227	22	-	-	*	*	1,533	376
Groundnuts	*	*	*	-	-	-	-	*	*
Safflower	-	-	-	-	-	-	-	-	-
Sesame	-	-	-	-	-	-	-	-	-
Rapeseed	-	-	-	-	-	-	-	-	-
Vegetables	847	6	-	-	-	1,362	16	5,283	1,274
Lettuce	-	-	-	-	-	-	-	-	-
Head cabbage	797	4	-	-	-	980	6	1,016	6
Ethiopian cabbage	-	-	-	-	-	-	-	-	-
Tomatoes	-	-	-	-	-	90	1	*	*
Green peppers	*	*	-	-	-	969	*	869	*
Red peppers	-	-	-	-	-	*	*	4,023	1,260
Swiss chard	-	-	-	-	-	-	-	-	-
Root crops	970	16	-	-	-	1,832	97	8,265	288
Beetroot	845	11	-	-	-	1,271	17	1,211	16
Carrot	407	*	-	-	-	680	4	563	*
Onion	*	*	-	-	-	384	*	*	*
Potatoes	*	*	-	-	-	770	22	7,531	266
Garlic	-	-	-	-	-	*	*	*	*
Taro 'Godere'	-	-	-	-	-	-	-	-	-
Sweet potatoes	*	*	-	-	-	413	51	*	*
Other Temporary	-	-	-	-	-	*	*	-	-
Permanent crops				1,529	78	138	2	2,373	22
Avocado				-	-	-	-	-	-
Bananas				-	-	*	*	-	-
Guava				-	-	-	-	-	-
Lemons				-	-	-	-	-	-
Mangoes				-	-	*	*	-	-
Oranges				-	-	-	-	-	-
Papayas				-	-	27	*	-	-
Pineapples				-	-	-	-	-	-
Chat				-	-	*	*	*	*
Coffee	-	-	-	-	-	-	-	-	-
Hops / 'Gescho'				-	-	-	-	-	-
Enset				1,529	78	-	-	-	-
Sugar cane				-	-	45	*	-	-
Other permanent				-	-	-	-	-	-

Table1.4.12 Number of Holders, Inputs Applied Area and Quantity of Inputs used

Borena

Crop type	All Crop Area	All Fertilizers		Natural		DAP		
		Hectare	Quintal	Holder	Hectare	Holder	Hectare	Quintal
All	59,048	17,652	2,628	61,405	14,102	7,613	2,831	2,102
Cereals	23,428	8,740	2,333	32,105	*	7,223	2,320	1,819
Teff	4,186	*	*	*	*	*	*	*
Barley	*	*	-	*	*	-	-	-
Wheat	701	*	-	*	*	-	-	-
Maize	13,427	5,282	2,167	*	*	6,650	2,039	1,668
Sorghum	*	*	*	*	*	*	*	*
Finger millet	-	-	-	-	-	-	-	-
Oats / 'Aja'	-	-	-	-	-	-	-	-
Rice	-	-	-	-	-	-	-	-
Pulses	9,575	780	-	18,146	780	-	-	-
Horse / Faba beans	282	*	-	*	*	-	-	-
Field Peas	*	*	-	*	*	-	-	-
Haricot beans	9,088	727	-	14,565	727	-	-	-
Chick peas	*	-	-	-	-	-	-	-
Lentils	*	-	-	-	-	-	-	-
Vetch / Grass peas	-	-	-	-	-	-	-	-
Soya beans	*	-	-	-	-	-	-	-
Fenugreek	-	-	-	-	-	-	-	-
Gibto	-	-	-	-	-	-	-	-
Oilseeds	*	*	-	*	*	-	-	-
Neug	-	-	-	-	-	-	-	-
Linseed	*	*	-	*	*	-	-	-
Groundnuts	-	-	-	-	-	-	-	-
Safflower	*	*	-	*	*	-	-	-
Sesame	-	-	-	-	-	-	-	-
Rapeseed	*	*	-	*	*	-	-	-
Vegetables	701	370	*	32,636	370	*	*	*
Lettuce	-	-	-	-	-	-	-	-
Head cabbage	-	-	-	-	-	-	-	-
Ethiopian cabbage	626	325	*	31,273	325	*	*	*
Tomatoes	3	*	-	*	*	-	-	-
Green peppers	73	*	-	4,052	*	-	-	-
Red peppers	*	*	-	*	*	-	-	-
Swiss chard	-	-	-	-	-	-	-	-
Root crops	*	*	*	9,092	62	*	*	*
Beetroot	*	*	-	*	*	-	-	-
Carrot	-	-	-	-	-	-	-	-
Onion	*	-	-	-	-	-	-	-
Potatoes	*	*	*	*	*	*	*	*
Garlic	*	*	-	*	*	-	-	-
Taro 'Godere'	*	*	-	*	*	-	-	-
Sweet potatoes	*	*	*	2,967	*	*	*	*
Other Temporary	370	*	-	6,925	*	-	-	-
Permanent crops	23,993	7,093	-	51,108	6,950	-	-	-
Avocado	100	*	-	5,141	*	-	-	-
Bananas	725	*	-	10,295	*	-	-	-
Guava	*	*	-	*	*	-	-	-
Lemons	-	-	-	-	-	-	-	-
Mangoes	*	-	-	-	-	-	-	-
Oranges	*	*	-	*	*	-	-	-
Papayas	*	*	-	*	*	-	-	-
Pineapples	*	*	-	*	*	-	-	-
Chat	1,233	*	-	*	*	-	-	-
Coffee	10,553	1,842	-	23,211	1,765	-	-	-
Hops / 'Gescho'	29	*	-	*	*	-	-	-
Enset	10,519	*	-	43,506	*	-	-	-
Sugar cane	634	*	-	4,359	*	-	-	-
Other permanent	77	*	-	*	*	-	-	-

(Table 1.4.12 cont'd.)

Borena

Crop type	UREA			UREA + DAP			INDIGENOUS SEED		
	Holder	Hectare	Quintal	Holder	Hectare	Quintal	Holder	Hectare	Quintal
All	*	*	*	*	*	*	122,421	55,659	16,079
Cereals	*	*	*	*	*	*	84,964	21,079	11,727
Teff	*	*	*	-	-	-	18,721	4,186	1,398
Barley	-	-	-	-	-	-	28,890	*	*
Wheat	-	-	-	-	-	-	7,665	701	643
Maize	*	*	*	*	*	*	71,518	11,168	3,974
Sorghum	-	-	-	-	-	-	3,966	*	*
Finger millet	-	-	-	-	-	-	-	-	-
Oats / 'Aja'	-	-	-	-	-	-	-	-	-
Rice	-	-	-	-	-	-	-	-	-
Pulses	-	-	-	-	-	-	66,913	9,567	4,170
Horse / Faba beans	-	-	-	-	-	-	7,105	282	239
Field Peas	-	-	-	-	-	-	*	*	*
Haricot beans	-	-	-	-	-	-	60,781	9,080	3,839
Chick peas	-	-	-	-	-	-	*	*	*
Lentils	-	-	-	-	-	-	*	*	*
Vetch / Grass peas	-	-	-	-	-	-	-	-	-
Soya beans	-	-	-	-	-	-	*	*	-
Fenugreek	-	-	-	-	-	-	-	-	-
Gibto	-	-	-	-	-	-	-	-	-
Oilseeds	-	-	-	-	-	-	2,253	*	*
Neug	-	-	-	-	-	-	-	-	-
Linseed	-	-	-	-	-	-	*	*	*
Groundnuts	-	-	-	-	-	-	-	-	-
Safflower	-	-	-	-	-	-	*	*	*
Sesame	-	-	-	-	-	-	-	-	-
Rapeseed	-	-	-	-	-	-	765	*	*
Vegetables	-	-	-	-	-	-	48,582	695	-
Lettuce	-	-	-	-	-	-	-	-	-
Head cabbage	-	-	-	-	-	-	-	-	-
Ethiopian cabbage	-	-	-	-	-	-	45,410	619	-
Tomatoes	-	-	-	-	-	-	1,513	3	-
Green peppers	-	-	-	-	-	-	8,458	73	-
Red peppers	-	-	-	-	-	-	*	*	-
Swiss chard	-	-	-	-	-	-	-	-	-
Root crops	-	-	-	*	*	*	25,643	*	-
Beetroot	-	-	-	-	-	-	*	*	-
Carrot	-	-	-	-	-	-	-	-	-
Onion	-	-	-	-	-	-	*	*	-
Potatoes	-	-	-	-	-	-	*	*	-
Garlic	-	-	-	-	-	-	*	*	-
Taro 'Godere'	-	-	-	-	-	-	4,078	*	-
Sweet potatoes	-	-	-	*	*	*	18,815	*	-
Other Temporary	-	-	-	-	-	-	15,636	369	-
Permanent crops	-	-	-	-	-	-	88,677	22,976	-
Avocado	-	-	-	-	-	-	11,691	100	-
Bananas	-	-	-	-	-	-	25,949	693	-
Guava	-	-	-	-	-	-	*	*	-
Lemons	-	-	-	-	-	-	-	-	-
Mangoes	-	-	-	-	-	-	*	*	-
Oranges	-	-	-	-	-	-	1,484	*	-
Papayas	-	-	-	-	-	-	3,271	*	-
Pineapples	-	-	-	-	-	-	*	*	-
Chat	-	-	-	-	-	-	13,493	1,233	-
Coffee	-	-	-	-	-	-	56,839	9,634	-
Hops / 'Geshe'	-	-	-	-	-	-	5,328	29	-
Enset	-	-	-	-	-	-	74,870	10,461	-
Sugar cane	-	-	-	-	-	-	14,343	633	-
Other permanent	-	-	-	-	-	-	7,155	76	-

(Table 1.4.12 Cont'd.)

Borena

Crop type	IMPROVED SEED			PESTICIDE		IRRIGATION		EXTENSION PACKAGE	
	Holder	Hectare	Quintal	Holder	Hectare	Holder	Hectare	Holder	Hectare
All	15,503	3,112	595	*	*	750	*	8,118	2,815
Cereals	7,128	2,237	595	*	*	-	-	7,928	2,498
Teff	-	-	-	*	*	-	-	*	*
Barley	-	-	-	-	-	-	-	-	-
Wheat	-	-	-	-	-	-	-	-	-
Maize	7,128	2,237	595	*	*	-	-	7,718	2,158
Sorghum	-	-	-	-	-	-	-	-	-
Finger millet	-	-	-	-	-	-	-	-	-
Oats / 'Aja'	-	-	-	-	-	-	-	-	-
Rice	-	-	-	-	-	-	-	-	-
Pulses	*	*	-	*	*	-	-	-	-
Horse / Faba beans	-	-	-	-	-	-	-	-	-
Field Peas	-	-	-	-	-	-	-	-	-
Haricot beans	*	*	-	*	*	-	-	-	-
Chick peas	-	-	-	-	-	-	-	-	-
Lentils	-	-	-	-	-	-	-	-	-
Vetch / Grass peas	-	-	-	-	-	-	-	-	-
Soya beans	-	-	-	-	-	-	-	-	-
Fenugreek	-	-	-	-	-	-	-	-	-
Gibto	-	-	-	-	-	-	-	-	-
Oilseeds	-	-	-	-	-	-	-	-	-
Neug	-	-	-	-	-	-	-	-	-
Linseed	-	-	-	-	-	-	-	-	-
Groundnuts	-	-	-	-	-	-	-	-	-
Safflower	-	-	-	-	-	-	-	-	-
Sesame	-	-	-	-	-	-	-	-	-
Rapeseed	-	-	-	-	-	-	-	-	-
Vegetables	*	*	-	*	*	*	*	*	*
Lettuce	-	-	-	-	-	-	-	-	-
Head cabbage	-	-	-	-	-	-	-	-	-
Ethiopian cabbage	*	*	-	*	*	*	*	*	*
Tomatoes	-	-	-	-	-	-	-	-	-
Green peppers	-	-	-	-	-	-	-	-	-
Red peppers	-	-	-	-	-	-	-	-	-
Swiss chard	-	-	-	-	-	-	-	-	-
Root crops	-	-	-	-	-	-	-	*	*
Beetroot	-	-	-	-	-	-	-	-	-
Carrot	-	-	-	-	-	-	-	-	-
Onion	-	-	-	-	-	-	-	-	-
Potatoes	-	-	-	-	-	-	-	-	-
Garlic	-	-	-	-	-	-	-	-	-
Taro 'Godere'	-	-	-	-	-	-	-	-	-
Sweet potatoes	-	-	-	-	-	-	-	*	*
Other Temporary	-	-	-	-	-	-	-	-	-
Permanent crops	-	-	-	*	*	750	*	*	*
Avocado	-	-	-	-	-	*	*	-	-
Bananas	-	-	-	-	-	-	-	*	*
Guava	-	-	-	-	-	-	-	-	-
Lemons	-	-	-	-	-	-	-	-	-
Mangoes	-	-	-	-	-	-	-	-	-
Oranges	-	-	-	-	-	-	-	-	-
Papayas	-	-	-	-	-	-	-	-	-
Pineapples	-	-	-	-	-	-	-	-	-
Chat	-	-	-	-	-	-	-	*	*
Coffee	8,653	*	-	*	*	*	*	*	*
Hops / 'Gesho'	-	-	-	-	-	-	-	-	-
Enset	-	-	-	-	-	750	*	-	-
Sugar cane	-	-	-	-	-	*	*	*	*
Other permanent	-	-	-	*	*	-	-	-	-

Table1.4.13. Number of Holders, Inputs Applied Area and Quantity of Inputs used

South West Shewa

Crop type	All	All Fertilizers		Natural		DAP		
	Crop Area	Hectare	Quintal	Holder	Hectare	Holder	Hectare	Quintal
All	307,243	194,075	253,115	143,434	22,421	38,704	16,397	15,798
Cereals	217,772	174,376	242,006	83,355	12,039	33,487	13,435	12,797
Teff	125,652	103,364	134,957	8,289	2,554	13,790	*	5,390
Barley	9,104	7,602	8,677	6,870	523	11,016	2,639	3,256
Wheat	53,834	48,027	89,005	8,141	858	14,102	2,484	3,343
Maize	21,824	14,446	9,107	68,274	7,387	4,075	645	785
Sorghum	7,189	837	*	7,353	717	*	*	*
Finger millet	*	*	*	*	*	*	-	-
Oats / 'Aja'	124	54	85	-	-	*	*	*
Rice	-	-	-	-	-	-	-	-
Pulses	53,647	6,407	4,785	20,732	1,703	10,419	2,669	2,616
Horse / Faba beans	7,699	3,027	1,890	16,403	1,323	6,753	1,022	1,061
Field Peas	3,272	1,807	1,949	831	*	4,827	1,130	1,260
Haricot beans	*	87	*	*	*	-	-	-
Chick peas	25,607	*	*	1,549	*	*	*	*
Lentils	3,551	328	221	*	*	1,329	*	*
Vetch / Grass peas	11,486	90	*	*	*	-	-	-
Soya beans	-	-	-	-	-	-	-	-
Fenugreek	179	*	*	*	*	*	*	*
Gibto	-	-	-	-	-	-	-	-
Oilseeds	10,575	577	*	4,278	128	*	*	*
Neug	6,568	*	*	*	*	-	-	-
Linseed	3,784	*	*	-	-	*	*	*
Groundnuts	-	-	-	-	-	-	-	-
Safflower	*	*	*	-	-	-	-	-
Sesame	*	-	-	-	-	-	-	-
Rapeseed	207	135	*	3,574	102	-	-	-
Vegetables	*	*	*	74,920	473	*	*	*
Lettuce	*	*	-	*	*	-	-	-
Head cabbage	*	*	-	5,278	*	-	-	-
Ethiopian cabbage	363	312	*	58,427	311	*	*	*
Tomatoes	*	*	-	*	*	-	-	-
Green peppers	178	121	*	32,551	118	-	-	-
Red peppers	*	*	*	*	*	*	*	*
Swiss chard	*	*	-	2,063	*	-	-	-
Root crops	1,355	453	348	39,306	237	*	*	*
Beetroot	18	12	*	8,242	11	-	-	-
Carrot	*	*	-	1,325	*	-	-	-
Onion	*	179	*	4,463	*	*	*	*
Potatoes	*	*	*	5,537	*	*	*	*
Garlic	173	147	*	26,901	140	-	-	-
Taro 'Godere'	*	*	-	*	*	-	-	-
Sweet potatoes	*	*	-	*	*	-	-	-
Other Temporary	*	76	*	13,489	68	-	-	-
Permanent crops	12,627	7,788		98,234	7,773			
Avocado	*	*		*	*			
Bananas	*	*		10,433	*			
Guava	*	-		-	-			
Lemons	*	*		*	*			
Mangoes	*	*		*	*			
Oranges	*	*		*	*			
Papayas	*	*		*	*			
Pineapples	-	-		-	-			
Chat	1,861	979		21,916	974			
Coffee	*	*		14,661	*			
Hops / 'Geshe'	470	332		27,609	328			
Enset	6,222	5,845		81,707	5,845			
Sugar cane	*	33		8,473	33			
Other permanent	*	*		*	*			

(Table 1.4.13 cont'd.)

South West Shewa

[illegible]

(Table 1.4.13 Cont'd.)

South West Shewa

Crop type	IMPROVED SEED			PESTICIDE		IRRIGATION		EXTENSION PACKAGE	
	Holder	Hectare	Quintal	Holder	Hectare	Holder	Hectare	Holder	Hectare
All	41,779	15,086	16,656	158,130	142,224	24,909	1,440	71,900	43,141
Cereals	36,839	14,292	15,538	148,005	133,232	2,211	*	69,711	42,300
Teff	6,156	2,933	1,633	120,314	83,600	*	*	29,561	17,236
Barley	*	*	*	20,662	3,962	*	*	4,432	*
Wheat	17,157	5,762	11,455	99,283	41,814	*	*	39,213	18,209
Maize	15,532	5,286	1,707	8,920	*	*	*	17,327	5,756
Sorghum	-	-	-	2,330	413	-	-	*	*
Finger millet	-	-	-	*	*	-	-	-	-
Oats / 'Aja'	-	-	-	*	*	-	-	-	-
Rice	-	-	-	-	-	-	-	-	-
Pulses	2,175	725	*	7,496	1,913	*	*	*	*
Horse / Faba beans	-	-	-	2,401	*	-	-	-	-
Field Peas	*	*	*	*	*	-	-	*	*
Haricot beans	-	-	-	-	-	-	-	-	-
Chick peas	*	*	*	3,040	1,216	*	*	*	*
Lentils	*	*	*	*	*	-	-	*	*
Vetch / Grass peas	*	*	*	*	*	*	*	*	*
Soya beans	-	-	-	-	-	-	-	-	-
Fenugreek	-	-	-	-	-	-	-	-	-
Gibto	-	-	-	-	-	-	-	-	-
Oilseeds	-	-	-	6,680	1,356	*	*	*	*
Neug	-	-	-	*	*	*	*	-	-
Linseed	-	-	-	6,439	1,221	-	-	-	-
Groundnuts	-	-	-	-	-	-	-	-	-
Safflower	-	-	-	-	-	-	-	-	-
Sesame	-	-	-	-	-	-	-	-	-
Rapeseed	-	-	-	-	-	-	-	*	*
Vegetables	*	*	-	1,032	*	12,819	106	*	*
Lettuce	-	-	-	-	-	*	*	-	-
Head cabbage	-	-	-	-	-	*	*	-	-
Ethiopian cabbage	-	-	-	*	*	4,660	18	-	-
Tomatoes	-	-	-	-	-	*	*	-	-
Green peppers	-	-	-	*	*	9,462	34	*	*
Red peppers	-	-	-	*	*	-	-	-	-
Swiss chard	*	*	-	-	-	*	*	-	-
Root crops	*	*	-	*	*	13,669	*	*	*
Beetroot	*	*	-	-	-	3,366	*	*	*
Carrot	*	*	-	-	-	*	*	*	*
Onion	-	-	-	*	*	5,842	*	*	*
Potatoes	-	-	-	-	-	*	*	*	*
Garlic	-	-	-	*	*	5,141	21	-	-
Taro 'Godere'	-	-	-	-	-	-	-	-	-
Sweet potatoes	-	-	-	-	-	-	-	-	-
Other Temporary	-	-	-	*	*	*	*	*	*
Permanent crops				3,490	277	11,269	*	*	*
Avocado				-	-	*	*	*	*
Bananas				-	-	*	*	-	-
Guava				-	-	*	*	-	-
Lemons				-	-	-	-	-	-
Mangoes				-	-	*	*	*	*
Oranges				-	-	-	-	-	-
Papayas				-	-	*	*	-	-
Pineapples				-	-	-	-	-	-
Chat				*	*	*	*	*	*
Coffee	*	*	-	-	-	*	*	*	*
Hops / 'Geshe'				*	*	5,900	*	*	*
Enset				1,703	*	*	*	*	*
Sugar cane				-	-	2,669	*	*	*
Other permanent				-	-	-	-	-	-

Table1.4.14 Number of Holders, Inputs Applied Area and Quantity of Inputs used

Guji

Crop type	All Crop Area	All Fertilizers		Natural		DAP		
		Hectare	Quintal	Holder	Hectare	Holder	Hectare	Quintal
All	120,426	30,274	11,049	85,439	17,036	22,948	11,721	10,165
Cereals	74,753	21,952	10,206	34,174	8,943	22,948	11,491	9,322
Teff	14,131	*	*	*	*	*	*	*
Barley	26,349	12,361	3,355	17,697	6,427	*	*	*
Wheat	13,615	3,348	2,511	4,577	*	6,303	2,585	2,500
Maize	20,627	5,486	3,942	18,650	1,596	9,477	3,824	3,838
Sorghum	*	-	-	-	-	-	-	-
Finger millet	-	-	-	-	-	-	-	-
Oats / 'Aja'	-	-	-	-	-	-	-	-
Rice	-	-	-	-	-	-	-	-
Pulses	9,001	1,600	*	20,682	1,529	*	*	*
Horse / Faba beans	3,039	919	*	15,487	905	*	*	*
Field Peas	4,544	549	*	5,970	*	*	*	*
Haricot beans	1,314	*	-	3,069	*	-	-	-
Chick peas	*	*	-	*	*	-	-	-
Lentils	*	-	-	-	-	-	-	-
Vetch / Grass peas	-	-	-	-	-	-	-	-
Soya beans	-	-	-	-	-	-	-	-
Fenugreek	*	-	-	-	-	-	-	-
Gibto	-	-	-	-	-	-	-	-
Oilseeds	*	-	-	-	-	-	-	-
Neug	-	-	-	-	-	-	-	-
Linseed	*	-	-	-	-	-	-	-
Groundnuts	-	-	-	-	-	-	-	-
Safflower	-	-	-	-	-	-	-	-
Sesame	-	-	-	-	-	-	-	-
Rapeseed	*	-	-	-	-	-	-	-
Vegetables	1,704	920	*	60,441	918	*	*	*
Lettuce	*	-	-	-	-	-	-	-
Head cabbage	*	*	-	*	*	-	-	-
Ethiopian cabbage	1,582	907	*	59,930	905	*	*	*
Tomatoes	*	*	-	*	*	-	-	-
Green peppers	107	*	-	*	*	-	-	-
Red peppers	*	-	-	-	-	-	-	-
Swiss chard	-	-	-	-	-	-	-	-
Root crops	522	*	-	*	*	-	-	-
Beetroot	6	*	-	*	*	-	-	-
Carrot	*	-	-	-	-	-	-	-
Onion	*	-	-	-	-	-	-	-
Potatoes	193	*	-	*	*	-	-	-
Garlic	*	*	-	*	*	-	-	-
Taro 'Godere'	-	-	-	-	-	-	-	-
Sweet potatoes	274	*	-	*	*	-	-	-
Other Temporary	249	171	-	16,895	171	-	-	-
Permanent crops	34,162	5,574	-	58,672	5,417	-	-	-
Avocado	124	*	-	*	*	-	-	-
Bananas	803	*	-	*	*	-	-	-
Guava	*	-	-	-	-	-	-	-
Lemons	*	-	-	-	-	-	-	-
Mangoes	-	-	-	-	-	-	-	-
Oranges	*	-	-	-	-	-	-	-
Papayas	*	-	-	-	-	-	-	-
Pineapples	-	-	-	-	-	-	-	-
Chat	*	*	-	*	*	-	-	-
Coffee	10,517	*	-	6,855	*	-	-	-
Hops / 'Gescho'	*	*	-	*	*	-	-	-
Enset	21,665	4,920	-	54,413	4,775	-	-	-
Sugar cane	643	*	-	*	*	-	-	-
Other permanent	*	*	-	*	*	-	-	-

(Table 1.4.14 cont'd.)

Guji

Crop type	UREA			UREA + DAP			INDIGENOUS SEED		
	Holder	Hectare	Quintal	Holder	Hectare	Quintal	Holder	Hectare	Quintal
All	*	*	*	*	*	*	187,791	113,338	62,794
Cereals	*	*	*	*	*	*	158,837	70,239	55,601
Teff	-	-	-	-	-	-	41,004	13,990	5,315
Barley	*	*	*	*	*	*	82,682	26,349	27,387
Wheat	*	*	*	-	-	-	42,612	13,215	16,070
Maize	*	*	*	*	*	*	96,223	16,655	6,822
Sorghum	-	-	-	-	-	-	*	*	*
Finger millet	-	-	-	-	-	-	-	-	-
Oats / 'Aja'	-	-	-	-	-	-	-	-	-
Rice	-	-	-	-	-	-	-	-	-
Pulses	-	-	-	-	-	-	66,482	8,967	7,183
Horse / Faba beans	-	-	-	-	-	-	38,676	3,026	3,027
Field Peas	-	-	-	-	-	-	25,396	4,544	3,300
Haricot beans	-	-	-	-	-	-	20,986	1,293	*
Chick peas	-	-	-	-	-	-	*	*	*
Lentils	-	-	-	-	-	-	*	*	*
Vetch / Grass peas	-	-	-	-	-	-	-	-	-
Soya beans	-	-	-	-	-	-	-	-	-
Fenugreek	-	-	-	-	-	-	*	*	*
Gibto	-	-	-	-	-	-	-	-	-
Oilseeds	-	-	-	-	-	-	*	*	*
Neug	-	-	-	-	-	-	-	-	-
Linseed	-	-	-	-	-	-	*	*	*
Groundnuts	-	-	-	-	-	-	-	-	-
Safflower	-	-	-	-	-	-	-	-	-
Sesame	-	-	-	-	-	-	-	-	-
Rapeseed	-	-	-	-	-	-	*	*	*
Vegetables	-	-	-	-	-	-	97,986	1,620	-
Lettuce	-	-	-	-	-	-	*	*	-
Head cabbage	-	-	-	-	-	-	*	*	-
Ethiopian cabbage	-	-	-	-	-	-	96,179	1,500	-
Tomatoes	-	-	-	-	-	-	*	*	-
Green peppers	-	-	-	-	-	-	6,311	106	-
Red peppers	-	-	-	-	-	-	*	*	-
Swiss chard	-	-	-	-	-	-	-	-	-
Root crops	-	-	-	-	-	-	19,113	517	-
Beetroot	-	-	-	-	-	-	1,459	6	-
Carrot	-	-	-	-	-	-	*	*	-
Onion	-	-	-	-	-	-	1,189	*	-
Potatoes	-	-	-	-	-	-	5,293	193	-
Garlic	-	-	-	-	-	-	1,144	*	-
Taro 'Godere'	-	-	-	-	-	-	-	-	-
Sweet potatoes	-	-	-	-	-	-	11,936	270	-
Other Temporary	-	-	-	-	-	-	22,945	246	-
Permanent crops							137,782	31,714	
Avocado							6,761	123	
Bananas							21,115	757	
Guava							*	*	
Lemons							*	*	
Mangoes							-	-	
Oranges							*	*	
Papayas							1,938	*	
Pineapples							-	-	
Chat							4,286	*	
Coffee							50,798	10,044	
Hops / 'Geshe'							1,779	*	
Enset							129,147	19,874	
Sugar cane							13,151	553	
Other permanent							4,275	87	

(Table 1.4.14 Cont'd.)

Guj

	IMPROVED SEED			PESTICIDE		IRRIGATION		EXTENSION PACKAGE	
Crop type	Holder	Hectare	Quintal	Holder	Hectare	Holder	Hectare	Holder	Hectare
All	13,061	4,685	1,972	2,962	847	*	*	9,066	4,531
Cereals	10,275	4,318	1,972	1,877	830	-	-	9,066	4,455
Teff	*	*	-	1,191	*	-	-	-	-
Barley	-	-	-	*	*	-	-	*	*
Wheat	*	*	*	*	*	-	-	*	*
Maize	9,592	3,918	1,143	*	*	-	-	*	*
Sorghum	-	-	-	-	-	-	-	-	-
Finger millet	-	-	-	-	-	-	-	-	-
Oats / ‘Aja’	-	-	-	-	-	-	-	-	-
Rice	-	-	-	-	-	-	-	-	-
Pulses	-	-	-	*	*	-	-	*	*
Horse / Faba beans	-	-	-	*	*	-	-	-	-
Field Peas	-	-	-	-	-	-	-	*	*
Haricot beans	-	-	-	*	*	-	-	-	-
Chick peas	-	-	-	-	-	-	-	-	-
Lentils	-	-	-	-	-	-	-	-	-
Vetch / Grass peas	-	-	-	-	-	-	-	-	-
Soya beans	-	-	-	-	-	-	-	-	-
Fenugreek	-	-	-	-	-	-	-	-	-
Gibto	-	-	-	-	-	-	-	-	-
Oilseeds	-	-	-	-	-	-	-	-	-
Neug	-	-	-	-	-	-	-	-	-
Linseed	-	-	-	-	-	-	-	-	-
Groundnuts	-	-	-	-	-	-	-	-	-
Safflower	-	-	-	-	-	-	-	-	-
Sesame	-	-	-	-	-	-	-	-	-
Rapeseed	-	-	-	-	-	-	-	-	-
Vegetables	*	*	-	*	*	-	-	-	-
Lettuce	-	-	-	-	-	-	-	-	-
Head cabbage	-	-	-	-	-	-	-	-	-
Ethiopian cabbage	*	*	-	*	*	-	-	-	-
Tomatoes	-	-	-	-	-	-	-	-	-
Green peppers	-	-	-	-	-	-	-	-	-
Red peppers	-	-	-	-	-	-	-	-	-
Swiss chard	-	-	-	-	-	-	-	-	-
Root crops	-	-	-	*	*	-	-	-	-
Beetroot	-	-	-	-	-	-	-	-	-
Carrot	-	-	-	-	-	-	-	-	-
Onion	-	-	-	-	-	-	-	-	-
Potatoes	-	-	-	-	-	-	-	-	-
Garlic	-	-	-	-	-	-	-	-	-
Taro ‘Godere’	-	-	-	-	-	-	-	-	-
Sweet potatoes	-	-	-	*	*	-	-	-	-
Other Temporary	*	*	-	*	*	-	-	-	-
Permanent crops				*	*	*	*	*	*
Avocado				-	-	-	-	-	-
Bananas				-	-	*	*	-	-
Guava				-	-	-	-	-	-
Lemons				-	-	-	-	-	-
Mangoes				-	-	-	-	-	-
Oranges				-	-	-	-	-	-
Papayas				-	-	-	-	-	-
Pineapples				-	-	-	-	-	-
Chat				*	*	-	-	*	*
Coffee	*	*	-	-	-	-	-	-	-
Hops / ‘Gesho’				-	-	-	-	-	-
Enset				-	-	*	*	-	-
Sugar cane						*	*	-	-
Other permanent				-	-	-	-	-	-

Table1.5. Number of Holders, Inputs Applied Area and Quantity of Inputs used

Somalie Region

Crop type	All Crop Area	All Fertilizers		Natural		DAP		
		Hectare	Quintal	Holder	Hectare	Holder	Hectare	Quintal
All	76,354	2,202	*	7,449	*	*	*	*
Cereals	65,915	1,640	*	*	*	-	-	-
Teff	*	*	-	*	*	-	-	-
Barley	2,532	*	-	*	*	-	-	-
Wheat	9,672	*	*	*	*	-	-	-
Maize	22,965	*	-	*	*	-	-	-
Sorghum	30,475	*	-	*	*	-	-	-
Finger millet	-	-	-	-	-	-	-	-
Oats / 'Aja'	*	*	-	*	*	-	-	-
Rice	*	-	-	-	-	-	-	-
Pulses	1,173	*	-	*	*	-	-	-
Horse / Faba beans	-	-	-	-	-	-	-	-
Field Peas	8	*	-	*	*	-	-	-
Haricot beans	651	*	-	*	*	-	-	-
Chick peas	*	-	-	-	-	-	-	-
Lentils	*	-	-	-	-	-	-	-
Vetch / Grass peas	-	-	-	-	-	-	-	-
Soya beans	-	-	-	-	-	-	-	-
Fenugreek	49	-	-	-	-	-	-	-
Gibto	-	-	-	-	-	-	-	-
Oilseeds	*	*	-	*	*	-	-	-
Neug	-	-	-	-	-	-	-	-
Linseed	*	-	-	-	-	-	-	-
Groundnuts	*	*	-	*	*	-	-	-
Safflower	-	-	-	-	-	-	-	-
Sesame	*	*	-	*	*	-	-	-
Rapeseed	-	-	-	-	-	-	-	-
Vegetables	69	*	-	*	*	-	-	-
Lettuce	-	-	-	-	-	-	-	-
Head cabbage	*	*	-	*	*	-	-	-
Ethiopian cabbage	*	*	-	*	*	-	-	-
Tomatoes	40	*	-	68	*	-	-	-
Green peppers	*	*	-	*	*	-	-	-
Red peppers	-	-	-	-	-	-	-	-
Swiss chard	-	-	-	-	-	-	-	-
Root crops	297	*	-	*	*	-	-	-
Beetroot	-	-	-	-	-	-	-	-
Carrot	-	-	-	-	-	-	-	-
Onion	72	*	-	*	*	-	-	-
Potatoes	*	*	-	*	*	-	-	-
Garlic	*	-	-	-	-	-	-	-
Taro 'Godere'	-	-	-	-	-	-	-	-
Sweet potatoes	145	*	-	*	*	-	-	-
Other Temporary	*	-	-	-	-	-	-	-
Permanent crops	7,400	346	-	*	345	-	-	-
Avocado	-	-	-	-	-	-	-	-
Bananas	66	*	-	*	*	-	-	-
Guava	*	*	-	*	*	-	-	-
Lemons	92	19	-	350	19	-	-	-
Mangoes	73	3	-	187	3	-	-	-
Oranges	110	24	-	408	24	-	-	-
Papayas	1	*	-	*	*	-	-	-
Pineapples	-	-	-	-	-	-	-	-
Chat	6,917	*	-	*	*	-	-	-
Coffee	*	*	-	*	*	-	-	-
Hops / 'Gescho'	-	-	-	-	-	-	-	-
Enset	-	-	-	-	-	-	-	-
Sugar cane	*	*	-	*	*	-	-	-
Other permanent	29	4	-	241	4	-	-	-

(Table 1.5.cont'd.)

Somalie Region

Crop type	UREA			UREA + DAP			INDIGENOUS SEED		
	Holder	Hectare	Quintal	Holder	Hectare	Quintal	Holder	Hectare	Quintal
All	-	-	-	*	*	*	84,812	75,703	35,323
Cereals	-	-	-	*	*	*	81,051	65,320	34,853
Teff	-	-	-	-	-	-	*	*	*
Barley	-	-	-	-	-	-	10,979	2,507	2,230
Wheat	-	-	-	*	*	*	24,328	9,290	9,887
Maize	-	-	-	-	-	-	63,771	22,902	9,315
Sorghum	-	-	-	-	-	-	58,955	30,355	13,085
Finger millet	-	-	-	-	-	-	-	-	-
Oats / 'Aja'	-	-	-	-	-	-	2,628	*	*
Rice	-	-	-	-	-	-	-	-	-
Pulses	-	-	-	-	-	-	7,790	1,146	*
Horse / Faba beans	-	-	-	-	-	-	-	-	-
Field Peas	-	-	-	-	-	-	544	8	*
Haricot beans	-	-	-	-	-	-	4,599	623	145
Chick peas	-	-	-	-	-	-	1,841	*	*
Lentils	-	-	-	-	-	-	*	*	*
Vetch / Grass peas	-	-	-	-	-	-	-	-	-
Soya beans	-	-	-	-	-	-	-	-	-
Fenugreek	-	-	-	-	-	-	925	49	*
Gibto	-	-	-	-	-	-	-	-	-
Oilseeds	-	-	-	-	-	-	3,669	*	29
Neug	-	-	-	-	-	-	-	-	-
Linseed	-	-	-	-	-	-	3,567	*	27
Groundnuts	-	-	-	-	-	-	*	*	*
Safflower	-	-	-	-	-	-	-	-	-
Sesame	-	-	-	-	-	-	*	*	*
Rapeseed	-	-	-	-	-	-	-	-	-
Vegetables	-	-	-	-	-	-	2,954	69	-
Lettuce	-	-	-	-	-	-	-	-	-
Head cabbage	-	-	-	-	-	-	*	*	-
Ethiopian cabbage	-	-	-	-	-	-	*	*	-
Tomatoes	-	-	-	-	-	-	2,107	40	-
Green peppers	-	-	-	-	-	-	*	*	-
Red peppers	-	-	-	-	-	-	-	-	-
Swiss chard	-	-	-	-	-	-	-	-	-
Root crops	-	-	-	-	-	-	5,532	296	-
Beetroot	-	-	-	-	-	-	-	-	-
Carrot	-	-	-	-	-	-	-	-	-
Onion	-	-	-	-	-	-	1,962	72	-
Potatoes	-	-	-	-	-	-	*	*	-
Garlic	-	-	-	-	-	-	*	*	-
Taro 'Godere'	-	-	-	-	-	-	-	-	-
Sweet potatoes	-	-	-	-	-	-	*	145	-
Other Temporary	-	-	-	-	-	-	*	*	-
Permanent crops	-	-	-	-	-	-	26,870	7,373	-
Avocado	-	-	-	-	-	-	-	-	-
Bananas	-	-	-	-	-	-	1,015	66	-
Guava	-	-	-	-	-	-	479	*	-
Lemons	-	-	-	-	-	-	1,554	92	-
Mangoes	-	-	-	-	-	-	1,882	67	-
Oranges	-	-	-	-	-	-	1,250	110	-
Papayas	-	-	-	-	-	-	*	1	-
Pineapples	-	-	-	-	-	-	-	-	-
Chat	-	-	-	-	-	-	23,328	6,901	-
Coffee	-	-	-	-	-	-	*	*	-
Hops / 'Geshe'	-	-	-	-	-	-	-	-	-
Enset	-	-	-	-	-	-	-	-	-
Sugar cane	-	-	-	-	-	-	*	*	-
Other permanent	-	-	-	-	-	-	1,079	28	-

(Table 1.5 Cont'd.)

Somalie Region

Crop type	IMPROVED SEED			PESTICIDE		IRRIGATION		EXTENSION PACKAGE	
	Holder	Hectare	Quintal	Holder	Hectare	Holder	Hectare	Holder	Hectare
All	*	*	*	102	*	7,086	1,764	*	*
Cereals	*	*	*	*	*	6,538	1,030	*	*
Teff	-	-	-	-	-	*	-	-	-
Barley	-	-	-	-	-	-	-	-	-
Wheat	*	*	*	-	-	*	*	-	-
Maize	*	*	*	*	*	*	311	*	*
Sorghum	*	*	*	*	*	*	613	*	*
Finger millet	-	-	-	-	-	-	-	-	-
Oats / 'Aja'	-	-	-	-	-	*	*	-	-
Rice	*	*	*	-	-	-	-	*	*
Pulses	-	-	-	-	-	*	*	-	-
Horse / Faba beans	-	-	-	-	-	-	-	-	-
Field Peas	-	-	-	-	-	*	*	-	-
Haricot beans	-	-	-	-	-	*	*	-	-
Chick peas	-	-	-	-	-	-	-	-	-
Lentils	-	-	-	-	-	-	-	-	-
Vetch / Grass peas	-	-	-	-	-	-	-	-	-
Soya beans	-	-	-	-	-	-	-	-	-
Fenugreek	-	-	-	-	-	-	-	-	-
Gibto	-	-	-	-	-	-	-	-	-
Oilseeds	-	-	-	-	-	*	*	-	-
Neug	-	-	-	-	-	-	-	-	-
Linseed	-	-	-	-	-	-	-	-	-
Groundnuts	-	-	-	-	-	*	*	-	-
Safflower	-	-	-	-	-	-	-	-	-
Sesame	-	-	-	-	-	*	*	-	-
Rapeseed	-	-	-	-	-	-	-	-	-
Vegetables	-	-	-	-	-	*	*	-	-
Lettuce	-	-	-	-	-	-	-	-	-
Head cabbage	-	-	-	-	-	*	*	-	-
Ethiopian cabbage	-	-	-	-	-	*	*	-	-
Tomatoes	-	-	-	-	-	255	6	-	-
Green peppers	-	-	-	-	-	*	*	-	-
Red peppers	-	-	-	-	-	-	-	-	-
Swiss chard	-	-	-	-	-	-	-	-	-
Root crops	-	-	-	-	-	*	*	-	-
Beetroot	-	-	-	-	-	-	-	-	-
Carrot	-	-	-	-	-	-	-	-	-
Onion	-	-	-	-	-	*	*	-	-
Potatoes	-	-	-	-	-	*	*	-	-
Garlic	-	-	-	-	-	*	*	-	-
Taro 'Godere'	-	-	-	-	-	-	-	-	-
Sweet potatoes	-	-	-	-	-	*	*	-	-
Other Temporary	-	-	-	-	-	*	*	-	-
Permanent crops				*	*	4,722	545	-	-
Avocado				-	-	-	-	-	-
Bananas				-	-	1,015	66	-	-
Guava				-	-	212	1	-	-
Lemons				-	-	1,459	88	-	-
Mangoes				-	-	883	29	-	-
Oranges				*	*	1,215	108	-	-
Papayas				-	-	216	*	-	-
Pineapples				-	-	-	-	-	-
Chat				*	*	1,452	134	-	-
Coffee	-	-	-	-	-	*	*	-	-
Hops / 'Gescho'				-	-	-	-	-	-
Enset				-	-	-	-	-	-
Sugar cane				-	-	65	*	-	-
Other permanent				-	-	947	19	-	-

Table1.5.1. Number of Holders, Inputs Applied Area and Quantity of Inputs used

Shinele

Crop type	All Crop Area	All Fertilizers		Natural		DAP		
		Hectare	Quintal	Holder	Hectare	Holder	Hectare	Quintal
All	1,382	245	*	1,054	244	*	*	*
Cereals	891	137	-	696	137	-	-	-
Teff	-	-	-	-	-	-	-	-
Barley	-	-	-	-	-	-	-	-
Wheat	-	-	-	-	-	-	-	-
Maize	68	15	-	253	15	-	-	-
Sorghum	824	122	-	606	122	-	-	-
Finger millet	-	-	-	-	-	-	-	-
Oats / 'Aja'	-	-	-	-	-	-	-	-
Rice	-	-	-	-	-	-	-	-
Pulses	*	-	-	-	-	-	-	-
Horse / Faba beans	-	-	-	-	-	-	-	-
Field Peas	-	-	-	-	-	-	-	-
Haricot beans	*	-	-	-	-	-	-	-
Chick peas	-	-	-	-	-	-	-	-
Lentils	-	-	-	-	-	-	-	-
Vetch / Grass peas	-	-	-	-	-	-	-	-
Soya beans	-	-	-	-	-	-	-	-
Fenugreek	-	-	-	-	-	-	-	-
Gibto	-	-	-	-	-	-	-	-
Oilseeds	1	*	-	*	*	-	-	-
Neug	-	-	-	-	-	-	-	-
Linseed	-	-	-	-	-	-	-	-
Groundnuts	*	*	-	*	*	-	-	-
Safflower	-	-	-	-	-	-	-	-
Sesame	1	*	-	*	*	-	-	-
Rapeseed	-	-	-	-	-	-	-	-
Vegetables	9	*	-	68	*	-	-	-
Lettuce	-	-	-	-	-	-	-	-
Head cabbage	-	-	-	-	-	-	-	-
Ethiopian cabbage	-	-	-	-	-	-	-	-
Tomatoes	6	*	-	68	*	-	-	-
Green peppers	*	*	-	*	*	-	-	-
Red peppers	-	-	-	-	-	-	-	-
Swiss chard	-	-	-	-	-	-	-	-
Root crops	41	6	-	183	6	-	-	-
Beetroot	-	-	-	-	-	-	-	-
Carrot	-	-	-	-	-	-	-	-
Onion	*	*	-	*	*	-	-	-
Potatoes	-	-	-	-	-	-	-	-
Garlic	*	-	-	-	-	-	-	-
Taro 'Godere'	-	-	-	-	-	-	-	-
Sweet potatoes	37	6	-	172	6	-	-	-
Other Temporary	*	-	-	-	-	-	-	-
Permanent crops	439	100	-	675	100	-	-	-
Avocado	-	-	-	-	-	-	-	-
Bananas	42	11	-	110	11	-	-	-
Guava	1	*	-	*	*	-	-	-
Lemons	92	19	-	350	19	-	-	-
Mangoes	30	3	-	187	3	-	-	-
Oranges	110	24	-	408	24	-	-	-
Papayas	*	*	-	*	*	-	-	-
Pineapples	-	-	-	-	-	-	-	-
Chat	129	34	-	283	34	-	-	-
Coffee	10	*	-	64	*	-	-	-
Hops / 'Geshe'	-	-	-	-	-	-	-	-
Enset	-	-	-	-	-	-	-	-
Sugar cane	*	*	-	*	*	-	-	-
Other permanent	22	4	-	241	4	-	-	-

(Table 1.5.1 cont'd.)

Shinele

Crop type	UREA			UREA + DAP			INDIGENOUS SEED		
	Holder	Hectare	Quintal	Holder	Hectare	Quintal	Holder	Hectare	Quintal
All	-	-	-	-	-	-	3,318	1,380	170
Cereals	-	-	-	-	-	-	3,056	891	170
Teff	-	-	-	-	-	-	-	-	-
Barley	-	-	-	-	-	-	-	-	-
Wheat	-	-	-	-	-	-	-	-	-
Maize	-	-	-	-	-	-	888	67	14
Sorghum	-	-	-	-	-	-	2,818	824	156
Finger millet	-	-	-	-	-	-	-	-	-
Oats / 'Aja'	-	-	-	-	-	-	-	-	-
Rice	-	-	-	-	-	-	-	-	-
Pulses	-	-	-	-	-	-	31	*	-
Horse / Faba beans	-	-	-	-	-	-	-	-	-
Field Peas	-	-	-	-	-	-	*	-	-
Haricot beans	-	-	-	-	-	-	*	*	-
Chick peas	-	-	-	-	-	-	-	-	-
Lentils	-	-	-	-	-	-	-	-	-
Vetch / Grass peas	-	-	-	-	-	-	-	-	-
Soya beans	-	-	-	-	-	-	-	-	-
Fenugreek	-	-	-	-	-	-	-	-	-
Gibto	-	-	-	-	-	-	-	-	-
Oilseeds	-	-	-	-	-	-	60	1	*
Neug	-	-	-	-	-	-	-	-	-
Linseed	-	-	-	-	-	-	-	-	-
Groundnuts	-	-	-	-	-	-	*	*	*
Safflower	-	-	-	-	-	-	-	-	-
Sesame	-	-	-	-	-	-	*	1	*
Rapeseed	-	-	-	-	-	-	-	-	-
Vegetables	-	-	-	-	-	-	273	9	-
Lettuce	-	-	-	-	-	-	-	-	-
Head cabbage	-	-	-	-	-	-	-	-	-
Ethiopian cabbage	-	-	-	-	-	-	-	-	-
Tomatoes	-	-	-	-	-	-	225	6	-
Green peppers	-	-	-	-	-	-	103	*	-
Red peppers	-	-	-	-	-	-	-	-	-
Swiss chard	-	-	-	-	-	-	-	-	-
Root crops	-	-	-	-	-	-	646	41	-
Beetroot	-	-	-	-	-	-	-	-	-
Carrot	-	-	-	-	-	-	-	-	-
Onion	-	-	-	-	-	-	88	*	-
Potatoes	-	-	-	-	-	-	-	-	-
Garlic	-	-	-	-	-	-	*	*	-
Taro 'Godere'	-	-	-	-	-	-	-	-	-
Sweet potatoes	-	-	-	-	-	-	570	36	-
Other Temporary	-	-	-	-	-	-	*	*	-
Permanent crops	-	-	-	-	-	-	1,988	438	-
Avocado	-	-	-	-	-	-	-	-	-
Bananas	-	-	-	-	-	-	667	42	-
Guava	-	-	-	-	-	-	217	1	-
Lemons	-	-	-	-	-	-	1,524	92	-
Mangoes	-	-	-	-	-	-	909	29	-
Oranges	-	-	-	-	-	-	1,250	110	-
Papayas	-	-	-	-	-	-	148	*	-
Pineapples	-	-	-	-	-	-	-	-	-
Chat	-	-	-	-	-	-	1,039	129	-
Coffee	-	-	-	-	-	-	320	10	-
Hops / 'Gesho'	-	-	-	-	-	-	-	-	-
Enset	-	-	-	-	-	-	-	-	-
Sugar cane	-	-	-	-	-	-	*	*	-
Other permanent	-	-	-	-	-	-	968	22	-

(Table 1.5.1 Cont'd.)

Shinele

Crop type	IMPROVED SEED			PESTICIDE		IRRIGATION		EXTENSION PACKAGE	
	Holder	Hectare	Quintal	Holder	Hectare	Holder	Hectare	Holder	Hectare
All	56	*	*	*	*	2,351	1,023	*	*
Cereals	36	*	*	*	*	2,076	549	*	*
Teff	-	-	-	-	-	-	-	-	-
Barley	-	-	-	-	-	-	-	-	-
Wheat	-	-	-	-	-	-	-	-	-
Maize	36	*	*	*	*	664	59	*	*
Sorghum	-	-	-	*	*	1,806	490	*	*
Finger millet	-	-	-	-	-	-	-	-	-
Oats / 'Aja'	-	-	-	-	-	-	-	-	-
Rice	-	-	-	-	-	-	-	-	-
Pulses	-	-	-	-	-	*	-	-	-
Horse / Faba beans	-	-	-	-	-	-	-	-	-
Field Peas	-	-	-	-	-	*	-	-	-
Haricot beans	-	-	-	-	-	-	-	-	-
Chick peas	-	-	-	-	-	-	-	-	-
Lentils	-	-	-	-	-	-	-	-	-
Vetch / Grass peas	-	-	-	-	-	-	-	-	-
Soya beans	-	-	-	-	-	-	-	-	-
Fenugreek	-	-	-	-	-	-	-	-	-
Gibto	-	-	-	-	-	-	-	-	-
Oilseeds	-	-	-	-	-	*	*	-	-
Neug	-	-	-	-	-	-	-	-	-
Linseed	-	-	-	-	-	-	-	-	-
Groundnuts	-	-	-	-	-	*	*	-	-
Safflower	-	-	-	-	-	-	-	-	-
Sesame	-	-	-	-	-	*	*	-	-
Rapeseed	-	-	-	-	-	-	-	-	-
Vegetables	-	-	-	-	-	273	9	-	-
Lettuce	-	-	-	-	-	-	-	-	-
Head cabbage	-	-	-	-	-	-	-	-	-
Ethiopian cabbage	-	-	-	-	-	-	-	-	-
Tomatoes	-	-	-	-	-	225	6	-	-
Green peppers	-	-	-	-	-	103	*	-	-
Red peppers	-	-	-	-	-	-	-	-	-
Swiss chard	-	-	-	-	-	-	-	-	-
Root crops	-	-	-	-	-	625	38	-	-
Beetroot	-	-	-	-	-	-	-	-	-
Carrot	-	-	-	-	-	-	-	-	-
Onion	-	-	-	-	-	88	*	-	-
Potatoes	-	-	-	-	-	-	-	-	-
Garlic	-	-	-	-	-	*	*	-	-
Taro 'Godere'	-	-	-	-	-	-	-	-	-
Sweet potatoes	-	-	-	-	-	549	34	-	-
Other Temporary	-	-	-	-	-	*	*	-	-
Permanent crops	-	-	-	*	*	1,923	426	-	-
Avocado	-	-	-	-	-	-	-	-	-
Bananas	-	-	-	-	-	667	42	-	-
Guava	-	-	-	-	-	212	1	-	-
Lemons	-	-	-	-	-	1,429	88	-	-
Mangoes	-	-	-	-	-	883	29	-	-
Oranges	-	-	-	*	*	1,215	108	-	-
Papayas	-	-	-	-	-	133	*	-	-
Pineapples	-	-	-	-	-	-	-	-	-
Chat	-	-	-	*	*	1,002	126	-	-
Coffee	-	-	-	-	-	309	10	-	-
Hops / 'Geshe'	-	-	-	-	-	-	-	-	-
Enset	-	-	-	-	-	-	-	-	-
Sugar cane	-	-	-	-	-	65	*	-	-
Other permanent	-	-	-	-	-	947	19	-	-

Table1.5.2. Number of Holders, Inputs Applied Area and Quantity of Inputs used

Jijiga

Crop type	All Crop Area	All Fertilizers		Natural		DAP		
		Hectare	Quintal	Holder	Hectare	Holder	Hectare	Quintal
All	71,327	*	*	*	*	-	-	-
Cereals	62,036	*	*	*	*	-	-	-
Teff	*	*	-	*	*	-	-	-
Barley	2,532	*	-	*	*	-	-	-
Wheat	9,617	*	*	*	*	-	-	-
Maize	20,012	*	-	*	*	-	-	-
Sorghum	29,605	*	-	*	*	-	-	-
Finger millet	-	-	-	-	-	-	-	-
Oats / 'Aja'	*	*	-	*	*	-	-	-
Rice	*	-	-	-	-	-	-	-
Pulses	*	*	-	*	*	-	-	-
Horse / Faba beans	-	-	-	-	-	-	-	-
Field Peas	8	*	-	*	*	-	-	-
Haricot beans	*	-	-	-	-	-	-	-
Chick peas	*	-	-	-	-	-	-	-
Lentils	*	-	-	-	-	-	-	-
Vetch / Grass peas	-	-	-	-	-	-	-	-
Soya beans	-	-	-	-	-	-	-	-
Fenugreek	49	-	-	-	-	-	-	-
Gibto	-	-	-	-	-	-	-	-
Oilseeds	*	-	-	-	-	-	-	-
Neug	-	-	-	-	-	-	-	-
Linseed	*	-	-	-	-	-	-	-
Groundnuts	-	-	-	-	-	-	-	-
Safflower	-	-	-	-	-	-	-	-
Sesame	-	-	-	-	-	-	-	-
Rapeseed	-	-	-	-	-	-	-	-
Vegetables	*	*	-	*	*	-	-	-
Lettuce	-	-	-	-	-	-	-	-
Head cabbage	*	*	-	*	*	-	-	-
Ethiopian cabbage	*	*	-	*	*	-	-	-
Tomatoes	*	-	-	-	-	-	-	-
Green peppers	*	*	-	*	*	-	-	-
Red peppers	-	-	-	-	-	-	-	-
Swiss chard	-	-	-	-	-	-	-	-
Root crops	254	*	-	*	*	-	-	-
Beetroot	-	-	-	-	-	-	-	-
Carrot	-	-	-	-	-	-	-	-
Onion	66	*	-	*	*	-	-	-
Potatoes	*	*	-	*	*	-	-	-
Garlic	*	-	-	-	-	-	-	-
Taro 'Godere'	-	-	-	-	-	-	-	-
Sweet potatoes	*	*	-	*	*	-	-	-
Other Temporary	*	-	-	-	-	-	-	-
Permanent crops	6,908	*	-	*	*	-	-	-
Avocado	-	-	-	-	-	-	-	-
Bananas	*	*	-	*	*	-	-	-
Guava	*	-	-	-	-	-	-	-
Lemons	-	-	-	-	-	-	-	-
Mangoes	*	-	-	-	-	-	-	-
Oranges	-	-	-	-	-	-	-	-
Papayas	-	-	-	-	-	-	-	-
Pineapples	-	-	-	-	-	-	-	-
Chat	6,788	*	-	*	*	-	-	-
Coffee	*	*	-	*	*	-	-	-
Hops / 'Geshe'	-	-	-	-	-	-	-	-
Enset	-	-	-	-	-	-	-	-
Sugar cane	-	-	-	-	-	-	-	-
Other permanent	*	-	-	-	-	-	-	-

(Table 1.5.2 cont'd.)

Jijiga

[illegible]

(Table 1.5.2 Cont'd.)

Jijiga

[illegible]

Table1.5.3 Number of Holders, Inputs Applied Area and Quantity of Inputs used

Liben

Crop type	All Crop Area	All Fertilizers		Natural		DAP		
		Hectare	Quintal	Holder	Hectare	Holder	Hectare	Quintal
All	3,646	*	-	*	*	-	-	-
Cereals	2,988	*	-	*	*	-	-	-
Teff	-	-	-	-	-	-	-	-
Barley	-	-	-	-	-	-	-	-
Wheat	*	-	-	-	-	-	-	-
Maize	2,886	*	-	*	*	-	-	-
Sorghum	*	-	-	-	-	-	-	-
Finger millet	-	-	-	-	-	-	-	-
Oats / 'Aja'	-	-	-	-	-	-	-	-
Rice	-	-	-	-	-	-	-	-
Pulses	595	*	-	*	*	-	-	-
Horse / Faba beans	-	-	-	-	-	-	-	-
Field Peas	-	-	-	-	-	-	-	-
Haricot beans	595	*	-	*	*	-	-	-
Chick peas	-	-	-	-	-	-	-	-
Lentils	-	-	-	-	-	-	-	-
Vetch / Grass peas	-	-	-	-	-	-	-	-
Soya beans	-	-	-	-	-	-	-	-
Fenugreek	-	-	-	-	-	-	-	-
Gibto	-	-	-	-	-	-	-	-
Oilseeds	*	-	-	-	-	-	-	-
Neug	-	-	-	-	-	-	-	-
Linseed	-	-	-	-	-	-	-	-
Groundnuts	-	-	-	-	-	-	-	-
Safflower	-	-	-	-	-	-	-	-
Sesame	*	-	-	-	-	-	-	-
Rapeseed	-	-	-	-	-	-	-	-
Vegetables	*	-	-	-	-	-	-	-
Lettuce	-	-	-	-	-	-	-	-
Head cabbage	-	-	-	-	-	-	-	-
Ethiopian cabbage	-	-	-	-	-	-	-	-
Tomatoes	*	-	-	-	-	-	-	-
Green peppers	*	-	-	-	-	-	-	-
Red peppers	-	-	-	-	-	-	-	-
Swiss chard	-	-	-	-	-	-	-	-
Root crops	*	-	-	-	-	-	-	-
Beetroot	-	-	-	-	-	-	-	-
Carrot	-	-	-	-	-	-	-	-
Onion	*	-	-	-	-	-	-	-
Potatoes	-	-	-	-	-	-	-	-
Garlic	-	-	-	-	-	-	-	-
Taro 'Godere'	-	-	-	-	-	-	-	-
Sweet potatoes	-	-	-	-	-	-	-	-
Other Temporary	-	-	-	-	-	-	-	-
Permanent crops	54	*	-	*	*	-	-	-
Avocado	-	-	-	-	-	-	-	-
Bananas	*	*	-	*	*	-	-	-
Guava	*	-	-	-	-	-	-	-
Lemons	*	-	-	-	-	-	-	-
Mangoes	*	-	-	-	-	-	-	-
Oranges	-	-	-	-	-	-	-	-
Papayas	*	-	-	-	-	-	-	-
Pineapples	-	-	-	-	-	-	-	-
Chat	-	-	-	-	-	-	-	-
Coffee	-	-	-	-	-	-	-	-
Hops / 'Geshe'	-	-	-	-	-	-	-	-
Enset	-	-	-	-	-	-	-	-
Sugar cane	-	-	-	-	-	-	-	-
Other permanent	-	-	-	-	-	-	-	-

(Table 1.5.3 cont'd.)

Liben

[illegible]

(Table 1.5.3 Cont'd.)

Liben

[illegible]

Table1.6 Number of Holders, Inputs Applied Area and Quantity of Inputs used

Benishangul-Gumuz

Crop type	All Crop Area	All Fertilizers		Natural		DAP		
		Hectare	Quintal	Holder	Hectare	Holder	Hectare	Quintal
All	177,399	35,147	17,407	63,004	17,689	12,199	9,428	6,402
Cereals	124,182	29,807	16,879	52,865	13,240	11,553	9,353	6,346
Teff	16,654	8,137	3,666	5,227	2,518	6,564	4,998	2,905
Barley	1,108	761	*	2,873	483	*	*	*
Wheat	*	*	*	*	*	*	*	*
Maize	31,721	13,870	10,158	46,507	7,639	2,459	667	922
Sorghum	52,887	1,596	*	9,993	1,467	*	*	*
Finger millet	19,485	3,730	1,677	1,913	359	3,253	2,572	1,397
Oats / 'Aja'	*	*	-	*	*	-	-	-
Rice	*	*	-	*	*	-	-	-
Pulses	6,596	1,124	*	11,995	1,096	*	*	*
Horse / Faba beans	611	346	*	4,632	335	*	*	*
Field Peas	927	*	-	2,523	*	-	-	-
Haricot beans	3,907	238	*	4,951	222	-	-	-
Chick peas	485	67	-	1,451	67	-	-	-
Lentils	*	*	-	*	*	-	-	-
Vetch / Grass peas	-	-	-	-	-	-	-	-
Soya beans	624	72	-	867	72	-	-	-
Fenugreek	*	*	-	*	*	-	-	-
Gibto	*	-	-	-	-	-	-	-
Oilseeds	41,098	2,637	*	9,174	1,882	*	*	*
Neug	13,076	*	-	2,917	*	-	-	-
Linseed	286	11	-	749	11	-	-	-
Groundnuts	4,186	94	-	1,140	94	-	-	-
Safflower	137	9	-	440	9	-	-	-
Sesame	23,280	1,502	*	2,842	*	*	*	*
Rapeseed	133	69	*	2,709	67	*	*	*
Vegetables	1,002	616	39	19,102	534	525	11	2
Lettuce	-	-	-	-	-	-	-	-
Head cabbage	10	8	*	658	4	227	4	*
Ethiopian cabbage	*	*	-	*	*	-	-	-
Tomatoes	17	12	*	510	*	121	3	*
Green peppers	29	*	*	1,369	7	-	-	-
Red peppers	876	532	23	16,331	464	298	4	1
Swiss chard	*	*	-	95	*	-	-	-
Root crops	698	352	7	15,760	342	296	9	2
Beetroot	1	*	-	469	*	-	-	-
Carrot	3	3	-	322	3	-	-	-
Onion	88	25	7	2,619	15	190	8	1
Potatoes	*	*	-	*	*	-	-	-
Garlic	83	72	-	9,077	72	-	-	-
Taro 'Godere'	11	1	-	126	1	-	-	-
Sweet potatoes	319	63	*	5,096	63	106	*	*
Other Temporary	1,453	72	*	5,722	72	106	*	*
Permanent crops	2,369	539		16,152	524			
Avocado	7	5		286	5			
Bananas	314	47		3,056	46			
Guava	21	*		*	*			
Lemons	13	2		1,094	2			
Mangoes	517	67		4,235	54			
Oranges	24	*		*	*			
Papayas	27	5		1,649	5			
Pineapples	-	-		-	-			
Chat	175	60		3,493	60			
Coffee	*	*		6,557	*			
Hops / 'Geshe'	114	*		7,103	*			
Enset	-	-		-	-			
Sugar cane	13	*		361	*			
Other permanent	154	32		739	32			

(Table 1.6. cont'd.)

Benishangul-Gumuz

Crop type	UREA			UREA + DAP			INDIGENOUS SEED		
	Holder	Hectare	Quintal	Holder	Hectare	Quintal	Holder	Hectare	Quintal
All	6,323	2,688	1,514	10,566	5,341	9,491	140,111	174,289	59,073
Cereals	3,965	1,948	1,341	10,190	5,267	9,192	137,576	121,512	47,761
Teff	367	*	*	*	*	*	29,883	16,654	11,221
Barley	-	-	-	-	-	-	4,969	1,108	2,279
Wheat	-	-	-	*	*	*	5,184	*	*
Maize	*	*	*	9,068	4,649	8,199	122,603	29,176	10,054
Sorghum	*	*	*	112	16	28	93,032	52,879	11,066
Finger millet	*	713	*	*	*	*	36,673	19,478	8,835
Oats / 'Aja'	-	-	-	-	-	-	645	*	*
Rice	-	-	-	-	-	-	*	*	*
Pulses	-	-	-	319	*	*	50,708	6,593	3,637
Horse / Faba beans	-	-	-	-	-	-	6,562	611	799
Field Peas	-	-	-	-	-	-	4,681	925	849
Haricot beans	-	-	-	319	*	*	34,431	3,906	1,522
Chick peas	-	-	-	-	-	-	3,993	485	217
Lentils	-	-	-	-	-	-	*	*	*
Vetch / Grass peas	-	-	-	-	-	-	-	-	-
Soya beans	-	-	-	-	-	-	5,872	624	227
Fenugreek	-	-	-	-	-	-	*	*	*
Gibto	-	-	-	-	-	-	*	*	*
Oilseeds	*	*	*	*	*	*	97,529	40,828	7,675
Neug	-	-	-	-	-	-	34,163	13,076	2,175
Linseed	-	-	-	-	-	-	5,544	285	*
Groundnuts	-	-	-	-	-	-	27,261	4,186	3,008
Safflower	-	-	-	-	-	-	1,664	128	4
Sesame	*	*	*	*	*	*	66,208	23,054	2,284
Rapeseed	-	-	-	*	*	*	3,586	100	16
Vegetables	1,610	66	32	302	5	5	38,244	1,000	-
Lettuce	-	-	-	-	-	-	-	-	-
Head cabbage	-	-	-	-	-	-	1,326	10	-
Ethiopian cabbage	-	-	-	-	-	-	*	*	-
Tomatoes	-	-	-	-	-	-	1,686	17	-
Green peppers	*	*	*	-	-	-	3,603	29	-
Red peppers	1,459	60	17	302	5	5	32,193	875	-
Swiss chard	-	-	-	-	-	-	106	*	-
Root crops	112	2	6	-	-	-	32,116	690	-
Beetroot	-	-	-	-	-	-	784	1	-
Carrot	-	-	-	-	-	-	717	3	-
Onion	112	2	6	-	-	-	5,864	87	-
Potatoes	-	-	-	-	-	-	*	*	-
Garlic	-	-	-	-	-	-	10,478	83	-
Taro 'Godere'	-	-	-	-	-	-	303	11	-
Sweet potatoes	-	-	-	-	-	-	18,987	312	-
Other Temporary	-	-	-	-	-	-	26,790	1,410	-
Permanent crops							51,338	2,256	
Avocado							676	7	
Bananas							16,142	314	
Guava							2,355	20	
Lemons							4,322	13	
Mangoes							29,087	515	
Oranges							5,024	24	
Papayas							7,410	27	
Pineapples							-	-	
Chat							7,153	175	
Coffee							10,447	*	
Hops / 'Geshe'							9,667	78	
Enset							-	-	
Sugar cane							947	13	
Other permanent							3,612	154	

(Table1.6. Cont'd.)

Benishangul-Gumuz

Crop type	IMPROVED SEED			PESTICIDE		IRRIGATION		EXTENSION PACKAGE	
	Holder	Hectare	Quintal	Holder	Hectare	Holder	Hectare	Holder	Hectare
All	10,150	2,831	724	11,190	7,653	5,442	*	21,226	15,090
Cereals	5,398	2,578	705	10,297	7,600	-	-	20,554	14,412
Teff	-	-	-	3,143	*	-	-	5,566	4,664
Barley	-	-	-	*	*	-	-	*	*
Wheat	*	*	*	*	*	-	-	*	*
Maize	5,190	2,467	507	4,329	1,115	-	-	13,142	6,113
Sorghum	-	-	-	232	*	-	-	*	*
Finger millet	-	-	-	*	*	-	-	3,549	2,530
Oats / 'Aja'	-	-	-	-	-	-	-	-	-
Rice	-	-	-	-	-	-	-	-	-
Pulses	-	-	-	322	*	-	-	*	*
Horse / Faba beans	-	-	-	322	*	-	-	*	*
Field Peas	-	-	-	-	-	-	-	-	-
Haricot beans	-	-	-	-	-	-	-	*	*
Chick peas	-	-	-	-	-	-	-	-	-
Lentils	-	-	-	-	-	-	-	-	-
Vetch / Grass peas	-	-	-	-	-	-	-	-	-
Soya beans	-	-	-	-	-	-	-	-	-
Fenugreek	-	-	-	-	-	-	-	-	-
Gibto	-	-	-	-	-	-	-	-	-
Oilseeds	*	*	*	106	2	257	*	*	*
Neug	-	-	-	-	-	109	42	-	-
Linseed	*	*	*	-	-	-	-	*	*
Groundnuts	-	-	-	-	-	*	*	-	-
Safflower	-	-	-	-	-	-	-	-	-
Sesame	*	*	*	106	2	-	-	*	*
Rapeseed	-	-	-	-	-	*	*	*	*
Vegetables	190	1	-	-	-	1,010	15	*	*
Lettuce	-	-	-	-	-	-	-	-	-
Head cabbage	190	1	-	-	-	202	6	-	-
Ethiopian cabbage	-	-	-	-	-	-	-	-	-
Tomatoes	-	-	-	-	-	303	5	-	-
Green peppers	-	-	-	-	-	*	*	*	*
Red peppers	-	-	-	-	-	439	3	*	*
Swiss chard	-	-	-	-	-	-	-	-	-
Root crops	95	1	-	*	13	*	*	-	-
Beetroot	-	-	-	-	-	-	-	-	-
Carrot	-	-	-	-	-	-	-	-	-
Onion	95	1	-	95	13	*	*	-	-
Potatoes	-	-	-	-	-	*	*	-	-
Garlic	-	-	-	*	*	*	*	-	-
Taro 'Godere'	-	-	-	-	-	-	-	-	-
Sweet potatoes	-	-	-	-	-	-	-	-	-
Other Temporary	-	-	-	*	*	*	*	-	-
Permanent crops				464	4	4,976	*	270	*
Avocado				-	-	*	*	-	-
Bananas				91	3	3,676	53	87	*
Guava				-	-	-	-	-	-
Lemons				140	*	*	*	-	-
Mangoes				233	*	*	*	89	*
Oranges				-	-	*	*	-	-
Papayas				-	-	*	*	143	*
Pineapples				-	-	-	-	-	-
Chat				-	-	2,218	23	-	-
Coffee	4,572	69	-	-	-	*	*	*	*
Hops / 'Geshe'				-	-	*	*	-	-
Enset				-	-	-	-	-	-
Sugar cane				-	-	*	*	-	-
Other permanent				-	-	*	*	-	-

Table1.6.1 Number of Holders, Inputs Applied Area and Quantity of Inputs used

Metekel

Crop type	All Crop Area	All Fertilizers		Natural		DAP		
		Hectare	Quintal	Holder	Hectare	Holder	Hectare	Quintal
All	81,250	24,221	15,464	27,567	9,069	10,316	8,397	6,149
Cereals	58,059	21,371	15,116	22,360	6,884	10,259	8,383	6,106
Teff	11,268	6,251	3,497	3,061	*	5,320	4,107	2,740
Barley	1,107	761	*	2,873	483	*	*	*
Wheat	*	*	*	*	*	*	*	*
Maize	11,606	8,986	8,593	20,900	3,860	2,409	*	847
Sorghum	14,512	*	*	-	-	*	*	*
Finger millet	17,264	3,548	1,677	508	*	3,253	2,572	1,397
Oats / 'Aja'	*	*	-	*	*	-	-	-
Rice	*	*	-	*	*	-	-	-
Pulses	3,061	777	*	6,619	757	*	*	*
Horse / Faba beans	608	345	*	4,537	334	*	*	*
Field Peas	925	*	-	2,523	*	-	-	-
Haricot beans	*	*	*	*	*	-	-	-
Chick peas	*	*	-	*	*	-	-	-
Lentils	*	*	-	*	*	-	-	-
Vetch / Grass peas	-	-	-	-	-	-	-	-
Soya beans	*	-	-	-	-	-	-	-
Fenugreek	*	*	-	*	*	-	-	-
Gibto	*	-	-	-	-	-	-	-
Oilseeds	18,291	*	*	3,775	*	*	*	*
Neug	6,189	*	-	*	*	-	-	-
Linseed	*	*	-	*	*	-	-	-
Groundnuts	3,360	*	-	*	*	-	-	-
Safflower	*	*	-	*	*	-	-	-
Sesame	8,378	*	*	*	*	-	-	-
Rapeseed	85	50	*	*	48	*	*	*
Vegetables	333	155	*	7,524	148	*	*	*
Lettuce	-	-	-	-	-	-	-	-
Head cabbage	-	-	-	-	-	-	-	-
Ethiopian cabbage	*	*	-	*	*	-	-	-
Tomatoes	*	*	-	*	*	-	-	-
Green peppers	17	*	*	974	*	-	-	-
Red peppers	260	99	*	5,818	98	*	*	*
Swiss chard	-	-	-	-	-	-	-	-
Root crops	300	*	-	10,304	*	-	-	-
Beetroot	*	*	-	*	*	-	-	-
Carrot	-	-	-	-	-	-	-	-
Onion	*	*	-	2,425	*	-	-	-
Potatoes	*	*	-	*	*	-	-	-
Garlic	79	72	-	8,793	72	-	-	-
Taro 'Godere'	-	-	-	-	-	-	-	-
Sweet potatoes	13	*	-	*	*	-	-	-
Other Temporary	*	*	-	1,103	*	-	-	-
Permanent crops	*	*	-	7,523	*	-	-	-
Avocado	*	-	-	-	-	-	-	-
Bananas	*	*	*	*	*	-	-	-
Guava	*	*	*	*	*	-	-	-
Lemons	3	*	-	529	*	-	-	-
Mangoes	51	*	*	*	8	-	-	-
Oranges	*	*	*	*	*	-	-	-
Papayas	10	*	*	*	*	-	-	-
Pineapples	-	-	-	-	-	-	-	-
Chat	*	*	-	*	*	-	-	-
Coffee	*	*	-	*	*	-	-	-
Hops / 'Geshe'	*	*	-	5,221	*	-	-	-
Enset	-	-	-	-	-	-	-	-
Sugar cane	*	*	-	*	*	-	-	-
Other permanent	*	-	-	-	-	-	-	-

(Table 1.6.1 cont'd.)

Metekel

[illegible]

(Table 1.6.1 Cont'd.)

Metekel

Crop type	IMPROVED SEED			PESTICIDE		IRRIGATION		EXTENSION PACKAGE	
	Holder	Hectare	Quintal	Holder	Hectare	Holder	Hectare	Holder	Hectare
All	2,226	1,069	418	6,849	6,934	*	*	18,659	13,757
Cereals	2,037	889	399	6,528	6,899	-	-	18,163	13,083
Teff	-	-	-	3,143	*	-	-	5,566	4,664
Barley	-	-	-	*	*	-	-	*	*
Wheat	*	*	*	*	*	-	-	*	*
Maize	1,830	*	201	*	*	-	-	10,861	4,817
Sorghum	-	-	-	*	*	-	-	*	*
Finger millet	-	-	-	*	*	-	-	3,440	2,497
Oats / 'Aja'	-	-	-	-	-	-	-	-	-
Rice	-	-	-	-	-	-	-	-	-
Pulses	-	-	-	*	*	-	-	*	*
Horse / Faba beans	-	-	-	*	*	-	-	*	*
Field Peas	-	-	-	-	-	-	-	-	-
Haricot beans	-	-	-	-	-	-	-	*	*
Chick peas	-	-	-	-	-	-	-	-	-
Lentils	-	-	-	-	-	-	-	-	-
Vetch / Grass peas	-	-	-	-	-	-	-	-	-
Soya beans	-	-	-	-	-	-	-	-	-
Fenugreek	-	-	-	-	-	-	-	-	-
Gibto	-	-	-	-	-	-	-	-	-
Oilseeds	*	*	*	-	-	*	*	*	*
Neug	-	-	-	-	-	-	-	-	-
Linseed	*	*	*	-	-	-	-	*	*
Groundnuts	-	-	-	-	-	*	*	-	-
Safflower	-	-	-	-	-	-	-	-	-
Sesame	*	*	*	-	-	-	-	*	*
Rapeseed	-	-	-	-	-	*	*	*	*
Vegetables	-	-	-	-	-	*	*	*	*
Lettuce	-	-	-	-	-	-	-	-	-
Head cabbage	-	-	-	-	-	-	-	-	-
Ethiopian cabbage	-	-	-	-	-	-	-	-	-
Tomatoes	-	-	-	-	-	-	-	-	-
Green peppers	-	-	-	-	-	*	*	*	*
Red peppers	-	-	-	-	-	*	*	*	*
Swiss chard	-	-	-	-	-	-	-	-	-
Root crops	-	-	-	*	*	*	*	-	-
Beetroot	-	-	-	-	-	-	-	-	-
Carrot	-	-	-	-	-	-	-	-	-
Onion	-	-	-	-	-	*	*	-	-
Potatoes	-	-	-	-	-	*	*	-	-
Garlic	-	-	-	*	*	*	*	-	-
Taro 'Godere'	-	-	-	-	-	-	-	-	-
Sweet potatoes	-	-	-	-	-	-	-	-	-
Other Temporary	-	-	-	*	*	*	*	-	-
Permanent crops	-	-	-	*	*	*	*	*	*
Avocado	-	-	-	-	-	*	*	-	-
Bananas	-	-	-	-	-	*	*	-	-
Guava	-	-	-	-	-	-	-	-	-
Lemons	-	-	-	-	-	*	*	-	-
Mangoes	-	-	-	*	*	*	*	-	-
Oranges	-	-	-	-	-	*	*	-	-
Papayas	-	-	-	-	-	*	*	*	*
Pineapples	-	-	-	-	-	-	-	-	-
Chat	-	-	-	-	-	*	*	-	-
Coffee	-	-	-	-	-	*	*	-	-
Hops / 'Geshe'	-	-	-	-	-	*	*	-	-
Enset	-	-	-	-	-	-	-	-	-
Sugar cane	-	-	-	-	-	*	*	-	-
Other permanent	-	-	-	-	-	*	*	-	-

Table1.6.2 Number of Holders, Inputs Applied Area and Quantity of Inputs used

Asosa

Crop type	All Crop Area	All Fertilizers		Natural		DAP		
		Hectare	Quintal	Holder	Hectare	Holder	Hectare	Quintal
All	60,966	6,027	163	29,286	5,434	1,588	414	50
Cereals	40,805	4,531	100	24,962	4,031	1,050	395	47
Teff	3,013	650	51	1,107	186	1,050	395	47
Barley	-	-	-	-	-	-	-	-
Wheat	11	-	-	-	-	-	-	-
Maize	11,531	2,490	20	20,530	2,469	-	-	-
Sorghum	24,862	1,221	28	9,298	1,205	-	-	-
Finger millet	1,383	170	-	1,357	170	-	-	-
Oats / 'Aja'	5	-	-	-	-	-	-	-
Rice	-	-	-	-	-	-	-	-
Pulses	2,722	232	28	4,151	227	-	-	-
Horse / Faba beans	3	1	-	95	1	-	-	-
Field Peas	1	-	-	-	-	-	-	-
Haricot beans	1,945	96	28	2,604	91	-	-	-
Chick peas	217	65	-	1,285	65	-	-	-
Lentils	-	-	-	-	-	-	-	-
Vetch / Grass peas	-	-	-	-	-	-	-	-
Soya beans	555	70	-	819	70	-	-	-
Fenugreek	*	-	-	-	-	-	-	-
Gibto	-	-	-	-	-	-	-	-
Oilseeds	14,084	449	-	3,854	449	-	-	-
Neug	6,633	261	-	1,298	261	-	-	-
Linseed	111	9	-	535	9	-	-	-
Groundnuts	798	89	-	940	89	-	-	-
Safflower	29	8	-	364	8	-	-	-
Sesame	6,471	67	-	1,430	67	-	-	-
Rapeseed	42	15	-	197	15	-	-	-
Vegetables	616	431	24	9,754	356	469	11	1
Lettuce	-	-	-	-	-	-	-	-
Head cabbage	10	8	*	658	4	227	4	*
Ethiopian cabbage	13	3	-	375	3	-	-	-
Tomatoes	10	7	*	368	3	121	3	*
Green peppers	3	1	-	190	1	-	-	-
Red peppers	579	411	23	8,914	345	242	3	*
Swiss chard	*	*	-	95	*	-	-	-
Root crops	349	64	7	4,729	54	296	9	2
Beetroot	1	*	-	306	*	-	-	-
Carrot	3	3	-	322	3	-	-	-
Onion	73	10	7	194	1	190	8	1
Potatoes	-	-	-	-	-	-	-	-
Garlic	3	*	-	216	*	-	-	-
Taro 'Godere'	10	1	-	126	1	-	-	-
Sweet potatoes	259	49	*	4,073	49	106	*	*
Other Temporary	1,235	49	*	4,299	49	106	*	*
Permanent crops	1,155	270	-	8,211	268	-	-	-
Avocado	5	5	-	286	5	-	-	-
Bananas	267	45	-	2,609	44	-	-	-
Guava	16	*	-	197	*	-	-	-
Lemons	9	1	-	469	1	-	-	-
Mangoes	319	27	-	2,251	27	-	-	-
Oranges	19	1	-	770	1	-	-	-
Papayas	16	3	-	954	3	-	-	-
Pineapples	-	-	-	-	-	-	-	-
Chat	164	58	-	3,025	58	-	-	-
Coffee	167	83	-	4,985	82	-	-	-
Hops / 'Geshe'	16	13	-	1,882	13	-	-	-
Enset	-	-	-	-	-	-	-	-
Sugar cane	3	1	-	178	1	-	-	-
Other permanent	153	32	-	739	32	-	-	-

(Table 1.6.2 cont'd.)

Asosa

Crop type	UREA			UREA + DAP			INDIGENOUS SEED		
	Holder	Hectare	Quintal	Holder	Hectare	Quintal	Holder	Hectare	Quintal
All	1,764	139	33	525	40	80	66,746	60,068	11,776
Cereals	356	76	6	224	30	46	65,670	40,065	9,201
Teff	267	69	4	-	-	-	12,907	3,013	649
Barley	-	-	-	-	-	-	-	-	-
Wheat	-	-	-	-	-	-	217	11	5
Maize	89	7	2	112	14	18	58,533	10,791	3,450
Sorghum	-	-	-	112	16	28	56,852	24,862	4,786
Finger millet	-	-	-	-	-	-	9,488	1,383	307
Oats / 'Aja'	-	-	-	-	-	-	111	5	3
Rice	-	-	-	-	-	-	-	-	-
Pulses	-	-	-	112	5	28	27,133	2,720	818
Horse / Faba beans	-	-	-	-	-	-	190	3	-
Field Peas	-	-	-	-	-	-	-	-	-
Haricot beans	-	-	-	112	5	28	20,331	1,944	573
Chick peas	-	-	-	-	-	-	2,744	217	64
Lentils	-	-	-	-	-	-	-	-	-
Vetch / Grass peas	-	-	-	-	-	-	-	-	-
Soya beans	-	-	-	-	-	-	5,625	555	181
Fenugreek	-	-	-	-	-	-	109	*	*
Gibto	-	-	-	-	-	-	-	-	-
Oilseeds	-	-	-	-	-	-	47,090	14,037	1,757
Neug	-	-	-	-	-	-	21,928	6,633	672
Linseed	-	-	-	-	-	-	3,688	111	23
Groundnuts	-	-	-	-	-	-	13,347	798	390
Safflower	-	-	-	-	-	-	961	27	2
Sesame	-	-	-	-	-	-	29,453	6,453	671
Rapeseed	-	-	-	-	-	-	197	15	*
Vegetables	1,385	59	17	302	5	5	16,491	615	-
Lettuce	-	-	-	-	-	-	-	-	-
Head cabbage	-	-	-	-	-	-	1,255	10	-
Ethiopian cabbage	-	-	-	-	-	-	1,096	13	-
Tomatoes	-	-	-	-	-	-	855	10	-
Green peppers	-	-	-	-	-	-	412	3	-
Red peppers	1,385	59	17	302	5	5	14,601	579	-
Swiss chard	-	-	-	-	-	-	106	*	-
Root crops	112	2	6	-	-	-	16,158	340	-
Beetroot	-	-	-	-	-	-	572	1	-
Carrot	-	-	-	-	-	-	627	3	-
Onion	112	2	6	-	-	-	3,279	72	-
Potatoes	-	-	-	-	-	-	-	-	-
Garlic	-	-	-	-	-	-	852	3	-
Taro 'Godere'	-	-	-	-	-	-	252	10	-
Sweet potatoes	-	-	-	-	-	-	13,700	251	-
Other Temporary	-	-	-	-	-	-	17,480	1,210	-
Permanent crops	-	-	-	-	-	-	34,806	1,081	-
Avocado	-	-	-	-	-	-	286	5	-
Bananas	-	-	-	-	-	-	11,496	267	-
Guava	-	-	-	-	-	-	1,943	16	-
Lemons	-	-	-	-	-	-	2,827	9	-
Mangoes	-	-	-	-	-	-	23,028	318	-
Oranges	-	-	-	-	-	-	3,185	19	-
Papayas	-	-	-	-	-	-	4,949	16	-
Pineapples	-	-	-	-	-	-	-	-	-
Chat	-	-	-	-	-	-	5,652	164	-
Coffee	-	-	-	-	-	-	5,996	94	-
Hops / 'Geshe'	-	-	-	-	-	-	2,946	16	-
Enset	-	-	-	-	-	-	-	-	-
Sugar cane	-	-	-	-	-	-	259	3	-
Other permanent	-	-	-	-	-	-	3,478	153	-

(Table 1.6.2 Cont'd.)

Asosa

	IMPROVED SEED			PESTICIDE		IRRIGATION		EXTENSION PACKAGE	
Crop type	Holder	Hectare	Quintal	Holder	Hectare	Holder	Hectare	Holder	Hectare
All	6,263	790	124	4,219	640	2,564	133	887	343
Cereals	1,698	718	124	3,647	622	-	-	710	343
Teff	-	-	-	-	-	-	-	-	-
Barley	-	-	-	-	-	-	-	-	-
Wheat	-	-	-	-	-	-	-	-	-
Maize	1,698	718	124	3,527	605	-	-	601	310
Sorghum	-	-	-	121	16	-	-	-	-
Finger millet	-	-	-	-	-	-	-	109	33
Oats / 'Aja'	-	-	-	-	-	-	-	-	-
Rice	-	-	-	-	-	-	-	-	-
Pulses	-	-	-	95	1	-	-	-	-
Horse / Faba beans	-	-	-	95	1	-	-	-	-
Field Peas	-	-	-	-	-	-	-	-	-
Haricot beans	-	-	-	-	-	-	-	-	-
Chick peas	-	-	-	-	-	-	-	-	-
Lentils	-	-	-	-	-	-	-	-	-
Vetch / Grass peas	-	-	-	-	-	-	-	-	-
Soya beans	-	-	-	-	-	-	-	-	-
Fenugreek	-	-	-	-	-	-	-	-	-
Gibto	-	-	-	-	-	-	-	-	-
Oilseeds	-	-	-	106	2	109	42	-	-
Neug	-	-	-	-	-	109	42	-	-
Linseed	-	-	-	-	-	-	-	-	-
Groundnuts	-	-	-	-	-	-	-	-	-
Safflower	-	-	-	-	-	-	-	-	-
Sesame	-	-	-	106	2	-	-	-	-
Rapeseed	-	-	-	-	-	-	-	-	-
Vegetables	190	1	-	-	-	562	14	-	-
Lettuce	-	-	-	-	-	-	-	-	-
Head cabbage	190	1	-	-	-	202	6	-	-
Ethiopian cabbage	-	-	-	-	-	-	-	-	-
Tomatoes	-	-	-	-	-	303	5	-	-
Green peppers	-	-	-	-	-	-	-	-	-
Red peppers	-	-	-	-	-	178	3	-	-
Swiss chard	-	-	-	-	-	-	-	-	-
Root crops	95	1	-	95	13	106	*	-	-
Beetroot	-	-	-	-	-	-	-	-	-
Carrot	-	-	-	-	-	-	-	-	-
Onion	95	1	-	95	13	106	*	-	-
Potatoes	-	-	-	-	-	-	-	-	-
Garlic	-	-	-	-	-	-	-	-	-
Taro 'Godere'	-	-	-	-	-	-	-	-	-
Sweet potatoes	-	-	-	-	-	-	-	-	-
Other Temporary	-	-	-	-	-	-	-	-	-
Permanent crops				371	3	2,285	76	176	*
Avocado				-	-	91	*	-	-
Bananas				91	3	2,285	45	87	*
Guava				-	-	-	-	-	-
Lemons				140	*	-	-	-	-
Mangoes				140	*	197	2	89	*
Oranges				-	-	-	-	-	-
Papayas				-	-	91	*	89	*
Pineapples				-	-	-	-	-	-
Chat				-	-	1,001	17	-	-
Coffee	4,481	69	-	-	-	1,272	11	-	-
Hops / 'Gesho'				-	-	180	1	-	-
Enset				-	-	-	-	-	-
Sugar cane				-	-	178	1	-	-
Other permanent				-	-	-	-	-	-

Table1.6.3 Number of Holders, Inputs Applied Area and Quantity of Inputs used

Kemashi

Crop type	All Crop Area	All Fertilizers		Natural		DAP		
		Hectare	Quintal	Holder	Hectare	Holder	Hectare	Quintal
All	35,183	4,900	1,780	6,152	3,186	*	*	*
Cereals	25,319	3,906	1,663	5,543	2,325	*	*	*
Teff	2,374	*	*	*	*	*	*	*
Barley	*	-	-	-	-	-	-	-
Wheat	-	-	-	-	-	-	-	-
Maize	8,584	2,394	1,545	5,076	1,310	*	*	*
Sorghum	13,513	*	-	*	*	-	-	-
Finger millet	838	*	-	*	*	-	-	-
Oats / 'Aja'	*	*	-	*	*	-	-	-
Rice	-	-	-	-	-	-	-	-
Pulses	813	*	*	1,224	*	-	-	-
Horse / Faba beans	-	-	-	-	-	-	-	-
Field Peas	-	-	-	-	-	-	-	-
Haricot beans	811	*	*	1,224	*	-	-	-
Chick peas	-	-	-	-	-	-	-	-
Lentils	-	-	-	-	-	-	-	-
Vetch / Grass peas	-	-	-	-	-	-	-	-
Soya beans	*	*	-	*	*	-	-	-
Fenugreek	-	-	-	-	-	-	-	-
Gibto	-	-	-	-	-	-	-	-
Oilseeds	8,724	809	*	1,545	*	*	*	*
Neug	254	*	-	*	*	-	-	-
Linseed	*	-	-	-	-	-	-	-
Groundnuts	28	*	-	*	*	-	-	-
Safflower	-	-	-	-	-	-	-	-
Sesame	8,432	788	*	*	*	*	*	*
Rapeseed	*	*	-	*	*	-	-	-
Vegetables	53	31	*	1,824	30	-	-	-
Lettuce	-	-	-	-	-	-	-	-
Head cabbage	*	-	-	-	-	-	-	-
Ethiopian cabbage	*	*	-	*	*	-	-	-
Tomatoes	*	*	-	*	*	-	-	-
Green peppers	8	*	*	*	*	-	-	-
Red peppers	37	21	-	1,599	21	-	-	-
Swiss chard	-	-	-	-	-	-	-	-
Root crops	50	*	-	727	*	-	-	-
Beetroot	*	*	-	*	*	-	-	-
Carrot	*	-	-	-	-	-	-	-
Onion	*	-	-	-	-	-	-	-
Potatoes	-	-	-	-	-	-	-	-
Garlic	*	*	-	*	*	-	-	-
Taro 'Godere'	*	-	-	-	-	-	-	-
Sweet potatoes	47	*	-	610	*	-	-	-
Other Temporary	35	7	-	320	7	-	-	-
Permanent crops	190	*	-	418	*	-	-	-
Avocado	*	-	-	-	-	-	-	-
Bananas	26	-	-	-	-	-	-	-
Guava	-	-	-	-	-	-	-	-
Lemons	*	*	-	*	*	-	-	-
Mangoes	*	*	-	322	*	-	-	-
Oranges	*	-	-	-	-	-	-	-
Papayas	*	-	-	-	-	-	-	-
Pineapples	-	-	-	-	-	-	-	-
Chat	*	-	-	-	-	-	-	-
Coffee	8	*	-	*	*	-	-	-
Hops / 'Geshe'	-	-	-	-	-	-	-	-
Enset	-	-	-	-	-	-	-	-
Sugar cane	*	-	-	-	-	-	-	-
Other permanent	*	-	-	-	-	-	-	-

(Table 1.6.3 cont'd.)

Kemashi

[illegible]

(Table 1.6.3 Cont'd.)

Kemashi

[illegible]

Table1.7 Number of Holders, Inputs Applied Area and Quantity of Inputs used

S.N.N.P. Region

Crop type	All	All Fertilizers		Natural		DAP		
	Crop Area	Hectare	Quintal	Holder	Hectare	Holder	Hectare	Quintal
All	1,348,282	689,586	353,071	2,044,036	355,492	773,271	253,614	249,280
Cereals	708,276	359,761	277,152	618,827	74,394	698,413	216,504	194,876
Teff	193,193	96,521	61,414	46,090	4,630	292,091	75,050	50,093
Barley	81,506	42,808	29,555	168,263	17,971	167,001	21,872	26,392
Wheat	119,118	90,944	91,113	108,887	12,021	260,106	52,165	57,447
Maize	206,397	108,388	87,150	353,002	26,007	281,792	61,569	55,218
Sorghum	103,150	19,288	7,241	139,570	13,456	45,746	4,684	5,175
Finger millet	4,575	1,629	473	6,009	285	12,823	1,017	357
Oats / 'Aja'	315	181	206	3,738	24	6,725	146	194
Rice	22	-	-	-	-	-	-	-
Pulses	161,547	46,890	32,311	465,756	20,197	203,644	21,658	24,763
Horse / Faba beans	60,485	18,101	10,439	252,459	8,931	84,431	7,530	8,475
Field Peas	48,058	10,896	9,006	85,881	3,810	56,584	5,943	5,568
Haricot beans	44,767	15,921	12,530	187,437	5,795	86,100	7,901	8,595
Chick peas	5,230	1,155	*	13,793	1,054	2,623	87	45
Lentils	968	226	68	3,721	54	5,702	*	66
Vetch / Grass peas	*	*	*	4,017	*	*	*	*
Soya beans	40	16	-	1,650	16	-	-	-
Fenugreek	190	93	*	14,689	87	1,089	6	*
Gibto	-	-	-	-	-	-	-	-
Oilseeds	6,869	1,326	989	28,212	694	14,098	555	714
Neug	2,792	*	*	*	*	*	*	*
Linseed	2,770	524	253	9,622	190	10,349	304	214
Groundnuts	195	44	*	1,866	44	*	*	*
Safflower	395	25	*	1,799	25	-	-	-
Sesame	182	*	-	*	*	-	-	-
Rapeseed	535	454	727	13,206	155	4,330	251	*
Vegetables	31,329	24,159	15,908	1,134,327	13,640	64,184	6,879	9,574
Lettuce	11	8	*	6,399	8	-	-	-
Head cabbage	430	364	*	46,260	257	2,297	55	84
Ethiopian cabbage	13,794	11,562	1,066	1,091,879	11,222	14,528	263	617
Tomatoes	237	107	*	14,474	106	*	*	*
Green peppers	622	344	*	90,709	340	*	*	*
Red peppers	16,211	11,753	14,661	72,941	1,688	49,676	6,554	8,857
Swiss chard	25	20	*	15,427	20	*	*	*
Root crops	60,717	34,695	9,047	794,668	30,370	88,921	3,040	6,727
Beetroot	205	173	*	57,510	122	2,887	22	25
Carrot	252	190	*	30,272	118	2,520	*	*
Onion	741	394	*	71,764	241	3,456	*	*
Potatoes	9,658	8,587	7,740	173,836	4,835	73,544	2,575	5,734
Garlic	263	168	8	51,907	159	*	*	*
Taro 'Godere'	18,427	7,308	*	334,136	7,221	3,524	83	88
Sweet potatoes	31,171	17,876	*	365,284	17,674	6,768	*	*
Other Temporary	29,873	8,182	519	409,639	7,824	5,809	*	391
Permanent crops	349,670	214,573		1,915,573	208,373			
Avocado	2,872	1,746		289,845	1,731			
Bananas	18,255	4,813		407,646	4,400			
Guava	106	44		17,324	42			
Lemons	155	67		17,534	55			
Mangoes	2,111	355		71,713	354			
Oranges	859	554		80,110	545			
Papayas	931	463		107,338	460			
Pineapples	*	*		*	*			
Chat	25,060	11,339		340,602	10,808			
Coffee	87,619	35,991		855,175	32,449			
Hops / 'Gescho'	2,416	1,371		97,926	1,328			
Enset	192,883	151,552		1,754,302	150,424			
Sugar cane	10,787	3,947		280,175	3,465			
Other permanent	4,732	2,276		120,759	2,260			

(Table 1.7.cont'd.)

S.N.N.P. Region

Crop type	UREA			UREA + DAP			INDIGENOUS SEED		
	Holder	Hectare	Quintal	Holder	Hectare	Quintal	Holder	Hectare	Quintal
All	47,947	6,324	7,039	244,750	74,156	96,752	2,586,561	1,268,180	608,636
Cereals	38,625	5,617	5,784	222,357	63,245	76,493	1,874,664	633,896	463,923
Teff	10,144	1,951	1,523	69,808	14,890	9,798	748,448	185,831	90,257
Barley	7,388	312	408	29,916	2,653	2,754	619,223	79,107	103,762
Wheat	11,859	1,272	1,295	96,397	25,486	32,370	571,954	104,245	176,849
Maize	14,881	1,972	2,537	95,574	18,839	29,396	894,698	157,795	73,547
Sorghum	1,033	*	*	14,137	1,041	2,049	570,575	102,017	17,729
Finger millet	*	*	*	*	*	*	54,984	4,567	1,312
Oats / 'Aja'	-	-	-	*	*	*	16,106	313	456
Rice	-	-	-	-	-	-	*	22	*
Pulses	5,262	170	198	50,371	4,866	7,351	1,280,457	161,045	141,834
Horse / Faba beans	1,752	68	41	17,692	1,573	1,922	675,656	60,435	68,234
Field Peas	*	*	*	12,674	1,078	1,390	366,890	47,978	37,887
Haricot beans	*	*	*	24,235	*	3,827	592,725	44,399	30,877
Chick peas	-	-	-	*	*	*	43,482	5,228	2,488
Lentils	-	-	-	*	*	*	25,975	968	495
Vetch / Grass peas	-	-	-	*	*	*	11,273	*	*
Soya beans	-	-	-	-	-	-	3,604	37	10
Fenugreek	-	-	-	-	-	-	22,037	190	55
Gibto	-	-	-	-	-	-	-	-	-
Oilseeds	574	*	*	1,878	*	*	116,818	6,858	2,880
Neug	-	-	-	-	-	-	12,425	2,792	*
Linseed	328	4	*	*	*	*	65,290	2,770	913
Groundnuts	-	-	-	*	*	*	5,273	194	86
Safflower	-	-	-	*	*	*	11,754	386	*
Sesame	-	-	-	-	-	-	3,594	182	28
Rapeseed	*	*	*	*	*	*	22,359	535	37
Vegetables	3,619	262	*	29,538	3,377	6,109	1,394,482	30,954	-
Lettuce	*	*	*	-	-	-	5,987	6	-
Head cabbage	*	*	*	*	*	*	49,100	396	-
Ethiopian cabbage	*	*	*	4,844	75	*	1,280,917	13,571	-
Tomatoes	-	-	-	*	*	*	22,371	234	-
Green peppers	-	-	-	-	-	-	142,470	621	-
Red peppers	3,126	261	*	23,433	3,250	5,582	201,035	16,108	-
Swiss chard	-	-	-	-	-	-	13,599	19	-
Root crops	3,071	32	*	19,040	1,254	2,116	1,270,825	60,428	-
Beetroot	*	*	*	*	*	*	63,931	190	-
Carrot	*	*	*	*	*	*	37,057	244	-
Onion	23	*	*	*	*	*	98,152	729	-
Potatoes	*	22	*	15,128	1,155	1,959	284,963	9,623	-
Garlic	-	-	-	*	*	*	73,688	260	-
Taro 'Godere'	*	*	*	*	*	*	586,424	18,267	-
Sweet potatoes	*	*	*	2,129	*	*	588,626	31,115	-
Other Temporary	*	*	*	1,243	*	*	706,121	29,559	-
Permanent crops							2,407,500	345,439	
Avocado							436,804	2,810	
Bananas							755,542	18,142	
Guava							40,385	104	
Lemons							45,149	155	
Mangoes							161,271	2,102	
Oranges							126,363	845	
Papayas							213,410	903	
Pineapples							*	*	
Chat							566,707	24,915	
Coffee							1,298,837	84,632	
Hops / 'Gescho'							199,607	2,404	
Enset							2,141,325	192,225	
Sugar cane							525,360	10,681	
Other permanent							215,654	4,637	

(Table 1.7 Cont'd.)

S.N.N.P. Region

Crop type	IMPROVED SEED			PESTICIDE		IRRIGATION		EXTENSION PACKAGE	
	Holder	Hectare	Quintal	Holder	Hectare	Holder	Hectare	Holder	Hectare
All	349,596	76,038	50,397	459,195	157,756	72,890	31,461	355,388	94,215
Cereals	302,214	73,121	50,182	405,228	146,578	26,901	11,106	333,784	86,512
Teff	27,905	7,286	3,950	251,181	67,352	5,280	1,436	58,804	15,703
Barley	13,489	2,396	3,595	77,110	7,328	*	*	20,048	3,879
Wheat	69,167	14,872	27,377	248,556	66,084	*	*	79,047	17,648
Maize	213,967	48,268	15,228	6,939	1,390	25,375	8,922	217,079	47,531
Sorghum	*	*	*	15,319	3,570	4,791	717	20,927	1,737
Finger millet	-	-	-	7,344	798	58	24	*	*
Oats / 'Aja'	-	-	-	1,236	*	-	-	-	-
Rice	-	-	-	-	-	-	-	-	-
Pulses	3,069	*	*	16,020	1,162	6,236	378	38,157	3,339
Horse / Faba beans	*	*	-	12,073	743	-	-	8,173	841
Field Peas	*	*	*	4,402	339	675	*	6,883	607
Haricot beans	*	*	*	1,724	58	5,193	307	25,576	1,889
Chick peas	-	-	-	*	*	-	-	*	*
Lentils	-	-	-	*	*	*	*	-	-
Vetch / Grass peas	-	-	-	-	-	-	-	-	-
Soya beans	*	*	-	-	-	*	*	*	*
Fenugreek	-	-	-	-	-	-	-	-	-
Gibto	-	-	-	-	-	-	-	-	-
Oilseeds	*	*	1	4,010	*	1,146	21	2,293	72
Neug	-	-	-	-	-	-	-	-	-
Linseed	-	-	-	4,010	*	1,021	21	866	*
Groundnuts	*	*	1	-	-	125	1	102	1
Safflower	-	-	-	-	-	-	-	*	*
Sesame	-	-	-	-	-	*	*	*	*
Rapeseed	-	-	-	-	-	-	-	*	*
Vegetables	14,865	*	-	16,239	*	17,304	297	14,946	427
Lettuce	*	*	-	-	-	*	*	*	*
Head cabbage	8,202	33	-	*	*	2,712	70	4,475	29
Ethiopian cabbage	*	*	-	6,736	81	8,785	66	4,723	79
Tomatoes	1,641	*	-	1,567	38	2,779	96	*	*
Green peppers	*	*	-	532	2	5,358	33	1,641	*
Red peppers	*	*	-	8,190	*	715	27	1,985	*
Swiss chard	4,040	5	-	-	-	1,851	4	2,994	3
Root crops	17,466	66	-	27,292	1,680	17,899	514	23,127	478
Beetroot	13,193	15	-	*	*	2,411	4	8,334	18
Carrot	7,790	9	-	*	*	2,476	*	8,138	21
Onion	6,111	12	-	*	*	3,290	76	6,622	17
Potatoes	*	*	-	18,325	1,433	*	*	3,437	166
Garlic	*	*	-	1,490	*	*	*	*	*
Taro 'Godere'	556	*	-	2,211	62	1,525	26	3,775	136
Sweet potatoes	564	13	-	4,964	156	7,243	310	3,336	*
Other Temporary	447	18	-	7,179	5,129	20,156	8,712	4,241	236
Permanent crops				38,836	1,408	53,812	10,434	54,076	3,151
Avocado				1,713	5	7,259	104	3,235	12
Bananas				2,804	21	25,561	6,194	8,533	89
Guava				-	-	956	5	-	-
Lemons				-	-	4,163	28	-	-
Mangoes				834	1	12,525	973	791	5
Oranges				*	*	2,115	14	*	*
Papayas				244	*	9,786	105	924	*
Pineapples				-	-	-	-	*	*
Chat				15,254	758	8,657	*	8,658	192
Coffee	29,704	2,104	-	9,177	381	20,016	1,338	35,053	1,597
Hops / 'Gescho'				*	*	-	-	*	*
Enset				7,220	224	15,848	1,016		
Sugar cane				1,696	*	6,581	131	5,179	*
Other permanent				810	*	11,919	74	1,071	*

Table1.7.1 Number of Holders, Inputs Applied Area and Quantity of Inputs used

Gurage

Crop type	All Crop Area	All Fertilizers		Natural		DAP		
		Hectare	Quintal	Holder	Hectare	Holder	Hectare	Quintal
All	131,262	99,913	67,755	242,505	45,406	139,720	46,106	54,115
Cereals	74,419	54,011	56,873	78,626	5,457	132,565	40,596	44,585
Teff	27,670	22,350	17,257	*	*	44,997	19,426	14,096
Barley	13,159	12,055	18,530	26,070	887	68,845	10,706	17,397
Wheat	12,533	9,666	13,941	13,869	308	58,241	7,196	10,270
Maize	15,447	8,280	6,223	48,069	3,304	14,224	2,741	2,162
Sorghum	5,500	*	778	7,970	*	*	*	*
Finger millet	*	-	-	-	-	-	-	-
Oats / 'Aja'	109	*	*	*	*	5,017	*	*
Rice	-	-	-	-	-	-	-	-
Pulses	10,390	7,253	6,077	66,837	3,038	33,954	3,982	5,167
Horse / Faba beans	3,859	3,302	*	52,410	2,016	18,764	*	*
Field Peas	3,040	2,950	3,478	5,818	*	19,215	*	3,465
Haricot beans	*	*	*	11,559	126	*	*	*
Chick peas	*	*	*	*	*	*	*	*
Lentils	*	*	*	-	-	*	*	*
Vetch / Grass peas	*	*	-	*	*	-	-	-
Soya beans	*	*	-	*	*	-	-	-
Fenugreek	*	*	*	1,520	*	*	*	*
Gibto	-	-	-	-	-	-	-	-
Oilseeds	2,792	*	*	7,189	*	*	*	*
Neug	2,707	*	*	*	*	*	*	*
Linseed	*	*	*	*	*	*	*	*
Groundnuts	*	*	*	*	*	*	*	*
Safflower	*	*	-	*	*	-	-	-
Sesame	-	-	-	-	-	-	-	-
Rapeseed	17	16	-	4,890	16	-	-	-
Vegetables	3,673	2,096	*	159,996	1,592	6,468	*	233
Lettuce	2	*	-	3,228	*	-	-	-
Head cabbage	44	41	*	16,531	39	*	*	*
Ethiopian cabbage	1,215	1,142	*	152,276	1,094	*	*	*
Tomatoes	*	*	-	*	*	-	-	-
Green peppers	30	26	-	14,454	26	-	-	-
Red peppers	2,360	*	*	8,283	*	*	*	*
Swiss chard	7	6	*	6,238	6	*	*	*
Root crops	2,411	2,231	3,711	88,188	1,294	31,144	906	3,585
Beetroot	18	13	*	14,749	12	*	*	*
Carrot	*	31	*	13,793	30	1,235	*	*
Onion	18	10	*	11,011	9	*	*	*
Potatoes	1,317	1,276	3,686	35,063	345	30,161	900	3,560
Garlic	26	20	*	11,302	19	*	*	*
Taro 'Godere'	917	815	*	39,242	813	*	*	*
Sweet potatoes	*	*	*	7,559	*	*	*	*
Other Temporary	*	*	*	21,923	*	1,707	*	*
Permanent crops	37,267	33,741		222,783	33,618			
Avocado	80	66		22,642	66			
Bananas	379	302		37,367	302			
Guava	17	*		2,202	*			
Lemons	31	22		5,096	22			
Mangoes	24	21		8,302	21			
Oranges	507	355		32,860	347			
Papayas	78	66		24,852	66			
Pineapples	*	*		*	*			
Chat	4,471	2,607		74,619	2,583			
Coffee	2,900	2,484		83,238	2,433			
Hops / 'Gescho'	*	*		46,340	*			
Enset	27,214	26,595		212,882	26,565			
Sugar cane	*	257		22,519	257			
Other permanent	130	110		22,253	110			

(Table 1.7.1 cont'd.)

Gurage

Crop type	UREA			UREA + DAP			INDIGENOUS SEED		
	Holder	Hectare	Quintal	Holder	Hectare	Quintal	Holder	Hectare	Quintal
All	9,954	1,094	1,022	21,880	7,307	12,617	255,809	119,669	81,997
Cereals	9,318	1,068	955	21,155	6,890	11,332	203,743	63,356	60,602
Teff	*	*	*	5,973	*	*	64,332	25,460	10,561
Barley	*	*	*	2,166	*	*	100,719	12,303	24,920
Wheat	*	*	*	7,024	*	*	91,039	8,472	17,490
Maize	*	*	*	10,457	2,098	3,992	75,856	11,959	6,304
Sorghum	*	*	*	*	*	*	37,873	5,052	1,086
Finger millet	-	-	-	-	-	-	*	*	*
Oats / 'Aja'	-	-	-	-	-	-	8,392	109	*
Rice	-	-	-	-	-	-	-	-	-
Pulses	*	*	*	*	*	*	113,415	10,326	19,558
Horse / Faba beans	*	*	*	*	*	*	84,999	3,859	11,134
Field Peas	-	-	-	*	*	*	24,781	3,020	5,457
Haricot beans	-	-	-	*	*	*	24,689	*	*
Chick peas	-	-	-	-	-	-	10,360	*	*
Lentils	-	-	-	-	-	-	*	*	*
Vetch / Grass peas	-	-	-	-	-	-	*	*	*
Soya beans	-	-	-	-	-	-	*	*	*
Fenugreek	-	-	-	-	-	-	*	*	*
Gibto	-	-	-	-	-	-	-	-	-
Oilseeds	-	-	-	*	*	*	20,282	2,792	*
Neug	-	-	-	-	-	-	11,554	2,707	*
Linseed	-	-	-	*	*	*	2,772	*	*
Groundnuts	-	-	-	-	-	-	*	*	*
Safflower	-	-	-	-	-	-	*	*	*
Sesame	-	-	-	-	-	-	-	-	-
Rapeseed	-	-	-	-	-	-	5,273	17	*
Vegetables	-	-	-	*	*	*	173,898	3,550	-
Lettuce	-	-	-	-	-	-	3,207	2	-
Head cabbage	-	-	-	-	-	-	14,208	34	-
Ethiopian cabbage	-	-	-	*	*	*	160,515	1,205	-
Tomatoes	-	-	-	-	-	-	*	*	-
Green peppers	-	-	-	-	-	-	15,779	29	-
Red peppers	-	-	-	*	*	*	24,520	2,259	-
Swiss chard	-	-	-	-	-	-	5,653	6	-
Root crops	*	*	*	*	*	*	118,236	2,393	-
Beetroot	-	-	-	-	-	-	14,204	13	-
Carrot	-	-	-	-	-	-	15,057	*	-
Onion	-	-	-	-	-	-	12,436	15	-
Potatoes	*	*	*	*	*	*	65,464	1,317	-
Garlic	-	-	-	-	-	-	11,978	24	-
Taro 'Godere'	-	-	-	*	*	*	40,937	914	-
Sweet potatoes	-	-	-	-	-	-	8,848	*	-
Other Temporary	-	-	-	-	-	-	30,020	148	-
Permanent crops							229,020	37,104	
Avocado							27,398	79	
Bananas							48,643	377	
Guava							4,808	17	
Lemons							8,627	31	
Mangoes							9,879	24	
Oranges							41,095	494	
Papayas							27,579	71	
Pineapples							*	*	
Chat							100,781	4,445	
Coffee							90,512	2,824	
Hops / 'Geshe'							61,573	*	
Enset							215,514	27,176	
Sugar cane							24,195	*	
Other permanent							28,708	130	

(Table 1.7.1 Cont'd.)

Gurage

Crop type	IMPROVED SEED			PESTICIDE		IRRIGATION		EXTENSION PACKAGE	
	Holder	Hectare	Quintal	Holder	Hectare	Holder	Hectare	Holder	Hectare
All	53,620	11,092	11,084	56,537	20,381	7,276	*	52,940	15,335
Cereals	42,594	10,852	11,084	50,482	19,999	*	*	48,012	14,896
Teff	6,071	2,210	1,172	30,760	11,019	-	-	10,211	4,817
Barley	5,241	*	*	13,783	1,027	-	-	5,008	891
Wheat	17,682	4,061	6,967	34,543	7,196	-	-	17,315	3,969
Maize	19,072	3,437	1,333	*	*	*	*	24,459	4,474
Sorghum	*	*	*	*	*	-	-	*	*
Finger millet	-	-	-	-	-	-	-	-	-
Oats / 'Aja'	-	-	-	-	-	-	-	-	-
Rice	-	-	-	-	-	-	-	-	-
Pulses	*	*	-	*	*	*	*	4,209	*
Horse / Faba beans	-	-	-	*	*	-	-	*	*
Field Peas	*	*	-	-	-	-	-	*	*
Haricot beans	-	-	-	*	*	*	*	*	*
Chick peas	-	-	-	-	-	-	-	-	-
Lentils	-	-	-	-	-	*	*	-	-
Vetch / Grass peas	-	-	-	-	-	-	-	-	-
Soya beans	-	-	-	-	-	-	-	-	-
Fenugreek	-	-	-	-	-	-	-	-	-
Gibto	-	-	-	-	-	-	-	-	-
Oilseeds	-	-	-	-	-	-	-	-	-
Neug	-	-	-	-	-	-	-	-	-
Linseed	-	-	-	-	-	-	-	-	-
Groundnuts	-	-	-	-	-	-	-	-	-
Safflower	-	-	-	-	-	-	-	-	-
Sesame	-	-	-	-	-	-	-	-	-
Rapeseed	-	-	-	-	-	-	-	-	-
Vegetables	6,807	*	-	*	*	3,203	6	3,059	4
Lettuce	*	*	-	-	-	-	-	*	*
Head cabbage	4,142	*	-	-	-	*	*	*	*
Ethiopian cabbage	*	*	-	*	*	*	*	-	-
Tomatoes	*	*	-	*	*	-	-	-	-
Green peppers	*	*	-	-	-	*	*	-	-
Red peppers	*	*	-	-	-	-	-	-	-
Swiss chard	*	*	-	-	-	*	*	*	*
Root crops	7,772	13	-	1,437	*	*	*	7,653	29
Beetroot	6,400	5	-	-	-	*	*	4,431	4
Carrot	3,938	5	-	-	-	*	*	4,683	6
Onion	2,865	*	-	*	*	*	*	3,370	4
Potatoes	-	-	-	*	*	*	*	*	*
Garlic	*	*	-	*	*	*	*	*	*
Taro 'Godere'	-	-	-	-	-	*	*	*	*
Sweet potatoes	-	-	-	-	-	-	-	*	*
Other Temporary	-	-	-	-	-	-	-	*	*
Permanent crops				5,701	175	3,156	*	3,748	130
Avocado				*	*	*	*	*	*
Bananas				-	-	*	*	*	*
Guava				-	-	-	-	-	-
Lemons				-	-	-	-	-	-
Mangoes				-	-	*	*	-	-
Oranges				*	*	*	*	*	*
Papayas				-	-	*	*	-	-
Pineapples				-	-	-	-	-	-
Chat				*	*	*	*	*	*
Coffee	5,047	*	-	*	*	*	*	*	*
Hops / 'Geshe'				-	-	-	-	-	-
Enset				1,375	*	*	*	-	-
Sugar cane				*	*	*	*	-	-
Other permanent				-	-	*	*	*	*

Table1.7.2 Number of Holders, Inputs Applied Area and Quantity of Inputs used

Hadiya

Crop type	All Crop Area	All Fertilizers		Natural		DAP		
		Hectare	Quintal	Holder	Hectare	Holder	Hectare	Quintal
All	142,672	120,414	87,348	195,637	29,591	139,691	63,423	59,368
Cereals	98,828	85,139	72,639	64,939	5,799	130,232	54,863	48,012
Teff	29,086	25,728	15,844	10,791	1,176	70,876	17,752	12,583
Barley	4,423	4,142	2,955	7,076	211	32,158	2,727	2,094
Wheat	35,959	34,905	42,902	3,243	*	74,849	21,421	24,994
Maize	20,714	17,937	10,115	46,041	2,802	54,896	12,067	7,827
Sorghum	8,071	2,069	*	20,112	1,164	7,590	709	409
Finger millet	*	*	*	*	*	*	*	*
Oats / 'Aja'	*	*	*	-	-	*	*	*
Rice	-	-	-	-	-	-	-	-
Pulses	11,051	8,468	6,930	33,691	994	35,572	5,364	4,910
Horse / Faba beans	5,531	4,796	4,307	11,600	381	23,838	3,316	3,218
Field Peas	3,724	2,284	1,478	1,709	*	11,045	1,592	1,085
Haricot beans	1,626	1,239	*	21,479	538	7,528	331	*
Chick peas	25	*	*	*	*	*	*	*
Lentils	*	*	*	*	*	*	*	*
Vetch / Grass peas	-	-	-	-	-	-	-	-
Soya beans	*	*	-	*	*	-	-	-
Fenugreek	*	*	-	*	*	-	-	-
Gibto	-	-	-	-	-	-	-	-
Oilseeds	1,929	602	654	6,700	133	6,108	398	*
Neug	*	-	-	-	-	-	-	-
Linseed	*	*	75	1,710	*	3,480	*	*
Groundnuts	-	-	-	-	-	-	-	-
Safflower	-	-	-	-	-	-	-	-
Sesame	*	*	-	*	*	-	-	-
Rapeseed	420	387	*	4,990	*	3,215	226	*
Vegetables	3,746	3,266	1,284	166,107	2,090	8,680	818	919
Lettuce	*	*	-	*	*	-	-	-
Head cabbage	19	19	*	7,993	18	-	-	-
Ethiopian cabbage	1,730	1,691	*	158,603	1,629	*	*	*
Tomatoes	*	*	-	4,312	*	-	-	-
Green peppers	84	80	-	16,957	80	-	-	-
Red peppers	1,860	1,433	1,162	24,869	*	7,517	*	*
Swiss chard	2	2	-	2,402	2	-	-	-
Root crops	3,022	2,416	578	85,212	1,846	17,217	440	464
Beetroot	48	43	*	21,472	37	*	*	*
Carrot	2	2	*	1,684	1	*	*	*
Onion	28	26	-	13,785	26	-	-	-
Potatoes	807	723	518	19,320	199	14,291	409	428
Garlic	*	*	*	2,640	5	*	*	*
Taro 'Godere'	338	238	*	19,890	231	*	*	*
Sweet potatoes	1,784	1,376	*	33,565	1,347	*	*	*
Other Temporary	676	628	*	66,105	553	*	*	*
Permanent crops	23,421	19,894		189,392	18,174			
Avocado	279	242		48,311	228			
Bananas	1,432	939		75,632	654			
Guava	9	7		2,931	7			
Lemons	*	*		*	*			
Mangoes	*	*		8,734	*			
Oranges	29	26		8,088	26			
Papayas	39	33		11,618	32			
Pineapples	*	*		*	*			
Chat	1,440	1,238		45,403	1,197			
Coffee	4,849	2,822		83,306	1,639			
Hops / 'Gescho'	119	96		19,670	86			
Enset	13,677	13,617		181,829	13,589			
Sugar cane	1,451	795		53,571	653			
Other permanent	30	21		8,578	18			

(Table 1.7.2 cont'd.)

Hadiya

Crop type	UREA			UREA + DAP			INDIGENOUS SEED		
	Holder	Hectare	Quintal	Holder	Hectare	Quintal	Holder	Hectare	Quintal
All	2,785	*	*	67,542	27,114	27,636	202,647	133,600	105,751
Cereals	*	*	*	63,337	24,214	24,301	186,490	89,929	92,445
Teff	*	*	*	30,837	6,787	3,259	109,565	28,086	11,812
Barley	*	*	*	13,284	1,154	789	54,672	4,404	7,313
Wheat	*	*	*	39,738	13,031	17,668	107,891	31,467	62,325
Maize	*	*	*	13,866	3,012	2,278	99,817	17,357	8,769
Sorghum	*	*	*	*	*	*	78,222	8,039	1,992
Finger millet	-	-	-	*	*	*	*	*	*
Oats / 'Aja'	-	-	-	-	-	-	*	*	*
Rice	-	-	-	-	-	-	-	-	-
Pulses	*	*	*	17,415	2,110	2,019	94,617	11,027	12,742
Horse / Faba beans	*	*	*	9,204	1,099	1,089	51,254	5,531	8,061
Field Peas	-	-	-	*	*	392	24,673	3,704	3,361
Haricot beans	-	-	-	*	*	*	42,849	1,622	*
Chick peas	-	-	-	-	-	-	1,461	25	14
Lentils	-	-	-	*	*	*	5,689	*	*
Vetch / Grass peas	-	-	-	-	-	-	-	-	-
Soya beans	-	-	-	-	-	-	*	*	*
Fenugreek	-	-	-	-	-	-	*	*	*
Gibto	-	-	-	-	-	-	-	-	-
Oilseeds	*	*	*	1,442	*	*	24,114	1,929	*
Neug	-	-	-	-	-	-	*	*	*
Linseed	-	-	-	*	*	*	15,399	*	*
Groundnuts	-	-	-	-	-	-	-	-	-
Safflower	-	-	-	-	-	-	-	-	-
Sesame	-	-	-	-	-	-	*	*	*
Rapeseed	*	*	*	*	*	*	9,880	420	16
Vegetables	*	*	*	4,398	*	*	170,991	3,709	-
Lettuce	-	-	-	-	-	-	*	*	-
Head cabbage	-	-	-	*	*	*	7,725	18	-
Ethiopian cabbage	*	*	*	*	*	*	160,057	1,694	-
Tomatoes	-	-	-	-	-	-	5,143	*	-
Green peppers	-	-	-	-	-	-	17,870	84	-
Red peppers	-	-	-	*	*	*	37,747	1,860	-
Swiss chard	-	-	-	-	-	-	2,104	1	-
Root crops	*	*	*	4,148	*	*	103,024	3,019	-
Beetroot	*	*	*	*	*	*	24,038	46	-
Carrot	-	-	-	-	-	-	1,998	1	-
Onion	-	-	-	-	-	-	15,133	28	-
Potatoes	-	-	-	*	*	*	38,058	807	-
Garlic	-	-	-	-	-	-	3,582	*	-
Taro 'Godere'	-	-	-	*	*	*	24,207	338	-
Sweet potatoes	-	-	-	*	*	*	37,102	1,784	-
Other Temporary	-	-	-	*	*	*	77,350	675	-
Permanent crops							192,610	23,312	
Avocado							59,241	277	
Bananas							97,998	1,428	
Guava							4,624	9	
Lemons							2,574	*	
Mangoes							9,627	*	
Oranges							9,809	29	
Papayas							15,381	39	
Pineapples							*	*	
Chat							54,618	1,440	
Coffee							106,230	4,751	
Hops / 'Gescho'							28,566	119	
Enset							184,731	13,676	
Sugar cane							70,017	1,451	
Other permanent							10,221	27	

(Table 1.7.2 Cont'd.)

Hadiya

Crop type	IMPROVED SEED			PESTICIDE		IRRIGATION		EXTENSION PACKAGE	
	Holder	Hectare	Quintal	Holder	Hectare	Holder	Hectare	Holder	Hectare
All	32,734	8,784	9,967	139,415	55,182	*	*	33,905	13,793
Cereals	30,232	8,757	9,951	137,669	54,472	*	*	33,024	12,755
Teff	4,286	927	439	86,651	21,749	*	*	8,472	2,267
Barley	*	*	*	23,746	1,832	-	-	*	*
Wheat	11,392	4,492	8,570	99,627	30,612	-	-	15,011	6,135
Maize	18,026	3,319	918	*	*	*	*	15,062	3,717
Sorghum	-	-	-	*	*	*	*	*	*
Finger millet	-	-	-	*	*	-	-	*	*
Oats / 'Aja'	-	-	-	*	*	-	-	-	-
Rice	-	-	-	-	-	-	-	-	-
Pulses	*	*	*	1,145	*	*	*	*	*
Horse / Faba beans	-	-	-	*	*	-	-	*	*
Field Peas	*	*	*	*	*	-	-	*	*
Haricot beans	-	-	-	-	-	*	*	*	*
Chick peas	-	-	-	-	-	-	-	-	-
Lentils	-	-	-	*	*	-	-	-	-
Vetch / Grass peas	-	-	-	-	-	-	-	-	-
Soya beans	-	-	-	-	-	*	*	-	-
Fenugreek	-	-	-	-	-	-	-	-	-
Gibto	-	-	-	-	-	-	-	-	-
Oilseeds	-	-	-	*	*	-	-	*	*
Neug	-	-	-	-	-	-	-	-	-
Linseed	-	-	-	*	*	-	-	*	*
Groundnuts	-	-	-	-	-	-	-	-	-
Safflower	-	-	-	-	-	-	-	-	-
Sesame	-	-	-	-	-	-	-	-	-
Rapeseed	-	-	-	-	-	-	-	*	*
Vegetables	*	*	-	*	*	*	*	1,433	*
Lettuce	-	-	-	-	-	-	-	-	-
Head cabbage	*	*	-	-	-	*	*	*	*
Ethiopian cabbage	-	-	-	*	*	*	*	*	*
Tomatoes	*	*	-	-	-	-	-	*	*
Green peppers	-	-	-	-	-	-	-	-	-
Red peppers	-	-	-	-	-	-	-	*	*
Swiss chard	-	-	-	-	-	-	-	-	-
Root crops	*	*	-	*	*	*	*	*	*
Beetroot	*	*	-	*	*	-	-	*	*
Carrot	*	*	-	-	-	-	-	*	*
Onion	*	*	-	-	-	-	-	*	*
Potatoes	-	-	-	*	*	-	-	*	*
Garlic	-	-	-	-	-	*	*	-	-
Taro 'Godere'	-	-	-	-	-	-	-	-	-
Sweet potatoes	-	-	-	*	*	*	*	-	-
Other Temporary	-	-	-	*	*	-	-	*	*
Permanent crops				7,158	219	*	*	*	*
Avocado				-	-	*	*	*	*
Bananas				*	*	*	*	*	*
Guava				-	-	-	-	-	-
Lemons				-	-	-	-	-	-
Mangoes				-	-	-	-	-	-
Oranges				-	-	-	-	-	-
Papayas				-	-	-	-	-	-
Pineapples				-	-	-	-	-	-
Chat				*	*	*	*	*	*
Coffee	-	-	-	*	*	*	*	*	*
Hops / 'Gescho'				*	*	-	-	-	-
Enset				*	*	*	*	*	*
Sugar cane				*	*	*	*	*	*
Other permanent				-	-	-	-	*	*

Table1.7.3 Number of Holders, Inputs Applied Area and Quantity of Inputs used

Kembata-Tembaro

Crop type	All	All Fertilizers		Natural		DAP		
	Crop Area	Hectare	Quintal	Holder	Hectare	Holder	Hectare	Quintal
All	49,176	42,312	23,119	110,879	19,210	60,457	13,785	11,338
Cereals	22,813	20,257	16,408	30,129	1,475	50,305	11,256	7,777
Teff	7,102	6,734	4,390	3,836	210	31,268	5,011	3,164
Barley	1,280	1,117	724	5,654	199	4,596	394	244
Wheat	9,720	9,398	10,090	6,674	404	20,961	3,612	3,288
Maize	*	*	*	6,552	*	*	*	*
Sorghum	2,130	490	45	12,881	395	1,934	*	41
Finger millet	105	*	*	1,835	31	1,140	*	*
Oats / 'Aja'	*	*	-	*	*	-	-	-
Rice	-	-	-	-	-	-	-	-
Pulses	3,906	3,257	2,459	36,740	1,095	18,112	1,588	1,655
Horse / Faba beans	2,371	2,115	1,600	24,556	669	12,198	1,059	1,068
Field Peas	769	483	507	6,085	126	4,275	180	299
Haricot beans	746	646	*	16,108	287	5,848	*	*
Chick peas	*	*	-	*	*	-	-	-
Lentils	-	-	-	-	-	-	-	-
Vetch / Grass peas	-	-	-	-	-	-	-	-
Soya beans	-	-	-	-	-	-	-	-
Fenugreek	*	*	-	*	*	-	-	-
Gibto	-	-	-	-	-	-	-	-
Oilseeds	*	*	*	1,009	*	*	*	*
Neug	-	-	-	-	-	-	-	-
Linseed	*	*	*	*	*	*	*	*
Groundnuts	-	-	-	-	-	-	-	-
Safflower	-	-	-	-	-	-	-	-
Sesame	-	-	-	-	-	-	-	-
Rapeseed	*	*	*	*	*	*	*	*
Vegetables	1,083	1,043	*	79,139	943	2,145	*	*
Lettuce	*	*	-	*	*	-	-	-
Head cabbage	*	*	*	6,613	50	*	*	*
Ethiopian cabbage	871	852	39	77,445	829	*	*	*
Tomatoes	*	*	*	*	*	-	-	-
Green peppers	20	14	-	4,064	14	-	-	-
Red peppers	4	4	-	3,372	4	-	-	-
Swiss chard	*	*	-	1,023	*	-	-	-
Root crops	5,243	4,363	2,594	77,217	2,706	12,686	593	763
Beetroot	*	*	*	6,308	30	*	*	*
Carrot	*	*	*	5,046	38	*	*	*
Onion	*	*	*	7,299	*	*	*	*
Potatoes	1,950	1,868	2,323	23,169	478	9,806	409	573
Garlic	19	19	*	4,535	16	*	*	*
Taro 'Godere'	702	539	*	29,226	535	*	*	*
Sweet potatoes	2,206	1,598	*	42,288	1,566	*	*	*
Other Temporary	1,887	973	160	37,828	867	1,715	*	*
Permanent crops	14,127	12,356		109,368	12,073			
Avocado	340	282		49,861	281			
Bananas	1,061	677		53,712	601			
Guava	6	*		*	*			
Lemons	*	*		3,407	*			
Mangoes	61	38		10,506	38			
Oranges	40	29		5,953	28			
Papayas	31	29		6,929	26			
Pineapples	-	-		-	-			
Chat	*	299		11,540	285			
Coffee	2,948	2,498		64,653	2,360			
Hops / 'Gescho'	91	*		10,141	*			
Enset	8,079	7,977		107,056	7,966			
Sugar cane	924	410		29,769	381			
Other permanent	76	40		6,200	31			

(Table 1.7.3 cont'd.)

Kembata-Tembaro

Crop type	UREA			UREA + DAP			INDIGENOUS SEED		
	Holder	Hectare	Quintal	Holder	Hectare	Quintal	Holder	Hectare	Quintal
All	1,647	*	*	36,766	9,184	11,630	112,371	46,633	25,032
Cereals	*	*	*	33,106	7,468	8,567	87,166	20,333	20,976
Teff	*	*	*	10,315	1,492	1,210	42,494	6,809	2,811
Barley	-	-	-	6,874	524	480	18,824	1,280	1,928
Wheat	*	*	*	25,890	5,349	6,754	46,050	7,889	15,280
Maize	-	-	-	*	*	*	10,824	*	*
Sorghum	*	*	*	*	*	*	27,577	2,130	397
Finger millet	-	-	-	*	*	*	4,319	105	43
Oats / 'Aja'	-	-	-	-	-	-	-	-	-
Rice	-	-	-	-	-	-	-	-	-
Pulses	*	*	*	7,793	538	797	60,512	3,906	3,977
Horse / Faba beans	*	*	*	4,795	370	528	43,478	2,371	2,857
Field Peas	*	*	*	1,981	158	205	17,674	769	502
Haricot beans	-	-	-	*	*	*	24,784	746	*
Chick peas	-	-	-	-	-	-	*	*	*
Lentils	-	-	-	-	-	-	-	-	-
Vetch / Grass peas	-	-	-	-	-	-	-	-	-
Soya beans	-	-	-	-	-	-	-	-	-
Fenugreek	-	-	-	-	-	-	*	*	*
Gibto	-	-	-	-	-	-	-	-	-
Oilseeds	-	-	-	-	-	-	2,704	*	*
Neug	-	-	-	-	-	-	-	-	-
Linseed	-	-	-	-	-	-	2,361	*	*
Groundnuts	-	-	-	-	-	-	-	-	-
Safflower	-	-	-	-	-	-	-	-	-
Sesame	-	-	-	-	-	-	-	-	-
Rapeseed	-	-	-	-	-	-	*	*	*
Vegetables	*	*	*	*	*	*	81,632	1,079	-
Lettuce	-	-	-	-	-	-	*	*	-
Head cabbage	*	*	*	*	*	*	9,201	*	-
Ethiopian cabbage	-	-	-	*	*	*	79,635	870	-
Tomatoes	-	-	-	*	*	*	3,575	*	-
Green peppers	-	-	-	-	-	-	4,866	20	-
Red peppers	-	-	-	-	-	-	3,372	4	-
Swiss chard	-	-	-	-	-	-	1,198	*	-
Root crops	*	*	*	10,878	1,051	1,815	92,243	5,239	-
Beetroot	-	-	-	*	*	*	7,449	*	-
Carrot	*	*	*	*	*	*	7,915	*	-
Onion	-	-	-	*	*	*	9,858	*	-
Potatoes	*	*	*	9,877	971	1,737	39,831	1,950	-
Garlic	-	-	-	*	*	*	4,875	19	-
Taro 'Godere'	-	-	-	-	-	-	31,385	702	-
Sweet potatoes	*	*	*	*	*	*	49,011	2,203	-
Other Temporary	*	*	*	*	*	*	49,015	1,887	-
Permanent crops							110,719	14,073	
Avocado							56,925	340	
Bananas							62,861	1,058	
Guava							2,581	6	
Lemons							4,589	*	
Mangoes							15,158	61	
Oranges							9,049	38	
Papayas							9,020	31	
Pineapples							-	-	
Chat							14,770	*	
Coffee							70,145	2,919	
Hops / 'Geshe'							19,035	91	
Enset							108,490	8,076	
Sugar cane							39,071	923	
Other permanent							10,731	62	

(Table 1.7.3 Cont'd.)

Kembata-Tembaro

Crop type	IMPROVED SEED			PESTICIDE		IRRIGATION		EXTENSION PACKAGE	
	Holder	Hectare	Quintal	Holder	Hectare	Holder	Hectare	Holder	Hectare
All	10,280	2,469	3,943	48,568	11,488	*	*	9,871	2,111
Cereals	9,927	2,458	3,943	41,026	9,931	-	-	9,193	1,925
Teff	*	*	*	21,404	3,240	-	-	2,220	301
Barley	-	-	-	3,995	345	-	-	*	*
Wheat	7,504	1,831	3,766	29,056	6,332	-	-	7,317	1,618
Maize	1,400	*	61	*	*	-	-	-	-
Sorghum	-	-	-	-	-	-	-	-	-
Finger millet	-	-	-	-	-	-	-	-	-
Oats / 'Aja'	-	-	-	-	-	-	-	-	-
Rice	-	-	-	-	-	-	-	-	-
Pulses	-	-	-	2,620	188	-	-	*	*
Horse / Faba beans	-	-	-	1,647	*	-	-	*	*
Field Peas	-	-	-	785	*	-	-	-	-
Haricot beans	-	-	-	*	*	-	-	-	-
Chick peas	-	-	-	-	-	-	-	-	-
Lentils	-	-	-	-	-	-	-	-	-
Vetch / Grass peas	-	-	-	-	-	-	-	-	-
Soya beans	-	-	-	-	-	-	-	-	-
Fenugreek	-	-	-	-	-	-	-	-	-
Gibto	-	-	-	-	-	-	-	-	-
Oilseeds	-	-	-	-	-	-	-	-	-
Neug	-	-	-	-	-	-	-	-	-
Linseed	-	-	-	-	-	-	-	-	-
Groundnuts	-	-	-	-	-	-	-	-	-
Safflower	-	-	-	-	-	-	-	-	-
Sesame	-	-	-	-	-	-	-	-	-
Rapeseed	-	-	-	-	-	-	-	-	-
Vegetables	*	*	-	*	*	*	*	*	*
Lettuce	-	-	-	-	-	-	-	-	-
Head cabbage	*	*	-	*	*	*	*	*	*
Ethiopian cabbage	-	-	-	*	*	*	*	*	*
Tomatoes	-	-	-	*	*	-	-	-	-
Green peppers	-	-	-	*	*	-	-	-	-
Red peppers	-	-	-	*	*	-	-	-	-
Swiss chard	-	-	-	-	-	-	-	-	-
Root crops	*	*	-	14,916	1,283	*	*	966	*
Beetroot	*	*	-	*	*	*	*	*	*
Carrot	-	-	-	*	*	-	-	-	-
Onion	-	-	-	*	*	*	*	*	*
Potatoes	-	-	-	13,450	1,238	*	*	*	*
Garlic	-	-	-	*	*	-	-	-	-
Taro 'Godere'	-	-	-	-	-	-	-	-	-
Sweet potatoes	-	-	-	*	*	-	-	-	-
Other Temporary	-	-	-	*	*	-	-	*	*
Permanent crops				2,025	*	*	*	*	*
Avocado				-	-	*	*	-	-
Bananas				*	*	-	-	*	*
Guava				-	-	-	-	-	-
Lemons				-	-	-	-	-	-
Mangoes				-	-	-	-	*	*
Oranges				-	-	-	-	-	-
Papayas				-	-	-	-	-	-
Pineapples				-	-	-	-	-	-
Chat				*	*	-	-	*	*
Coffee	*	*	-	844	*	*	*	*	*
Hops / 'Geshe'				-	-	-	-	-	-
Enset				-	-	*	*	-	-
Sugar cane				*	*	-	-	*	*
Other permanent				-	-	-	-	*	*

Table1.7.4 Number of Holders, Inputs Applied Area and Quantity of Inputs used

Sidama

Crop type	All Crop Area	All Fertilizers		Natural		DAP		
		Hectare	Quintal	Holder	Hectare	Holder	Hectare	Quintal
All	200,923	120,627	70,996	453,262	71,509	137,210	38,339	49,626
Cereals	63,669	41,771	50,543	81,421	3,837	115,569	29,756	34,239
Teff	4,999	1,709	2,293	*	*	9,076	1,200	*
Barley	12,936	*	*	9,441	*	19,104	*	*
Wheat	5,436	*	*	*	*	13,795	*	*
Maize	40,047	31,341	41,167	71,855	2,409	100,650	21,291	25,545
Sorghum	205	*	*	*	*	*	*	*
Finger millet	*	-	-	-	-	-	-	-
Oats / 'Aja'	*	*	*	*	*	*	*	*
Rice	*	-	-	-	-	-	-	-
Pulses	21,457	8,737	10,255	54,227	1,473	48,117	5,840	8,562
Horse / Faba beans	4,524	970	*	22,428	378	5,241	*	*
Field Peas	3,171	496	*	3,847	*	*	*	*
Haricot beans	13,738	7,256	7,263	29,764	1,021	35,539	*	5,616
Chick peas	-	-	-	-	-	-	-	-
Lentils	*	-	-	-	-	-	-	-
Vetch / Grass peas	-	-	-	-	-	-	-	-
Soya beans	-	-	-	-	-	-	-	-
Fenugreek	*	*	-	*	*	-	-	-
Gibto	-	-	-	-	-	-	-	-
Oilseeds	*	*	*	*	*	*	*	*
Neug	-	-	-	-	-	-	-	-
Linseed	*	*	*	-	-	*	*	*
Groundnuts	-	-	-	-	-	-	-	-
Safflower	-	-	-	-	-	-	-	-
Sesame	*	*	-	*	*	-	-	-
Rapeseed	*	*	-	*	*	-	-	-
Vegetables	3,526	2,766	*	237,043	2,594	4,936	80	*
Lettuce	*	*	-	*	*	-	-	-
Head cabbage	*	*	-	*	*	-	-	-
Ethiopian cabbage	2,814	2,483	*	230,980	2,415	3,340	*	99
Tomatoes	*	*	-	*	*	-	-	-
Green peppers	160	99	-	24,044	99	-	-	-
Red peppers	526	174	*	*	*	*	*	*
Swiss chard	*	*	-	*	*	-	-	-
Root crops	3,875	840	*	46,282	569	11,038	243	*
Beetroot	*	*	-	*	*	-	-	-
Carrot	*	*	-	*	*	-	-	-
Onion	*	*	-	*	*	-	-	-
Potatoes	321	*	*	*	*	*	*	*
Garlic	*	*	-	*	*	-	-	-
Taro 'Godere'	49	27	*	5,530	23	*	*	*
Sweet potatoes	3,393	552	*	24,609	416	4,791	*	*
Other Temporary	943	611	*	51,631	601	*	*	*
Permanent crops	107,404	65,890		450,656	62,432			
Avocado	731	264		33,362	264			
Bananas	1,759	775		66,611	731			
Guava	*	*		*	*			
Lemons	*	*		*	*			
Mangoes	*	*		*	*			
Oranges	25	10		4,292	10			
Papayas	*	*		*	*			
Pineapples	*	*		*	*			
Chat	13,077	4,063		101,169	3,714			
Coffee	27,944	11,143		191,386	9,265			
Hops / 'Gescho'	669	*		7,186	*			
Enset	58,171	48,232		445,184	47,366			
Sugar cane	4,008	1,030		45,196	731			
Other permanent	89	*		7,441	*			

(Table 1.7.4 cont'd.)

Sidama

Crop type	UREA			UREA + DAP			INDIGENOUS SEED		
	Holder	Hectare	Quintal	Holder	Hectare	Quintal	Holder	Hectare	Quintal
All	17,458	*	2,629	45,355	9,337	18,741	519,191	175,032	60,868
Cereals	12,927	*	*	40,104	*	14,410	263,577	39,450	40,875
Teff	*	*	*	*	*	*	35,831	4,176	2,870
Barley	*	*	*	*	*	*	84,368	11,671	17,269
Wheat	*	*	*	-	-	-	35,591	*	*
Maize	*	*	*	36,040	*	*	194,992	18,386	10,955
Sorghum	-	-	-	-	-	-	6,678	205	35
Finger millet	-	-	-	-	-	-	*	*	*
Oats / 'Aja'	-	-	-	-	-	-	*	*	*
Rice	-	-	-	-	-	-	*	*	-
Pulses	*	*	*	*	*	*	197,642	21,319	19,975
Horse / Faba beans	-	-	-	-	-	-	81,311	4,524	5,396
Field Peas	*	*	*	-	-	-	31,594	3,171	3,506
Haricot beans	*	*	*	*	*	*	108,377	13,599	11,059
Chick peas	-	-	-	-	-	-	-	-	-
Lentils	-	-	-	-	-	-	*	*	*
Vetch / Grass peas	-	-	-	-	-	-	-	-	-
Soya beans	-	-	-	-	-	-	-	-	-
Fenugreek	-	-	-	-	-	-	*	*	*
Gibto	-	-	-	-	-	-	-	-	-
Oilseeds	-	-	-	-	-	-	6,215	*	*
Neug	-	-	-	-	-	-	-	-	-
Linseed	-	-	-	-	-	-	4,398	*	*
Groundnuts	-	-	-	-	-	-	-	-	-
Safflower	-	-	-	-	-	-	-	-	-
Sesame	-	-	-	-	-	-	*	*	-
Rapeseed	-	-	-	-	-	-	*	*	-
Vegetables	*	*	*	*	*	*	277,123	3,476	-
Lettuce	-	-	-	-	-	-	*	*	-
Head cabbage	-	-	-	-	-	-	*	*	-
Ethiopian cabbage	-	-	-	*	*	*	258,997	2,776	-
Tomatoes	-	-	-	-	-	-	*	*	-
Green peppers	-	-	-	-	-	-	33,856	160	-
Red peppers	*	*	*	*	*	*	21,519	526	-
Swiss chard	-	-	-	-	-	-	-	-	-
Root crops	*	*	*	*	*	*	124,504	3,861	-
Beetroot	-	-	-	-	-	-	*	*	-
Carrot	-	-	-	-	-	-	2,385	*	-
Onion	-	-	-	-	-	-	*	*	-
Potatoes	*	*	*	*	*	*	13,117	321	-
Garlic	-	-	-	-	-	-	*	*	-
Taro 'Godere'	*	*	*	-	-	-	9,783	49	-
Sweet potatoes	-	-	-	*	*	*	88,732	3,384	-
Other Temporary	-	-	-	-	-	-	75,413	889	-
Permanent crops							514,235	105,989	
Avocado							84,128	703	
Bananas							128,465	1,750	
Guava							*	*	
Lemons							*	*	
Mangoes							4,036	*	
Oranges							10,888	25	
Papayas							5,016	*	
Pineapples							*	*	
Chat							226,502	13,021	
Coffee							294,418	27,017	
Hops / 'Gescho'							22,953	669	
Enset							509,017	57,833	
Sugar cane							125,700	3,964	
Other permanent							13,266	75	

(Table 1.7.4 Cont'd.)

Sidama

Crop type	IMPROVED SEED			PESTICIDE		IRRIGATION		EXTENSION PACKAGE	
	Holder	Hectare	Quintal	Holder	Hectare	Holder	Hectare	Holder	Hectare
All	95,332	25,147	10,821	*	634	*	*	84,135	25,948
Cereals	89,320	24,179	10,627	-	-	-	-	80,679	22,477
Teff	*	*	*	-	-	-	-	*	*
Barley	*	*	*	-	-	-	-	*	*
Wheat	*	*	*	-	-	-	-	*	*
Maize	84,179	21,620	7,175	-	-	-	-	76,557	18,849
Sorghum	-	-	-	-	-	-	-	*	*
Finger millet	-	-	-	-	-	-	-	-	-
Oats / 'Aja'	-	-	-	-	-	-	-	-	-
Rice	-	-	-	-	-	-	-	-	-
Pulses	*	*	*	*	*	-	-	12,822	1,128
Horse / Faba beans	-	-	-	*	*	-	-	*	*
Field Peas	-	-	-	-	-	-	-	-	-
Haricot beans	*	*	*	-	-	-	-	11,522	836
Chick peas	-	-	-	-	-	-	-	-	-
Lentils	-	-	-	-	-	-	-	-	-
Vetch / Grass peas	-	-	-	-	-	-	-	-	-
Soya beans	-	-	-	-	-	-	-	-	-
Fenugreek	-	-	-	-	-	-	-	-	-
Gibto	-	-	-	-	-	-	-	-	-
Oilseeds	-	-	-	-	-	-	-	-	-
Neug	-	-	-	-	-	-	-	-	-
Linseed	-	-	-	-	-	-	-	-	-
Groundnuts	-	-	-	-	-	-	-	-	-
Safflower	-	-	-	-	-	-	-	-	-
Sesame	-	-	-	-	-	-	-	-	-
Rapeseed	-	-	-	-	-	-	-	-	-
Vegetables	2,402	*	-	-	-	*	*	2,894	*
Lettuce	*	*	-	-	-	-	-	*	*
Head cabbage	*	*	-	-	-	-	-	*	*
Ethiopian cabbage	-	-	-	-	-	*	*	*	*
Tomatoes	*	*	-	-	-	*	*	-	-
Green peppers	-	-	-	-	-	*	*	*	*
Red peppers	-	-	-	-	-	-	-	-	-
Swiss chard	*	*	-	-	-	-	-	-	-
Root crops	*	*	-	-	-	*	*	4,202	*
Beetroot	*	*	-	-	-	-	-	*	*
Carrot	*	*	-	-	-	*	*	*	*
Onion	-	-	-	-	-	-	-	-	-
Potatoes	-	-	-	-	-	-	-	-	-
Garlic	-	-	-	-	-	-	-	-	-
Taro 'Godere'	-	-	-	-	-	-	-	*	*
Sweet potatoes	-	-	-	-	-	-	-	*	*
Other Temporary	-	-	-	-	-	*	*	*	*
Permanent crops				*	632	*	*	30,421	2,219
Avocado				-	-	*	*	*	*
Bananas				-	-	*	*	4,054	*
Guava				-	-	-	-	-	-
Lemons				-	-	-	-	-	-
Mangoes				-	-	-	-	-	-
Oranges				-	-	-	-	-	-
Papayas				-	-	-	-	-	-
Pineapples				-	-	-	-	*	*
Chat				*	*	*	*	*	*
Coffee	*	*	-	*	*	*	*	24,346	1,358
Hops / 'Geshe'				-	-	-	-	*	*
Enset				*	*	*	*		
Sugar cane				-	-	*	*	3,590	*
Other permanent				-	-	-	-	-	-

Table1.7.5. Number of Holders, Inputs Applied Area and Quantity of Inputs used

Gedio

Crop type	All Crop Area	All Fertilizers		Natural		DAP		
		Hectare	Quintal	Holder	Hectare	Holder	Hectare	Quintal
All	48,370	20,527	6,565	104,476	16,469	14,258	2,908	3,913
Cereals	10,826	5,565	4,795	20,949	1,974	13,984	2,578	3,076
Teff	*	*	-	*	*	-	-	-
Barley	4,127	*	*	*	*	1,056	*	*
Wheat	283	*	*	*	*	*	*	*
Maize	6,362	3,936	4,604	14,640	531	13,396	2,391	2,886
Sorghum	*	*	-	*	*	-	-	-
Finger millet	-	-	-	-	-	-	-	-
Oats / 'Aja'	*	-	-	-	-	-	-	-
Rice	-	-	-	-	-	-	-	-
Pulses	2,986	839	*	15,029	757	*	*	*
Horse / Faba beans	1,930	655	*	8,585	594	*	*	*
Field Peas	*	*	-	*	*	-	-	-
Haricot beans	312	115	*	6,859	95	-	-	-
Chick peas	*	-	-	-	-	-	-	-
Lentils	*	-	-	-	-	-	-	-
Vetch / Grass peas	-	-	-	-	-	-	-	-
Soya beans	-	-	-	-	-	-	-	-
Fenugreek	-	-	-	-	-	-	-	-
Gibto	-	-	-	-	-	-	-	-
Oilseeds	*	*	*	*	*	*	*	*
Neug	-	-	-	-	-	-	-	-
Linseed	*	*	*	-	-	*	*	*
Groundnuts	*	-	-	-	-	-	-	-
Safflower	*	*	-	*	*	-	-	-
Sesame	-	-	-	-	-	-	-	-
Rapeseed	*	*	-	*	*	-	-	-
Vegetables	1,328	819	*	68,523	761	*	*	*
Lettuce	*	*	-	*	*	-	-	-
Head cabbage	*	*	-	*	*	-	-	-
Ethiopian cabbage	1,286	799	*	67,394	741	*	*	*
Tomatoes	*	*	-	*	*	-	-	-
Green peppers	34	*	*	6,414	*	*	*	*
Red peppers	*	*	-	*	*	-	-	-
Swiss chard	*	*	-	*	*	-	-	-
Root crops	724	273	*	16,274	270	-	-	-
Beetroot	*	*	-	*	*	-	-	-
Carrot	*	*	-	*	*	-	-	-
Onion	*	*	-	*	*	-	-	-
Potatoes	*	*	-	*	*	-	-	-
Garlic	*	*	-	*	*	-	-	-
Taro 'Godere'	219	118	-	10,381	118	-	-	-
Sweet potatoes	468	*	*	5,826	*	-	-	-
Other Temporary	214	86	-	12,417	86	-	-	-
Permanent crops	32,270	12,940		95,509	12,620			
Avocado	382	185		16,499	185			
Bananas	580	205		9,264	205			
Guava	*	-		-	-			
Lemons	-	-		-	-			
Mangoes	*	*		*	*			
Oranges	*	*		*	*			
Papayas	*	*		*	*			
Pineapples	*	*		*	*			
Chat	*	*		*	*			
Coffee	16,282	6,079		63,130	5,936			
Hops / 'Gescho'	167	*		2,567	*			
Enset	13,372	5,956		89,836	5,811			
Sugar cane	590	172		11,929	168			
Other permanent	*	*		2,066	*			

(Table 1.7.5 cont'd.)

Gedio

Crop type	UREA			UREA + DAP			INDIGENOUS SEED		
	Holder	Hectare	Quintal	Holder	Hectare	Quintal	Holder	Hectare	Quintal
All	*	*	*	7,244	1,084	2,491	152,916	43,896	9,276
Cereals	*	*	*	7,244	970	1,642	57,513	7,251	6,259
Teff	-	-	-	-	-	-	*	*	*
Barley	-	-	-	-	-	-	27,910	4,112	4,429
Wheat	-	-	-	-	-	-	1,488	238	192
Maize	*	*	*	7,244	970	1,642	40,780	2,848	1,557
Sorghum	-	-	-	-	-	-	*	*	*
Finger millet	-	-	-	-	-	-	-	-	-
Oats / 'Aja'	-	-	-	-	-	-	*	*	-
Rice	-	-	-	-	-	-	-	-	-
Pulses	*	*	*	*	*	*	39,812	2,946	3,013
Horse / Faba beans	-	-	-	*	*	*	26,164	1,920	2,154
Field Peas	-	-	-	-	-	-	5,166	*	*
Haricot beans	*	*	*	-	-	-	15,518	283	236
Chick peas	-	-	-	-	-	-	*	*	*
Lentils	-	-	-	-	-	-	*	*	*
Vetch / Grass peas	-	-	-	-	-	-	-	-	-
Soya beans	-	-	-	-	-	-	-	-	-
Fenugreek	-	-	-	-	-	-	-	-	-
Gibto	-	-	-	-	-	-	-	-	-
Oilseeds	*	*	*	-	-	-	1,627	*	*
Neug	-	-	-	-	-	-	-	-	-
Linseed	*	*	*	-	-	-	*	*	*
Groundnuts	-	-	-	-	-	-	*	*	-
Safflower	-	-	-	-	-	-	*	*	*
Sesame	-	-	-	-	-	-	-	-	-
Rapeseed	-	-	-	-	-	-	*	*	-
Vegetables	-	-	-	*	*	*	96,640	1,251	-
Lettuce	-	-	-	-	-	-	*	*	-
Head cabbage	-	-	-	-	-	-	*	*	-
Ethiopian cabbage	-	-	-	*	*	*	94,675	1,210	-
Tomatoes	-	-	-	-	-	-	1,383	*	-
Green peppers	-	-	-	-	-	-	12,381	34	-
Red peppers	-	-	-	-	-	-	*	*	-
Swiss chard	-	-	-	-	-	-	-	-	-
Root crops	-	-	-	*	*	*	33,411	714	-
Beetroot	-	-	-	-	-	-	*	*	-
Carrot	-	-	-	-	-	-	847	*	-
Onion	-	-	-	-	-	-	824	*	-
Potatoes	-	-	-	-	-	-	*	*	-
Garlic	-	-	-	-	-	-	*	*	-
Taro 'Godere'	-	-	-	-	-	-	16,130	219	-
Sweet potatoes	-	-	-	*	*	*	17,676	459	-
Other Temporary	-	-	-	-	-	-	25,715	211	-
Permanent crops							150,081	31,502	
Avocado							37,243	382	
Bananas							24,432	562	
Guava							*	*	
Lemons							-	-	
Mangoes							*	*	
Oranges							971	*	
Papayas							*	*	
Pineapples							*	*	
Chat							8,455	*	
Coffee							116,992	15,603	
Hops / 'Gesho'							9,582	155	
Enset							144,077	13,330	
Sugar cane							25,849	576	
Other permanent							5,208	*	

(Table 1.7.5 Cont'd.)

Gedio

Crop type	IMPROVED SEED			PESTICIDE		IRRIGATION		EXTENSION PACKAGE	
	Holder	Hectare	Quintal	Holder	Hectare	Holder	Hectare	Holder	Hectare
All	25,460	4,141	1,198	2,161	*	*	*	17,009	2,899
Cereals	21,144	3,563	1,198	*	*	*	*	16,176	2,684
Teff	-	-	-	-	-	-	-	-	-
Barley	*	*	*	-	-	-	-	*	*
Wheat	*	*	*	-	-	-	-	*	*
Maize	20,799	3,502	1,156	*	*	*	*	15,830	2,475
Sorghum	-	-	-	-	-	-	-	-	-
Finger millet	-	-	-	-	-	-	-	-	-
Oats / 'Aja'	-	-	-	-	-	-	-	-	-
Rice	-	-	-	-	-	-	-	-	-
Pulses	-	-	-	*	*	*	*	*	*
Horse / Faba beans	-	-	-	*	*	-	-	*	*
Field Peas	-	-	-	-	-	-	-	-	-
Haricot beans	-	-	-	-	-	*	*	*	*
Chick peas	-	-	-	-	-	-	-	-	-
Lentils	-	-	-	-	-	-	-	-	-
Vetch / Grass peas	-	-	-	-	-	-	-	-	-
Soya beans	-	-	-	-	-	-	-	-	-
Fenugreek	-	-	-	-	-	-	-	-	-
Gibto	-	-	-	-	-	-	-	-	-
Oilseeds	-	-	-	-	-	-	-	-	-
Neug	-	-	-	-	-	-	-	-	-
Linseed	-	-	-	-	-	-	-	-	-
Groundnuts	-	-	-	-	-	-	-	-	-
Safflower	-	-	-	-	-	-	-	-	-
Sesame	-	-	-	-	-	-	-	-	-
Rapeseed	-	-	-	-	-	-	-	-	-
Vegetables	*	*	-	-	-	*	*	2,097	*
Lettuce	-	-	-	-	-	-	-	-	-
Head cabbage	*	*	-	-	-	*	*	*	*
Ethiopian cabbage	-	-	-	-	-	*	*	*	*
Tomatoes	-	-	-	-	-	-	-	-	-
Green peppers	-	-	-	-	-	-	-	-	-
Red peppers	-	-	-	-	-	*	*	*	*
Swiss chard	*	*	-	-	-	-	-	-	-
Root crops	*	*	-	-	-	*	*	*	*
Beetroot	*	*	-	-	-	*	*	*	*
Carrot	*	*	-	-	-	*	*	*	*
Onion	*	*	-	-	-	*	*	*	*
Potatoes	-	-	-	-	-	-	-	-	-
Garlic	-	-	-	-	-	-	-	-	-
Taro 'Godere'	-	-	-	-	-	-	-	-	-
Sweet potatoes	-	-	-	-	-	-	-	-	-
Other Temporary	-	-	-	*	*	-	-	-	-
Permanent crops				1,355	*	*	*	4,062	*
Avocado				-	-	-	-	-	-
Bananas				-	-	-	-	*	*
Guava				-	-	-	-	-	-
Lemons				-	-	-	-	-	-
Mangoes				-	-	-	-	-	-
Oranges				-	-	-	-	-	-
Papayas				-	-	-	-	-	-
Pineapples				-	-	-	-	-	-
Chat				-	-	-	-	*	*
Coffee	4,771	*	-	834	*	-	-	*	*
Hops / 'Geshe'				-	-	-	-	*	*
Enset				*	*	*	*		
Sugar cane				-	-	-	-	*	*
Other permanent				-	-	-	-	-	-

Table1.7.6 Number of Holders, Inputs Applied Area and Quantity of Inputs used

Wolayita

Crop type	All Crop Area	All Fertilizers		Natural		DAP		
		Hectare	Quintal	Holder	Hectare	Holder	Hectare	Quintal
All	98,075	75,897	21,556	250,191	46,897	123,933	26,709	19,464
Cereals	40,560	32,723	19,724	72,228	6,428	110,235	24,047	17,689
Teff	18,295	16,553	10,467	9,240	626	79,805	15,037	9,898
Barley	637	502	187	12,028	292	5,480	210	187
Wheat	4,965	4,523	4,027	12,452	635	31,645	2,820	3,094
Maize	13,408	9,612	4,924	31,881	3,779	25,463	5,544	4,390
Sorghum	3,244	1,524	120	23,638	1,088	1,705	436	120
Finger millet	6	6	-	348	6	-	-	-
Oats / 'Aja'	4	2	-	331	2	-	-	-
Rice	-	-	-	-	-	-	-	-
Pulses	11,348	6,724	1,120	98,573	4,874	26,640	1,837	1,110
Horse / Faba beans	1,658	1,422	16	38,753	1,369	315	52	16
Field Peas	2,169	1,450	244	33,469	1,270	1,605	180	244
Haricot beans	6,362	3,246	853	47,117	1,636	24,696	1,597	844
Chick peas	1,154	602	6	5,778	593	671	8	6
Lentils	4	4	-	1,029	4	-	-	-
Vetch / Grass peas	-	-	-	-	-	-	-	-
Soya beans	1	1	-	305	1	-	-	-
Fenugreek	-	-	-	-	-	-	-	-
Gibto	-	-	-	-	-	-	-	-
Oilseeds	68	42	17	1,633	34	642	8	17
Neug	-	-	-	-	-	-	-	-
Linseed	11	11	17	665	3	642	8	17
Groundnuts	9	9	-	358	9	-	-	-
Safflower	22	22	-	923	22	-	-	-
Sesame	26	-	-	-	-	-	-	-
Rapeseed	-	-	-	-	-	-	-	-
Vegetables	1,314	1,027	81	89,399	888	2,162	134	76
Lettuce	*	*	-	305	*	-	-	-
Head cabbage	125	125	3	4,214	108	327	16	3
Ethiopian cabbage	517	488	-	82,464	488	-	-	-
Tomatoes	2	2	-	655	2	-	-	-
Green peppers	43	41	-	7,246	41	-	-	-
Red peppers	624	368	78	9,843	245	1,834	117	72
Swiss chard	3	3	-	1,602	3	-	-	-
Root crops	20,050	15,187	342	204,917	14,594	9,384	572	335
Beetroot	32	31	7	3,179	21	327	10	7
Carrot	62	31	-	1,898	31	-	-	-
Onion	44	40	-	5,177	40	-	-	-
Potatoes	1,014	864	333	17,278	284	8,708	560	326
Garlic	4	4	-	348	4	-	-	-
Taro 'Godere'	2,765	2,247	-	94,007	2,247	-	-	-
Sweet potatoes	16,129	11,970	2	185,411	11,967	348	2	2
Other Temporary	5,223	2,671	21	79,051	2,669	318	2	21
Permanent crops	19,513	17,522		240,231	17,409			
Avocado	743	604		96,015	604			
Bananas	1,234	881		75,887	879			
Guava	17	14		4,418	14			
Lemons	10	3		1,616	3			
Mangoes	385	185		26,083	185			
Oranges	62	52		12,469	52			
Papayas	76	69		19,429	69			
Pineapples	5	5		934	5			
Chat	91	89		6,649	89			
Coffee	5,970	5,181		178,267	5,077			
Hops / 'Gescho'	9	4		2,511	4			
Enset	9,762	9,500		213,190	9,500			
Sugar cane	887	745		60,692	738			
Other permanent	262	190		16,565	190			

(Table 1.7.6 cont'd.)

Wolayita

Crop type	UREA			UREA + DAP			INDIGENOUS SEED		
	Holder	Hectare	Quintal	Holder	Hectare	Quintal	Holder	Hectare	Quintal
All	2,618	316	263	13,155	1,975	1,829	266,912	89,660	30,988
Cereals	2,618	316	263	12,814	1,932	1,772	170,601	32,620	20,907
Teff	1,650	256	217	5,351	635	352	94,849	15,677	8,162
Barley	-	-	-	-	-	-	19,475	632	705
Wheat	968	60	46	7,702	1,008	886	38,455	2,836	4,631
Maize	-	-	-	1,775	289	534	56,173	10,221	6,887
Sorghum	-	-	-	-	-	-	51,016	3,244	520
Finger millet	-	-	-	-	-	-	348	6	-
Oats / 'Aja'	-	-	-	-	-	-	655	4	1
Rice	-	-	-	-	-	-	-	-	-
Pulses	-	-	-	686	13	10	149,747	11,227	10,072
Horse / Faba beans	-	-	-	-	-	-	44,320	1,658	1,322
Field Peas	-	-	-	-	-	-	45,346	2,169	1,504
Haricot beans	-	-	-	686	13	10	91,010	6,241	6,908
Chick peas	-	-	-	-	-	-	10,615	1,154	334
Lentils	-	-	-	-	-	-	1,029	4	3
Vetch / Grass peas	-	-	-	-	-	-	-	-	-
Soya beans	-	-	-	-	-	-	305	1	*
Fenugreek	-	-	-	-	-	-	-	-	-
Gibto	-	-	-	-	-	-	-	-	-
Oilseeds	-	-	-	-	-	-	2,606	68	9
Neug	-	-	-	-	-	-	-	-	-
Linseed	-	-	-	-	-	-	1,307	11	3
Groundnuts	-	-	-	-	-	-	358	9	2
Safflower	-	-	-	-	-	-	923	22	1
Sesame	-	-	-	-	-	-	331	26	3
Rapeseed	-	-	-	-	-	-	-	-	-
Vegetables	-	-	-	345	5	5	98,637	1,312	-
Lettuce	-	-	-	-	-	-	305	*	-
Head cabbage	-	-	-	-	-	-	4,214	125	-
Ethiopian cabbage	-	-	-	-	-	-	85,782	515	-
Tomatoes	-	-	-	-	-	-	675	2	-
Green peppers	-	-	-	-	-	-	7,954	43	-
Red peppers	-	-	-	345	5	5	17,849	624	-
Swiss chard	-	-	-	-	-	-	1,602	3	-
Root crops	-	-	-	345	20	7	231,892	20,003	-
Beetroot	-	-	-	-	-	-	3,851	32	-
Carrot	-	-	-	-	-	-	2,557	62	-
Onion	-	-	-	-	-	-	5,177	44	-
Potatoes	-	-	-	345	20	7	30,465	993	-
Garlic	-	-	-	-	-	-	348	4	-
Taro 'Godere'	-	-	-	-	-	-	107,170	2,761	-
Sweet potatoes	-	-	-	-	-	-	214,559	16,106	-
Other Temporary	-	-	-	-	-	-	101,821	5,160	-
Permanent crops	-	-	-	-	-	-	251,557	19,269	-
Avocado	-	-	-	-	-	-	117,016	741	-
Bananas	-	-	-	-	-	-	95,319	1,217	-
Guava	-	-	-	-	-	-	6,607	16	-
Lemons	-	-	-	-	-	-	3,927	10	-
Mangoes	-	-	-	-	-	-	33,755	379	-
Oranges	-	-	-	-	-	-	15,367	62	-
Papayas	-	-	-	-	-	-	23,445	75	-
Pineapples	-	-	-	-	-	-	934	5	-
Chat	-	-	-	-	-	-	6,649	91	-
Coffee	-	-	-	-	-	-	188,378	5,795	-
Hops / 'Geshe'	-	-	-	-	-	-	4,682	9	-
Enset	-	-	-	-	-	-	219,994	9,742	-
Sugar cane	-	-	-	-	-	-	71,988	868	-
Other permanent	-	-	-	-	-	-	23,917	258	-

(Table 1.7.6 Cont'd.)

Wolayita

	IMPROVED SEED			PESTICIDE		IRRIGATION		EXTENSION PACKAGE	
Crop type	Holder	Hectare	Quintal	Holder	Hectare	Holder	Hectare	Holder	Hectare
All	46,915	8,014	6,571	11,312	804	767	91	52,299	8,646
Cereals	40,476	7,935	6,571	3,179	488	-	-	49,817	8,293
Teff	10,215	2,617	1,414	1,581	167	-	-	15,798	3,132
Barley	878	6	13	-	-	-	-	1,196	7
Wheat	21,027	2,129	4,074	1,927	231	-	-	20,768	1,944
Maize	13,714	3,183	1,070	328	91	-	-	18,794	3,210
Sorghum	-	-	-	-	-	-	-	-	-
Finger millet	-	-	-	-	-	-	-	-	-
Oats / 'Aja'	-	-	-	-	-	-	-	-	-
Rice	-	-	-	-	-	-	-	-	-
Pulses	-	-	-	-	-	-	-	3,009	197
Horse / Faba beans	-	-	-	-	-	-	-	-	-
Field Peas	-	-	-	-	-	-	-	647	59
Haricot beans	-	-	-	-	-	-	-	2,362	137
Chick peas	-	-	-	-	-	-	-	-	-
Lentils	-	-	-	-	-	-	-	-	-
Vetch / Grass peas	-	-	-	-	-	-	-	-	-
Soya beans	-	-	-	-	-	-	-	-	-
Fenugreek	-	-	-	-	-	-	-	-	-
Gibto	-	-	-	-	-	-	-	-	-
Oilseeds	-	-	-	-	-	-	-	-	-
Neug	-	-	-	-	-	-	-	-	-
Linseed	-	-	-	-	-	-	-	-	-
Groundnuts	-	-	-	-	-	-	-	-	-
Safflower	-	-	-	-	-	-	-	-	-
Sesame	-	-	-	-	-	-	-	-	-
Rapeseed	-	-	-	-	-	-	-	-	-
Vegetables	-	-	-	654	4	327	37	273	14
Lettuce	-	-	-	-	-	-	-	-	-
Head cabbage	-	-	-	-	-	327	37	-	-
Ethiopian cabbage	-	-	-	327	2	-	-	-	-
Tomatoes	-	-	-	-	-	-	-	-	-
Green peppers	-	-	-	327	2	-	-	-	-
Red peppers	-	-	-	-	-	-	-	273	14
Swiss chard	-	-	-	-	-	-	-	-	-
Root crops	319	8	-	3,567	136	-	-	1,328	20
Beetroot	-	-	-	-	-	-	-	271	7
Carrot	-	-	-	-	-	-	-	-	-
Onion	-	-	-	-	-	-	-	362	1
Potatoes	-	-	-	318	6	-	-	-	-
Garlic	-	-	-	-	-	-	-	-	-
Taro 'Godere'	-	-	-	999	19	-	-	-	-
Sweet potatoes	319	8	-	2,250	111	-	-	695	12
Other Temporary	71	16	-	879	72	-	-	633	31
Permanent crops				4,310	103	439	53	3,406	92
Avocado				1,311	4	439	11	709	1
Bananas				351	1	-	-	713	3
Guava				-	-	-	-	-	-
Lemons				-	-	-	-	-	-
Mangoes				328	1	439	32	366	1
Oranges				-	-	-	-	-	-
Papayas				-	-	439	11	582	1
Pineapples				-	-	-	-	-	-
Chat				-	-	-	-	-	-
Coffee	3,606	27	-	660	55	-	-	2,136	21
Hops / 'Gesho'				-	-	-	-	-	-
Enset				1,659	42	-	-	-	-
Sugar cane				-	-	-	-	-	-
Other permanent				-	-	-	-	263	-

Table1.7.7. Number of Holders, Inputs Applied Area and Quantity of Inputs used

South Omo

Crop type	All Crop Area	All Fertilizers		Natural		DAP		
		Hectare	Quintal	Holder	Hectare	Holder	Hectare	Quintal
All	44,853	4,295	1,301	23,376	3,511	-	-	-
Cereals	27,498	*	886	*	*	-	-	-
Teff	2,095	*	-	*	*	-	-	-
Barley	4,390	-	-	-	-	-	-	-
Wheat	1,340	-	-	-	-	-	-	-
Maize	9,578	798	886	2,184	*	-	-	-
Sorghum	10,060	*	-	*	*	-	-	-
Finger millet	*	*	-	*	*	-	-	-
Oats / 'Aja'	*	-	-	-	-	-	-	-
Rice	-	-	-	-	-	-	-	-
Pulses	5,520	173	*	2,168	*	-	-	-
Horse / Faba beans	2,045	*	-	*	*	-	-	-
Field Peas	1,368	*	-	*	*	-	-	-
Haricot beans	2,106	168	*	*	*	-	-	-
Chick peas	*	-	-	-	-	-	-	-
Lentils	-	-	-	-	-	-	-	-
Vetch / Grass peas	-	-	-	-	-	-	-	-
Soya beans	-	-	-	-	-	-	-	-
Fenugreek	*	*	-	*	*	-	-	-
Gibto	-	-	-	-	-	-	-	-
Oilseeds	509	*	-	*	*	-	-	-
Neug	-	-	-	-	-	-	-	-
Linseed	65	-	-	-	-	-	-	-
Groundnuts	*	-	-	-	-	-	-	-
Safflower	*	-	-	-	-	-	-	-
Sesame	57	*	-	*	*	-	-	-
Rapeseed	-	-	-	-	-	-	-	-
Vegetables	216	98	-	6,739	98	-	-	-
Lettuce	-	-	-	-	-	-	-	-
Head cabbage	14	*	-	*	*	-	-	-
Ethiopian cabbage	180	92	-	6,475	92	-	-	-
Tomatoes	1	*	-	*	*	-	-	-
Green peppers	*	*	-	*	*	-	-	-
Red peppers	*	*	-	*	*	-	-	-
Swiss chard	*	-	-	-	-	-	-	-
Root crops	1,288	63	-	6,607	63	-	-	-
Beetroot	-	-	-	*	-	-	-	-
Carrot	*	-	-	-	-	-	-	-
Onion	*	*	-	*	*	-	-	-
Potatoes	*	*	-	*	*	-	-	-
Garlic	12	*	-	*	*	-	-	-
Taro 'Godere'	841	20	-	1,863	20	-	-	-
Sweet potatoes	254	*	-	*	*	-	-	-
Other Temporary	1,183	108	-	6,428	108	-	-	-
Permanent crops	8,640	2,131	-	20,232	2,131	-	-	-
Avocado	*	-	-	-	-	-	-	-
Bananas	605	*	-	2,032	*	-	-	-
Guava	*	-	-	-	-	-	-	-
Lemons	*	-	-	-	-	-	-	-
Mangoes	86	*	-	*	*	-	-	-
Oranges	*	-	-	-	-	-	-	-
Papayas	20	*	-	*	*	-	-	-
Pineapples	*	-	-	-	-	-	-	-
Chat	*	*	-	*	*	-	-	-
Coffee	2,881	208	-	5,726	208	-	-	-
Hops / 'Geshe'	29	*	-	*	*	-	-	-
Enset	4,530	1,871	-	17,075	1,871	-	-	-
Sugar cane	220	*	-	*	*	-	-	-
Other permanent	*	*	-	*	*	-	-	-

(Table 1.7.7 cont'd.)

South Omo

Crop type	UREA			UREA + DAP			INDIGENOUS SEED		
	Holder	Hectare	Quintal	Holder	Hectare	Quintal	Holder	Hectare	Quintal
All	*	*	*	*	757	1,230	79,904	43,845	10,130
Cereals	*	*	*	*	645	839	66,054	26,547	8,139
Teff	-	-	-	-	-	-	8,928	2,095	1,040
Barley	-	-	-	-	-	-	16,907	4,390	2,406
Wheat	-	-	-	-	-	-	7,253	1,340	1,044
Maize	*	*	*	*	645	839	40,291	8,632	2,494
Sorghum	-	-	-	-	-	-	26,821	10,055	1,148
Finger millet	-	-	-	-	-	-	*	*	*
Oats / 'Aja'	-	-	-	-	-	-	*	*	*
Rice	-	-	-	-	-	-	-	-	-
Pulses	*	*	*	*	*	*	44,765	5,513	1,917
Horse / Faba beans	-	-	-	-	-	-	17,278	2,045	937
Field Peas	-	-	-	-	-	-	9,495	1,368	491
Haricot beans	*	*	*	*	*	*	28,959	2,099	489
Chick peas	-	-	-	-	-	-	*	*	*
Lentils	-	-	-	-	-	-	-	-	-
Vetch / Grass peas	-	-	-	-	-	-	-	-	-
Soya beans	-	-	-	-	-	-	-	-	-
Fenugreek	-	-	-	-	-	-	*	*	*
Gibto	-	-	-	-	-	-	-	-	-
Oilseeds	-	-	-	-	-	-	11,470	504	74
Neug	-	-	-	-	-	-	-	-	-
Linseed	-	-	-	-	-	-	2,951	65	8
Groundnuts	-	-	-	-	-	-	*	*	*
Safflower	-	-	-	-	-	-	7,156	*	24
Sesame	-	-	-	-	-	-	*	57	6
Rapeseed	-	-	-	-	-	-	-	-	-
Vegetables	-	-	-	-	-	-	21,968	210	-
Lettuce	-	-	-	-	-	-	-	-	-
Head cabbage	-	-	-	-	-	-	671	*	-
Ethiopian cabbage	-	-	-	-	-	-	20,206	179	-
Tomatoes	-	-	-	-	-	-	954	1	-
Green peppers	-	-	-	-	-	-	2,634	*	-
Red peppers	-	-	-	-	-	-	*	*	-
Swiss chard	-	-	-	-	-	-	*	*	-
Root crops	-	-	-	-	-	-	39,921	1,285	-
Beetroot	-	-	-	-	-	-	*	-	-
Carrot	-	-	-	-	-	-	-	-	-
Onion	-	-	-	-	-	-	6,263	*	-
Potatoes	-	-	-	-	-	-	*	*	-
Garlic	-	-	-	-	-	-	3,330	12	-
Taro 'Godere'	-	-	-	-	-	-	24,892	839	-
Sweet potatoes	-	-	-	-	-	-	12,817	254	-
Other Temporary	-	-	-	-	-	-	35,492	1,180	-
Permanent crops	-	-	-	-	-	-	63,617	8,606	-
Avocado	-	-	-	-	-	-	3,217	*	-
Bananas	-	-	-	-	-	-	27,117	603	-
Guava	-	-	-	-	-	-	*	*	-
Lemons	-	-	-	-	-	-	*	*	-
Mangoes	-	-	-	-	-	-	11,017	86	-
Oranges	-	-	-	-	-	-	*	*	-
Papayas	-	-	-	-	-	-	8,808	20	-
Pineapples	-	-	-	-	-	-	*	*	-
Chat	-	-	-	-	-	-	1,496	*	-
Coffee	-	-	-	-	-	-	38,030	2,879	-
Hops / 'Geshe'	-	-	-	-	-	-	3,740	29	-
Enset	-	-	-	-	-	-	53,585	4,520	-
Sugar cane	-	-	-	-	-	-	10,813	220	-
Other permanent	-	-	-	-	-	-	4,288	*	-

(Table 1.7.7 Cont'd.)

South Omo

[illegible]

Table1.7.8 Number of Holders, Inputs Applied Area and Quantity of Inputs used

Sheka

Crop type	All Crop Area	All Fertilizers		Natural		DAP		
		Hectare	Quintal	Holder	Hectare	Holder	Hectare	Quintal
All	22,391	1,668	485	6,852	1,210	1,951	450	467
Cereals	7,979	486	485	*	*	1,951	450	467
Teff	379	-	-	-	-	-	-	-
Barley	200	-	-	-	-	-	-	-
Wheat	*	-	-	-	-	-	-	-
Maize	1,870	458	485	*	*	1,951	450	467
Sorghum	5,313	*	-	*	*	-	-	-
Finger millet	*	-	-	-	-	-	-	-
Oats / 'Aja'	-	-	-	-	-	-	-	-
Rice	*	-	-	-	-	-	-	-
Pulses	2,622	*	-	*	*	-	-	-
Horse / Faba beans	1,026	*	-	*	*	-	-	-
Field Peas	1,424	*	-	*	*	-	-	-
Haricot beans	171	*	-	*	*	-	-	-
Chick peas	-	-	-	-	-	-	-	-
Lentils	-	-	-	-	-	-	-	-
Vetch / Grass peas	-	-	-	-	-	-	-	-
Soya beans	*	-	-	-	-	-	-	-
Fenugreek	*	-	-	-	-	-	-	-
Gibto	-	-	-	-	-	-	-	-
Oilseeds	*	-	-	-	-	-	-	-
Neug	-	-	-	-	-	-	-	-
Linseed	*	-	-	-	-	-	-	-
Groundnuts	*	-	-	-	-	-	-	-
Safflower	*	-	-	-	-	-	-	-
Sesame	*	-	-	-	-	-	-	-
Rapeseed	*	-	-	-	-	-	-	-
Vegetables	177	31	-	3,508	31	-	-	-
Lettuce	-	-	-	-	-	-	-	-
Head cabbage	*	-	-	-	-	-	-	-
Ethiopian cabbage	97	30	-	3,449	30	-	-	-
Tomatoes	*	*	-	*	*	-	-	-
Green peppers	14	1	-	572	1	-	-	-
Red peppers	62	-	-	-	-	-	-	-
Swiss chard	-	-	-	-	-	-	-	-
Root crops	422	*	-	1,835	*	-	-	-
Beetroot	-	-	-	-	-	-	-	-
Carrot	-	-	-	-	-	-	-	-
Onion	*	*	-	*	*	-	-	-
Potatoes	9	-	-	-	-	-	-	-
Garlic	*	*	-	*	*	-	-	-
Taro 'Godere'	374	*	-	1,763	*	-	-	-
Sweet potatoes	*	*	-	*	*	-	-	-
Other Temporary	536	*	-	1,222	*	-	-	-
Permanent crops	10,651	1,023	-	5,850	1,023	-	-	-
Avocado	11	*	-	*	*	-	-	-
Bananas	102	*	-	*	*	-	-	-
Guava	1	-	-	-	-	-	-	-
Lemons	1	-	-	-	-	-	-	-
Mangoes	101	*	-	*	*	-	-	-
Oranges	34	*	-	*	*	-	-	-
Papayas	42	*	-	511	*	-	-	-
Pineapples	*	-	-	-	-	-	-	-
Chat	119	*	-	*	*	-	-	-
Coffee	6,512	*	-	*	*	-	-	-
Hops / 'Geshe'	28	-	-	-	-	-	-	-
Enset	3,493	935	-	5,276	935	-	-	-
Sugar cane	193	*	-	1,484	*	-	-	-
Other permanent	1	-	-	-	-	-	-	-

(Table 1.7.8 cont'd.)

Sheka

[illegible]

(Table 1.7.8 Cont'd.)

Sheka

[illegible]

Table1.7.9. Number of Holders, Inputs Applied Area and Quantity of Inputs used

Keffa

Crop type	All Crop Area	All Fertilizers		Natural		DAP		
		Hectare	Quintal	Holder	Hectare	Holder	Hectare	Quintal
All	136,163	14,732	4,480	94,022	10,124	15,085	3,309	3,141
Cereals	70,949	5,585	4,361	6,689	1,150	14,572	3,220	3,057
Teff	25,664	1,986	1,177	2,488	*	3,980	1,059	773
Barley	11,385	245	*	*	*	*	*	*
Wheat	9,043	588	*	*	*	*	*	*
Maize	13,031	2,680	2,289	3,420	*	9,263	1,822	1,893
Sorghum	11,036	*	*	*	*	*	*	*
Finger millet	*	*	-	*	*	-	-	-
Oats / 'Aja'	*	*	-	*	*	-	-	-
Rice	-	-	-	-	-	-	-	-
Pulses	35,631	*	-	5,506	*	*	*	-
Horse / Faba beans	18,717	*	-	*	*	*	*	-
Field Peas	13,630	*	-	*	*	-	-	-
Haricot beans	3,274	*	-	2,071	*	-	-	-
Chick peas	*	-	-	-	-	-	-	-
Lentils	*	-	-	-	-	-	-	-
Vetch / Grass peas	*	-	-	-	-	-	-	-
Soya beans	*	*	-	*	*	-	-	-
Fenugreek	*	*	-	*	*	-	-	-
Gibto	-	-	-	-	-	-	-	-
Oilseeds	168	*	-	*	*	-	-	-
Neug	*	-	-	-	-	-	-	-
Linseed	105	*	-	*	*	-	-	-
Groundnuts	*	*	-	*	*	-	-	-
Safflower	*	-	-	-	-	-	-	-
Sesame	*	*	-	*	*	-	-	-
Rapeseed	*	-	-	-	-	-	-	-
Vegetables	1,855	609	*	55,843	466	*	*	*
Lettuce	*	*	-	*	*	-	-	-
Head cabbage	*	*	*	*	*	*	*	*
Ethiopian cabbage	660	366	-	54,923	366	-	-	-
Tomatoes	*	*	-	*	*	-	-	-
Green peppers	67	19	*	6,206	19	*	*	*
Red peppers	*	*	*	*	*	*	*	*
Swiss chard	*	-	-	-	-	-	-	-
Root crops	2,490	484	*	31,206	477	*	*	*
Beetroot	13	*	*	1,735	*	*	*	*
Carrot	*	*	*	*	*	*	*	*
Onion	42	*	*	2,983	*	*	*	*
Potatoes	23	*	-	*	*	-	-	-
Garlic	54	14	-	5,204	14	-	-	-
Taro 'Godere'	2,228	418	*	25,704	412	*	*	*
Sweet potatoes	127	*	-	1,350	*	-	-	-
Other Temporary	1,468	*	-	6,575	*	-	-	-
Permanent crops	23,601	7,257		75,338	7,257			
Avocado	34	*		*	*			
Bananas	888	115		13,361	115			
Guava	*	-		-	-			
Lemons	*	*		*	*			
Mangoes	*	-		-	-			
Oranges	*	*		*	*			
Papayas	58	*		2,478	*			
Pineapples	-	-		-	-			
Chat	87	*		*	*			
Coffee	4,188	490		19,186	490			
Hops / 'Gescho'	120	*		1,042	*			
Enset	17,498	6,452		70,934	6,452			
Sugar cane	709	151		13,871	151			
Other permanent	*	-		-	-			

(Table 1.7.9 cont'd.)

Keffa

Crop type	UREA			UREA + DAP			INDIGENOUS SEED		
	Holder	Hectare	Quintal	Holder	Hectare	Quintal	Holder	Hectare	Quintal
All	3,926	1,268	1,307	*	*	*	166,962	132,855	95,174
Cereals	3,771	1,183	1,272	*	*	*	147,286	68,422	63,271
Teff	*	*	*	-	-	-	111,271	25,628	24,130
Barley	*	*	*	-	-	-	62,802	11,240	16,849
Wheat	1,653	289	*	*	*	*	44,073	8,080	12,572
Maize	*	*	*	-	-	-	32,003	11,655	6,574
Sorghum	-	-	-	-	-	-	50,415	11,029	2,907
Finger millet	-	-	-	-	-	-	*	*	*
Oats / 'Aja'	-	-	-	-	-	-	*	*	*
Rice	-	-	-	-	-	-	-	-	-
Pulses	-	-	-	-	-	-	128,311	35,590	31,860
Horse / Faba beans	-	-	-	-	-	-	91,845	18,679	20,089
Field Peas	-	-	-	-	-	-	59,137	13,630	9,245
Haricot beans	-	-	-	-	-	-	47,092	3,270	2,526
Chick peas	-	-	-	-	-	-	*	*	*
Lentils	-	-	-	-	-	-	*	*	*
Vetch / Grass peas	-	-	-	-	-	-	*	*	-
Soya beans	-	-	-	-	-	-	*	*	*
Fenugreek	-	-	-	-	-	-	*	*	*
Gibto	-	-	-	-	-	-	-	-	-
Oilseeds	-	-	-	-	-	-	9,367	168	43
Neug	-	-	-	-	-	-	*	*	*
Linseed	-	-	-	-	-	-	8,034	105	21
Groundnuts	-	-	-	-	-	-	591	*	*
Safflower	-	-	-	-	-	-	*	*	*
Sesame	-	-	-	-	-	-	*	*	*
Rapeseed	-	-	-	-	-	-	*	*	*
Vegetables	*	*	*	-	-	-	107,638	1,840	-
Lettuce	-	-	-	-	-	-	*	*	-
Head cabbage	-	-	-	-	-	-	1,399	*	-
Ethiopian cabbage	-	-	-	-	-	-	94,823	656	-
Tomatoes	-	-	-	-	-	-	*	*	-
Green peppers	-	-	-	-	-	-	18,115	66	-
Red peppers	*	*	*	-	-	-	*	*	-
Swiss chard	-	-	-	-	-	-	*	*	-
Root crops	-	-	-	-	-	-	94,136	2,412	-
Beetroot	-	-	-	-	-	-	2,774	12	-
Carrot	-	-	-	-	-	-	914	*	-
Onion	-	-	-	-	-	-	5,126	41	-
Potatoes	-	-	-	-	-	-	1,571	19	-
Garlic	-	-	-	-	-	-	13,287	54	-
Taro 'Godere'	-	-	-	-	-	-	80,840	2,158	-
Sweet potatoes	-	-	-	-	-	-	8,295	125	-
Other Temporary	-	-	-	-	-	-	36,370	1,467	-
Permanent crops	-	-	-	-	-	-	157,997	22,956	-
Avocado	-	-	-	-	-	-	4,416	33	-
Bananas	-	-	-	-	-	-	51,879	887	-
Guava	-	-	-	-	-	-	*	*	-
Lemons	-	-	-	-	-	-	*	*	-
Mangoes	-	-	-	-	-	-	*	*	-
Oranges	-	-	-	-	-	-	1,833	*	-
Papayas	-	-	-	-	-	-	9,110	45	-
Pineapples	-	-	-	-	-	-	-	-	-
Chat	-	-	-	-	-	-	7,671	86	-
Coffee	-	-	-	-	-	-	63,222	3,745	-
Hops / 'Geshe'	-	-	-	-	-	-	9,985	120	-
Enset	-	-	-	-	-	-	151,216	17,331	-
Sugar cane	-	-	-	-	-	-	48,029	691	-
Other permanent	-	-	-	-	-	-	1,169	1	-

(Table 1.7.9 Cont'd.)

Keffa

Crop type	IMPROVED SEED			PESTICIDE		IRRIGATION		EXTENSION PACKAGE	
	Holder	Hectare	Quintal	Holder	Hectare	Holder	Hectare	Holder	Hectare
All	16,339	2,973	2,140	54,084	18,767	1,985	*	27,455	5,855
Cereals	12,266	2,507	2,140	53,362	18,669	*	*	23,509	5,283
Teff	*	*	*	43,810	11,100	*	*	6,237	1,619
Barley	*	*	*	*	*	-	-	*	*
Wheat	5,507	963	*	11,538	*	-	-	6,527	1,225
Maize	6,298	*	*	*	*	-	-	10,749	2,225
Sorghum	*	*	*	10,334	2,516	-	-	*	*
Finger millet	-	-	-	*	*	-	-	-	-
Oats / 'Aja'	-	-	-	-	-	-	-	-	-
Rice	-	-	-	-	-	-	-	-	-
Pulses	*	*	*	*	*	*	*	*	*
Horse / Faba beans	-	-	-	*	*	-	-	*	*
Field Peas	-	-	-	-	-	*	*	*	*
Haricot beans	*	*	*	-	-	-	-	*	*
Chick peas	-	-	-	*	*	-	-	-	-
Lentils	-	-	-	-	-	-	-	-	-
Vetch / Grass peas	-	-	-	-	-	-	-	-	-
Soya beans	-	-	-	-	-	-	-	-	-
Fenugreek	-	-	-	-	-	-	-	-	-
Gibto	-	-	-	-	-	-	-	-	-
Oilseeds	-	-	-	1,040	*	*	*	*	*
Neug	-	-	-	-	-	-	-	-	-
Linseed	-	-	-	1,040	*	*	*	-	-
Groundnuts	-	-	-	-	-	-	-	*	*
Safflower	-	-	-	-	-	-	-	-	-
Sesame	-	-	-	-	-	-	-	-	-
Rapeseed	-	-	-	-	-	-	-	-	-
Vegetables	1,078	*	-	*	*	*	*	1,975	*
Lettuce	-	-	-	-	-	-	-	-	-
Head cabbage	*	*	-	-	-	-	-	*	*
Ethiopian cabbage	*	*	-	*	*	*	*	*	*
Tomatoes	-	-	-	-	-	-	-	-	-
Green peppers	-	-	-	-	-	*	*	*	*
Red peppers	*	*	-	-	-	-	-	*	*
Swiss chard	-	-	-	-	-	-	-	-	-
Root crops	1,801	*	-	-	-	-	-	1,776	*
Beetroot	1,328	*	-	-	-	-	-	*	*
Carrot	*	*	-	-	-	-	-	*	*
Onion	890	*	-	-	-	-	-	*	*
Potatoes	*	*	-	-	-	-	-	*	*
Garlic	*	*	-	-	-	-	-	*	*
Taro 'Godere'	*	*	-	-	-	-	-	*	*
Sweet potatoes	-	-	-	-	-	-	-	*	*
Other Temporary	-	-	-	-	-	-	-	*	*
Permanent crops				*	*	1,090	*	4,082	*
Avocado				-	-	-	-	-	-
Bananas				*	*	-	-	*	*
Guava				-	-	-	-	-	-
Lemons				-	-	-	-	-	-
Mangoes				-	-	-	-	-	-
Oranges				-	-	-	-	-	-
Papayas				-	-	-	-	-	-
Pineapples				-	-	-	-	-	-
Chat				-	-	-	-	-	-
Coffee	2,430	*	-	-	-	*	*	*	*
Hops / 'Geshe'				-	-	-	-	-	-
Enset				*	*	*	*	*	*
Sugar cane				-	-	*	*	*	*
Other permanent				-	-	-	-	-	-

Table1.7.10 Number of Holders, Inputs Applied Area and Quantity of Inputs used

Gamo Gofa

Crop type	All Crop Area	All Fertilizers		Natural		DAP		
		Hectare	Quintal	Holder	Hectare	Holder	Hectare	Quintal
All	150,882	53,629	2,046	192,362	52,119	6,580	1,025	1,501
Cereals	82,455	28,083	1,747	130,993	26,689	6,245	909	1,203
Teff	25,731	1,318	228	9,729	1,060	1,404	180	125
Barley	16,785	13,535	154	83,663	13,371	2,909	117	142
Wheat	12,751	9,922	495	61,857	9,441	539	122	66
Maize	16,989	2,500	870	33,639	2,010	3,105	490	870
Sorghum	10,180	806	-	11,003	806	-	-	-
Finger millet	19	-	-	-	-	-	-	-
Oats / 'Aja'	1	1	-	458	1	-	-	-
Rice	-	-	-	-	-	-	-	-
Pulses	14,356	3,598	218	70,812	3,529	348	70	218
Horse / Faba beans	5,288	1,318	-	40,932	1,318	-	-	-
Field Peas	4,175	1,345	-	23,889	1,345	-	-	-
Haricot beans	4,409	874	218	20,487	804	348	70	218
Chick peas	308	20	-	807	20	-	-	-
Lentils	140	13	-	656	13	-	-	-
Vetch / Grass peas	*	-	-	-	-	-	-	-
Soya beans	-	-	-	-	-	-	-	-
Fenugreek	35	29	-	8,280	29	-	-	-
Gibto	-	-	-	-	-	-	-	-
Oilseeds	221	60	-	3,935	60	-	-	-
Neug	6	-	-	-	-	-	-	-
Linseed	145	42	-	3,555	42	-	-	-
Groundnuts	61	18	-	359	18	-	-	-
Safflower	7	-	-	-	-	-	-	-
Sesame	*	*	-	22	*	-	-	-
Rapeseed	-	-	-	-	-	-	-	-
Vegetables	895	698	32	64,319	684	669	14	32
Lettuce	*	*	*	233	*	-	-	-
Head cabbage	18	18	28	2,021	6	334	12	28
Ethiopian cabbage	726	664	4	58,930	662	334	2	4
Tomatoes	82	*	-	*	*	-	-	-
Green peppers	36	8	-	4,050	8	-	-	-
Red peppers	28	3	-	1,025	3	-	-	-
Swiss chard	4	4	-	2,323	4	-	-	-
Root crops	11,996	6,254	45	125,705	6,223	1,003	31	45
Beetroot	5	4	*	1,822	4	-	-	-
Carrot	1	1	*	821	1	-	-	-
Onion	146	49	*	16,770	49	-	-	-
Potatoes	3,760	3,365	45	59,933	3,334	1,003	31	45
Garlic	15	11	-	6,245	11	-	-	-
Taro 'Godere'	2,400	880	-	35,486	880	-	-	-
Sweet potatoes	5,668	1,944	-	49,025	1,944	-	-	-
Other Temporary	14,149	1,856	4	78,925	1,855	334	1	4
Permanent crops	26,811	13,079		182,384	13,079			
Avocado	71	15		2,416	15			
Bananas	8,217	224		18,535	224			
Guava	6	-		-	-			
Lemons	38	1		333	1			
Mangoes	1,219	31		8,138	31			
Oranges	44	17		3,905	17			
Papayas	183	29		8,098	29			
Pineapples	-	-		-	-			
Chat	83	14		2,228	14			
Coffee	2,200	824		42,773	824			
Hops / 'Gesho'	60	10		3,787	10			
Enset	13,768	11,639		165,343	11,639			
Sugar cane	268	75		7,791	75			
Other permanent	653	201		16,882	201			

(Table 1.7.10 cont'd.)

Gamo Gofa

Crop type	UREA			UREA + DAP			INDIGENOUS SEED		
	Holder	Hectare	Quintal	Holder	Hectare	Quintal	Holder	Hectare	Quintal
All	1,200	151	188	2,696	333	357	280,199	148,485	40,107
Cereals	1,176	151	187	2,696	333	357	240,635	80,229	33,324
Teff	370	78	103	-	-	-	79,756	25,704	6,192
Barley	-	-	-	612	47	12	112,069	16,697	11,555
Wheat	800	72	84	2,083	286	345	80,350	12,751	9,963
Maize	*	*	*	-	-	-	86,182	15,045	4,780
Sorghum	-	-	-	-	-	-	49,492	10,014	781
Finger millet	-	-	-	-	-	-	694	19	52
Oats / 'Aja'	-	-	-	-	-	-	458	1	-
Rice	-	-	-	-	-	-	-	-	-
Pulses	*	*	*	-	-	-	146,500	14,348	6,724
Horse / Faba beans	-	-	-	-	-	-	79,383	5,288	2,780
Field Peas	-	-	-	-	-	-	58,310	4,175	2,063
Haricot beans	*	*	*	-	-	-	64,288	4,402	1,673
Chick peas	-	-	-	-	-	-	3,379	308	76
Lentils	-	-	-	-	-	-	2,940	140	122
Vetch / Grass peas	-	-	-	-	-	-	*	*	*
Soya beans	-	-	-	-	-	-	-	-	-
Fenugreek	-	-	-	-	-	-	10,529	35	10
Gibto	-	-	-	-	-	-	-	-	-
Oilseeds	-	-	-	-	-	-	9,262	221	59
Neug	-	-	-	-	-	-	23	6	*
Linseed	-	-	-	-	-	-	6,276	145	24
Groundnuts	-	-	-	-	-	-	1,481	61	33
Safflower	-	-	-	-	-	-	1,463	7	1
Sesame	-	-	-	-	-	-	39	*	*
Rapeseed	-	-	-	-	-	-	-	-	-
Vegetables	*	*	*	-	-	-	74,078	855	-
Lettuce	*	*	*	-	-	-	233	*	-
Head cabbage	-	-	-	-	-	-	2,021	18	-
Ethiopian cabbage	-	-	-	-	-	-	62,882	686	-
Tomatoes	-	-	-	-	-	-	1,994	82	-
Green peppers	-	-	-	-	-	-	9,797	36	-
Red peppers	-	-	-	-	-	-	2,572	28	-
Swiss chard	-	-	-	-	-	-	1,733	4	-
Root crops	23	*	*	-	-	-	194,071	11,970	-
Beetroot	23	*	*	-	-	-	1,522	3	-
Carrot	*	*	*	-	-	-	533	1	-
Onion	23	*	*	-	-	-	20,956	145	-
Potatoes	-	-	-	-	-	-	71,539	3,750	-
Garlic	-	-	-	-	-	-	8,486	15	-
Taro 'Godere'	-	-	-	-	-	-	76,455	2,392	-
Sweet potatoes	-	-	-	-	-	-	112,735	5,665	-
Other Temporary	-	-	-	-	-	-	142,419	14,134	-
Permanent crops							264,372	26,728	
Avocado							11,493	71	
Bananas							77,341	8,217	
Guava							1,512	6	
Lemons							12,901	38	
Mangoes							43,217	1,218	
Oranges							9,879	44	
Papayas							35,036	181	
Pineapples							-	-	
Chat							6,272	83	
Coffee							91,207	2,176	
Hops / 'Geshe'							13,447	60	
Enset							203,990	13,740	
Sugar cane							22,400	262	
Other permanent							54,905	631	

(Table 1.7.10 Cont'd.)

Gamo Gofa

Crop type	IMPROVED SEED			PESTICIDE		IRRIGATION		EXTENSION PACKAGE	
	Holder	Hectare	Quintal	Holder	Hectare	Holder	Hectare	Holder	Hectare
All	12,858	2,062	532	19,001	6,237	33,670	26,816	18,366	4,007
Cereals	8,425	2,037	532	6,617	929	21,193	10,165	15,805	3,407
Teff	110	26	12	2,205	565	4,411	1,182	2,193	362
Barley	2,341	88	69	3,156	242	-	-	3,187	139
Wheat	-	-	-	782	116	-	-	3,726	541
Maize	5,979	1,922	452	*	*	20,543	8,363	9,100	2,364
Sorghum	-	-	-	458	4	4,171	620	-	-
Finger millet	-	-	-	-	-	-	-	-	-
Oats / 'Aja'	-	-	-	-	-	-	-	-	-
Rice	-	-	-	-	-	-	-	-	-
Pulses	-	-	-	1,967	119	3,216	204	1,596	156
Horse / Faba beans	-	-	-	756	40	-	-	309	56
Field Peas	-	-	-	1,198	74	447	16	927	29
Haricot beans	-	-	-	460	5	2,769	188	354	70
Chick peas	-	-	-	-	-	-	-	*	*
Lentils	-	-	-	-	-	-	-	-	-
Vetch / Grass peas	-	-	-	-	-	-	-	-	-
Soya beans	-	-	-	-	-	-	-	-	-
Fenugreek	-	-	-	-	-	-	-	-	-
Gibto	-	-	-	-	-	-	-	-	-
Oilseeds	-	-	-	-	-	760	18	233	3
Neug	-	-	-	-	-	-	-	-	-
Linseed	-	-	-	-	-	760	18	233	3
Groundnuts	-	-	-	-	-	-	-	-	-
Safflower	-	-	-	-	-	-	-	-	-
Sesame	-	-	-	-	-	-	-	-	-
Rapeseed	-	-	-	-	-	-	-	-	-
Vegetables	1,247	1	-	380	25	4,752	121	1,610	14
Lettuce	*	*	-	-	-	*	*	*	*
Head cabbage	-	-	-	-	-	-	-	334	12
Ethiopian cabbage	-	-	-	-	-	712	1	334	2
Tomatoes	-	-	-	380	25	1,595	82	-	-
Green peppers	-	-	-	-	-	2,401	15	307	*
Red peppers	-	-	-	-	-	442	21	-	-
Swiss chard	1,235	1	-	-	-	996	3	929	1
Root crops	2,246	7	-	3,629	74	10,091	394	3,906	162
Beetroot	1,885	2	-	-	-	958	1	655	1
Carrot	638	*	-	-	-	325	*	331	*
Onion	661	1	-	-	-	2,042	70	360	1
Potatoes	-	-	-	871	23	447	4	1,451	35
Garlic	-	-	-	447	*	-	-	-	-
Taro 'Godere'	333	3	-	711	33	647	16	1,440	107
Sweet potatoes	*	*	-	1,600	18	6,339	302	343	18
Other Temporary	-	-	-	5,319	5,046	15,674	8,581	1,332	128
Permanent crops	-	-	-	2,631	46	27,042	7,332	1,608	136
Avocado	-	-	-	-	-	707	29	-	-
Bananas	-	-	-	811	8	18,503	6,072	975	29
Guava	-	-	-	-	-	380	4	-	-
Lemons	-	-	-	-	-	3,783	17	-	-
Mangoes	-	-	-	480	*	11,178	936	-	-
Oranges	-	-	-	-	-	640	4	-	-
Papayas	-	-	-	-	-	5,919	73	-	-
Pineapples	-	-	-	-	-	-	-	-	-
Chat	-	-	-	-	-	-	-	-	-
Coffee	1,567	15	-	-	-	5,302	56	309	3
Hops / 'Geshe'	-	-	-	-	-	-	-	-	-
Enset	-	-	-	986	37	1,298	34	-	-
Sugar cane	-	-	-	-	-	2,955	40	633	6
Other permanent	-	-	-	354	*	10,451	67	*	*

Table1.7.11 Number of Holders, Inputs Applied Area and Quantity of Inputs used

Bench - Maji

Crop type	All Crop Area	All Fertilizers		Natural		DAP		
		Hectare	Quintal	Holder	Hectare	Holder	Hectare	Quintal
All	46,651	8,047	1,637	61,403	5,735	8,863	1,585	1,155
Cereals	22,216	2,555	1,481	3,445	391	8,632	1,470	1,039
Teff	5,760	1,101	662	323	57	3,165	746	507
Barley	1,093	47	18	125	6	-	-	-
Wheat	293	88	29	-	-	-	-	-
Maize	9,789	1,226	773	2,429	236	5,468	724	531
Sorghum	5,221	92	-	568	92	-	-	-
Finger millet	47	-	-	-	-	-	-	-
Oats / 'Aja'	-	-	-	-	-	-	-	-
Rice	13	-	-	-	-	-	-	-
Pulses	6,992	209	62	1,419	148	868	32	48
Horse / Faba beans	2,531	66	14	530	37	-	-	-
Field Peas	2,995	-	-	-	-	-	-	-
Haricot beans	1,461	143	48	889	111	868	32	48
Chick peas	-	-	-	-	-	-	-	-
Lentils	4	-	-	-	-	-	-	-
Vetch / Grass peas	-	-	-	-	-	-	-	-
Soya beans	1	-	-	-	-	-	-	-
Fenugreek	*	-	-	-	-	-	-	-
Gibto	-	-	-	-	-	-	-	-
Oilseeds	67	4	26	-	-	191	2	24
Neug	*	-	-	-	-	-	-	-
Linseed	18	4	26	-	-	191	2	24
Groundnuts	3	-	-	-	-	-	-	-
Safflower	1	-	-	-	-	-	-	-
Sesame	33	-	-	-	-	-	-	-
Rapeseed	13	-	-	-	-	-	-	-
Vegetables	429	141	-	19,950	141	-	-	-
Lettuce	-	-	-	-	-	-	-	-
Head cabbage	1	-	-	-	-	-	-	-
Ethiopian cabbage	296	118	-	18,258	118	-	-	-
Tomatoes	10	2	-	223	2	-	-	-
Green peppers	45	13	-	1,895	13	-	-	-
Red peppers	77	7	-	819	7	-	-	-
Swiss chard	-	-	-	-	-	-	-	-
Root crops	3,939	1,003	13	34,549	941	555	61	13
Beetroot	5	1	-	186	1	-	-	-
Carrot	-	-	-	-	-	-	-	-
Onion	8	-	-	-	-	-	-	-
Potatoes	16	11	-	395	11	-	-	-
Garlic	8	3	-	540	3	-	-	-
Taro 'Godere'	3,887	987	13	33,998	926	555	61	13
Sweet potatoes	15	-	-	-	-	-	-	-
Other Temporary	732	39	-	6,687	39	-	-	-
Permanent crops	12,275	4,096	-	58,686	4,075	-	-	-
Avocado	52	25	-	2,871	25	-	-	-
Bananas	907	327	-	9,907	322	-	-	-
Guava	1	-	-	-	-	-	-	-
Lemons	*	-	-	-	-	-	-	-
Mangoes	61	5	-	959	5	-	-	-
Oranges	11	-	-	-	-	-	-	-
Papayas	125	37	-	4,787	37	-	-	-
Pineapples	-	-	-	-	-	-	-	-
Chat	913	61	-	3,570	56	-	-	-
Coffee	6,450	2,009	-	33,043	1,997	-	-	-
Hops / 'Geshe'	51	4	-	1,040	4	-	-	-
Enset	3,240	1,589	-	50,645	1,589	-	-	-
Sugar cane	462	39	-	5,215	39	-	-	-
Other permanent	*	-	-	-	-	-	-	-

(Table 1.7.11 Cont'd.)

Benchi - Maji

[illegible]

Table1.7.12 Number of Holders, Inputs Applied Area and Quantity of Inputs used

Yem Special Wereda

Crop type	All Crop Area	All Fertilizers		Natural		DAP		
		Hectare	Quintal	Holder	Hectare	Holder	Hectare	Quintal
All	17,598	9,623	6,991	14,148	2,768	8,696	5,178	4,526
Cereals	12,552	7,016	6,709	6,334	425	8,659	4,923	4,292
Teff	4,918	3,739	3,157	409	61	7,517	3,341	2,832
Barley	911	226	197	881	36	1,366	174	168
Wheat	3,716	1,638	1,766	351	25	3,787	1,231	1,117
Maize	2,025	1,380	1,588	5,382	270	1,170	177	173
Sorghum	964	33	*	549	32	*	*	*
Finger millet	*	-	-	-	-	-	-	-
Oats / 'Aja'	15	*	-	*	*	-	-	-
Rice	-	-	-	-	-	-	-	-
Pulses	2,501	861	*	4,524	610	672	*	*
Horse / Faba beans	1,242	420	*	3,376	383	*	*	*
Field Peas	1,166	400	*	1,250	198	*	*	*
Haricot beans	*	*	*	477	*	-	-	-
Chick peas	*	*	-	*	*	-	-	-
Lentils	58	26	*	392	16	144	*	*
Vetch / Grass peas	-	-	-	-	-	-	-	-
Soya beans	-	-	-	-	-	-	-	-
Fenugreek	6	2	-	694	2	-	-	-
Gibto	-	-	-	-	-	-	-	-
Oilseeds	260	16	*	625	*	*	*	*
Neug	*	-	-	-	-	-	-	-
Linseed	206	*	*	*	*	*	*	*
Groundnuts	-	-	-	-	-	-	-	-
Safflower	-	-	-	-	-	-	-	-
Sesame	-	-	-	-	-	-	-	-
Rapeseed	10	7	*	470	5	*	*	*
Vegetables	79	70	-	9,908	70	-	-	-
Lettuce	-	-	-	-	-	-	-	-
Head cabbage	*	*	-	394	*	-	-	-
Ethiopian cabbage	69	65	-	9,797	65	-	-	-
Tomatoes	*	*	-	*	*	-	-	-
Green peppers	3	2	-	930	2	-	-	-
Red peppers	*	*	-	*	*	-	-	-
Swiss chard	*	-	-	-	-	-	-	-
Root crops	257	172	-	7,074	172	-	-	-
Beetroot	1	1	-	368	1	-	-	-
Carrot	*	*	-	287	*	-	-	-
Onion	1	1	-	330	1	-	-	-
Potatoes	10	8	-	935	8	-	-	-
Garlic	3	2	-	1,079	2	-	-	-
Taro 'Godere'	153	119	-	4,389	119	-	-	-
Sweet potatoes	87	41	-	2,253	41	-	-	-
Other Temporary	28	23	-	2,236	23	-	-	-
Permanent crops	1,923	1,465	-	13,536	1,455	-	-	-
Avocado	4	3	-	327	3	-	-	-
Bananas	40	17	-	1,735	17	-	-	-
Guava	5	*	-	*	*	-	-	-
Lemons	*	*	-	*	*	-	-	-
Mangoes	2	*	-	*	*	-	-	-
Oranges	6	*	-	*	*	-	-	-
Papayas	*	*	-	*	*	-	-	-
Pineapples	*	*	-	*	*	-	-	-
Chat	184	91	-	3,892	91	-	-	-
Coffee	224	110	-	4,763	102	-	-	-
Hops / 'Geshe'	5	1	-	294	1	-	-	-
Enset	1,346	1,202	-	13,151	1,202	-	-	-
Sugar cane	101	32	-	2,586	32	-	-	-
Other permanent	4	*	-	253	*	-	-	-

(Table 1.7.12 cont'd.)

Yem Special Wereda

Crop type	UREA			UREA + DAP			INDIGENOUS SEED		
	Holder	Hectare	Quintal	Holder	Hectare	Quintal	Holder	Hectare	Quintal
All	226	*	21	4,244	1,646	2,444	15,236	16,468	12,933
Cereals	226	*	17	4,244	1,639	2,400	14,828	11,429	9,917
Teff	*	*	*	851	329	320	11,011	4,914	2,726
Barley	-	-	-	*	*	*	7,839	911	1,317
Wheat	*	*	*	1,105	368	641	10,969	3,498	5,007
Maize	*	*	*	2,834	925	1,410	10,043	1,126	604
Sorghum	-	-	-	-	-	-	5,684	964	243
Finger millet	-	-	-	-	-	-	*	*	*
Oats / 'Aja'	-	-	-	-	-	-	554	15	21
Rice	-	-	-	-	-	-	-	-	-
Pulses	-	-	-	*	*	*	10,811	2,500	2,959
Horse / Faba beans	-	-	-	*	*	*	8,549	1,241	1,602
Field Peas	-	-	-	-	-	-	5,348	1,166	1,302
Haricot beans	-	-	-	*	*	*	675	*	*
Chick peas	-	-	-	-	-	-	314	*	*
Lentils	-	-	-	-	-	-	1,394	58	41
Vetch / Grass peas	-	-	-	-	-	-	-	-	-
Soya beans	-	-	-	-	-	-	-	-	-
Fenugreek	-	-	-	-	-	-	1,285	6	2
Gibto	-	-	-	-	-	-	-	-	-
Oilseeds	*	*	*	-	-	-	2,558	260	57
Neug	-	-	-	-	-	-	*	*	*
Linseed	*	*	*	-	-	-	1,960	206	54
Groundnuts	-	-	-	-	-	-	-	-	-
Safflower	-	-	-	-	-	-	-	-	-
Sesame	-	-	-	-	-	-	-	-	-
Rapeseed	-	-	-	-	-	-	685	10	1
Vegetables	-	-	-	-	-	-	11,013	77	-
Lettuce	-	-	-	-	-	-	-	-	-
Head cabbage	-	-	-	-	-	-	467	*	-
Ethiopian cabbage	-	-	-	-	-	-	10,712	68	-
Tomatoes	-	-	-	-	-	-	250	*	-
Green peppers	-	-	-	-	-	-	1,125	3	-
Red peppers	-	-	-	-	-	-	*	*	-
Swiss chard	-	-	-	-	-	-	*	*	-
Root crops	-	-	-	-	-	-	8,060	256	-
Beetroot	-	-	-	-	-	-	518	1	-
Carrot	-	-	-	-	-	-	289	*	-
Onion	-	-	-	-	-	-	407	1	-
Potatoes	-	-	-	-	-	-	1,117	10	-
Garlic	-	-	-	-	-	-	1,258	3	-
Taro 'Godere'	-	-	-	-	-	-	4,998	153	-
Sweet potatoes	-	-	-	-	-	-	3,262	87	-
Other Temporary	-	-	-	-	-	-	2,748	28	-
Permanent crops	-	-	-	-	-	-	14,832	1,919	-
Avocado	-	-	-	-	-	-	474	4	-
Bananas	-	-	-	-	-	-	3,014	40	-
Guava	-	-	-	-	-	-	913	5	-
Lemons	-	-	-	-	-	-	*	*	-
Mangoes	-	-	-	-	-	-	551	2	-
Oranges	-	-	-	-	-	-	1,145	6	-
Papayas	-	-	-	-	-	-	*	*	-
Pineapples	-	-	-	-	-	-	*	*	-
Chat	-	-	-	-	-	-	6,742	184	-
Coffee	-	-	-	-	-	-	7,224	222	-
Hops / 'Gesho'	-	-	-	-	-	-	946	5	-
Enset	-	-	-	-	-	-	14,634	1,345	-
Sugar cane	-	-	-	-	-	-	4,602	100	-
Other permanent	-	-	-	-	-	-	684	4	-

(Table 1.7.12 Cont'd.)

Yem Special Wereda

Crop type	IMPROVED SEED			PESTICIDE		IRRIGATION		EXTENSION PACKAGE	
	Holder	Hectare	Quintal	Holder	Hectare	Holder	Hectare	Holder	Hectare
All	3,719	1,116	529	7,754	4,547	256	*	4,959	1,913
Cereals	3,464	1,112	529	7,716	4,509	-	-	4,882	1,904
Teff	*	*	*	6,337	2,710	-	-	1,202	*
Barley	-	-	-	805	*	-	-	*	*
Wheat	580	218	338	4,588	1,609	-	-	1,105	394
Maize	2,782	890	189	301	59	-	-	2,894	909
Sorghum	-	-	-	-	-	-	-	*	*
Finger millet	-	-	-	-	-	-	-	-	-
Oats / 'Aja'	-	-	-	139	*	-	-	-	-
Rice	-	-	-	-	-	-	-	-	-
Pulses	-	-	-	*	*	-	-	*	*
Horse / Faba beans	-	-	-	-	-	-	-	*	*
Field Peas	-	-	-	*	*	-	-	-	-
Haricot beans	-	-	-	-	-	-	-	*	*
Chick peas	-	-	-	-	-	-	-	-	-
Lentils	-	-	-	*	*	-	-	-	-
Vetch / Grass peas	-	-	-	-	-	-	-	-	-
Soya beans	-	-	-	-	-	-	-	-	-
Fenugreek	-	-	-	-	-	-	-	-	-
Gibto	-	-	-	-	-	-	-	-	-
Oilseeds	-	-	-	*	*	-	-	*	*
Neug	-	-	-	-	-	-	-	-	-
Linseed	-	-	-	*	*	-	-	-	-
Groundnuts	-	-	-	-	-	-	-	-	-
Safflower	-	-	-	-	-	-	-	-	-
Sesame	-	-	-	-	-	-	-	-	-
Rapeseed	-	-	-	-	-	-	-	*	*
Vegetables	*	*	-	*	*	*	*	*	*
Lettuce	-	-	-	-	-	-	-	-	-
Head cabbage	*	*	-	-	-	-	-	-	-
Ethiopian cabbage	-	-	-	-	-	*	*	*	*
Tomatoes	*	*	-	-	-	*	*	-	-
Green peppers	-	-	-	*	*	-	-	*	*
Red peppers	-	-	-	-	-	-	-	-	-
Swiss chard	-	-	-	-	-	-	-	-	-
Root crops	*	*	-	-	-	*	*	*	*
Beetroot	*	*	-	-	-	-	-	*	*
Carrot	*	*	-	-	-	-	-	*	*
Onion	*	*	-	-	-	-	-	*	*
Potatoes	-	-	-	-	-	-	-	-	-
Garlic	-	-	-	-	-	-	-	-	-
Taro 'Godere'	-	-	-	-	-	*	*	-	-
Sweet potatoes	-	-	-	-	-	*	*	-	-
Other Temporary	-	-	-	-	-	*	*	-	-
Permanent crops				*	*	*	*	*	*
Avocado				-	-	-	-	-	-
Bananas				-	-	-	-	-	-
Guava				-	-	*	*	-	-
Lemons				-	-	-	-	-	-
Mangoes				-	-	-	-	-	-
Oranges				-	-	-	-	-	-
Papayas				-	-	-	-	-	-
Pineapples				-	-	-	-	-	-
Chat				*	*	*	*	-	-
Coffee	*	*	-	*	*	*	*	*	*
Hops / 'Geshe'				-	-	-	-	-	-
Enset				-	-	*	*	-	-
Sugar cane				*	*	-	-	-	-
Other permanent				-	-	-	-	-	-

Table1.7.13 Number of Holders, Inputs Applied Area and Quantity of Inputs used

Amaro Special Wereda

Crop type	All Crop Area	All Fertilizers		Natural		DAP		
		Hectare	Quintal	Holder	Hectare	Holder	Hectare	Quintal
All	15,748	4,763	80	23,983	4,664	314	69	47
Cereals	6,875	176	80	1,813	77	314	69	47
Teff	3,387	77	33	170	*	235	59	31
Barley	874	-	-	-	-	-	-	-
Wheat	1,024	-	-	-	-	-	-	-
Maize	1,347	91	39	1,786	66	*	*	*
Sorghum	219	*	*	*	*	*	*	*
Finger millet	24	-	-	-	-	-	-	-
Oats / 'Aja'	-	-	-	-	-	-	-	-
Rice	-	-	-	-	-	-	-	-
Pulses	1,914	43	-	1,889	43	-	-	-
Horse / Faba beans	270	8	-	483	8	-	-	-
Field Peas	443	3	-	152	3	-	-	-
Haricot beans	711	32	-	1,254	32	-	-	-
Chick peas	395	-	-	-	-	-	-	-
Lentils	76	-	-	-	-	-	-	-
Vetch / Grass peas	-	-	-	-	-	-	-	-
Soya beans	5	-	-	-	-	-	-	-
Fenugreek	15	-	-	-	-	-	-	-
Gibto	-	-	-	-	-	-	-	-
Oilseeds	39	-	-	-	-	-	-	-
Neug	30	-	-	-	-	-	-	-
Linseed	2	-	-	-	-	-	-	-
Groundnuts	1	-	-	-	-	-	-	-
Safflower	*	-	-	-	-	-	-	-
Sesame	*	-	-	-	-	-	-	-
Rapeseed	-	-	-	-	-	-	-	-
Vegetables	198	143	-	7,755	143	-	-	-
Lettuce	-	-	-	-	-	-	-	-
Head cabbage	*	-	-	-	-	-	-	-
Ethiopian cabbage	172	143	-	7,755	143	-	-	-
Tomatoes	*	-	-	-	-	-	-	-
Green peppers	25	-	-	-	-	-	-	-
Red peppers	*	-	-	-	-	-	-	-
Swiss chard	-	-	-	-	-	-	-	-
Root crops	89	5	-	1,131	5	-	-	-
Beetroot	*	-	-	-	-	-	-	-
Carrot	-	-	-	-	-	-	-	-
Onion	7	1	-	300	1	-	-	-
Potatoes	-	-	-	-	-	-	-	-
Garlic	2	2	-	654	2	-	-	-
Taro 'Godere'	1	*	-	80	*	-	-	-
Sweet potatoes	78	1	-	147	1	-	-	-
Other Temporary	499	99	-	7,099	99	-	-	-
Permanent crops	6,135	4,297	-	23,676	4,297	-	-	-
Avocado	42	13	-	1,740	13	-	-	-
Bananas	128	55	-	3,283	55	-	-	-
Guava	1	*	-	*	*	-	-	-
Lemons	19	1	-	205	1	-	-	-
Mangoes	5	3	-	492	3	-	-	-
Oranges	8	4	-	434	4	-	-	-
Papayas	27	16	-	1,544	16	-	-	-
Pineapples	-	-	-	-	-	-	-	-
Chat	55	11	-	543	11	-	-	-
Coffee	1,851	877	-	9,864	877	-	-	-
Hops / 'Gescho'	*	-	-	-	-	-	-	-
Enset	3,848	3,297	-	22,765	3,297	-	-	-
Sugar cane	143	21	-	1,691	21	-	-	-
Other permanent	9	*	-	283	*	-	-	-

(Table 1.7.13 cont'd.)

Amaro Special Wereda

Crop type	UREA			UREA + DAP			INDIGENOUS SEED		
	Holder	Hectare	Quintal	Holder	Hectare	Quintal	Holder	Hectare	Quintal
All	124	14	2	*	*	*	28,748	15,587	4,653
Cereals	124	14	2	*	*	*	21,386	6,725	3,440
Teff	*	*	*	-	-	-	10,389	3,383	1,400
Barley	-	-	-	-	-	-	9,079	874	804
Wheat	-	-	-	-	-	-	4,008	1,006	865
Maize	*	*	*	*	*	*	8,353	1,302	345
Sorghum	-	-	-	-	-	-	1,649	136	18
Finger millet	-	-	-	-	-	-	58	24	7
Oats / 'Aja'	-	-	-	-	-	-	-	-	-
Rice	-	-	-	-	-	-	-	-	-
Pulses	-	-	-	-	-	-	17,394	1,912	1,210
Horse / Faba beans	-	-	-	-	-	-	6,536	270	263
Field Peas	-	-	-	-	-	-	5,085	443	385
Haricot beans	-	-	-	-	-	-	8,483	710	400
Chick peas	-	-	-	-	-	-	1,925	394	106
Lentils	-	-	-	-	-	-	1,625	76	50
Vetch / Grass peas	-	-	-	-	-	-	-	-	-
Soya beans	-	-	-	-	-	-	157	5	3
Fenugreek	-	-	-	-	-	-	122	15	2
Gibto	-	-	-	-	-	-	-	-	-
Oilseeds	-	-	-	-	-	-	324	39	3
Neug	-	-	-	-	-	-	122	30	2
Linseed	-	-	-	-	-	-	77	2	1
Groundnuts	-	-	-	-	-	-	63	*	*
Safflower	-	-	-	-	-	-	*	*	*
Sesame	-	-	-	-	-	-	*	*	*
Rapeseed	-	-	-	-	-	-	-	-	-
Vegetables	-	-	-	-	-	-	10,583	198	-
Lettuce	-	-	-	-	-	-	-	-	-
Head cabbage	-	-	-	-	-	-	114	*	-
Ethiopian cabbage	-	-	-	-	-	-	10,146	172	-
Tomatoes	-	-	-	-	-	-	-	-	-
Green peppers	-	-	-	-	-	-	323	25	-
Red peppers	-	-	-	-	-	-	*	*	-
Swiss chard	-	-	-	-	-	-	-	-	-
Root crops	-	-	-	-	-	-	4,253	89	-
Beetroot	-	-	-	-	-	-	*	*	-
Carrot	-	-	-	-	-	-	*	-	-
Onion	-	-	-	-	-	-	879	7	-
Potatoes	-	-	-	-	-	-	-	-	-
Garlic	-	-	-	-	-	-	937	2	-
Taro 'Godere'	-	-	-	-	-	-	206	1	-
Sweet potatoes	-	-	-	-	-	-	2,222	78	-
Other Temporary	-	-	-	-	-	-	13,264	498	-
Permanent crops	-	-	-	-	-	-	27,465	6,127	-
Avocado	-	-	-	-	-	-	3,603	42	-
Bananas	-	-	-	-	-	-	6,139	127	-
Guava	-	-	-	-	-	-	230	1	-
Lemons	-	-	-	-	-	-	1,150	19	-
Mangoes	-	-	-	-	-	-	976	5	-
Oranges	-	-	-	-	-	-	1,099	8	-
Papayas	-	-	-	-	-	-	2,815	27	-
Pineapples	-	-	-	-	-	-	-	-	-
Chat	-	-	-	-	-	-	1,855	55	-
Coffee	-	-	-	-	-	-	13,957	1,846	-
Hops / 'Geshe'	-	-	-	-	-	-	*	*	-
Enset	-	-	-	-	-	-	25,944	3,847	-
Sugar cane	-	-	-	-	-	-	4,601	143	-
Other permanent	-	-	-	-	-	-	1,110	9	-

(Table 1.7.13 Cont'd.)

Amaro Special Wereda

Crop type	IMPROVED SEED			PESTICIDE		IRRIGATION		EXTENSION PACKAGE	
	Holder	Hectare	Quintal	Holder	Hectare	Holder	Hectare	Holder	Hectare
All	1,167	74	34	804	319	8,747	2,282	1,207	148
Cereals	972	67	33	738	314	1,864	188	1,099	136
Teff	*	*	-	711	313	265	58	299	68
Barley	-	-	-	-	-	-	-	-	-
Wheat	258	18	21	-	-	-	-	258	18
Maize	702	44	12	*	*	1,715	107	542	43
Sorghum	-	-	-	-	-	-	-	*	*
Finger millet	-	-	-	-	-	58	24	-	-
Oats / 'Aja'	-	-	-	-	-	-	-	-	-
Rice	-	-	-	-	-	-	-	-	-
Pulses	*	*	*	*	*	1,177	32	189	3
Horse / Faba beans	-	-	-	-	-	-	-	-	-
Field Peas	-	-	-	-	-	-	-	-	-
Haricot beans	*	*	*	*	*	1,177	32	189	3
Chick peas	-	-	-	-	-	-	-	-	-
Lentils	-	-	-	-	-	-	-	-	-
Vetch / Grass peas	-	-	-	-	-	-	-	-	-
Soya beans	-	-	-	-	-	-	-	-	-
Fenugreek	-	-	-	-	-	-	-	-	-
Gibto	-	-	-	-	-	-	-	-	-
Oilseeds	58	*	1	-	-	122	1	58	*
Neug	-	-	-	-	-	-	-	-	-
Linseed	-	-	-	-	-	-	-	-	-
Groundnuts	58	*	1	-	-	122	1	58	*
Safflower	-	-	-	-	-	-	-	-	-
Sesame	-	-	-	-	-	-	-	-	-
Rapeseed	-	-	-	-	-	-	-	-	-
Vegetables	58	*	-	-	-	548	4	-	-
Lettuce	-	-	-	-	-	-	-	-	-
Head cabbage	-	-	-	-	-	-	-	-	-
Ethiopian cabbage	-	-	-	-	-	490	4	-	-
Tomatoes	58	*	-	-	-	58	*	-	-
Green peppers	-	-	-	-	-	-	-	-	-
Red peppers	-	-	-	-	-	-	-	-	-
Swiss chard	-	-	-	-	-	-	-	-	-
Root crops	-	-	-	-	-	563	5	*	*
Beetroot	-	-	-	-	-	-	-	-	-
Carrot	-	-	-	-	-	-	-	-	-
Onion	-	-	-	-	-	*	*	-	-
Potatoes	-	-	-	-	-	-	-	-	-
Garlic	-	-	-	-	-	-	-	-	-
Taro 'Godere'	-	-	-	-	-	*	*	-	-
Sweet potatoes	-	-	-	-	-	459	5	*	*
Other Temporary	58	-	-	*	*	3,105	114	99	*
Permanent crops	-	-	-	*	*	8,492	1,938	114	8
Avocado	-	-	-	-	-	2,215	27	-	-
Bananas	-	-	-	-	-	3,648	78	-	-
Guava	-	-	-	-	-	176	*	-	-
Lemons	-	-	-	-	-	380	11	-	-
Mangoes	-	-	-	-	-	578	4	-	-
Oranges	-	-	-	-	-	763	6	-	-
Papayas	-	-	-	*	*	1,568	16	-	-
Pineapples	-	-	-	-	-	-	-	-	-
Chat	-	-	-	-	-	1,414	35	-	-
Coffee	*	*	-	-	-	7,793	1,096	114	4
Hops / 'Geshe'	-	-	-	-	-	-	-	-	-
Enset	-	-	-	-	-	7,448	597	-	-
Sugar cane	-	-	-	-	-	2,017	65	-	-
Other permanent	-	-	-	-	-	386	4	-	-

Table1.7.14 Number of Holders, Inputs Applied Area and Quantity of Inputs used

Burji Special Wereda

Crop type	All Crop Area	All Fertilizers		Natural		DAP		
		Hectare	Quintal	Holder	Hectare	Holder	Hectare	Quintal
All	7,015	405	-	3,436	405	-	-	-
Cereals	3,866	75	-	972	75	-	-	-
Teff	1,368	*	-	*	*	-	-	-
Barley	309	10	-	259	10	-	-	-
Wheat	472	*	-	138	*	-	-	-
Maize	1,129	13	-	486	13	-	-	-
Sorghum	588	37	-	416	37	-	-	-
Finger millet	-	-	-	-	-	-	-	-
Oats / 'Aja'	-	-	-	-	-	-	-	-
Rice	-	-	-	-	-	-	-	-
Pulses	2,634	50	-	781	50	-	-	-
Horse / Faba beans	19	*	-	*	*	-	-	-
Field Peas	67	*	-	*	*	-	-	-
Haricot beans	1,736	46	-	725	46	-	-	-
Chick peas	742	*	-	*	*	-	-	-
Lentils	37	*	-	*	*	-	-	-
Vetch / Grass peas	-	-	-	-	-	-	-	-
Soya beans	-	-	-	-	-	-	-	-
Fenugreek	33	*	-	*	*	-	-	-
Gibto	-	-	-	-	-	-	-	-
Oilseeds	10	-	-	-	-	-	-	-
Neug	-	-	-	-	-	-	-	-
Linseed	8	-	-	-	-	-	-	-
Groundnuts	-	-	-	-	-	-	-	-
Safflower	*	-	-	-	-	-	-	-
Sesame	-	-	-	-	-	-	-	-
Rapeseed	-	-	-	-	-	-	-	-
Vegetables	25	12	-	1,143	12	-	-	-
Lettuce	-	-	-	-	-	-	-	-
Head cabbage	*	*	-	*	*	-	-	-
Ethiopian cabbage	22	11	-	982	11	-	-	-
Tomatoes	*	*	-	*	*	-	-	-
Green peppers	2	*	-	129	*	-	-	-
Red peppers	*	-	-	-	-	-	-	-
Swiss chard	*	*	-	*	*	-	-	-
Root crops	14	2	-	379	2	-	-	-
Beetroot	*	*	-	*	*	-	-	-
Carrot	*	*	-	*	*	-	-	-
Onion	4	*	-	141	*	-	-	-
Potatoes	*	*	-	*	*	-	-	-
Garlic	*	*	-	*	*	-	-	-
Taro 'Godere'	*	-	-	-	-	-	-	-
Sweet potatoes	9	1	-	183	1	-	-	-
Other Temporary	57	13	-	795	13	-	-	-
Permanent crops	408	254	-	3,065	254	-	-	-
Avocado	*	1	-	234	1	-	-	-
Bananas	16	2	-	688	2	-	-	-
Guava	8	*	-	375	*	-	-	-
Lemons	*	*	-	*	*	-	-	-
Mangoes	*	*	-	*	*	-	-	-
Oranges	*	*	-	*	*	-	-	-
Papayas	6	1	-	468	1	-	-	-
Pineapples	-	-	-	-	-	-	-	-
Chat	1	*	-	*	*	-	-	-
Coffee	64	30	-	1,060	30	-	-	-
Hops / 'Geshe'	*	-	-	-	-	-	-	-
Enset	260	213	-	2,126	213	-	-	-
Sugar cane	34	3	-	427	3	-	-	-
Other permanent	13	2	-	526	2	-	-	-

(Table 1.7.14 cont'd.)

Burji Special Wereda

Crop type	UREA			UREA + DAP			INDIGENOUS SEED		
	Holder	Hectare	Quintal	Holder	Hectare	Quintal	Holder	Hectare	Quintal
All	-	-	-	-	-	-	8,663	7,006	2,657
Cereals	-	-	-	-	-	-	7,400	3,864	1,255
Teff	-	-	-	-	-	-	4,210	1,368	415
Barley	-	-	-	-	-	-	4,335	309	204
Wheat	-	-	-	-	-	-	4,122	472	325
Maize	-	-	-	-	-	-	4,113	1,129	230
Sorghum	-	-	-	-	-	-	3,186	586	81
Finger millet	-	-	-	-	-	-	-	-	-
Oats / 'Aja'	-	-	-	-	-	-	-	-	-
Rice	-	-	-	-	-	-	-	-	-
Pulses	-	-	-	-	-	-	7,203	2,633	1,399
Horse / Faba beans	-	-	-	-	-	-	469	19	8
Field Peas	-	-	-	-	-	-	772	67	44
Haricot beans	-	-	-	-	-	-	6,406	1,734	1,080
Chick peas	-	-	-	-	-	-	2,836	742	246
Lentils	-	-	-	-	-	-	613	37	14
Vetch / Grass peas	-	-	-	-	-	-	-	-	-
Soya beans	-	-	-	-	-	-	-	-	-
Fenugreek	-	-	-	-	-	-	640	33	7
Gibto	-	-	-	-	-	-	-	-	-
Oilseeds	-	-	-	-	-	-	349	10	3
Neug	-	-	-	-	-	-	-	-	-
Linseed	-	-	-	-	-	-	284	8	2
Groundnuts	-	-	-	-	-	-	-	-	-
Safflower	-	-	-	-	-	-	*	*	*
Sesame	-	-	-	-	-	-	-	-	-
Rapeseed	-	-	-	-	-	-	-	-	-
Vegetables	-	-	-	-	-	-	2,154	25	-
Lettuce	-	-	-	-	-	-	-	-	-
Head cabbage	-	-	-	-	-	-	*	*	-
Ethiopian cabbage	-	-	-	-	-	-	1,773	21	-
Tomatoes	-	-	-	-	-	-	135	*	-
Green peppers	-	-	-	-	-	-	323	2	-
Red peppers	-	-	-	-	-	-	103	*	-
Swiss chard	-	-	-	-	-	-	*	*	-
Root crops	-	-	-	-	-	-	990	13	-
Beetroot	-	-	-	-	-	-	*	*	-
Carrot	-	-	-	-	-	-	-	-	-
Onion	-	-	-	-	-	-	349	4	-
Potatoes	-	-	-	-	-	-	89	*	-
Garlic	-	-	-	-	-	-	*	*	-
Taro 'Godere'	-	-	-	-	-	-	*	*	-
Sweet potatoes	-	-	-	-	-	-	595	8	-
Other Temporary	-	-	-	-	-	-	2,461	57	-
Permanent crops	-	-	-	-	-	-	6,619	404	-
Avocado	-	-	-	-	-	-	498	*	-
Bananas	-	-	-	-	-	-	2,265	16	-
Guava	-	-	-	-	-	-	971	8	-
Lemons	-	-	-	-	-	-	315	*	-
Mangoes	-	-	-	-	-	-	*	*	-
Oranges	-	-	-	-	-	-	192	*	-
Papayas	-	-	-	-	-	-	1,941	6	-
Pineapples	-	-	-	-	-	-	-	-	-
Chat	-	-	-	-	-	-	212	1	-
Coffee	-	-	-	-	-	-	2,305	60	-
Hops / 'Geshe'	-	-	-	-	-	-	*	*	-
Enset	-	-	-	-	-	-	2,845	260	-
Sugar cane	-	-	-	-	-	-	1,679	34	-
Other permanent	-	-	-	-	-	-	2,385	13	-

(Table 1.7.14 Cont'd.)

Burji Special Wereda

Crop type	IMPROVED SEED			PESTICIDE		IRRIGATION		EXTENSION PACKAGE	
	Holder	Hectare	Quintal	Holder	Hectare	Holder	Hectare	Holder	Hectare
All	352	*	*	122	*	328	*	*	*
Cereals	*	*	*	101	*	*	*	-	-
Teff	-	-	-	*	*	*	*	-	-
Barley	*	*	*	-	-	*	*	-	-
Wheat	-	-	-	*	*	*	*	-	-
Maize	-	-	-	-	-	*	*	-	-
Sorghum	-	-	-	*	*	*	*	-	-
Finger millet	-	-	-	-	-	-	-	-	-
Oats / 'Aja'	-	-	-	-	-	-	-	-	-
Rice	-	-	-	-	-	-	-	-	-
Pulses	*	*	-	-	-	*	*	-	-
Horse / Faba beans	-	-	-	-	-	-	-	-	-
Field Peas	-	-	-	-	-	-	-	-	-
Haricot beans	*	*	-	-	-	*	*	-	-
Chick peas	-	-	-	-	-	-	-	-	-
Lentils	-	-	-	-	-	-	-	-	-
Vetch / Grass peas	-	-	-	-	-	-	-	-	-
Soya beans	-	-	-	-	-	-	-	-	-
Fenugreek	-	-	-	-	-	-	-	-	-
Gibto	-	-	-	-	-	-	-	-	-
Oilseeds	-	-	-	-	-	-	-	-	-
Neug	-	-	-	-	-	-	-	-	-
Linseed	-	-	-	-	-	-	-	-	-
Groundnuts	-	-	-	-	-	-	-	-	-
Safflower	-	-	-	-	-	-	-	-	-
Sesame	-	-	-	-	-	-	-	-	-
Rapeseed	-	-	-	-	-	-	-	-	-
Vegetables	*	*	-	-	-	*	*	-	-
Lettuce	-	-	-	-	-	-	-	-	-
Head cabbage	*	*	-	-	-	*	*	-	-
Ethiopian cabbage	-	-	-	-	-	*	*	-	-
Tomatoes	-	-	-	-	-	-	-	-	-
Green peppers	-	-	-	-	-	*	*	-	-
Red peppers	-	-	-	-	-	-	-	-	-
Swiss chard	-	-	-	-	-	-	-	-	-
Root crops	*	*	-	*	*	*	*	-	-
Beetroot	*	*	-	-	-	*	*	-	-
Carrot	*	*	-	-	-	-	-	-	-
Onion	-	-	-	-	-	-	-	-	-
Potatoes	-	-	-	-	-	-	-	-	-
Garlic	-	-	-	-	-	-	-	-	-
Taro 'Godere'	-	-	-	-	-	-	-	-	-
Sweet potatoes	-	-	-	*	*	*	*	-	-
Other Temporary	-	-	-	-	-	*	*	-	-
Permanent crops				-	-	328	*	*	*
Avocado				-	-	*	*	-	-
Bananas				-	-	*	*	-	-
Guava				-	-	*	*	-	-
Lemons				-	-	-	-	-	-
Mangoes				-	-	-	-	-	-
Oranges				-	-	-	-	-	-
Papayas				-	-	*	*	-	-
Pineapples				-	-	-	-	-	-
Chat				-	-	-	-	-	-
Coffee	325	*	-	-	-	*	*	-	-
Hops / 'Geshe'				-	-	-	-	-	-
Enset				-	-	*	*	-	-
Sugar cane				-	-	*	*	-	-
Other permanent				-	-	*	*	*	*

Table1.7.15 Number of Holders, Inputs Applied Area and Quantity of Inputs used

Konso Special Wereda

Crop type	All Crop Area	All Fertilizers		Natural		DAP		
		Hectare	Quintal	Holder	Hectare	Holder	Hectare	Quintal
All	25,997	9,025	-	22,508	9,025	-	-	-
Cereals	19,508	6,450	-	19,734	6,450	-	-	-
Teff	2,784	360	-	1,709	360	-	-	-
Barley	*	*	-	*	*	-	-	-
Wheat	*	-	-	-	-	-	-	-
Maize	5,411	680	-	7,877	680	-	-	-
Sorghum	11,088	5,409	-	18,312	5,409	-	-	-
Finger millet	-	-	-	-	-	-	-	-
Oats / 'Aja'	-	-	-	-	-	-	-	-
Rice	-	-	-	-	-	-	-	-
Pulses	2,366	237	-	3,851	237	-	-	-
Horse / Faba beans	*	-	-	-	-	-	-	-
Field Peas	*	-	-	-	-	-	-	-
Haricot beans	2,089	237	-	3,851	237	-	-	-
Chick peas	*	-	-	-	-	-	-	-
Lentils	*	-	-	-	-	-	-	-
Vetch / Grass peas	-	-	-	-	-	-	-	-
Soya beans	-	-	-	-	-	-	-	-
Fenugreek	-	-	-	-	-	-	-	-
Gibto	-	-	-	-	-	-	-	-
Oilseeds	*	*	-	*	*	-	-	-
Neug	-	-	-	-	-	-	-	-
Linseed	*	-	-	-	-	-	-	-
Groundnuts	-	-	-	-	-	-	-	-
Safflower	*	*	-	*	*	-	-	-
Sesame	-	-	-	-	-	-	-	-
Rapeseed	-	-	-	-	-	-	-	-
Vegetables	*	*	-	*	*	-	-	-
Lettuce	-	-	-	-	-	-	-	-
Head cabbage	*	*	-	*	*	-	-	-
Ethiopian cabbage	*	*	-	*	*	-	-	-
Tomatoes	*	*	-	*	*	-	-	-
Green peppers	*	*	-	*	*	-	-	-
Red peppers	-	-	-	-	-	-	-	-
Swiss chard	*	*	-	*	*	-	-	-
Root crops	25	*	-	*	*	-	-	-
Beetroot	*	*	-	*	*	-	-	-
Carrot	*	*	-	*	*	-	-	-
Onion	*	*	-	*	*	-	-	-
Potatoes	*	-	-	-	-	-	-	-
Garlic	*	-	-	-	-	-	-	-
Taro 'Godere'	*	-	-	-	-	-	-	-
Sweet potatoes	*	*	-	*	*	-	-	-
Other Temporary	1,029	569	-	10,394	569	-	-	-
Permanent crops	3,061	1,759	-	20,542	1,759	-	-	-
Avocado	-	-	-	-	-	-	-	-
Bananas	161	*	-	2,476	*	-	-	-
Guava	5	*	-	1,006	*	-	-	-
Lemons	2	*	-	452	*	-	-	-
Mangoes	2	*	-	1,024	*	-	-	-
Oranges	*	*	-	*	*	-	-	-
Papayas	28	*	-	3,360	*	-	-	-
Pineapples	-	-	-	-	-	-	-	-
Chat	*	*	-	522	*	-	-	-
Coffee	190	107	-	6,323	107	-	-	-
Hops / 'Geshe'	*	*	-	*	*	-	-	-
Enset	*	*	-	*	*	-	-	-
Sugar cane	*	*	-	*	*	-	-	-
Other permanent	2,604	1,524	-	19,058	1,524	-	-	-

(Table 1.7.15 cont'd.)

Konso Special Wereda

Crop type	UREA			UREA + DAP			INDIGENOUS SEED		
	Holder	Hectare	Quintal	Holder	Hectare	Quintal	Holder	Hectare	Quintal
All	-	-	-	-	-	-	35,776	25,631	3,452
Cereals	-	-	-	-	-	-	34,723	19,179	2,750
Teff	-	-	-	-	-	-	9,295	2,784	1,020
Barley	-	-	-	-	-	-	*	*	*
Wheat	-	-	-	-	-	-	*	*	*
Maize	-	-	-	-	-	-	22,162	5,411	1,456
Sorghum	-	-	-	-	-	-	30,227	10,759	179
Finger millet	-	-	-	-	-	-	-	-	-
Oats / 'Aja'	-	-	-	-	-	-	-	-	-
Rice	-	-	-	-	-	-	-	-	-
Pulses	-	-	-	-	-	-	15,099	2,366	701
Horse / Faba beans	-	-	-	-	-	-	*	*	*
Field Peas	-	-	-	-	-	-	*	*	*
Haricot beans	-	-	-	-	-	-	15,099	2,089	620
Chick peas	-	-	-	-	-	-	*	*	*
Lentils	-	-	-	-	-	-	644	*	*
Vetch / Grass peas	-	-	-	-	-	-	-	-	-
Soya beans	-	-	-	-	-	-	-	-	-
Fenugreek	-	-	-	-	-	-	-	-	-
Gibto	-	-	-	-	-	-	-	-	-
Oilseeds	-	-	-	-	-	-	*	*	*
Neug	-	-	-	-	-	-	-	-	-
Linseed	-	-	-	-	-	-	*	*	*
Groundnuts	-	-	-	-	-	-	-	-	-
Safflower	-	-	-	-	-	-	*	*	*
Sesame	-	-	-	-	-	-	-	-	-
Rapeseed	-	-	-	-	-	-	-	-	-
Vegetables	-	-	-	-	-	-	*	*	-
Lettuce	-	-	-	-	-	-	-	-	-
Head cabbage	-	-	-	-	-	-	*	*	-
Ethiopian cabbage	-	-	-	-	-	-	*	*	-
Tomatoes	-	-	-	-	-	-	*	*	-
Green peppers	-	-	-	-	-	-	*	*	-
Red peppers	-	-	-	-	-	-	-	-	-
Swiss chard	-	-	-	-	-	-	*	*	-
Root crops	-	-	-	-	-	-	2,579	25	-
Beetroot	-	-	-	-	-	-	*	*	-
Carrot	-	-	-	-	-	-	*	*	-
Onion	-	-	-	-	-	-	*	*	-
Potatoes	-	-	-	-	-	-	*	*	-
Garlic	-	-	-	-	-	-	*	*	-
Taro 'Godere'	-	-	-	-	-	-	*	*	-
Sweet potatoes	-	-	-	-	-	-	*	*	-
Other Temporary	-	-	-	-	-	-	15,080	1,028	-
Permanent crops							30,982	3,024	
Avocado							-	-	
Bananas							5,353	161	
Guava							2,233	5	
Lemons							1,248	2	
Mangoes							1,358	2	
Oranges							*	*	
Papayas							8,746	28	
Pineapples							-	-	
Chat							1,095	*	
Coffee							9,842	190	
Hops / 'Geshe'							2,257	*	
Enset							*	*	
Sugar cane							*	*	
Other permanent							27,997	2,567	

(Table 1.7.15 Cont'd.)

Konso Special Wereda

[illegible]

Table1.7.16 Number of Holders, Inputs Applied Area and Quantity of Inputs used

Derashe Special Wereda

Crop type	All Crop Area	All Fertilizers		Natural		DAP		
		Hectare	Quintal	Holder	Hectare	Holder	Hectare	Quintal
All	16,509	771	-	6,307	771	-	-	-
Cereals	13,440	*	-	2,636	*	-	-	-
Teff	1,791	*	-	442	*	-	-	-
Barley	476	*	-	*	*	-	-	-
Wheat	141	*	-	*	*	-	-	-
Maize	3,939	*	-	1,361	*	-	-	-
Sorghum	7,093	*	-	1,604	*	-	-	-
Finger millet	-	-	-	-	-	-	-	-
Oats / 'Aja'	-	-	-	-	-	-	-	-
Rice	-	-	-	-	-	-	-	-
Pulses	1,510	*	-	1,082	*	-	-	-
Horse / Faba beans	59	*	-	*	*	-	-	-
Field Peas	81	-	-	-	-	-	-	-
Haricot beans	1,037	*	-	1,021	*	-	-	-
Chick peas	320	-	-	-	-	-	-	-
Lentils	12	*	-	*	*	-	-	-
Vetch / Grass peas	-	-	-	-	-	-	-	-
Soya beans	-	-	-	-	-	-	-	-
Fenugreek	*	-	-	-	-	-	-	-
Gibto	-	-	-	-	-	-	-	-
Oilseeds	*	-	-	-	-	-	-	-
Neug	-	-	-	-	-	-	-	-
Linseed	*	-	-	-	-	-	-	-
Groundnuts	*	-	-	-	-	-	-	-
Safflower	*	-	-	-	-	-	-	-
Sesame	*	-	-	-	-	-	-	-
Rapeseed	-	-	-	-	-	-	-	-
Vegetables	68	*	-	*	*	-	-	-
Lettuce	-	-	-	-	-	-	-	-
Head cabbage	*	-	-	-	-	-	-	-
Ethiopian cabbage	59	*	-	*	*	-	-	-
Tomatoes	-	-	-	-	-	-	-	-
Green peppers	*	*	-	*	*	-	-	-
Red peppers	*	*	-	*	*	-	-	-
Swiss chard	-	-	-	-	-	-	-	-
Root crops	78	*	-	567	*	-	-	-
Beetroot	*	-	-	-	-	-	-	-
Carrot	-	-	-	-	-	-	-	-
Onion	46	-	-	-	-	-	-	-
Potatoes	*	*	-	*	*	-	-	-
Garlic	*	-	-	-	-	-	-	-
Taro 'Godere'	7	*	-	321	*	-	-	-
Sweet potatoes	17	*	-	*	*	-	-	-
Other Temporary	125	*	-	*	*	-	-	-
Permanent crops	1,276	300	-	5,230	300	-	-	-
Avocado	*	-	-	-	-	-	-	-
Bananas	58	*	-	473	*	-	-	-
Guava	*	-	-	-	-	-	-	-
Lemons	1	-	-	-	-	-	-	-
Mangoes	*	-	-	-	-	-	-	-
Oranges	*	-	-	-	-	-	-	-
Papayas	3	-	-	-	-	-	-	-
Pineapples	-	-	-	-	-	-	-	-
Chat	*	*	-	*	*	-	-	-
Coffee	239	75	-	3,276	75	-	-	-
Hops / 'Geshe'	22	*	-	516	*	-	-	-
Enset	398	183	-	3,911	183	-	-	-
Sugar cane	43	*	-	782	*	-	-	-
Other permanent	479	*	-	226	*	-	-	-

(Table 1.7.16 cont'd.)

Derashe Special Wereda

Crop type	UREA			UREA + DAP			INDIGENOUS SEED		
	Holder	Hectare	Quintal	Holder	Hectare	Quintal	Holder	Hectare	Quintal
All	-	-	-	-	-	-	24,612	16,445	2,361
Cereals	-	-	-	-	-	-	23,022	13,387	1,898
Teff	-	-	-	-	-	-	8,134	1,791	526
Barley	-	-	-	-	-	-	5,358	473	151
Wheat	-	-	-	-	-	-	1,299	141	47
Maize	-	-	-	-	-	-	15,549	3,916	936
Sorghum	-	-	-	-	-	-	14,277	7,065	237
Finger millet	-	-	-	-	-	-	-	-	-
Oats / 'Aja'	-	-	-	-	-	-	-	-	-
Rice	-	-	-	-	-	-	-	-	-
Pulses	-	-	-	-	-	-	13,732	1,506	462
Horse / Faba beans	-	-	-	-	-	-	2,372	59	18
Field Peas	-	-	-	-	-	-	1,439	81	29
Haricot beans	-	-	-	-	-	-	11,621	1,033	330
Chick peas	-	-	-	-	-	-	2,196	320	83
Lentils	-	-	-	-	-	-	365	12	*
Vetch / Grass peas	-	-	-	-	-	-	-	-	-
Soya beans	-	-	-	-	-	-	-	-	-
Fenugreek	-	-	-	-	-	-	*	*	*
Gibto	-	-	-	-	-	-	-	-	-
Oilseeds	-	-	-	-	-	-	286	*	*
Neug	-	-	-	-	-	-	-	-	-
Linseed	-	-	-	-	-	-	*	*	*
Groundnuts	-	-	-	-	-	-	*	*	-
Safflower	-	-	-	-	-	-	*	*	*
Sesame	-	-	-	-	-	-	*	*	*
Rapeseed	-	-	-	-	-	-	-	-	-
Vegetables	-	-	-	-	-	-	5,883	67	-
Lettuce	-	-	-	-	-	-	-	-	-
Head cabbage	-	-	-	-	-	-	*	*	-
Ethiopian cabbage	-	-	-	-	-	-	5,611	59	-
Tomatoes	-	-	-	-	-	-	-	-	-
Green peppers	-	-	-	-	-	-	*	*	-
Red peppers	-	-	-	-	-	-	272	*	-
Swiss chard	-	-	-	-	-	-	-	-	-
Root crops	-	-	-	-	-	-	4,099	77	-
Beetroot	-	-	-	-	-	-	*	*	-
Carrot	-	-	-	-	-	-	-	-	-
Onion	-	-	-	-	-	-	1,966	46	-
Potatoes	-	-	-	-	-	-	366	*	-
Garlic	-	-	-	-	-	-	*	*	-
Taro 'Godere'	-	-	-	-	-	-	939	7	-
Sweet potatoes	-	-	-	-	-	-	935	17	-
Other Temporary	-	-	-	-	-	-	1,851	125	-
Permanent crops							19,141	1,275	
Avocado							*	*	
Bananas							3,633	58	
Guava							*	*	
Lemons							933	1	
Mangoes							*	*	
Oranges							*	*	
Papayas							1,543	3	
Pineapples							-	-	
Chat							1,500	*	
Coffee							10,467	239	
Hops / 'Geshe'							1,979	22	
Enset							10,537	398	
Sugar cane							2,818	43	
Other permanent							5,236	479	

(Table 1.7.16 Cont'd.)

Derashe Special Wereda

	IMPROVED SEED			PESTICIDE		IRRIGATION		EXTENSION PACKAGE	
Crop type	Holder	Hectare	Quintal	Holder	Hectare	Holder	Hectare	Holder	Hectare
All	*	*	*	*	*	*	*	*	*
Cereals	*	*	*	*	*	*	*	*	*
Teff	-	-	-	*	*	*	*	-	-
Barley	-	-	-	-	-	-	-	-	-
Wheat	-	-	-	-	-	-	-	-	-
Maize	*	*	*	*	*	*	*	*	*
Sorghum	-	-	-	-	-	*	*	-	-
Finger millet	-	-	-	-	-	-	-	-	-
Oats / 'Aja'	-	-	-	-	-	-	-	-	-
Rice	-	-	-	-	-	*	*	-	-
Pulses	-	-	-	-	-			-	-
Horse / Faba beans	-	-	-	-	-	-	-	-	-
Field Peas	-	-	-	-	-	-	-	-	-
Haricot beans	-	-	-	-	-	*	*	-	-
Chick peas	-	-	-	-	-	-	-	-	-
Lentils	-	-	-	-	-	-	-	-	-
Vetch / Grass peas	-	-	-	-	-	-	-	-	-
Soya beans	-	-	-	-	-	-	-	-	-
Fenugreek	-	-	-	-	-	-	-	-	-
Gibto	-	-	-	-	-	-	-	-	-
Oilseeds	-	-	-	-	-	-	-	-	-
Neug	-	-	-	-	-	-	-	-	-
Linseed	-	-	-	-	-	-	-	-	-
Groundnuts	-	-	-	-	-	-	-	-	-
Safflower	-	-	-	-	-	-	-	-	-
Sesame	-	-	-	-	-	-	-	-	-
Rapeseed	-	-	-	-	-			-	-
Vegetables	-	-	-	-	-	*	*	-	-
Lettuce	-	-	-	-	-	-	-	-	-
Head cabbage	-	-	-	-	-	-	-	-	-
Ethiopian cabbage	-	-	-	-	-	-	-	-	-
Tomatoes	-	-	-	-	-	-	-	-	-
Green peppers	-	-	-	-	-	-	-	-	-
Red peppers	-	-	-	-	-	*	*	-	-
Swiss chard	-	-	-	-	-	-	-	-	-
Root crops	-	-	-	-	-	*	*	-	-
Beetroot	-	-	-	-	-	-	-	-	-
Carrot	-	-	-	-	-	-	-	-	-
Onion	-	-	-	-	-	*	*	-	-
Potatoes	-	-	-	-	-	-	-	-	-
Garlic	-	-	-	-	-	-	-	-	-
Taro 'Godere'	-	-	-	-	-	-	-	-	-
Sweet potatoes	-	-	-	-	-	-	-	-	-
Other Temporary	-	-	-	-	-	-	-		
Permanent crops				-	-	-	-	*	*
Avocado				-	-	-	-	-	-
Bananas				-	-	-	-	-	-
Guava				-	-	-	-	-	-
Lemons				-	-	-	-	-	-
Mangoes				-	-	-	-	-	-
Oranges				-	-	-	-	-	-
Papayas				-	-	-	-	-	-
Pineapples				-	-	-	-	-	-
Chat				-	-	-	-	-	-
Coffee	-	-	-	-	-	-	-	*	*
Hops / 'Geshe'				-	-	-	-	*	*
Enset				-	-	-	-	-	-
Sugar cane				-	-	-	-	-	-
Other permanent				-	-	-	-	-	-

Table1.7.17 Number of Holders, Inputs Applied Area and Quantity of Inputs used

Dawro

Crop type	All Crop Area	All Fertilizers		Natural		DAP		
		Hectare	Quintal	Holder	Hectare	Holder	Hectare	Quintal
All	37,645	9,306	*	71,906	9,274	*	*	*
Cereals	12,932	259	*	2,154	*	*	*	*
Teff	6,897	*	*	*	*	*	*	*
Barley	1,029	-	-	-	-	-	-	-
Wheat	908	*	-	*	*	-	-	-
Maize	*	*	-	599	*	-	-	-
Sorghum	2,382	*	-	984	*	-	-	-
Finger millet	-	-	-	-	-	-	-	-
Oats / 'Aja'	39	-	-	-	-	-	-	-
Rice	-	-	-	-	-	-	-	-
Pulses	12,435	*	-	4,476	*	-	-	-
Horse / Faba beans	4,646	*	-	1,340	*	-	-	-
Field Peas	6,285	*	-	*	*	-	-	-
Haricot beans	1,280	*	-	*	*	-	-	-
Chick peas	*	-	-	-	-	-	-	-
Lentils	*	-	-	-	-	-	-	-
Vetch / Grass peas	-	-	-	-	-	-	-	-
Soya beans	*	*	-	*	*	-	-	-
Fenugreek	-	-	-	-	-	-	-	-
Gibto	-	-	-	-	-	-	-	-
Oilseeds	140	*	-	*	*	-	-	-
Neug	*	-	-	-	-	-	-	-
Linseed	115	-	-	-	-	-	-	-
Groundnuts	*	*	-	*	*	-	-	-
Safflower	-	-	-	-	-	-	-	-
Sesame	*	-	-	-	-	-	-	-
Rapeseed	-	-	-	-	-	-	-	-
Vegetables	390	258	-	35,976	258	-	-	-
Lettuce	-	-	-	-	-	-	-	-
Head cabbage	*	*	-	*	*	-	-	-
Ethiopian cabbage	275	251	-	34,988	251	-	-	-
Tomatoes	*	*	-	*	*	-	-	-
Green peppers	9	3	-	1,141	3	-	-	-
Red peppers	*	3	-	1,394	3	-	-	-
Swiss chard	*	-	-	-	-	-	-	-
Root crops	2,527	807	-	31,583	807	-	-	-
Beetroot	*	*	-	*	*	-	-	-
Carrot	*	-	-	-	-	-	-	-
Onion	4	3	-	957	3	-	-	-
Potatoes	*	*	-	*	*	-	-	-
Garlic	*	*	-	*	*	-	-	-
Taro 'Godere'	2,096	699	-	27,705	699	-	-	-
Sweet potatoes	416	97	-	5,563	97	-	-	-
Other Temporary	209	67	-	7,346	67	-	-	-
Permanent crops	9,012	7,636	-	69,517	7,636	-	-	-
Avocado	34	24	-	4,560	24	-	-	-
Bananas	280	80	-	7,535	80	-	-	-
Guava	1	*	-	*	*	-	-	-
Lemons	*	-	-	-	-	-	-	-
Mangoes	*	*	-	*	*	-	-	-
Oranges	*	*	-	*	*	-	-	-
Papayas	67	43	-	5,510	43	-	-	-
Pineapples	-	-	-	-	-	-	-	-
Chat	*	-	-	-	-	-	-	-
Coffee	713	391	-	17,874	391	-	-	-
Hops / 'Gescho'	13	*	-	608	*	-	-	-
Enset	7,788	7,056	-	68,503	7,056	-	-	-
Sugar cane	87	35	-	7,981	35	-	-	-
Other permanent	4	*	-	606	*	-	-	-

(Table 1.7.17 cont'd.)

Dawro

Crop type	UREA			UREA + DAP			INDIGENOUS SEED		
	Holder	Hectare	Quintal	Holder	Hectare	Quintal	Holder	Hectare	Quintal
All	-	-	-	-	-	-	79,966	37,586	15,663
Cereals	-	-	-	-	-	-	51,002	12,902	5,654
Teff	-	-	-	-	-	-	34,233	6,877	2,554
Barley	-	-	-	-	-	-	8,160	1,027	912
Wheat	-	-	-	-	-	-	7,196	900	1,019
Maize	-	-	-	-	-	-	6,748	*	*
Sorghum	-	-	-	-	-	-	16,454	2,382	500
Finger millet	-	-	-	-	-	-	-	-	-
Oats / 'Aja'	-	-	-	-	-	-	1,017	39	*
Rice	-	-	-	-	-	-	-	-	-
Pulses	-	-	-	-	-	-	45,766	12,428	9,982
Horse / Faba beans	-	-	-	-	-	-	25,719	4,646	4,366
Field Peas	-	-	-	-	-	-	21,530	6,285	5,113
Haricot beans	-	-	-	-	-	-	13,170	1,277	413
Chick peas	-	-	-	-	-	-	*	*	*
Lentils	-	-	-	-	-	-	4,365	*	89
Vetch / Grass peas	-	-	-	-	-	-	-	-	-
Soya beans	-	-	-	-	-	-	*	*	*
Fenugreek	-	-	-	-	-	-	-	-	-
Gibto	-	-	-	-	-	-	-	-	-
Oilseeds	-	-	-	-	-	-	6,796	140	28
Neug	-	-	-	-	-	-	*	*	*
Linseed	-	-	-	-	-	-	6,072	115	24
Groundnuts	-	-	-	-	-	-	*	*	*
Safflower	-	-	-	-	-	-	-	-	-
Sesame	-	-	-	-	-	-	*	*	*
Rapeseed	-	-	-	-	-	-	-	-	-
Vegetables	-	-	-	-	-	-	40,856	390	-
Lettuce	-	-	-	-	-	-	-	-	-
Head cabbage	-	-	-	-	-	-	*	*	-
Ethiopian cabbage	-	-	-	-	-	-	38,238	275	-
Tomatoes	-	-	-	-	-	-	*	*	-
Green peppers	-	-	-	-	-	-	2,387	9	-
Red peppers	-	-	-	-	-	-	2,995	*	-
Swiss chard	-	-	-	-	-	-	*	*	-
Root crops	-	-	-	-	-	-	54,545	2,527	-
Beetroot	-	-	-	-	-	-	*	*	-
Carrot	-	-	-	-	-	-	*	*	-
Onion	-	-	-	-	-	-	1,495	4	-
Potatoes	-	-	-	-	-	-	1,249	*	-
Garlic	-	-	-	-	-	-	*	*	-
Taro 'Godere'	-	-	-	-	-	-	47,660	2,096	-
Sweet potatoes	-	-	-	-	-	-	14,638	416	-
Other Temporary	-	-	-	-	-	-	15,609	208	-
Permanent crops	-	-	-	-	-	-	77,036	8,992	-
Avocado	-	-	-	-	-	-	7,096	34	-
Bananas	-	-	-	-	-	-	27,867	278	-
Guava	-	-	-	-	-	-	719	1	-
Lemons	-	-	-	-	-	-	*	*	-
Mangoes	-	-	-	-	-	-	1,338	*	-
Oranges	-	-	-	-	-	-	3,288	*	-
Papayas	-	-	-	-	-	-	12,785	67	-
Pineapples	-	-	-	-	-	-	-	-	-
Chat	-	-	-	-	-	-	1,161	*	-
Coffee	-	-	-	-	-	-	33,528	696	-
Hops / 'Geshe'	-	-	-	-	-	-	4,261	13	-
Enset	-	-	-	-	-	-	75,506	7,788	-
Sugar cane	-	-	-	-	-	-	15,516	85	-
Other permanent	-	-	-	-	-	-	1,908	4	-

(Table1.7.17 Contd.)

Dawro

Crop type	IMPROVED SEED			PESTICIDE		IRRIGATION		EXTENSION PACKAGE	
	Holder	Hectare	Quintal	Holder	Hectare	Holder	Hectare	Holder	Hectare
All	*	*	*	1,013	*	-	-	*	*
Cereals	*	*	*	*	*	-	-	*	*
Teff	*	*	*	*	*	-	-	*	*
Barley	*	*	*	-	-	-	-	*	*
Wheat	*	*	*	*	*	-	-	*	*
Maize	*	*	*	-	-	-	-	*	*
Sorghum	-	-	-	-	-	-	-	-	-
Finger millet	-	-	-	-	-	-	-	-	-
Oats / 'Aja'	-	-	-	-	-	-	-	-	-
Rice	-	-	-	-	-	-	-	-	-
Pulses	*	*	*	*	*	-	-	-	-
Horse / Faba beans	*	*	-	*	*	-	-	-	-
Field Peas	-	-	-	*	*	-	-	-	-
Haricot beans	*	*	*	-	-	-	-	-	-
Chick peas	-	-	-	-	-	-	-	-	-
Lentils	-	-	-	-	-	-	-	-	-
Vetch / Grass peas	-	-	-	-	-	-	-	-	-
Soya beans	*	*	-	-	-	-	-	-	-
Fenugreek	-	-	-	-	-	-	-	-	-
Gibto	-	-	-	-	-	-	-	-	-
Oilseeds	-	-	-	-	-	-	-	-	-
Neug	-	-	-	-	-	-	-	-	-
Linseed	-	-	-	-	-	-	-	-	-
Groundnuts	-	-	-	-	-	-	-	-	-
Safflower	-	-	-	-	-	-	-	-	-
Sesame	-	-	-	-	-	-	-	-	-
Rapeseed	-	-	-	-	-	-	-	-	-
Vegetables	-	-	-	*	*	-	-	-	-
Lettuce	-	-	-	-	-	-	-	-	-
Head cabbage	-	-	-	-	-	-	-	-	-
Ethiopian cabbage	-	-	-	*	*	-	-	-	-
Tomatoes	-	-	-	-	-	-	-	-	-
Green peppers	-	-	-	-	-	-	-	-	-
Red peppers	-	-	-	-	-	-	-	-	-
Swiss chard	-	-	-	-	-	-	-	-	-
Root crops	-	-	-	*	*	-	-	-	-
Beetroot	-	-	-	-	-	-	-	-	-
Carrot	-	-	-	-	-	-	-	-	-
Onion	-	-	-	-	-	-	-	-	-
Potatoes	-	-	-	-	-	-	-	-	-
Garlic	-	-	-	-	-	-	-	-	-
Taro 'Godere'	-	-	-	*	*	-	-	-	-
Sweet potatoes	-	-	-	-	-	-	-	-	-
Other Temporary	*	*	-	-	-	-	-	-	-
Permanent crops				459	*	-	-	-	-
Avocado				-	-	-	-	-	-
Bananas				-	-	-	-	-	-
Guava				-	-	-	-	-	-
Lemons				-	-	-	-	-	-
Mangoes				-	-	-	-	-	-
Oranges				-	-	-	-	-	-
Papayas				-	-	-	-	-	-
Pineapples				-	-	-	-	-	-
Chat				-	-	-	-	-	-
Coffee	-	-	-	*	*	-	-	-	-
Hops / 'Geshe'				-	-	-	-	-	-
Enset				-	-	-	-	-	-
Sugar cane				*	*	-	-	-	-
Other permanent				-	-	-	-	-	-

Table1.7.18 Number of Holders, Inputs Applied Area and Quantity of Inputs used

Basketo Special Wereda

Crop type	All Crop Area	All Fertilizers		Natural		DAP		
		Hectare	Quintal	Holder	Hectare	Holder	Hectare	Quintal
All	6,044	1,127	815	6,194	709	*	*	*
Cereals	3,545	432	735	1,762	32	*	*	*
Teff	1,860	*	*	*	*	-	-	-
Barley	404	-	-	-	-	-	-	-
Wheat	8	-	-	-	-	-	-	-
Maize	812	414	730	1,578	21	*	*	*
Sorghum	462	11	-	309	11	-	-	-
Finger millet	-	-	-	-	-	-	-	-
Oats / 'Aja'	*	-	-	-	-	-	-	-
Rice	-	-	-	-	-	-	-	-
Pulses	361	27	60	1,090	9	-	-	-
Horse / Faba beans	5	*	-	*	*	-	-	-
Field Peas	90	2	-	178	2	-	-	-
Haricot beans	250	25	60	981	7	-	-	-
Chick peas	14	*	-	*	*	-	-	-
Lentils	-	-	-	-	-	-	-	-
Vetch / Grass peas	1	-	-	-	-	-	-	-
Soya beans	-	-	-	-	-	-	-	-
Fenugreek	1	-	-	-	-	-	-	-
Gibto	-	-	-	-	-	-	-	-
Oilseeds	17	1	*	54	*	-	-	-
Neug	-	-	-	-	-	-	-	-
Linseed	*	-	-	-	-	-	-	-
Groundnuts	2	*	-	26	*	-	-	-
Safflower	7	*	*	*	*	-	-	-
Sesame	5	*	-	*	*	-	-	-
Rapeseed	-	-	-	-	-	-	-	-
Vegetables	11	2	-	689	2	-	-	-
Lettuce	-	-	-	-	-	-	-	-
Head cabbage	*	-	-	-	-	-	-	-
Ethiopian cabbage	7	2	-	517	2	-	-	-
Tomatoes	*	-	-	-	-	-	-	-
Green peppers	1	*	-	*	*	-	-	-
Red peppers	3	*	-	157	*	-	-	-
Swiss chard	-	-	-	-	-	-	-	-
Root crops	448	43	-	2,399	43	-	-	-
Beetroot	*	-	-	-	-	-	-	-
Carrot	-	-	-	-	-	-	-	-
Onion	3	1	-	258	1	-	-	-
Potatoes	5	*	-	88	*	-	-	-
Garlic	*	*	-	71	*	-	-	-
Taro 'Godere'	95	17	-	1,311	17	-	-	-
Sweet potatoes	344	24	-	1,161	24	-	-	-
Other Temporary	301	46	-	2,772	46	-	-	-
Permanent crops	1,361	576	-	5,885	576	-	-	-
Avocado	7	2	-	339	2	-	-	-
Bananas	76	17	-	1,345	16	-	-	-
Guava	*	-	-	-	-	-	-	-
Lemons	-	-	-	-	-	-	-	-
Mangoes	11	5	-	460	5	-	-	-
Oranges	*	*	-	51	*	-	-	-
Papayas	2	1	-	213	1	-	-	-
Pineapples	-	-	-	-	-	-	-	-
Chat	*	*	-	*	*	-	-	-
Coffee	456	166	-	4,427	166	-	-	-
Hops / 'Geshe'	11	3	-	256	3	-	-	-
Enset	728	361	-	5,761	361	-	-	-
Sugar cane	68	21	-	1,455	21	-	-	-
Other permanent	*	-	-	-	-	-	-	-

(Table 1.7.18 cont'd.)

Basketo Special Wereda

[illegible]

(Table 1.7.18 Cont'd.)

Basketo Special Wereda

[illegible]

Table1.7.19 Number of Holders, Inputs Applied Area and Quantity of Inputs used

Konta Special Wereda

Crop type	All Crop Area	All Fertilizers		Natural		DAP		
		Hectare	Quintal	Holder	Hectare	Holder	Hectare	Quintal
All	13,561	1,010	152	9,814	814	248	47	47
Cereals	6,738	280	151	250	86	248	47	47
Teff	4,055	78	-	174	78	-	-	-
Barley	739	-	-	-	-	-	-	-
Wheat	251	*	-	*	*	-	-	-
Maize	607	200	151	203	6	248	47	47
Sorghum	1,074	-	-	-	-	-	-	-
Finger millet	-	-	-	-	-	-	-	-
Oats / 'Aja'	12	-	-	-	-	-	-	-
Rice	-	-	-	-	-	-	-	-
Pulses	3,183	5	-	260	5	-	-	-
Horse / Faba beans	1,801	1	-	87	1	-	-	-
Field Peas	1,117	-	-	-	-	-	-	-
Haricot beans	265	4	-	173	4	-	-	-
Chick peas	-	-	-	-	-	-	-	-
Lentils	-	-	-	-	-	-	-	-
Vetch / Grass peas	-	-	-	-	-	-	-	-
Soya beans	-	-	-	-	-	-	-	-
Fenugreek	-	-	-	-	-	-	-	-
Gibto	-	-	-	-	-	-	-	-
Oilseeds	15	*	-	*	*	-	-	-
Neug	*	-	-	-	-	-	-	-
Linseed	4	-	-	-	-	-	-	-
Groundnuts	*	*	-	*	*	-	-	-
Safflower	*	-	-	-	-	-	-	-
Sesame	11	-	-	-	-	-	-	-
Rapeseed	-	-	-	-	-	-	-	-
Vegetables	49	9	-	1,436	9	-	-	-
Lettuce	-	-	-	-	-	-	-	-
Head cabbage	1	-	-	-	-	-	-	-
Ethiopian cabbage	18	3	-	975	3	-	-	-
Tomatoes	*	*	-	*	*	-	-	-
Green peppers	13	4	-	423	4	-	-	-
Red peppers	16	2	-	349	2	-	-	-
Swiss chard	*	*	-	*	*	-	-	-
Root crops	1,434	156	-	3,539	156	-	-	-
Beetroot	-	-	-	-	-	-	-	-
Carrot	*	*	-	*	*	-	-	-
Onion	2	*	-	46	*	-	-	-
Potatoes	8	-	-	-	-	-	-	-
Garlic	2	*	-	89	*	-	-	-
Taro 'Godere'	1,353	138	-	2,961	138	-	-	-
Sweet potatoes	69	18	-	628	18	-	-	-
Other Temporary	273	16	2	416	14	-	-	-
Permanent crops	1,869	542	-	8,865	542	-	-	-
Avocado	8	1	-	151	1	-	-	-
Bananas	240	14	-	1,284	14	-	-	-
Guava	1	-	-	-	-	-	-	-
Lemons	1	*	-	91	*	-	-	-
Mangoes	2	*	-	32	*	-	-	-
Oranges	4	*	-	143	*	-	-	-
Papayas	19	6	-	1,027	6	-	-	-
Pineapples	*	-	-	-	-	-	-	-
Chat	31	1	-	136	1	-	-	-
Coffee	260	30	-	1,281	30	-	-	-
Hops / 'Geshe'	8	*	-	93	*	-	-	-
Enset	1,258	483	-	8,467	483	-	-	-
Sugar cane	35	7	-	925	7	-	-	-
Other permanent	2	-	-	-	-	-	-	-

(Table 1.7.19 cont'd.)

Konta Special Wereda

Crop type	UREA			UREA + DAP			INDIGENOUS SEED		
	Holder	Hectare	Quintal	Holder	Hectare	Quintal	Holder	Hectare	Quintal
All	83	25	10	656	125	95	18,249	13,336	5,823
Cereals	83	25	10	656	123	93	14,888	6,519	3,228
Teff	-	-	-	-	-	-	11,379	4,055	1,625
Barley	-	-	-	-	-	-	2,306	739	705
Wheat	-	-	-	-	-	-	1,699	251	352
Maize	83	25	10	656	123	93	2,983	388	149
Sorghum	-	-	-	-	-	-	5,054	1,074	391
Finger millet	-	-	-	-	-	-	-	-	-
Oats / 'Aja'	-	-	-	-	-	-	86	12	6
Rice	-	-	-	-	-	-	-	-	-
Pulses	-	-	-	-	-	-	9,913	3,183	2,592
Horse / Faba beans	-	-	-	-	-	-	6,740	1,801	1,700
Field Peas	-	-	-	-	-	-	4,191	1,117	787
Haricot beans	-	-	-	-	-	-	3,798	265	106
Chick peas	-	-	-	-	-	-	-	-	-
Lentils	-	-	-	-	-	-	-	-	-
Vetch / Grass peas	-	-	-	-	-	-	-	-	-
Soya beans	-	-	-	-	-	-	-	-	-
Fenugreek	-	-	-	-	-	-	-	-	-
Gibto	-	-	-	-	-	-	-	-	-
Oilseeds	-	-	-	-	-	-	534	15	3
Neug	-	-	-	-	-	-	*	*	*
Linseed	-	-	-	-	-	-	324	4	2
Groundnuts	-	-	-	-	-	-	*	*	*
Safflower	-	-	-	-	-	-	*	*	*
Sesame	-	-	-	-	-	-	169	11	1
Rapeseed	-	-	-	-	-	-	-	-	-
Vegetables	-	-	-	-	-	-	4,332	49	-
Lettuce	-	-	-	-	-	-	-	-	-
Head cabbage	-	-	-	-	-	-	*	*	-
Ethiopian cabbage	-	-	-	-	-	-	2,547	18	-
Tomatoes	-	-	-	-	-	-	74	*	-
Green peppers	-	-	-	-	-	-	1,472	13	-
Red peppers	-	-	-	-	-	-	901	16	-
Swiss chard	-	-	-	-	-	-	*	*	-
Root crops	-	-	-	-	-	-	14,524	1,434	-
Beetroot	-	-	-	-	-	-	-	-	-
Carrot	-	-	-	-	-	-	*	*	-
Onion	-	-	-	-	-	-	263	2	-
Potatoes	-	-	-	-	-	-	309	8	-
Garlic	-	-	-	-	-	-	496	2	-
Taro 'Godere'	-	-	-	-	-	-	13,479	1,353	-
Sweet potatoes	-	-	-	-	-	-	1,995	69	-
Other Temporary	-	-	-	43	2	2	4,545	272	-
Permanent crops	-	-	-	-	-	-	17,054	1,864	-
Avocado	-	-	-	-	-	-	2,146	8	-
Bananas	-	-	-	-	-	-	10,076	239	-
Guava	-	-	-	-	-	-	262	1	-
Lemons	-	-	-	-	-	-	520	1	-
Mangoes	-	-	-	-	-	-	745	2	-
Oranges	-	-	-	-	-	-	1,361	4	-
Papayas	-	-	-	-	-	-	4,285	19	-
Pineapples	-	-	-	-	-	-	*	*	-
Chat	-	-	-	-	-	-	1,377	31	-
Coffee	-	-	-	-	-	-	7,780	256	-
Hops / 'Gesho'	-	-	-	-	-	-	2,308	8	-
Enset	-	-	-	-	-	-	15,815	1,258	-
Sugar cane	-	-	-	-	-	-	3,513	35	-
Other permanent	-	-	-	-	-	-	326	2	-

(Table 1.7.19 Contd.)

Konta Special Wereda

	IMPROVED SEED			PESTICIDE		IRRIGATION		EXTENSION PACKAGE	
Crop type	Holder	Hectare	Quintal	Holder	Hectare	Holder	Hectare	Holder	Hectare
All	1,344	222	41	4,338	1,858	-	-	1,043	206
Cereals	1,197	219	41	4,338	1,853	-	-	1,036	204
Teff	-	-	-	4,205	1,793	-	-	-	-
Barley	-	-	-	98	18	-	-	-	-
Wheat	-	-	-	144	23	-	-	-	-
Maize	1,197	219	41	-	-	-	-	1,036	204
Sorghum	-	-	-	126	19	-	-	-	-
Finger millet	-	-	-	-	-	-	-	-	-
Oats / ‘Aja’	-	-	-	-	-	-	-	-	-
Rice	-	-	-	-	-	-	-	-	-
Pulses	-	-	-	*	*	-	-	-	-
Horse / Faba beans	-	-	-	*	*	-	-	-	-
Field Peas	-	-	-	-	-	-	-	-	-
Haricot beans	-	-	-	-	-	-	-	-	-
Chick peas	-	-	-	-	-	-	-	-	-
Lentils	-	-	-	-	-	-	-	-	-
Vetch / Grass peas	-	-	-	-	-	-	-	-	-
Soya beans	-	-	-	-	-	-	-	-	-
Fenugreek	-	-	-	-	-	-	-	-	-
Gibto	-	-	-	-	-	-	-	-	-
Oilseeds	-	-	-	-	-	-	-	-	-
Neug	-	-	-	-	-	-	-	-	-
Linseed	-	-	-	-	-	-	-	-	-
Groundnuts	-	-	-	-	-	-	-	-	-
Safflower	-	-	-	-	-	-	-	-	-
Sesame	-	-	-	-	-	-	-	-	-
Rapeseed	-	-	-	-	-	-	-	-	-
Vegetables	*	*	-	-	-	-	-	-	-
Lettuce	-	-	-	-	-	-	-	-	-
Head cabbage	*	*	-	-	-	-	-	-	-
Ethiopian cabbage	-	-	-	-	-	-	-	-	-
Tomatoes	-	-	-	-	-	-	-	-	-
Green peppers	-	-	-	-	-	-	-	-	-
Red peppers	-	-	-	-	-	-	-	-	-
Swiss chard	-	-	-	-	-	-	-	-	-
Root crops	-	-	-	-	-	-	-	*	*
Beetroot	-	-	-	-	-	-	-	-	-
Carrot	-	-	-	-	-	-	-	-	-
Onion	-	-	-	-	-	-	-	-	-
Potatoes	-	-	-	-	-	-	-	-	-
Garlic	-	-	-	-	-	-	-	-	-
Taro ‘Godere’	-	-	-	-	-	-	-	-	-
Sweet potatoes	-	-	-	-	-	-	-	*	*
Other Temporary	-	-	-	-	-	-	-	50	2
Permanent crops				-	-	-	-	-	-
Avocado				-	-	-	-	-	-
Bananas				-	-	-	-	-	-
Guava				-	-	-	-	-	-
Lemons				-	-	-	-	-	-
Mangoes				-	-	-	-	-	-
Oranges				-	-	-	-	-	-
Papayas				-	-	-	-	-	-
Pineapples				-	-	-	-	-	-
Chat				-	-	-	-	-	-
Coffee	86	3	-	-	-	-	-	-	-
Hops / ‘Gesho’				-	-	-	-	-	-
Enset				-	-	-	-	-	-
Sugar cane				-	-	-	-	-	-
Other permanent				-	-	-	-	-	-

Table1.7.20 Number of Holders, Inputs Applied Area and Quantity of Inputs used

Silitie

Crop type	All Crop Area	All Fertilizers		Natural		DAP		
		Hectare	Quintal	Holder	Hectare	Holder	Hectare	Quintal
All	106,398	76,436	50,755	122,977	20,264	99,000	44,032	36,154
Cereals	81,271	55,202	35,013	70,231	9,046	89,983	36,821	26,437
Teff	13,846	10,227	4,426	1,385	152	29,847	8,331	3,398
Barley	6,017	4,413	3,386	15,457	639	30,510	3,234	2,924
Wheat	16,888	14,417	11,537	4,625	259	48,539	11,250	9,308
Maize	27,848	20,149	10,209	53,723	6,242	41,808	10,606	6,799
Sorghum	14,970	5,120	5,205	26,943	1,674	27,885	2,839	3,827
Finger millet	1,662	851	230	*	*	5,900	551	171
Oats / 'Aja'	*	*	*	*	*	*	*	*
Rice	-	-	-	-	-	-	-	-
Pulses	7,195	4,856	4,085	56,292	1,958	36,274	2,466	2,702
Horse / Faba beans	2,900	2,292	1,189	42,362	1,079	23,252	1,142	983
Field Peas	1,581	1,263	1,584	7,840	268	11,271	720	804
Haricot beans	1,394	910	*	13,449	347	8,813	*	*
Chick peas	520	173	*	2,196	*	*	*	*
Lentils	100	32	*	817	*	*	*	*
Vetch / Grass peas	*	*	*	*	*	*	*	*
Soya beans	*	*	-	*	*	-	-	-
Fenugreek	31	10	*	1,245	*	*	*	*
Gibto	-	-	-	-	-	-	-	-
Oilseeds	369	177	*	2,872	*	3,108	105	*
Neug	-	-	-	-	-	-	-	-
Linseed	339	156	*	2,207	*	2,423	88	*
Groundnuts	*	-	-	-	-	-	-	-
Safflower	-	-	-	-	-	-	-	-
Sesame	-	-	-	-	-	-	-	-
Rapeseed	*	*	*	*	*	*	*	*
Vegetables	9,726	8,961	10,926	103,142	2,167	30,668	4,468	6,486
Lettuce	*	*	-	*	*	-	-	-
Head cabbage	*	*	-	4,814	*	-	-	-
Ethiopian cabbage	2,145	1,821	166	102,710	1,752	3,223	59	*
Tomatoes	12	9	*	2,769	9	*	*	*
Green peppers	*	*	*	1,185	*	*	*	*
Red peppers	7,537	7,101	10,752	12,123	380	29,110	4,404	6,331
Swiss chard	*	*	-	*	*	-	-	-
Root crops	211	190	*	23,965	105	*	*	*
Beetroot	8	7	*	5,973	7	*	*	*
Carrot	5	4	-	3,364	4	-	-	-
Onion	*	*	*	5,780	16	*	*	*
Potatoes	*	*	*	10,213	62	*	*	*
Garlic	18	9	*	4,257	8	-	-	-
Taro 'Godere'	*	*	-	*	*	-	-	-
Sweet potatoes	*	*	-	2,158	*	-	-	-
Other Temporary	28	12	-	8,797	12	-	-	-
Permanent crops	7,597	7,038		97,021	6,906			
Avocado	15	11		7,972	11			
Bananas	77	64		23,155	63			
Guava	5	4		3,033	4			
Lemons	5	4		3,531	4			
Mangoes	*	3		2,509	3			
Oranges	21	16		8,941	16			
Papayas	28	21		11,216	21			
Pineapples	-	-		-	-			
Chat	2,378	2,011		67,451	1,957			
Coffee	433	358		35,273	335			
Hops / 'Geshe'	*	*		*	*			
Enset	4,420	4,369		65,438	4,320			
Sugar cane	*	*		10,036	*			
Other permanent	112	92		19,046	88			

(Table 1.7.20 cont'd.)

Silitie

Crop type	UREA			UREA + DAP			INDIGENOUS SEED		
	Holder	Hectare	Quintal	Holder	Hectare	Quintal	Holder	Hectare	Quintal
All	3,588	589	*	31,620	11,549	14,270	141,628	101,079	67,467
Cereals	2,370	458	178	25,198	8,877	8,399	134,527	76,068	61,258
Teff	1,320	214	*	7,678	1,529	938	52,673	13,791	4,881
Barley	*	*	*	5,633	522	458	65,656	6,016	10,390
Wheat	*	*	*	9,629	2,710	*	74,110	16,426	30,769
Maize	-	-	-	16,560	3,302	3,409	96,376	23,201	11,452
Sorghum	*	*	*	9,233	579	1,376	88,889	14,940	3,318
Finger millet	-	-	-	*	*	*	17,167	1,655	398
Oats / 'Aja'	-	-	-	*	*	*	*	*	*
Rice	-	-	-	-	-	-	-	-	-
Pulses	*	*	*	7,890	425	1,377	102,327	7,183	6,139
Horse / Faba beans	*	*	*	2,650	64	*	75,848	2,900	2,554
Field Peas	-	-	-	3,719	*	*	28,589	1,570	1,574
Haricot beans	-	-	-	*	*	*	35,106	1,394	796
Chick peas	-	-	-	*	*	*	7,247	520	401
Lentils	-	-	-	*	*	*	3,116	100	*
Vetch / Grass peas	-	-	-	*	*	*	*	*	*
Soya beans	-	-	-	-	-	-	*	*	*
Fenugreek	-	-	-	-	-	-	3,170	31	11
Gibto	-	-	-	-	-	-	-	-	-
Oilseeds	-	-	-	*	*	*	11,693	369	70
Neug	-	-	-	-	-	-	-	-	-
Linseed	-	-	-	-	-	-	9,234	339	67
Groundnuts	-	-	-	-	-	-	*	*	*
Safflower	-	-	-	-	-	-	-	-	-
Sesame	-	-	-	-	-	-	-	-	-
Rapeseed	-	-	-	*	*	*	*	*	*
Vegetables	1,369	122	*	14,330	2,205	4,318	122,463	9,716	-
Lettuce	-	-	-	-	-	-	*	*	-
Head cabbage	-	-	-	-	-	-	5,491	*	-
Ethiopian cabbage	*	*	*	*	*	*	113,215	2,137	-
Tomatoes	-	-	-	-	-	-	3,099	10	-
Green peppers	-	-	-	-	-	-	1,833	*	-
Red peppers	1,369	121	*	14,330	2,196	4,301	56,317	7,537	-
Swiss chard	-	-	-	-	-	-	*	*	-
Root crops	-	-	-	*	*	*	28,398	204	-
Beetroot	-	-	-	-	-	-	6,920	7	-
Carrot	-	-	-	-	-	-	3,836	5	-
Onion	-	-	-	*	*	*	7,115	*	-
Potatoes	-	-	-	-	-	-	12,573	*	-
Garlic	-	-	-	*	*	*	6,217	18	-
Taro 'Godere'	-	-	-	-	-	-	*	*	-
Sweet potatoes	-	-	-	-	-	-	2,171	3	-
Other Temporary	-	-	-	-	-	-	11,053	28	-
Permanent crops							104,940	7,511	
Avocado							9,628	13	
Bananas							25,904	77	
Guava							3,938	5	
Lemons							4,237	5	
Mangoes							2,350	*	
Oranges							10,328	21	
Papayas							11,858	24	
Pineapples							-	-	
Chat							76,522	2,362	
Coffee							39,072	370	
Hops / 'Gesho'							*	*	
Enset							67,046	4,420	
Sugar cane							12,191	*	
Other permanent							21,781	112	

(Table 1.7.20 Cont'd.)

Silitie

Crop type	IMPROVED SEED			PESTICIDE		IRRIGATION		EXTENSION PACKAGE	
	Holder	Hectare	Quintal	Holder	Hectare	Holder	Hectare	Holder	Hectare
All	24,204	5,112	1,908	82,625	29,951	2,797	*	24,397	7,199
Cereals	21,174	5,076	1,908	78,645	28,054	*	*	23,951	6,821
Teff	*	*	*	40,081	10,648	-	-	*	*
Barley	-	-	-	22,779	2,091	-	-	*	*
Wheat	*	*	*	55,177	14,184	-	-	*	*
Maize	20,042	4,560	1,157	1,533	230	*	*	21,938	5,245
Sorghum	-	-	-	1,553	373	-	-	10,130	696
Finger millet	-	-	-	4,358	*	-	-	-	-
Oats / 'Aja'	-	-	-	*	*	-	-	-	-
Rice	-	-	-	-	-	-	-	-	-
Pulses	-	-	-	6,371	407	-	-	5,557	303
Horse / Faba beans	-	-	-	5,777	*	-	-	*	*
Field Peas	-	-	-	*	*	-	-	3,172	*
Haricot beans	-	-	-	-	-	-	-	*	*
Chick peas	-	-	-	-	-	-	-	-	-
Lentils	-	-	-	*	*	-	-	-	-
Vetch / Grass peas	-	-	-	-	-	-	-	-	-
Soya beans	-	-	-	-	-	-	-	-	-
Fenugreek	-	-	-	-	-	-	-	-	-
Gibto	-	-	-	-	-	-	-	-	-
Oilseeds	-	-	-	*	*	-	-	*	*
Neug	-	-	-	-	-	-	-	-	-
Linseed	-	-	-	*	*	-	-	-	-
Groundnuts	-	-	-	-	-	-	-	-	-
Safflower	-	-	-	-	-	-	-	-	-
Sesame	-	-	-	-	-	-	-	-	-
Rapeseed	-	-	-	-	-	-	-	*	*
Vegetables	1,009	*	-	8,287	*	1,896	*	*	*
Lettuce	-	-	-	-	-	-	-	-	-
Head cabbage	*	*	-	-	-	*	*	-	-
Ethiopian cabbage	-	-	-	*	*	*	*	*	*
Tomatoes	*	*	-	-	-	-	-	-	-
Green peppers	-	-	-	-	-	*	*	*	*
Red peppers	-	-	-	7,685	*	-	-	*	*
Swiss chard	*	*	-	-	-	*	*	*	*
Root crops	1,051	*	-	*	*	901	3	*	*
Beetroot	*	*	-	-	-	-	-	-	-
Carrot	*	*	-	-	-	901	*	*	*
Onion	*	*	-	-	-	*	*	*	*
Potatoes	-	-	-	*	*	-	-	-	-
Garlic	-	-	-	-	-	-	-	-	-
Taro 'Godere'	-	-	-	-	-	-	-	-	-
Sweet potatoes	*	*	-	-	-	-	-	-	-
Other Temporary	-	-	-	-	-	-	-	-	-
Permanent crops				4,263	100	1,290	*	*	*
Avocado				-	-	*	*	*	*
Bananas				-	-	*	*	-	-
Guava				-	-	*	*	-	-
Lemons				-	-	-	-	-	-
Mangoes				-	-	-	-	-	-
Oranges				-	-	-	-	-	-
Papayas				-	-	*	*	*	*
Pineapples				-	-	-	-	-	-
Chat				3,447	92	*	*	*	*
Coffee	*	*	-	*	*	*	*	-	-
Hops / 'Gescho'				-	-	-	-	-	-
Enset				*	*	*	*	-	-
Sugar cane				-	-	-	-	-	-
Other permanent				*	*	-	-	-	-

Table1.7.21 Number of Holders, Inputs Applied Area and Quantity of Inputs used

Alaba Special Wereda

Crop type	All Crop Area	All Fertilizers		Natural		DAP		
		Hectare	Quintal	Holder	Hectare	Holder	Hectare	Quintal
All	30,350	15,062	6,972	27,800	5,019	17,007	6,614	4,385
Cereals	25,341	11,585	4,503	19,989	3,304	14,660	5,464	2,876
Teff	5,469	4,354	1,456	846	56	9,688	2,876	989
Barley	172	62	26	*	*	664	*	22
Wheat	3,159	2,000	1,624	422	35	5,915	1,048	1,013
Maize	11,894	4,137	965	19,153	2,676	4,173	1,096	586
Sorghum	3,338	668	306	9,149	483	1,778	129	172
Finger millet	1,309	364	126	810	40	3,098	275	94
Oats / 'Aja'	-	-	-	-	-	-	-	-
Rice	-	-	-	-	-	-	-	-
Pulses	1,189	431	167	5,898	221	2,440	*	*
Horse / Faba beans	*	34	*	644	20	-	-	-
Field Peas	*	*	*	*	*	-	-	-
Haricot beans	1,023	350	150	4,578	181	1,707	*	*
Chick peas	*	*	-	*	*	-	-	-
Lentils	56	31	*	*	*	584	23	*
Vetch / Grass peas	-	-	-	-	-	-	-	-
Soya beans	*	*	-	*	*	-	-	-
Fenugreek	22	6	*	405	4	*	*	*
Gibto	-	-	-	-	-	-	-	-
Oilseeds	59	20	*	894	14	*	*	*
Neug	-	-	-	-	-	-	-	-
Linseed	29	*	*	*	*	*	*	*
Groundnuts	*	*	*	*	*	-	-	-
Safflower	*	-	-	-	-	-	-	-
Sesame	-	-	-	-	-	-	-	-
Rapeseed	26	11	-	637	11	-	-	-
Vegetables	2,538	2,099	2,092	21,767	681	6,441	876	1,261
Lettuce	-	-	-	-	-	-	-	-
Head cabbage	*	*	*	848	*	-	-	-
Ethiopian cabbage	634	532	*	21,107	522	426	5	*
Tomatoes	*	*	-	*	*	-	-	-
Green peppers	*	*	-	*	*	-	-	-
Red peppers	1,895	1,558	2,066	3,152	150	6,014	871	1,255
Swiss chard	*	*	-	*	*	-	-	-
Root crops	174	150	*	4,966	39	884	*	*
Beetroot	*	*	*	412	*	-	-	-
Carrot	1	1	-	406	1	-	-	-
Onion	12	*	*	1,452	4	*	*	*
Potatoes	154	*	*	2,731	30	803	*	*
Garlic	*	*	*	*	*	-	-	-
Taro 'Godere'	-	-	-	-	-	-	-	-
Sweet potatoes	3	3	-	999	3	-	-	-
Other Temporary	*	*	-	748	*	-	-	-
Permanent crops	1,047	777		17,806	758			
Avocado	5	4		1,802	4			
Bananas	14	10		3,158	10			
Guava	*	*		*	*			
Lemons	*	*		*	*			
Mangoes	*	*		416	*			
Oranges	*	*		*	*			
Papayas	*	*		2,503	*			
Pineapples	-	-		-	-			
Chat	920	666		16,332	649			
Coffee	65	57		4,948	57			
Hops / 'Geshe'	-	-		-	-			
Enset	20	19		4,144	19			
Sugar cane	7	7		1,223	5			
Other permanent	*	1		657	1			

(Table 1.7.21 cont'd.)

Alaba Special Wereda[illegible]

(Table 1.7.21 Cont'd.)

Alaba Special Wereda

Crop type	IMPROVED SEED			PESTICIDE		IRRIGATION		EXTENSION PACKAGE	
	Holder	Hectare	Quintal	Holder	Hectare	Holder	Hectare	Holder	Hectare
All	3,392	936	519	18,829	6,815	*	*	3,307	1,112
Cereals	3,073	927	518	18,483	6,773	*	*	3,229	1,002
Teff	*	*	*	13,184	3,985	-	-	*	*
Barley	-	-	-	736	48	-	-	-	-
Wheat	*	*	*	11,099	2,634	-	-	*	*
Maize	2,122	486	178	*	*	-	-	2,356	545
Sorghum	-	-	-	*	*	*	*	*	*
Finger millet	-	-	-	*	*	-	-	-	-
Oats / 'Aja'	-	-	-	-	-	-	-	-	-
Rice	-	-	-	-	-	-	-	-	-
Pulses	-	-	-	-	-	-	-	*	*
Horse / Faba beans	-	-	-	-	-	-	-	-	-
Field Peas	-	-	-	-	-	-	-	-	-
Haricot beans	-	-	-	-	-	-	-	*	*
Chick peas	-	-	-	-	-	-	-	-	-
Lentils	-	-	-	-	-	-	-	-	-
Vetch / Grass peas	-	-	-	-	-	-	-	-	-
Soya beans	-	-	-	-	-	-	-	-	-
Fenugreek	-	-	-	-	-	-	-	-	-
Gibto	-	-	-	-	-	-	-	-	-
Oilseeds	*	*	*	-	-	-	-	-	-
Neug	-	-	-	-	-	-	-	-	-
Linseed	-	-	-	-	-	-	-	-	-
Groundnuts	*	*	*	-	-	-	-	-	-
Safflower	-	-	-	-	-	-	-	-	-
Sesame	-	-	-	-	-	-	-	-	-
Rapeseed	-	-	-	-	-	-	-	-	-
Vegetables	*	*	-	*	*	*	*	*	*
Lettuce	-	-	-	-	-	-	-	-	-
Head cabbage	-	-	-	-	-	*	*	-	-
Ethiopian cabbage	*	*	-	*	*	*	*	*	*
Tomatoes	-	-	-	-	-	*	*	-	-
Green peppers	-	-	-	-	-	-	-	-	-
Red peppers	-	-	-	*	*	-	-	*	*
Swiss chard	-	-	-	-	-	-	-	-	-
Root crops	-	-	-	-	-	*	*	*	*
Beetroot	-	-	-	-	-	-	-	-	-
Carrot	-	-	-	-	-	-	-	-	-
Onion	-	-	-	-	-	*	*	-	-
Potatoes	-	-	-	-	-	-	-	-	-
Garlic	-	-	-	-	-	-	-	-	-
Taro 'Godere'	-	-	-	-	-	-	-	-	-
Sweet potatoes	-	-	-	-	-	*	*	*	*
Other Temporary	-	-	-	-	-	-	-	-	-
Permanent crops				*	*	*	*	*	*
Avocado				*	*	-	-	-	-
Bananas				-	-	-	-	-	-
Guava				-	-	-	-	-	-
Lemons				-	-	-	-	-	-
Mangoes				-	-	-	-	-	-
Oranges				-	-	-	-	-	-
Papayas				-	-	-	-	-	-
Pineapples				-	-	-	-	-	-
Chat				*	*	*	*	*	*
Coffee	*	*	-	-	-	-	-	-	-
Hops / 'Geshe'				-	-	-	-	-	-
Enset				-	-	-	-	-	-
Sugar cane				-	-	-	-	*	*
Other permanent				-	-	-	-	-	-

Table1.8 Number of Holders, Inputs Applied Area and Quantity of Inputs used

Harari Region

Crop type	All Crop Area	All Fertilizers		Natural		DAP		
		Hectare	Quintal	Holder	Hectare	Holder	Hectare	Quintal
All	11,887	7,981	12,274	10,279	2,711	1,421	629	843
Cereals	6,462	4,529	6,521	7,652	1,546	1,320	379	425
Teff	*	*	-	*	*	-	-	-
Barley	*	*	*	*	*	*	*	*
Wheat	*	*	69	*	*	*	*	*
Maize	933	783	2,299	4,440	212	529	*	100
Sorghum	5,407	3,628	4,096	6,222	1,316	1,033	245	241
Finger millet	-	-	-	-	-	-	-	-
Oats / 'Aja'	*	*	*	*	*	*	*	*
Rice	-	-	-	-	-	-	-	-
Pulses	8	6	*	*	*	*	*	*
Horse / Faba beans	-	-	-	-	-	-	-	-
Field Peas	-	-	-	-	-	-	-	-
Haricot beans	7	*	*	*	*	-	-	-
Chick peas	*	*	*	-	-	*	*	*
Lentils	*	-	-	-	-	-	-	-
Vetch / Grass peas	-	-	-	-	-	-	-	-
Soya beans	-	-	-	-	-	-	-	-
Fenugreek	*	*	*	-	-	*	*	*
Gibto	-	-	-	-	-	-	-	-
Oilseeds	2,338	1,158	1,113	3,156	639	325	*	*
Neug	-	-	-	-	-	-	-	-
Linseed	-	-	-	-	-	-	-	-
Groundnuts	2,255	1,135	1,094	3,116	619	325	*	*
Safflower	-	-	-	-	-	-	-	-
Sesame	*	*	*	412	*	*	*	*
Rapeseed	-	-	-	-	-	-	-	-
Vegetables	*	*	*	130	*	-	-	-
Lettuce	-	-	-	-	-	-	-	-
Head cabbage	*	*	*	-	-	-	-	-
Ethiopian cabbage	-	-	-	-	-	-	-	-
Tomatoes	*	*	*	*	*	-	-	-
Green peppers	-	-	-	*	-	-	-	-
Red peppers	*	*	-	*	*	-	-	-
Swiss chard	-	-	-	-	-	-	-	-
Root crops	154	106	162	1,108	23	*	*	*
Beetroot	*	*	-	*	*	-	-	-
Carrot	*	*	-	*	*	-	-	-
Onion	*	-	-	-	-	-	-	-
Potatoes	*	*	*	*	*	*	*	*
Garlic	-	-	-	-	-	-	-	-
Taro 'Godere'	*	-	-	-	-	-	-	-
Sweet potatoes	91	44	74	1,069	23	-	-	-
Other Temporary	4	*	-	181	*	-	-	-
Permanent crops	2,921	2,179		8,048	500			
Avocado	*	*		*	*			
Bananas	8	3		1,236	2			
Guava	26	*		390	*			
Lemons	2	*		312	*			
Mangoes	105	35		1,487	21			
Oranges	*	*		*	*			
Papayas	17	9		1,674	5			
Pineapples	-	-		-	-			
Chat	2,662	2,082		5,213	440			
Coffee	49	33		823	*			
Hops / 'Geshe'	*	*		*	*			
Enset	*	-		-	-			
Sugar cane	*	*		*	*			
Other permanent	20	3		1,222	3			

(Table 1.8 cont'd.)

Harari Region

Crop type	UREA			UREA + DAP			INDIGENOUS SEED		
	Holder	Hectare	Quintal	Holder	Hectare	Quintal	Holder	Hectare	Quintal
All	6,466	3,292	6,604	2,588	1,348	4,827	16,021	11,730	4,498
Cereals	6,306	1,849	3,499	2,530	756	2,597	15,646	6,321	2,830
Teff	-	-	-	-	-	-	*	*	*
Barley	*	*	*	-	-	-	*	*	*
Wheat	137	*	*	*	*	*	861	*	72
Maize	4,686	387	1,273	1,763	139	926	9,966	837	651
Sorghum	5,618	1,453	2,204	2,236	613	1,651	14,758	5,363	2,025
Finger millet	-	-	-	-	-	-	-	-	-
Oats / 'Aja'	-	-	-	-	-	-	*	*	*
Rice	-	-	-	-	-	-	-	-	-
Pulses	*	*	*	*	*	*	290	7	3
Horse / Faba beans	-	-	-	-	-	-	-	-	-
Field Peas	-	-	-	-	-	-	-	-	-
Haricot beans	*	*	*	*	*	*	220	7	*
Chick peas	-	-	-	-	-	-	-	-	-
Lentils	-	-	-	-	-	-	*	*	*
Vetch / Grass peas	-	-	-	-	-	-	-	-	-
Soya beans	-	-	-	-	-	-	-	-	-
Fenugreek	-	-	-	-	-	-	*	*	*
Gibto	-	-	-	-	-	-	-	-	-
Oilseeds	2,268	363	652	832	99	396	9,212	2,333	1,665
Neug	-	-	-	-	-	-	-	-	-
Linseed	-	-	-	-	-	-	-	-	-
Groundnuts	2,268	362	650	832	99	396	9,176	2,250	1,654
Safflower	-	-	-	-	-	-	-	-	-
Sesame	*	*	*	-	-	-	1,382	*	*
Rapeseed	-	-	-	-	-	-	-	-	-
Vegetables	*	*	*	*	*	*	153	1	-
Lettuce	-	-	-	-	-	-	-	-	-
Head cabbage	-	-	-	*	*	*	-	-	-
Ethiopian cabbage	-	-	-	-	-	-	-	-	-
Tomatoes	*	*	*	-	-	-	*	*	-
Green peppers	-	-	-	-	-	-	*	-	-
Red peppers	-	-	-	-	-	-	*	*	-
Swiss chard	-	-	-	-	-	-	-	-	-
Root crops	449	16	49	259	7	*	3,409	154	-
Beetroot	-	-	-	-	-	-	*	*	-
Carrot	-	-	-	-	-	-	*	*	-
Onion	-	-	-	-	-	-	*	*	-
Potatoes	*	*	*	*	*	*	*	*	-
Garlic	-	-	-	-	-	-	-	-	-
Taro 'Godere'	-	-	-	-	-	-	*	*	-
Sweet potatoes	398	15	46	236	6	*	2,644	91	-
Other Temporary	-	-	-	-	-	-	325	3	-
Permanent crops							14,600	2,911	
Avocado							214	*	
Bananas							1,858	8	
Guava							3,224	26	
Lemons							598	2	
Mangoes							5,747	105	
Oranges							170	*	
Papayas							2,857	15	
Pineapples							-	-	
Chat							13,016	2,658	
Coffee							1,707	48	
Hops / 'Geshe'							*	*	
Enset							*	*	
Sugar cane							*	*	
Other permanent							4,206	20	

(Table 1.8 Cont'd.)

Harari Region

Crop type	IMPROVED SEED			PESTICIDE		IRRIGATION		EXTENSION PACKAGE	
	Holder	Hectare	Quintal	Holder	Hectare	Holder	Hectare	Holder	Hectare
All	1,301	140	50	3,513	878	2,607	469	4,224	1,593
Cereals	942	135	50	1,160	195	1,628	182	3,897	990
Teff	-	-	-	-	-	-	-	-	-
Barley	-	-	-	-	-	-	-	-	-
Wheat	-	-	-	-	-	-	-	*	*
Maize	914	96	26	912	54	911	64	3,222	268
Sorghum	*	*	*	1,093	140	998	117	3,227	720
Finger millet	-	-	-	-	-	-	-	-	-
Oats / 'Aja'	-	-	-	-	-	-	-	*	*
Rice	-	-	-	-	-	-	-	-	-
Pulses	*	*	*	-	-	*	*	*	*
Horse / Faba beans	-	-	-	-	-	-	-	-	-
Field Peas	-	-	-	-	-	-	-	-	-
Haricot beans	-	-	-	-	-	*	*	*	*
Chick peas	*	*	*	-	-	-	-	*	*
Lentils	-	-	-	-	-	-	-	-	-
Vetch / Grass peas	-	-	-	-	-	-	-	-	-
Soya beans	-	-	-	-	-	-	-	-	-
Fenugreek	-	-	-	-	-	-	-	-	-
Gibto	-	-	-	-	-	-	-	-	-
Oilseeds	-	-	-	*	*	423	*	532	43
Neug	-	-	-	-	-	-	-	-	-
Linseed	-	-	-	-	-	-	-	-	-
Groundnuts	-	-	-	*	*	423	*	532	43
Safflower	-	-	-	-	-	-	-	-	-
Sesame	-	-	-	-	-	-	-	-	-
Rapeseed	-	-	-	-	-	-	-	-	-
Vegetables	*	*	-	*	*	*	*	*	*
Lettuce	-	-	-	-	-	-	-	-	-
Head cabbage	*	*	-	*	*	*	*	*	*
Ethiopian cabbage	-	-	-	-	-	-	-	-	-
Tomatoes	-	-	-	-	-	-	-	-	-
Green peppers	-	-	-	-	-	*	-	-	-
Red peppers	-	-	-	-	-	-	-	-	-
Swiss chard	-	-	-	-	-	-	-	-	-
Root crops	-	-	-	*	*	502	22	*	*
Beetroot	-	-	-	-	-	*	*	-	-
Carrot	-	-	-	-	-	*	*	-	-
Onion	-	-	-	-	-	-	-	-	-
Potatoes	-	-	-	-	-	*	*	*	*
Garlic	-	-	-	-	-	-	-	-	-
Taro 'Godere'	-	-	-	-	-	-	-	-	-
Sweet potatoes	-	-	-	*	*	438	*	*	*
Other Temporary	-	-	-	-	-	*	*	-	-
Permanent crops				3,384	669	2,402	235	3,380	495
Avocado				-	-	-	-	-	-
Bananas				*	*	147	*	*	*
Guava				-	-	144	*	*	*
Lemons				-	-	*	*	-	-
Mangoes				-	-	*	*	*	*
Oranges				*	*	*	*	-	-
Papayas				-	-	*	*	*	*
Pineapples				-	-	-	-	-	-
Chat				3,319	668	1,567	184	3,271	486
Coffee	*	*	-	*	*	*	*	*	*
Hops / 'Geshe'				-	-	-	-	-	-
Enset				-	-	-	-	-	-
Sugar cane				-	-	*	*	-	-
Other permanent				-	-	*	*	*	*

Table1.9 Number of Holders, Inputs Applied Area and Quantity of Inputs used

Addis Abeba

Crop type	All Crop Area	All Fertilizers		Natural		DAP		
		Hectare	Quintal	Holder	Hectare	Holder	Hectare	Quintal
All	10,203	7,577	18,011	2,085	120	441	254	*
Cereals	7,375	7,206	17,754	339	49	136	*	*
Teff	3,305	3,298	8,630	*	*	-	-	-
Barley	239	168	187	*	*	75	*	*
Wheat	3,788	3,728	8,917	99	31	117	63	*
Maize	12	4	3	221	3	-	-	-
Sorghum	*	*	-	*	*	-	-	-
Finger millet	*	*	*	-	-	-	-	-
Oats / 'Aja'	*	*	*	-	-	-	-	-
Rice	-	-	-	-	-	-	-	-
Pulses	2,709	310	160	386	59	301	101	31
Horse / Faba beans	278	49	*	334	35	*	*	*
Field Peas	93	12	-	120	12	-	-	-
Haricot beans	*	-	-	-	-	-	-	-
Chick peas	1,027	124	66	*	*	172	57	18
Lentils	432	80	48	*	*	79	16	*
Vetch / Grass peas	809	36	*	-	-	85	26	2
Soya beans	-	-	-	-	-	-	-	-
Fenugreek	60	*	*	-	-	*	*	*
Gibto	-	-	-	-	-	-	-	-
Oilseeds	11	1	*	75	*	-	-	-
Neug	-	-	-	-	-	-	-	-
Linseed	9	-	-	-	-	-	-	-
Groundnuts	-	-	-	-	-	-	-	-
Safflower	*	-	-	-	-	-	-	-
Sesame	-	-	-	-	-	-	-	-
Rapeseed	1	1	*	75	*	-	-	-
Vegetables	17	7	*	896	3	*	*	*
Lettuce	*	*	*	*	*	-	-	-
Head cabbage	*	*	*	*	*	-	-	-
Ethiopian cabbage	9	5	9	822	3	*	*	*
Tomatoes	*	-	-	-	-	-	-	-
Green peppers	*	*	-	97	*	-	-	-
Red peppers	-	-	-	-	-	-	-	-
Swiss chard	2	*	*	44	*	-	-	-
Root crops	83	48	79	1,309	4	*	*	*
Beetroot	*	*	*	*	*	-	-	-
Carrot	58	39	62	80	*	-	-	-
Onion	1	*	-	65	*	-	-	-
Potatoes	*	*	-	*	*	-	-	-
Garlic	8	4	*	1,186	3	*	*	*
Taro 'Godere'	-	-	-	*	-	-	-	-
Sweet potatoes	*	*	-	*	*	-	-	-
Other Temporary	*	*	*	99	*	-	-	-
Permanent crops	9	4		347	4			
Avocado	*	-	-	-	-	-	-	-
Bananas	*	*	*	*	*	-	-	-
Guava	-	-	-	-	-	-	-	-
Lemons	-	-	-	-	-	-	-	-
Mangoes	-	-	-	-	-	-	-	-
Oranges	-	-	-	-	-	-	-	-
Papayas	*	*	*	*	*	-	-	-
Pineapples	-	-	-	-	-	-	-	-
Chat	*	-	-	-	-	-	-	-
Coffee	*	*	*	*	*	-	-	-
Hops / 'Geshe'	7	4		283	4			
Enset	*	*		*	*			
Sugar cane	*	*		*	*			
Other permanent	*	*		*	*			

(Table 1.9 cont'd.)

Addis Abeba

[illegible]

(Table 1.9 Cont'd.)

Addis Abeba

[illegible]

Table1.10 Number of Holders, Inputs Applied Area and Quantity of Inputs used

Dire Dawa

Crop type	All Crop Area	All Fertilizers		Natural		DAP		
		Hectare	Quintal	Holder	Hectare	Holder	Hectare	Quintal
All	9,108	2,973	*	8,999	2,903	*	*	*
Cereals	7,423	2,212	*	8,184	2,167	*	*	*
Teff	-	-	-	-	-	-	-	-
Barley	*	-	-	-	-	-	-	-
Wheat	-	-	-	-	-	-	-	-
Maize	106	53	*	1,438	47	*	*	*
Sorghum	7,295	2,159	*	7,773	2,120	*	*	*
Finger millet	-	-	-	-	-	-	-	-
Oats / 'Aja'	-	-	-	-	-	-	-	-
Rice	-	-	-	-	-	-	-	-
Pulses	350	154	*	2,089	151	*	*	*
Horse / Faba beans	*	-	-	-	-	-	-	-
Field Peas	-	-	-	-	-	-	-	-
Haricot beans	345	154	*	2,089	151	*	*	*
Chick peas	-	-	-	-	-	-	-	-
Lentils	*	-	-	-	-	-	-	-
Vetch / Grass peas	-	-	-	-	-	-	-	-
Soya beans	-	-	-	-	-	-	-	-
Fenugreek	*	-	-	-	-	-	-	-
Gibto	-	-	-	-	-	-	-	-
Oilseeds	116	28	-	638	28	-	-	-
Neug	-	-	-	-	-	-	-	-
Linseed	-	-	-	-	-	-	-	-
Groundnuts	*	16	-	456	16	-	-	-
Safflower	-	-	-	-	-	-	-	-
Sesame	42	*	-	219	*	-	-	-
Rapeseed	-	-	-	-	-	-	-	-
Vegetables	*	*	*	1,155	41	-	-	-
Lettuce	-	-	-	-	-	-	-	-
Head cabbage	-	-	-	-	-	-	-	-
Ethiopian cabbage	-	-	-	-	-	-	-	-
Tomatoes	*	*	*	934	37	-	-	-
Green peppers	*	*	-	288	*	-	-	-
Red peppers	-	-	-	-	-	-	-	-
Swiss chard	-	-	-	-	-	-	-	-
Root crops	103	59	*	1,337	56	*	*	*
Beetroot	-	-	-	-	-	-	-	-
Carrot	-	-	-	-	-	-	-	-
Onion	*	*	-	*	*	-	-	-
Potatoes	*	*	*	*	*	*	*	*
Garlic	-	-	-	-	-	-	-	-
Taro 'Godere'	-	-	-	-	-	-	-	-
Sweet potatoes	52	27	*	712	26	*	*	*
Other Temporary	*	-	-	-	-	-	-	-
Permanent crops	1,060	472	-	6,114	459	-	-	-
Avocado	*	*	-	*	*	-	-	-
Bananas	*	*	-	*	*	-	-	-
Guava	4	1	-	559	1	-	-	-
Lemons	*	*	-	250	*	-	-	-
Mangoes	11	2	-	386	2	-	-	-
Oranges	*	*	-	*	*	-	-	-
Papayas	31	14	-	1,453	13	-	-	-
Pineapples	-	-	-	-	-	-	-	-
Chat	835	379	-	4,661	367	-	-	-
Coffee	95	40	-	1,255	40	-	-	-
Hops / 'Geshe'	-	-	-	-	-	-	-	-
Enset	-	-	-	-	-	-	-	-
Sugar cane	*	-	-	-	-	-	-	-
Other permanent	74	29	-	1,069	29	-	-	-

(Table 1.10 cont'd.)

Dire Dawa

Crop type	UREA			UREA + DAP			INDIGENOUS SEED		
	Holder	Hectare	Quintal	Holder	Hectare	Quintal	Holder	Hectare	Quintal
All	148	*	*	*	*	*	17,044	8,959	1,582
Cereals	*	*	*	*	*	*	16,547	7,302	1,512
Teff	-	-	-	-	-	-	-	-	-
Barley	-	-	-	-	-	-	*	*	*
Wheat	-	-	-	-	-	-	-	-	-
Maize	-	-	-	*	*	*	2,745	89	45
Sorghum	*	*	*	*	*	*	16,476	7,192	1,457
Finger millet	-	-	-	-	-	-	-	-	-
Oats / 'Aja'	-	-	-	-	-	-	-	-	-
Rice	-	-	-	-	-	-	-	-	-
Pulses	*	*	*	*	*	*	4,980	343	41
Horse / Faba beans	-	-	-	-	-	-	*	*	*
Field Peas	-	-	-	-	-	-	-	-	-
Haricot beans	*	*	*	*	*	*	4,785	338	39
Chick peas	-	-	-	-	-	-	-	-	-
Lentils	-	-	-	-	-	-	*	*	*
Vetch / Grass peas	-	-	-	-	-	-	-	-	-
Soya beans	-	-	-	-	-	-	-	-	-
Fenugreek	-	-	-	-	-	-	*	*	*
Gibto	-	-	-	-	-	-	-	-	-
Oilseeds	-	-	-	-	-	-	2,090	116	*
Neug	-	-	-	-	-	-	-	-	-
Linseed	-	-	-	-	-	-	-	-	-
Groundnuts	-	-	-	-	-	-	1,235	*	*
Safflower	-	-	-	-	-	-	-	-	-
Sesame	-	-	-	-	-	-	1,045	42	1
Rapeseed	-	-	-	-	-	-	-	-	-
Vegetables	*	*	*	*	*	*	1,461	*	-
Lettuce	-	-	-	-	-	-	-	-	-
Head cabbage	-	-	-	-	-	-	-	-	-
Ethiopian cabbage	-	-	-	-	-	-	-	-	-
Tomatoes	*	*	*	*	*	*	1,234	*	-
Green peppers	-	-	-	-	-	-	294	*	-
Red peppers	-	-	-	-	-	-	-	-	-
Swiss chard	-	-	-	-	-	-	-	-	-
Root crops	*	*	*	-	-	-	2,667	101	-
Beetroot	-	-	-	-	-	-	-	-	-
Carrot	-	-	-	-	-	-	-	-	-
Onion	-	-	-	-	-	-	*	*	-
Potatoes	*	*	*	-	-	-	*	*	-
Garlic	-	-	-	-	-	-	-	-	-
Taro 'Godere'	-	-	-	-	-	-	-	-	-
Sweet potatoes	-	-	-	-	-	-	1,925	52	-
Other Temporary	-	-	-	-	-	-	-	-	-
Permanent crops							12,944	1,044	
Avocado							*	*	
Bananas							604	*	
Guava							1,493	4	
Lemons							648	*	
Mangoes							1,198	11	
Oranges							289	*	
Papayas							3,069	29	
Pineapples							-	-	
Chat							10,812	824	
Coffee							3,140	92	
Hops / 'Geshe'							-	-	
Enset							-	-	
Sugar cane							*	*	
Other permanent							3,454	74	

(Table 1.10 Cont'd.)

Dire Dawa

Crop type	IMPROVED SEED			PESTICIDE		IRRIGATION		EXTENSION PACKAGE	
	Holder	Hectare	Quintal	Holder	Hectare	Holder	Hectare	Holder	Hectare
All	1,489	123	*	348	*	5,919	750	*	*
Cereals	1,022	112	*	*	*	4,886	385	*	*
Teff	-	-	-	-	-	-	-	-	-
Barley	-	-	-	-	-	-	-	-	-
Wheat	-	-	-	-	-	-	-	-	-
Maize	433	*	*	-	-	1,462	51	-	-
Sorghum	*	95	*	*	*	4,119	334	*	*
Finger millet	-	-	-	-	-	-	-	-	-
Oats / 'Aja'	-	-	-	-	-	-	-	-	-
Rice	-	-	-	-	-	-	-	-	-
Pulses	*	*	-	*	*	*	*	-	-
Horse / Faba beans	-	-	-	-	-	-	-	-	-
Field Peas	-	-	-	-	-	-	-	-	-
Haricot beans	*	*	-	*	*	*	*	-	-
Chick peas	-	-	-	-	-	-	-	-	-
Lentils	-	-	-	-	-	-	-	-	-
Vetch / Grass peas	-	-	-	-	-	-	-	-	-
Soya beans	-	-	-	-	-	-	-	-	-
Fenugreek	-	-	-	-	-	-	-	-	-
Gibto	-	-	-	-	-	-	-	-	-
Oilseeds	-	-	-	-	-	-	-	-	-
Neug	-	-	-	-	-	-	-	-	-
Linseed	-	-	-	-	-	-	-	-	-
Groundnuts	-	-	-	-	-	-	-	-	-
Safflower	-	-	-	-	-	-	-	-	-
Sesame	-	-	-	-	-	-	-	-	-
Rapeseed	-	-	-	-	-	-	-	-	-
Vegetables	*	*	-	*	*	800	*	-	-
Lettuce	-	-	-	-	-	-	-	-	-
Head cabbage	-	-	-	-	-	-	-	-	-
Ethiopian cabbage	-	-	-	-	-	-	-	-	-
Tomatoes	*	*	-	*	*	654	*	-	-
Green peppers	*	*	-	-	-	*	*	-	-
Red peppers	-	-	-	-	-	-	-	-	-
Swiss chard	-	-	-	-	-	-	-	-	-
Root crops	*	*	-	-	-	508	*	-	-
Beetroot	-	-	-	-	-	-	-	-	-
Carrot	-	-	-	-	-	-	-	-	-
Onion	*	*	-	-	-	*	*	-	-
Potatoes	-	-	-	-	-	*	*	-	-
Garlic	-	-	-	-	-	-	-	-	-
Taro 'Godere'	-	-	-	-	-	-	-	-	-
Sweet potatoes	-	-	-	-	-	408	*	-	-
Other Temporary	-	-	-	-	-	-	-	-	-
Permanent crops				*	*	5,422	312	*	*
Avocado	-	-	-	-	-	-	-	-	-
Bananas	-	-	-	-	-	409	*	-	-
Guava	-	-	-	*	*	830	2	-	-
Lemons	-	-	-	-	-	409	*	-	-
Mangoes	-	-	-	-	-	324	*	-	-
Oranges	-	-	-	-	-	*	*	-	-
Papayas	-	-	-	*	*	2,071	19	-	-
Pineapples	-	-	-	-	-	-	-	-	-
Chat	-	-	-	*	*	3,423	181	-	-
Coffee	*	*	-	-	-	2,513	70	-	-
Hops / 'Gesho'	-	-	-	-	-	-	-	-	-
Enset	-	-	-	-	-	-	-	-	-
Sugar cane	-	-	-	-	-	*	*	-	-
Other permanent	-	-	-	-	-	1,566	*	*	*

Table 2.Number of Holders Applying Inputs by Educational Status

Ethiopia					
Educational Status of Holders	Holders	Fertilizer	Improved seed	Pesticide	Irrigation
Illiterate	7,554,240	2,912,420	821,642	1,476,790	548,673
Literate (informal)	1,027,316	516,616	150,746	224,248	122,481
Grades 1 – 3	1,185,584	557,091	202,987	320,453	77,064
Grades 4 – 6	1,158,102	591,882	236,556	333,161	75,641
Grades 7 – 8	387,571	241,592	94,622	123,893	23,942
Grades 9 – 11	167,708	113,090	45,707	63,152	12,193
Grade 12 complete	54,990	36,675	15,650	21,140	2,807
Above grade 12	24,001	15,375	6,687	6,628	2,294
Total	11,559,512	4,984,740	1,574,597	2,569,465	865,094

Fig.3 Number of Holders Applying Inputs by Educational status

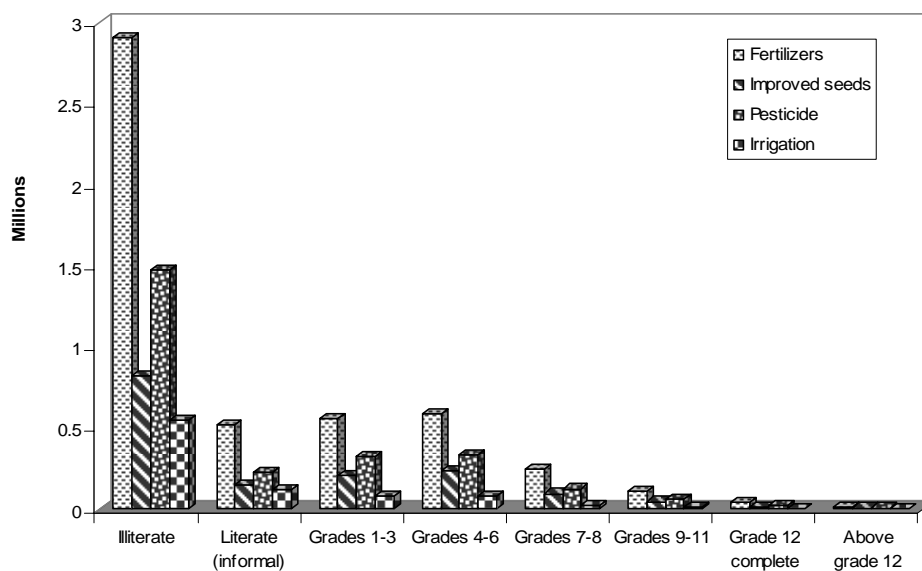


Table 2.1 Number of Holders Applying Inputs by Educational Status

Tigray Region					
Educational Status of Holders	Holders	Fertilizer	Improved seed	Pesticide	Irrigation
Illiterate	471,263	175,576	45,723	36,537	83,823
Literate (informal)	119,901	60,351	12,241	11,917	21,137
Grades 1 – 3	72,576	36,921	8,617	10,138	10,315
Grades 4 – 6	46,529	23,541	9,075	6,189	8,878
Grades 7 – 8	10,068	5,325	1,837	1,496	*
Grades 9 – 11	3,973	1,640	491	*	*
Grade 12 complete	987	*	*	-	*
Above grade 12	*	*	*	-	-
Total	725,586	304,082	78,460	66,840	125,267

Table 2.1.1 Number of Holders Applying Inputs by Educational Status

North West Tigray					
Educational Status of Holders	Holders	Fertilizer	Improved seed	Pesticide	Irrigation
Illiterate	81,358	44,653	3,439	8,381	6,782
Literate (informal)	25,047	15,160	1,426	2,016	3,940
Grades 1 – 3	14,548	9,875	*	1,726	*
Grades 4 – 6	6,380	4,366	*	*	835
Grades 7 – 8	1,159	*	*	*	-
Grades 9 – 11	*	*	-	-	-
Grade 12 complete	-	-	-	-	-
Above grade 12	*	*	*	-	-
Total	129,365	75,458	6,207	13,869	12,434

Table 2.1.2 Number of Holders Applying Inputs by Educational Status

Central Tigray					
Educational Status of Holders	Holders	Fertilizer	Improved seed	Pesticide	Irrigation
Illiterate	133,490	63,612	8,739	17,588	17,603
Literate (informal)	34,748	18,574	1,999	5,175	3,474
Grades 1 – 3	25,052	15,515	1,321	4,917	2,021
Grades 4 – 6	13,602	8,947	*	2,185	*
Grades 7 – 8	3,301	2,309	-	1,204	-
Grades 9 – 11	1,216	*	-	*	-
Grade 12 complete	*	*	-	-	*
Above grade 12	-	-	-	-	-
Total	211,975	110,041	13,478	31,595	24,752

Table 2.1.3 Number of Holders Applying Inputs by Educational Status

East Tigray					
Educational Status of Holders	Holders	Fertilizer	Improved seed	Pesticide	Irrigation
Illiterate	71,102	23,366	9,399	2,722	13,277
Literate (informal)	18,329	10,627	3,691	1,242	4,983
Grades 1 – 3	13,450	5,344	2,881	1,024	3,626
Grades 4 – 6	8,249	3,617	2,565	*	1,934
Grades 7 – 8	2,095	1,349	*	-	*
Grades 9 – 11	*	*	-	-	*
Grade 12 complete	*	-	*	-	-
Above grade 12	-	-	-	-	-
Total	114,216	44,538	19,217	5,407	24,274

Table 2.1.4 Number of Holders Applying Inputs by Educational Status

South Tigray					
Educational Status of Holders	Holders	Fertilizer	Improved seed	Pesticide	Irrigation
Illiterate	144,622	34,414	20,578	4,384	43,519
Literate (informal)	29,173	12,268	4,542	*	7,814
Grades 1 – 3	10,541	4,582	2,366	*	3,542
Grades 4 – 6	13,662	6,165	3,761	1,441	4,460
Grades 7 – 8	2,588	*	*	-	*
Grades 9 – 11	*	*	*	-	-
Grade 12 complete	*	*	-	-	-
Above grade 12	-	-	-	-	-
Total	201,440	58,525	32,690	8,890	59,557

Table 2.1.5 Number of Holders Applying Inputs by Educational Status

Western Tigray					
Educational Status of Holders	Holders	Fertilizer	Improved seed	Pesticide	Irrigation
Illiterate	40,692	9,531	3,568	3,462	2,643
Literate (informal)	12,604	3,722	583	2,086	926
Grades 1 – 3	8,985	1,606	1,579	805	248
Grades 4 – 6	4,635	446	722	600	270
Grades 7 – 8	924	215	116	*	163
Grades 9 – 11	706	-	300	*	-
Grade 12 complete	*	-	-	-	-
Above grade 12	*	-	-	-	-
Total	68,589	15,520	6,868	7,079	4,251

Table 2.2 Number of Holders Applying Inputs by Educational Status

Afar Region					
Educational Status of Holders	Holders	Fertilizer	Improved seed	Pesticide	Irrigation
Illiterate	14,557	2,239	494	699	10,226
Literate (informal)	2,623	*	*	*	2,365
Grades 1 – 3	359	-	*	*	250
Grades 4 – 6	441	*	*	*	367
Grades 7 – 8	*	-	-	-	*
Grades 9 – 11	-	-	-	-	-
Grade 12 complete	*	-	-	*	*
Above grade 12	-	-	-	-	-
Total	18,177	2,425	654	881	13,405

Table 2.2.1 Number of Holders Applying Inputs by Educational Status

Zone 1					
Educational Status of Holders	Holders	Fertilizer	Improved seed	Pesticide	Irrigation
Illiterate	8,341	-	430	-	8,341
Literate (informal)	*	-	-	*	*
Grades 1 – 3	250	-	*	-	250
Grades 4 – 6	*	-	*	-	*
Grades 7 – 8	*	-	-	-	*
Grades 9 – 11	-	-	-	-	-
Grade 12 complete	*	-	-	-	*
Above grade 12	-	-	-	-	-
Total	11,229	-	489	*	11,229

Table 2.2.2 Number of Holders Applying Inputs by Educational Status

Zone 3

Educational Status of Holders	Holders	Fertilizer	Improved seed	Pesticide	Irrigation
Illiterate	6,215	2,239	*	699	1,885
Literate (informal)	308	*	*	*	*
Grades 1 – 3	*	-	-	*	-
Grades 4 – 6	198	*	*	*	*
Grades 7 – 8	*	-	-	-	*
Grades 9 – 11	-	-	-	-	-
Grade 12 complete	*	-	-	*	*
Above grade 12	-	-	-	-	-
Total	6,948	2,425	*	836	2,177

Table 2.3 Number of Holders Applying Inputs by Educational Status

Amhara Region

Educational Status of Holders	Holders	Fertilizer	Improved seed	Pesticide	Irrigation
Illiterate	2,295,429	864,688	222,043	224,894	230,853
Literate (informal)	513,781	267,541	77,729	71,503	67,605
Grades 1 – 3	152,917	69,490	23,903	23,563	17,745
Grades 4 – 6	148,972	72,721	30,427	20,241	20,202
Grades 7 – 8	37,038	22,140	7,652	5,926	5,154
Grades 9 – 11	15,380	10,004	2,631	*	3,552
Grade 12 complete	3,752	3,298	*	*	*
Above grade 12	2,634	*	*	*	*
Total	3,169,903	1,311,835	366,173	349,869	346,660

Table 2.3.1 Number of Holders Applying Inputs by Educational Status

North Gondar

Educational Status of Holders	Holders	Fertilizer	Improved seed	Pesticide	Irrigation
Illiterate	351,719	110,456	28,560	27,459	17,502
Literate (informal)	73,703	32,558	9,008	9,357	*
Grades 1 – 3	23,333	9,406	3,852	4,351	-
Grades 4 – 6	15,183	4,977	3,150	2,423	*
Grades 7 – 8	1,898	*	-	-	-
Grades 9 – 11	*	-	-	-	-
Grade 12 complete	*	*	-	*	-
Above grade 12	-	-	-	-	-
Total	466,307	158,224	44,570	43,992	22,634

Table 2.3.2 Number of Holders Applying Inputs by Educational Status

South Gondar

Educational Status of Holders	Holders	Fertilizer	Improved seed	Pesticide	Irrigation
Illiterate	291,589	103,286	10,517	45,003	20,633
Literate (informal)	72,243	29,516	4,263	11,902	9,159
Grades 1 – 3	17,622	7,407	1,772	5,080	1,783
Grades 4 – 6	10,515	5,110	*	2,798	*
Grades 7 – 8	2,928	1,798	*	*	-
Grades 9 – 11	*	-	-	-	*
Grade 12 complete	-	-	-	-	-
Above grade 12	*	*	-	*	-
Total	397,200	147,552	19,096	66,104	33,415

Table 2.3.3 Number of Holders Applying Inputs by Educational Status

North Wolo					
Educational Status of Holders	Holders	Fertilizer	Improved seed	Pesticide	Irrigation
Illiterate	233,326	23,666	*	*	27,231
Literate (informal)	49,673	7,962	*	*	7,789
Grades 1 – 3	13,943	*	*	*	1,945
Grades 4 – 6	13,974	2,514	*	*	3,773
Grades 7 – 8	1,281	*	*	-	*
Grades 9 – 11	*	-	-	*	-
Grade 12 complete	-	-	-	-	-
Above grade 12	-	-	-	-	-
Total	313,289	38,250	5,827	*	41,073

Table 2.3.4 Number of Holders Applying Inputs by Educational Status

South Wolo					
Educational Status of Holders	Holders	Fertilizer	Improved seed	Pesticide	Irrigation
Illiterate	349,965	69,792	9,702	7,159	28,986
Literate (informal)	65,145	17,789	2,144	*	*
Grades 1 – 3	33,076	8,227	*	*	*
Grades 4 – 6	36,691	14,813	*	*	*
Grades 7 – 8	12,678	7,181	*	*	*
Grades 9 – 11	2,602	*	-	*	*
Grade 12 complete	*	*	-	-	-
Above grade 12	*	*	-	-	-
Total	501,370	120,533	18,361	12,110	43,949

Table 2.3.5 Number of Holders Applying Inputs by Educational Status

North Shewa					
Educational Status of Holders	Holders	Fertilizer	Improved seed	Pesticide	Irrigation
Illiterate	257,245	100,992	3,513	28,560	41,953
Literate (informal)	55,324	28,167	*	11,767	12,302
Grades 1 – 3	17,937	6,011	-	2,552	*
Grades 4 – 6	26,337	9,682	*	*	3,427
Grades 7 – 8	8,341	4,141	-	*	*
Grades 9 – 11	*	*	-	*	*
Grade 12 complete	*	*	*	*	*
Above grade 12	-	-	-	-	-
Total	370,874	153,789	6,007	46,677	61,924

Table 2.3.6 Number of Holders Applying Inputs by Educational Status

East Gojjam					
Educational Status of Holders	Holders	Fertilizer	Improved seed	Pesticide	Irrigation
Illiterate	271,697	161,044	20,242	44,382	19,912
Literate (informal)	89,721	70,376	12,525	20,416	8,689
Grades 1 – 3	12,885	11,299	*	2,070	*
Grades 4 – 6	18,596	15,379	3,712	5,606	*
Grades 7 – 8	4,033	3,680	1,636	1,651	*
Grades 9 – 11	2,493	*	*	*	-
Grade 12 complete	*	*	-	-	-
Above grade 12	-	-	-	-	-
Total	399,837	263,428	40,172	74,592	31,742

Table 2.3.7 Number of Holders Applying Inputs by Educational Status

West Gojjam

Educational Status of Holders	Holders	Fertilizer	Improved seed	Pesticide	Irrigation
Illiterate	282,319	213,634	87,300	29,482	30,546
Literate (informal)	74,199	64,325	35,331	12,014	9,983
Grades 1 – 3	19,186	14,526	8,780	4,181	3,590
Grades 4 – 6	17,960	15,216	11,040	4,979	*
Grades 7 – 8	2,917	2,917	2,917	*	*
Grades 9 – 11	1,616	1,616	*	-	-
Grade 12 complete	*	*	*	-	*
Above grade 12	*	*	*	-	*
Total	399,440	313,476	147,450	51,519	49,605

Table 2.3.8 Number of Holders Applying Inputs by Educational Status

Waghamera

Educational Status of Holders	Holders	Fertilizer	Improved seed	Pesticide	Irrigation
Illiterate	64,628	*	3,422	*	3,961
Literate (informal)	8,030	*	*	*	*
Grades 1 – 3	3,305	*	*	*	1,194
Grades 4 – 6	1,549	*	*	*	*
Grades 7 – 8	*	*	*	-	*
Grades 9 – 11	-	-	-	-	-
Grade 12 complete	-	-	-	-	-
Above grade 12	-	-	-	-	-
Total	77,637	1,862	5,114	*	6,462

Table 2.3.9 Number of Holders Applying Inputs by Educational Status

Awı

Educational Status of Holders	Holders	Fertilizer	Improved seed	Pesticide	Irrigation
Illiterate	125,276	80,675	53,443	19,340	33,613
Literate (informal)	20,157	16,537	11,972	1,830	7,245
Grades 1 – 3	10,295	8,694	6,343	2,876	3,196
Grades 4 – 6	6,636	4,725	2,692	*	2,231
Grades 7 – 8	2,682	1,561	*	*	1,098
Grades 9 – 11	1,736	1,736	*	-	*
Grade 12 complete	*	*	*	-	*
Above grade 12	*	-	-	-	-
Total	167,681	114,573	76,615	25,406	48,589

Table 2.3.10 Number of Holders Applying Inputs by Educational Status

Oromia Zone

Educational Status of Holders	Holders	Fertilizer	Improved seed	Pesticide	Irrigation
Illiterate	67,665	*	2,205	7,215	6,514
Literate (informal)	5,585	-	*	*	*
Grades 1 – 3	1,334	-	*	*	*
Grades 4 – 6	1,531	-	*	*	*
Grades 7 – 8	*	-	-	-	-
Grades 9 – 11	-	-	-	-	-
Grade 12 complete	-	-	-	-	-
Above grade 12	-	-	-	-	-
Total	76,268	*	2,963	8,237	7,269

Table 2.4 Number of Holders Applying Inputs by Educational Status

Oromia Region					
Educational Status of Holders	Holders	Fertilizer	Improved seed	Pesticide	Irrigation
Illiterate	2,971,690	1,342,353	386,549	945,895	171,299
Literate (informal)	302,681	150,441	43,480	121,281	27,667
Grades 1 – 3	608,511	316,350	119,468	225,716	35,464
Grades 4 – 6	576,230	335,889	123,514	234,246	31,802
Grades 7 – 8	197,746	140,089	51,313	84,731	11,118
Grades 9 – 11	96,686	72,028	30,817	46,353	5,915
Grade 12 complete	25,164	17,073	5,481	13,552	*
Above grade 12	14,329	9,974	4,539	5,097	*
Total	4,793,038	2,384,198	765,162	1,676,871	285,617

Table 2.4.1 Number of Holders Applying Inputs by Educational Status

West Welega					
Educational Status of Holders	Holders	Fertilizer	Improved seed	Pesticide	Irrigation
Illiterate	202,190	67,980	56,028	33,180	7,025
Literate (informal)	19,221	4,584	3,781	5,657	1,900
Grades 1 – 3	80,582	35,113	27,050	11,649	4,953
Grades 4 – 6	54,111	26,067	21,624	10,069	831
Grades 7 – 8	27,633	17,988	13,270	7,372	1,208
Grades 9 – 11	11,569	8,307	5,944	3,656	-
Grade 12 complete	2,506	834	821	394	-
Above grade 12	2,786	2,786	1,906	-	477
Total	400,597	163,659	130,425	71,977	16,394

Table 2.4.2 Number of Holders Applying Inputs by Educational Status

East Welega					
Educational Status of Holders	Holders	Fertilizer	Improved seed	Pesticide	Irrigation
Illiterate	191,148	98,341	43,968	28,301	2,396
Literate (informal)	11,769	5,277	3,469	2,067	307
Grades 1 – 3	35,011	21,288	10,991	5,709	594
Grades 4 – 6	36,536	24,868	10,300	8,589	310
Grades 7 – 8	18,022	15,601	6,755	5,025	587
Grades 9 – 11	9,788	7,832	5,390	3,061	318
Grade 12 complete	4,636	3,200	1,240	1,457	-
Above grade 12	893	893	633	303	-
Total	307,804	177,300	82,746	54,512	4,513

Table 2.4.3 Number of Holders Applying Inputs by Educational Status

Illubabor					
Educational Status of Holders	Holders	Fertilizer	Improved seed	Pesticide	Irrigation
Illiterate	140,890	36,191	26,375	38,038	743
Literate (informal)	16,127	6,725	4,151	4,608	*
Grades 1 – 3	42,880	15,650	11,201	12,305	396
Grades 4 – 6	41,690	15,728	13,138	12,508	1,157
Grades 7 – 8	9,263	3,642	3,751	3,861	302
Grades 9 – 11	4,096	2,026	1,729	2,148	-
Grade 12 complete	1,712	525	-	1,116	-
Above grade 12	280	-	-	-	-
Total	256,936	80,487	60,345	74,585	2,613

Table 2.4.4 Number of Holders Applying Inputs by Educational Status

Jimma

Educational Status of Holders	Holders	Fertilizer	Improved seed	Pesticide	Irrigation
Illiterate	372,037	158,826	88,202	209,822	*
Literate (informal)	26,787	9,874	6,681	14,177	*
Grades 1 – 3	63,137	27,053	18,454	35,494	*
Grades 4 – 6	45,578	16,394	11,102	23,503	*
Grades 7 – 8	8,383	4,424	3,287	3,458	-
Grades 9 – 11	3,017	*	-	*	-
Grade 12 complete	*	-	*	*	-
Above grade 12	*	-	-	*	-
Total	520,367	217,591	128,167	288,778	6,820

Table 2.4.5 Number of Holders Applying Inputs by Educational Status

West Shewa

Educational Status of Holders	Holders	Fertilizer	Improved seed	Pesticide	Irrigation
Illiterate	259,998	152,807	18,473	144,811	14,832
Literate (informal)	24,255	17,864	4,110	17,997	*
Grades 1 – 3	52,876	39,151	8,672	38,649	3,706
Grades 4 – 6	59,619	48,063	7,409	43,254	5,704
Grades 7 – 8	22,353	18,417	3,946	15,014	2,025
Grades 9 – 11	10,851	8,729	2,712	7,271	*
Grade 12 complete	1,982	1,593	*	1,593	-
Above grade 12	*	-	-	-	-
Total	432,322	286,624	45,722	268,589	29,610

Table 2.4.6 Number of Holders Applying Inputs by Educational Status

North Shewa

Educational Status of Holders	Holders	Fertilizer	Improved seed	Pesticide	Irrigation
Illiterate	207,937	74,327	7,116	31,514	10,239
Literate (informal)	22,962	8,936	*	4,658	*
Grades 1 – 3	32,531	10,316	*	*	1,517
Grades 4 – 6	16,065	9,099	*	5,093	1,773
Grades 7 – 8	4,935	3,156	-	*	*
Grades 9 – 11	1,691	1,691	-	*	-
Grade 12 complete	*	*	-	-	-
Above grade 12	*	*	*	*	*
Total	287,561	108,602	12,637	54,888	15,353

Table 2.4.7 Number of Holders Applying Inputs by Educational Status

East Shewa

Educational Status of Holders	Holders	Fertilizer	Improved seed	Pesticide	Irrigation
Illiterate	259,037	165,449	35,445	113,266	13,142
Literate (informal)	19,520	14,458	*	10,552	*
Grades 1 – 3	45,764	29,790	8,011	20,892	2,709
Grades 4 – 6	45,515	35,002	11,924	22,025	*
Grades 7 – 8	20,635	16,336	4,477	10,002	*
Grades 9 – 11	10,171	6,397	3,039	4,656	-
Grade 12 complete	*	*	*	1,403	-
Above grade 12	3,034	2,400	*	*	-
Total	405,452	271,608	66,603	183,538	19,303

Table 2.4.8 Number of Holders Applying Inputs by Educational Status

Arsi					
Educational Status of Holders	Holders	Fertilizer	Improved seed	Pesticide	Irrigation
Illiterate	306,128	205,179	29,562	148,386	*
Literate (informal)	33,408	28,483	4,535	24,318	*
Grades 1 – 3	66,620	46,426	10,049	32,344	2,295
Grades 4 – 6	91,089	73,627	16,466	57,243	*
Grades 7 – 8	34,897	27,557	4,317	20,739	*
Grades 9 – 11	23,318	19,375	5,468	13,331	*
Grade 12 complete	4,314	4,314	*	3,234	*
Above grade 12	3,628	2,621	*	*	*
Total	563,401	407,581	72,501	302,142	27,611

Table 2.4.9 Number of Holders Applying Inputs by Educational Status

West Harerge					
Educational Status of Holders	Holders	Fertilizer	Improved seed	Pesticide	Irrigation
Illiterate	205,931	55,160	8,289	24,252	37,321
Literate (informal)	37,186	10,727	2,668	5,603	9,892
Grades 1 – 3	31,122	12,073	2,267	4,618	6,176
Grades 4 – 6	27,148	9,657	*	3,545	6,060
Grades 7 – 8	5,809	2,108	*	-	*
Grades 9 – 11	*	*	*	-	*
Grade 12 complete	*	*	-	-	*
Above grade 12	*	*	-	-	-
Total	309,851	91,552	16,772	38,019	62,005

Table 2.4.10 Number of Holders Applying Inputs by Educational Status

East Harerge					
Educational Status of Holders	Holders	Fertilizer	Improved seed	Pesticide	Irrigation
Illiterate	322,640	144,782	36,558	19,908	47,988
Literate (informal)	32,529	15,954	4,297	*	4,215
Grades 1 – 3	39,824	25,228	7,969	*	8,971
Grades 4 – 6	35,505	21,887	9,869	2,678	8,438
Grades 7 – 8	9,389	8,106	*	*	1,936
Grades 9 – 11	4,093	3,221	*	-	*
Grade 12 complete	*	*	-	*	-
Above grade 12	-	-	-	-	-
Total	444,836	220,035	62,019	31,719	72,858

Table 2.4.11 Number of Holders Applying Inputs by Educational Status

Bale					
Educational Status of Holders	Holders	Fertilizer	Improved seed	Pesticide	Irrigation
Illiterate	165,200	74,207	9,511	63,407	1,666
Literate (informal)	27,602	8,424	151	9,769	*
Grades 1 – 3	57,431	30,167	1,035	30,378	*
Grades 4 – 6	48,895	26,771	3,136	25,454	*
Grades 7 – 8	15,008	9,653	1,531	8,012	*
Grades 9 – 11	7,655	6,027	1,518	6,027	-
Grade 12 complete	1,583	805	-	805	-
Above grade 12	664	-	-	-	-
Total	324,037	156,054	16,881	143,852	2,078

Table 2.4.12 Number of Holders Applying Inputs by Educational Status

Borena

Educational Status of Holders	Holders	Fertilizer	Improved seed	Pesticide	Irrigation
Illiterate	88,314	3,560	6,083	*	750
Literate (informal)	1,632	-	*	*	-
Grades 1 – 3	12,905	2,116	3,060	*	-
Grades 4 – 6	13,557	2,490	4,304	*	-
Grades 7 – 8	4,424	*	961	*	-
Grades 9 – 11	1,104	*	*	-	-
Grade 12 complete	*	*	-	-	-
Above grade 12	-	-	-	-	-
Total	122,723	9,375	15,503	*	750

Table 2.4.13 Number of Holders Applying Inputs by Educational Status

South West Shewa

Educational Status of Holders	Holders	Fertilizer	Improved seed	Pesticide	Irrigation
Illiterate	135,719	92,298	14,690	87,486	16,075
Literate (informal)	24,380	17,999	5,648	19,362	2,646
Grades 1 – 3	22,703	18,845	6,593	17,325	3,101
Grades 4 – 6	26,436	21,485	7,579	19,525	1,516
Grades 7 – 8	11,093	9,799	3,908	7,017	*
Grades 9 – 11	5,786	5,786	3,135	4,940	*
Grade 12 complete	2,541	2,025	*	2,251	-
Above grade 12	*	*	-	*	-
Total	229,087	168,459	41,779	158,130	24,909

Table 2.4.14 Number of Holders Applying Inputs by Educational Status

Guji

Educational Status of Holders	Holders	Fertilizer	Improved seed	Pesticide	Irrigation
Illiterate	114,520	13,246	6,250	2,481	*
Literate (informal)	5,304	*	*	*	-
Grades 1 – 3	25,126	3,132	2,763	*	*
Grades 4 – 6	34,488	4,751	2,448	*	*
Grades 7 – 8	5,904	2,483	*	-	-
Grades 9 – 11	1,938	*	*	*	-
Grade 12 complete	*	*	-	-	-
Above grade 12	*	-	-	-	-
Total	188,063	25,271	13,061	2,962	*

Table 2.5 Number of Holders Applying Inputs by Educational Status

Somalie Region

Educational Status of Holders	Holders	Fertilizer	Improved seed	Pesticide	Irrigation
Illiterate	71,162	*	*	102	*
Literate (informal)	9,829	-	*	-	*
Grades 1 – 3	1,343	-	-	-	*
Grades 4 – 6	1,852	-	*	-	338
Grades 7 – 8	*	*	-	-	*
Grades 9 – 11	*	-	-	-	*
Grade 12 complete	*	-	-	-	-
Above grade 12	-	-	-	-	-
Total	84,870	*	*	102	7,086

Table 2.5.1 Number of Holders Applying Inputs by Educational Status

Shinele					
Educational Status of Holders	Holders	Fertilizer	Improved seed	Pesticide	Irrigation
Illiterate	2,628	*	56	*	1,739
Literate (informal)	150	-	-	-	123
Grades 1 – 3	148	-	-	-	109
Grades 4 – 6	320	-	-	-	308
Grades 7 – 8	*	-	-	-	*
Grades 9 – 11	*	-	-	-	*
Grade 12 complete	-	-	-	-	-
Above grade 12	-	-	-	-	-
Total	3,318	*	56	*	2,351

Table 2.5.2 Number of Holders Applying Inputs by Educational Status

Jijiga					
Educational Status of Holders	Holders	Fertilizer	Improved seed	Pesticide	Irrigation
Illiterate	64,025	*	*	-	*
Literate (informal)	7,816	-	*	-	*
Grades 1 – 3	799	-	-	-	*
Grades 4 – 6	1,308	-	*	-	-
Grades 7 – 8	*	*	-	-	-
Grades 9 – 11	-	-	-	-	-
Grade 12 complete	-	-	-	-	-
Above grade 12	-	-	-	-	-
Total	74,421	*	*	-	*

Table 2.5.3 Number of Holders Applying Inputs by Educational Status

Liben					
Educational Status of Holders	Holders	Fertilizer	Improved seed	Pesticide	Irrigation
Illiterate	4,509	-	-	*	*
Literate (informal)	1,863	-	-	-	-
Grades 1 – 3	396	-	-	-	*
Grades 4 – 6	*	-	-	-	*
Grades 7 – 8	*	-	-	-	-
Grades 9 – 11	-	-	-	-	-
Grade 12 complete	*	-	-	-	-
Above grade 12	-	-	-	-	-
Total	7,131	-	-	*	*

Table 2.6 Number of Holders Applying Inputs by Educational Status

Benishangul – Gumuz Region					
Educational Status of Holders	Holders	Fertilizer	Improved seed	Pesticide	Irrigation
Illiterate	95,695	13,369	4,098	5,814	3,025
Literate (informal)	7,894	3,138	1,615	1,440	121
Grades 1 – 3	13,842	3,028	1,712	504	520
Grades 4 – 6	16,053	4,257	1,162	2,010	1,089
Grades 7 – 8	4,342	1,543	672	775	*
Grades 9 – 11	1,744	715	687	505	*
Grade 12 complete	*	*	*	*	-
Above grade 12	*	*	*	-	-
Total	140,111	26,256	10,150	11,190	5,442

Table 2.6.1 Number of Holders Applying Inputs by Educational Status

Metekel					
Educational Status of Holders	Holders	Fertilizer	Improved seed	Pesticide	Irrigation
Illiterate	33,851	10,664	735	3,419	*
Literate (informal)	3,682	2,486	415	*	-
Grades 1 – 3	4,463	2,372	*	*	*
Grades 4 – 6	7,163	3,475	*	*	*
Grades 7 – 8	1,480	1,048	*	*	*
Grades 9 – 11	*	*	*	*	*
Grade 12 complete	*	*	*	*	-
Above grade 12	*	-	-	-	-
Total	51,265	20,518	2,226	6,849	*

Table 2.6.2 Number of Holders Applying Inputs by Educational Status

Asosa					
Educational Status of Holders	Holders	Fertilizer	Improved seed	Pesticide	Irrigation
Illiterate	50,112	1,730	2,720	2,362	1,862
Literate (informal)	3,816	567	1,116	551	121
Grades 1 – 3	5,396	230	1,024	178	106
Grades 4 – 6	4,907	402	580	290	354
Grades 7 – 8	1,733	242	373	477	121
Grades 9 – 11	781	385	451	362	-
Grade 12 complete	-	-	-	-	-
Above grade 12	-	-	-	-	-
Total	66,746	3,555	6,263	4,219	2,564

Table 2.6.3 Number of Holders Applying Inputs by Educational Status

Kemashi					
Educational Status of Holders	Holders	Fertilizer	Improved seed	Pesticide	Irrigation
Illiterate	11,731	975	643	*	*
Literate (informal)	396	*	*	-	-
Grades 1 – 3	3,983	426	378	*	*
Grades 4 – 6	3,982	380	289	*	-
Grades 7 – 8	1,129	253	*	-	-
Grades 9 – 11	634	-	-	-	-
Grade 12 complete	*	-	-	-	-
Above grade 12	*	*	*	-	-
Total	22,101	2,182	1,662	*	*

Table 2.7 Number of Holders Applying Inputs by Educational Status

S.N.N.P. Region					
Educational Status of Holders	Holders	Fertilizer	Improved seed	Pesticide	Irrigation
Illiterate	1,606,251	505,635	159,992	260,040	37,545
Literate (informal)	68,348	33,727	15,054	17,756	2,914
Grades 1 – 3	332,851	129,944	49,183	60,124	11,361
Grades 4 – 6	363,979	153,446	71,406	69,732	12,086
Grades 7 – 8	136,101	71,531	33,044	30,685	5,839
Grades 9 – 11	49,585	28,547	11,081	13,330	2,287
Grade 12 complete	24,413	15,578	8,439	6,470	432
Above grade 12	6,420	3,123	1,396	1,060	427
Total	2,587,949	941,532	349,596	459,195	72,890

Table 2.7.1 Number of Holders Applying Inputs by Educational Status

Gurage					
Educational Status of Holders	Holders	Fertilizer	Improved seed	Pesticide	Irrigation
Illiterate	179,045	102,853	31,900	31,270	*
Literate (informal)	14,286	10,828	4,433	5,250	*
Grades 1 – 3	28,378	19,352	5,895	10,017	*
Grades 4 – 6	22,464	14,979	5,499	4,350	*
Grades 7 – 8	7,691	7,111	4,352	3,176	*
Grades 9 – 11	2,918	2,595	1,196	*	-
Grade 12 complete	1,354	*	*	*	-
Above grade 12	-	-	-	-	-
Total	256,137	158,407	53,620	56,537	7,276

Table 2.7.2 Number of Holders Applying Inputs by Educational Status

Hadiya					
Educational Status of Holders	Holders	Fertilizer	Improved seed	Pesticide	Irrigation
Illiterate	102,583	84,194	14,008	68,642	*
Literate (informal)	2,902	2,604	*	2,001	-
Grades 1 – 3	27,375	24,391	4,765	18,580	*
Grades 4 – 6	39,844	33,535	7,119	28,344	-
Grades 7 – 8	18,321	16,759	2,853	14,002	*
Grades 9 – 11	6,429	6,140	2,310	4,444	*
Grade 12 complete	4,047	4,047	*	2,836	-
Above grade 12	1,144	1,144	*	*	-
Total	202,647	172,814	32,734	139,415	*

Table 2.7.3 Number of Holders Applying Inputs by Educational Status

Kembata - Tembaro					
Educational Status of Holders	Holders	Fertilizer	Improved seed	Pesticide	Irrigation
Illiterate	51,855	34,978	3,149	19,840	*
Literate (informal)	1,158	*	*	*	-
Grades 1 – 3	13,956	9,782	815	5,733	-
Grades 4 – 6	24,109	17,846	2,184	11,070	*
Grades 7 – 8	11,839	10,067	1,516	5,482	*
Grades 9 – 11	5,146	3,780	1,486	3,134	*
Grade 12 complete	3,471	2,995	813	2,158	-
Above grade 12	*	*	*	*	-
Total	112,371	80,601	10,280	48,568	*

Table 2.7.4 Number of Holders Applying Inputs by Educational Status

Sidama					
Educational Status of Holders	Holders	Fertilizer	Improved seed	Pesticide	Irrigation
Illiterate	282,408	82,387	34,441	*	*
Literate (informal)	8,735	3,774	3,178	-	-
Grades 1 – 3	87,330	30,654	15,906	*	*
Grades 4 – 6	88,083	36,878	23,323	*	*
Grades 7 – 8	34,735	17,384	12,167	*	*
Grades 9 – 11	9,398	5,442	*	-	-
Grade 12 complete	6,170	*	*	-	-
Above grade 12	*	*	*	-	-
Total	519,191	182,242	95,332	*	*

Table 2.7.5 Number of Holders Applying Inputs by Educational Status

Gedio					
Educational Status of Holders	Holders	Fertilizer	Improved seed	Pesticide	Irrigation
Illiterate	80,910	7,448	9,037	1,371	*
Literate (informal)	2,905	-	*	-	-
Grades 1 – 3	23,888	4,018	4,903	*	*
Grades 4 – 6	32,506	7,146	7,761	*	*
Grades 7 – 8	9,257	2,184	2,206	*	-
Grades 9 – 11	2,736	*	*	-	-
Grade 12 complete	*	*	*	-	-
Above grade 12	*	-	-	-	-
Total	152,916	21,459	25,460	2,161	*

Table 2.7.6 Number of Holders Applying Inputs by Educational Status

Wolayita					
Educational Status of Holders	Holders	Fertilizer	Improved seed	Pesticide	Irrigation
Illiterate	149,561	71,763	21,720	5,518	327
Literate (informal)	6,859	4,030	1,398	318	-
Grades 1 – 3	35,737	16,626	4,732	1,249	-
Grades 4 – 6	39,322	21,095	10,178	1,620	439
Grades 7 – 8	21,606	12,549	5,245	1,673	-
Grades 9 – 11	9,940	6,329	2,346	934	-
Grade 12 complete	3,522	1,643	930	-	-
Above grade 12	1,009	331	366	-	-
Total	267,558	134,367	46,915	11,312	767

Table 2.7.7 Number of Holders Applying Inputs by Educational Status

South Omo					
Educational Status of Holders	Holders	Fertilizer	Improved seed	Pesticide	Irrigation
Illiterate	61,294	*	2,134	*	*
Literate (informal)	2,680	-	*	-	*
Grades 1 – 3	7,994	*	625	-	*
Grades 4 – 6	5,211	*	*	-	-
Grades 7 – 8	2,063	*	*	-	-
Grades 9 – 11	*	-	-	-	-
Grade 12 complete	*	-	-	-	-
Above grade 12	-	-	-	-	-
Total	80,037	2,370	3,763	*	*

Table 2.7.8 Number of Holders Applying Inputs by Educational Status

Sheka					
Educational Status of Holders	Holders	Fertilizer	Improved seed	Pesticide	Irrigation
Illiterate	18,105	*	1,328	*	-
Literate (informal)	1,317	*	*	-	*
Grades 1 – 3	4,650	*	*	-	-
Grades 4 – 6	5,939	*	427	-	-
Grades 7 – 8	2,379	*	*	-	*
Grades 9 – 11	780	*	*	-	-
Grade 12 complete	365	-	-	-	-
Above grade 12	*	-	-	-	-
Total	33,576	2,023	2,727	*	*

Table 2.7.9 Number of Holders Applying Inputs by Educational Status

Kefa

Educational Status of Holders	Holders	Fertilizer	Improved seed	Pesticide	Irrigation
Illiterate	115,630	10,740	7,609	35,062	*
Literate (informal)	3,080	*	*	*	*
Grades 1 – 3	16,651	2,497	2,511	6,107	-
Grades 4 – 6	23,116	3,359	4,098	8,518	*
Grades 7 – 8	6,148	1,499	1,303	2,830	-
Grades 9 – 11	1,725	*	*	*	*
Grade 12 complete	*	*	*	*	-
Above grade 12	-	-	-	-	-
Total	166,962	19,419	16,339	54,084	1,985

Table 2.7.10 Number of Holders Applying Inputs by Educational Status

Gamo Gofa

Educational Status of Holders	Holders	Fertilizer	Improved seed	Pesticide	Irrigation
Illiterate	209,509	3,647	4,574	14,131	17,874
Literate (informal)	3,053	266	*	-	854
Grades 1 – 3	23,097	1,214	2,642	1,393	3,842
Grades 4 – 6	27,455	1,604	2,586	2,016	6,164
Grades 7 – 8	10,259	1,008	1,615	701	2,979
Grades 9 – 11	4,702	1,413	657	760	1,103
Grade 12 complete	1,694	641	762	-	427
Above grade 12	437	-	-	-	427
Total	280,205	9,792	12,858	19,001	33,670

Table 2.7.11 Number of Holders Applying Inputs by Educational Status

Benchi - Maji

Educational Status of Holders	Holders	Fertilizer	Improved seed	Pesticide	Irrigation
Illiterate	78,337	7,263	7,686	1,520	613
Literate (informal)	3,195	515	163	174	-
Grades 1 – 3	17,513	1,522	1,714	558	*
Grades 4 – 6	14,977	2,020	2,748	361	-
Grades 7 – 8	2,721	380	401	-	*
Grades 9 – 11	411	-	37	*	-
Grade 12 complete	541	-	*	-	*
Above grade 12	-	-	-	-	-
Total	117,695	11,701	12,755	2,617	627

Table 2.7.12 Number of Holders Applying Inputs by Educational Status

Yem Special Wereda

Educational Status of Holders	Holders	Fertilizer	Improved seed	Pesticide	Irrigation
Illiterate	9,578	5,617	2,385	4,461	*
Literate (informal)	685	518	287	*	*
Grades 1 – 3	1,557	1,340	261	889	*
Grades 4 – 6	1,942	1,474	404	1,191	*
Grades 7 – 8	981	509	208	578	*
Grades 9 – 11	317	278	141	285	-
Grade 12 complete	139	*	*	*	-
Above grade 12	*	-	-	-	-
Total	15,236	9,801	3,719	7,754	256

Table 2.7.13 Number of Holders Applying Inputs by Educational Status

Amaro Special Wereda

Educational Status of Holders	Holders	Fertilizer	Improved seed	Pesticide	Irrigation
Illiterate	16,467	*	469	364	3,829
Literate (informal)	1,069	*	*	*	347
Grades 1 – 3	3,767	*	396	*	1,499
Grades 4 – 6	5,580	*	266	*	2,188
Grades 7 – 8	1,209	*	-	160	560
Grades 9 – 11	599	140	*	*	325
Grade 12 complete	-	-	-	-	-
Above grade 12	58	-	-	-	-
Total	28,748	499	1,167	804	8,747

Table 2.7.14 Number of Holders Applying Inputs by Educational Status

Burji Special Wereda

Educational Status of Holders	Holders	Fertilizer	Improved seed	Pesticide	Irrigation
Illiterate	5,553	-	224	*	*
Literate (informal)	282	-	-	*	-
Grades 1 – 3	879	-	*	*	*
Grades 4 – 6	1,304	-	*	-	*
Grades 7 – 8	282	-	*	-	-
Grades 9 – 11	210	-	-	*	*
Grade 12 complete	*	-	-	-	-
Above grade 12	*	-	*	-	-
Total	8,663	-	352	122	328

Table 2.7.15 Number of Holders Applying Inputs by Educational Status

Konso Special Wereda

Educational Status of Holders	Holders	Fertilizer	Improved seed	Pesticide	Irrigation
Illiterate	29,140	-	-	*	1,348
Literate (informal)	*	-	-	-	-
Grades 1 – 3	2,594	-	-	-	*
Grades 4 – 6	2,341	-	-	-	*
Grades 7 – 8	695	-	-	-	*
Grades 9 – 11	*	-	-	-	-
Grade 12 complete	*	-	-	-	-
Above grade 12	-	-	-	-	-
Total	35,862	-	-	*	1,683

Table 2.7.16 Number of Holders Applying Inputs by Educational Status

Derashe Special Wereda

Educational Status of Holders	Holders	Fertilizer	Improved seed	Pesticide	Irrigation
Illiterate	19,275	-	*	*	*
Literate (informal)	932	-	*	-	-
Grades 1 – 3	1,946	-	-	-	*
Grades 4 – 6	1,921	-	-	*	-
Grades 7 – 8	429	-	-	-	*
Grades 9 – 11	*	-	-	-	-
Grade 12 complete	-	-	-	-	-
Above grade 12	*	-	-	-	-
Total	24,612	-	*	*	*

Table 2.7.17 Number of Holders Applying Inputs by Educational Status

Dawro

Educational Status of Holders	Holders	Fertilizer	Improved seed	Pesticide	Irrigation
Illiterate	48,201	*	379	494	-
Literate (informal)	2,248	*	-	-	-
Grades 1 – 3	12,609	-	-	*	-
Grades 4 – 6	11,091	-	*	*	-
Grades 7 – 8	3,567	-	-	*	-
Grades 9 – 11	1,386	-	-	*	-
Grade 12 complete	746	-	*	*	-
Above grade 12	*	-	-	-	-
Total	79,991	*	*	1,013	-

Table 2.7.18 Number of Holders Applying Inputs by Educational Status

Basketo Special Wereda

Educational Status of Holders	Holders	Fertilizer	Improved seed	Pesticide	Irrigation
Illiterate	7,795	982	1,074	-	-
Literate (informal)	287	93	93	*	-
Grades 1 – 3	1,339	233	251	-	-
Grades 4 – 6	1,574	376	438	57	*
Grades 7 – 8	231	*	60	-	-
Grades 9 – 11	242	-	-	-	-
Grade 12 complete	90	57	57	-	-
Above grade 12	*	-	-	-	-
Total	11,589	1,766	1,973	80	*

Table 2.7.19 Number of Holders Applying Inputs by Educational Status

Konta Special Wereda

Educational Status of Holders	Holders	Fertilizer	Improved seed	Pesticide	Irrigation
Illiterate	14,259	654	905	3,476	-
Literate (informal)	488	*	91	*	-
Grades 1 – 3	1,921	125	182	504	-
Grades 4 – 6	1,274	125	125	253	-
Grades 7 – 8	197	40	40	56	-
Grades 9 – 11	78	-	-	-	-
Grade 12 complete	*	-	-	-	-
Above grade 12	-	-	-	-	-
Total	18,249	987	1,344	4,338	-

Table 2.7.20 Number of Holders Applying Inputs by Educational Status

Silitie

Educational Status of Holders	Holders	Fertilizer	Improved seed	Pesticide	Irrigation
Illiterate	101,837	76,885	15,674	54,379	1,722
Literate (informal)	10,825	8,896	2,846	7,377	*
Grades 1 – 3	15,879	14,023	2,466	11,582	*
Grades 4 – 6	10,511	9,481	2,766	7,314	*
Grades 7 – 8	844	844	*	*	-
Grades 9 – 11	1,339	1,131	-	908	-
Grade 12 complete	*	*	*	*	-
Above grade 12	-	-	-	-	-
Total	141,628	111,654	24,204	82,625	2,797

Table 2.7.21 Number of Holders Applying Inputs by Educational Status

Alaba Special Wereda

Educational Status of Holders	Holders	Fertilizer	Improved seed	Pesticide	Irrigation
Illiterate	24,909	13,866	1,232	12,368	*
Literate (informal)	*	*	*	*	-
Grades 1 – 3	3,791	3,205	655	2,484	-
Grades 4 – 6	3,414	2,849	844	2,425	*
Grades 7 – 8	646	646	*	400	-
Grades 9 – 11	*	*	*	*	-
Grade 12 complete	-	-	-	-	-
Above grade 12	-	-	-	-	-
Total	34,078	21,398	3,392	18,829	*

Table 2.8 Number of Holders Applying Inputs by Educational Status

Harari Region

Educational Status of Holders	Holders	Fertilizer	Improved seed	Pesticide	Irrigation
Illiterate	10,224	5,066	682	2,106	1,567
Literate (informal)	1,240	831	*	218	*
Grades 1 – 3	1,402	893	*	338	229
Grades 4 – 6	2,172	1,378	301	620	317
Grades 7 – 8	845	585	*	*	261
Grades 9 – 11	*	*	-	-	*
Grade 12 complete	*	-	-	-	-
Above grade 12	*	-	-	*	-
Total	16,021	8,780	1,301	3,513	2,607

Table 2.9 Number of Holders Applying Inputs by Educational Status

Addis Abeba

Educational Status of Holders	Holders	Fertilizer	Improved seed	Pesticide	Irrigation
Illiterate	3,532	2,958	*	393	87
Literate (informal)	601	438	-	51	-
Grades 1 – 3	526	394	*	*	-
Grades 4 – 6	928	612	*	95	*
Grades 7 – 8	479	234	*	*	*
Grades 9 – 11	197	130	-	*	-
Grade 12 complete	196	116	*	*	-
Above grade 12	*	-	-	-	-
Total	6,497	4,881	*	656	201

Table 2.10 Number of Holders Applying Inputs by Educational Status

Dire Dawa

Educational Status of Holders	Holders	Fertilizer	Improved seed	Pesticide	Irrigation
Illiterate	14,438	255	1,320	*	4,523
Literate (informal)	418	-	-	-	*
Grades 1 – 3	1,256	*	-	-	627
Grades 4 – 6	946	-	*	-	507
Grades 7 – 8	266	*	-	*	*
Grades 9 – 11	*	-	-	-	-
Grade 12 complete	-	-	-	-	-
Above grade 12	-	-	-	-	-
Total	17,360	367	1,489	348	5,919

Table 3 Number of Holders reporting Damaged Crop Area in Hectare by Category of Crops and Cause of Damage

Ethiopia

Cause of damage	Damaged crop area by crop category (HA)							
	Holders	All crops	Cereals	Pulses	Oilseeds	Vegetables	Root crops	Permanent
All damage	8,491,834	1,717,613	570,285	164,611	116,865	39,613	44,798	113,685
Crop disease	57,455	*	*	*	*	*	*	*
Frost or floods	2,027,806	230,780	73,327	22,190	21,857	6,337	5,233	12,348
Locust	734,877	99,609	33,502	12,193	5,937	2,126	3,577	6,521
Shortage of rain	312,182	19,636	6,615	1,333	990	385	684	1,611
Too much rain	2,263,552	159,484	45,882	17,382	8,695	4,174	4,925	23,767
Wild animals	204,818	10,158	2,911	786	478	*	221	720
Birds	1,167,321	129,915	43,827	8,954	12,741	4,548	3,546	8,249
Hailstone	2,233,081	401,717	129,905	33,443	14,927	6,773	6,973	22,015
Pests	488,890	50,251	18,106	4,659	4,258	885	1,779	2,210
Weeds	2,597,441	320,961	108,410	39,740	25,360	8,663	9,269	16,426
Others	2,853,968	278,283	104,806	23,339	21,573	5,445	8,552	19,708

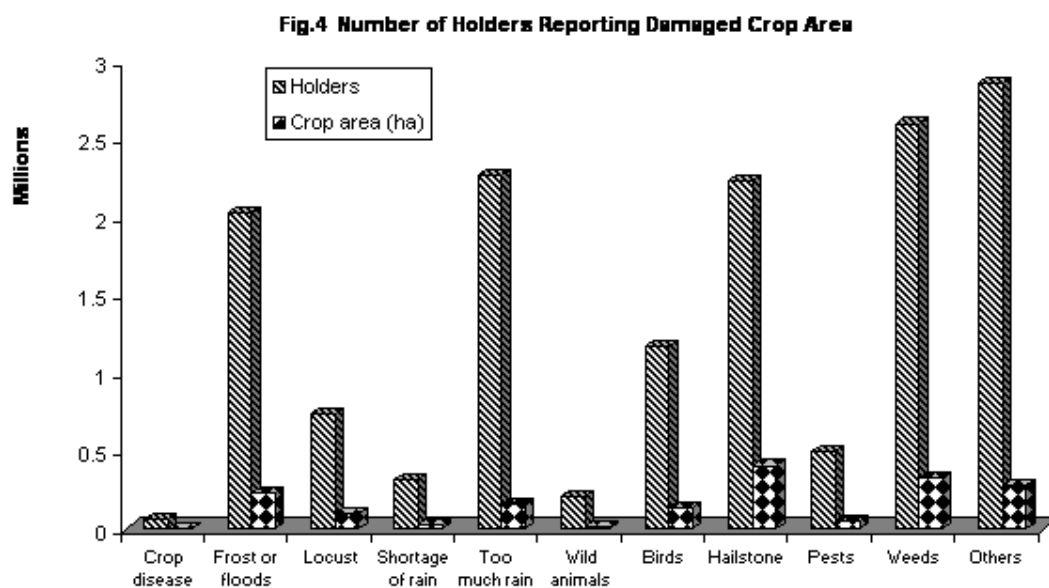


Table 3.1 Number of Holders reporting Damaged Crop Area in Hectare by Category of Crops and Cause of Damage

Tigray Region

Cause of damage	Damaged crop area by crop category (HA)							
	Holders	All crops	Cereals	Pulses	Oilseeds	Vegetables	Root crops	Permanent
All damage	490,862	108,848	42,966	7,580	8,839	3,545	1,007	2,404
Crop disease	*	*	*	*	-	-	*	-
Frost or floods	75,183	8,822	3,894	424	1,312	140	143	217
Locust	65,313	9,084	4,374	689	483	*	*	*
Shortage of rain	12,367	581	378	*	*	*	*	*
Too much rain	107,328	12,840	4,412	1,014	799	354	*	281
Wild animals	6,586	*	*	*	*	*	*	*
Birds	76,376	9,504	3,453	112	1,248	231	*	142
Hailstone	199,699	37,202	16,165	3,973	842	797	102	581
Pests	26,973	1,863	956	99	96	*	*	*
Weeds	129,037	16,882	5,298	652	2,634	1,248	158	283
Others	133,874	11,331	3,922	465	1,379	447	88	*

Table 3.1.1 Number of Holders reporting Damaged Crop Area in Hectare by Category of Crops and Cause of Damage

North West Tigray

Cause of damage	Damaged crop area by crop category (HA)							
	Holders	All crops	Cereals	Pulses	Oilseeds	Vegetables	Root crops	Permanent
All damage	88,179	20,192	6,592	953	3,177	*	*	*
Crop disease	*	*	*	-	-	-	-	-
Frost or floods	11,228	1,178	292	-	208	*	*	*
Locust	21,982	2,255	*	*	281	*	-	*
Shortage of rain	*	*	*	-	-	-	-	*
Too much rain	14,443	1,597	321	*	*	*	*	*
Wild animals	*	*	*	*	*	*	*	*
Birds	17,976	2,174	611	*	*	*	-	*
Hailstone	14,775	1,938	672	*	*	*	*	*
Pests	3,972	310	230	*	*	-	-	-
Weeds	43,474	7,500	*	391	961	*	*	*
Others	30,594	2,836	970	*	*	*	*	*

Table 3.1.2 Number of Holders reporting Damaged Crop Area in Hectare by Category of Crops and Cause of Damage

Central Tigray

Cause of damage	Damaged crop area by crop category (HA)							
	Holders	All crops	Cereals	Pulses	Oilseeds	Vegetables	Root crops	Permanent
All damage	133,400	22,019	12,524	1,296	*	*	*	769
Crop disease	-	-	-	-	-	-	-	-
Frost or floods	18,745	1,286	876	*	-	*	*	*
Locust	24,781	4,147	2,055	*	*	-	*	*
Shortage of rain	5,849	251	*	*	*	*	*	-
Too much rain	33,639	2,886	1,457	*	*	*	*	*
Wild animals	*	*	*	-	*	*	-	-
Birds	23,797	2,345	1,491	*	*	-	-	*
Hailstone	44,253	4,895	3,441	330	*	*	*	*
Pests	5,121	435	*	-	-	-	-	*
Weeds	38,855	3,724	1,675	*	*	*	*	*
Others	33,864	2,008	1,010	111	*	*	*	*

Table 3.1.3 Number of Holders reporting Damaged Crop Area in Hectare by Category of Crops and Cause of Damage

East Tigray

Cause of damage	Damaged crop area by crop category (HA)							
	Holders	All crops	Cereals	Pulses	Oilseeds	Vegetables	Root crops	Permanent
All damage	87,292	12,115	4,527	780	*	*	*	*
Crop disease	*	*	-	*	-	-	-	-
Frost or floods	9,863	390	*	*	*	-	*	*
Locust	7,519	*	*	*	*	-	-	*
Shortage of rain	1,729	*	*	-	-	*	-	-
Too much rain	12,124	618	282	*	*	*	*	-
Wild animals	*	*	-	*	-	-	-	-
Birds	2,488	*	*	*	*	-	*	*
Hailstone	62,332	6,495	2,834	442	*	*	*	*
Pests	6,780	287	*	*	-	-	*	-
Weeds	15,108	930	179	*	*	*	*	*
Others	31,085	1,980	615	103	-	*	-	*

Table 3.1.4 Number of Holders reporting Damaged Crop Area in Hectare by Category of Crops and Cause of Damage

South Tigray

Cause of damage	Damaged crop area by crop category (HA)							
	Holders	All crops	Cereals	Pulses	Oilseeds	Vegetables	Root crops	Permanent
All damage	136,339	41,231	15,607	4,422	*	482	554	511
Crop disease	*	*	*	-	-	-	*	-
Frost or floods	21,736	2,794	1,776	*	-	*	*	*
Locust	10,102	1,394	910	*	-	*	*	*
Shortage of rain	2,079	*	*	*	-	*	*	-
Too much rain	36,514	6,440	1,924	*	-	*	*	*
Wild animals	*	*	-	*	-	-	-	*
Birds	12,658	*	312	*	*	-	-	*
Hailstone	71,760	22,839	8,864	3,060	*	*	43	*
Pests	9,738	692	297	*	*	*	*	*
Weeds	15,962	1,797	545	*	*	-	*	-
Others	26,524	2,738	930	111	*	*	*	*

Table 3.1.5 Number of Holders reporting Damaged Crop Area in Hectare by Category of Crops and Cause of Damage

Western Tigray

Cause of damage	Damaged crop area by crop category (HA)							
	Holders	All crops	Cereals	Pulses	Oilseeds	Vegetables	Root crops	Permanent
All damage	45,653	13,291	3,716	129	4,223	1,198	121	359
Crop disease	*	*	*	-	-	-	-	-
Frost or floods	13,611	3,175	935	*	1,098	65	44	134
Locust	930	101	35	-	35	9	-	*
Shortage of rain	1,110	32	13	-	1	-	*	2
Too much rain	10,608	1,299	428	39	265	178	32	4
Wild animals	887	55	15	-	12	*	-	-
Birds	19,458	2,747	988	28	609	214	5	59
Hailstone	6,579	1,036	354	6	348	129	8	49
Pests	1,363	139	18	5	54	-	-	46
Weeds	15,638	2,931	527	1	1,276	419	19	39
Others	11,807	1,769	396	34	525	182	11	15

Table 3.2 Number of Holders reporting Damaged Crop Area in Hectare by Category of Crops and Cause of Damage

Afar Region

Cause of damage	Damaged crop area by crop category (HA)							
	Holders	All crops	Cereals	Pulses	Oilseeds	Vegetables	Root crops	Permanent
All damage	9,680	4,834	1,680	*	223	*	*	*
Crop disease	-	-	-	-	-	-	-	-
Frost or floods	279	*	*	-	-	-	-	*
Locust	-	-	-	-	-	-	-	-
Shortage of rain	-	-	-	-	-	-	-	-
Too much rain	1,463	*	*	*	*	*	-	*
Wild animals	*	*	-	-	-	-	-	-
Birds	*	*	*	-	-	-	-	-
Hailstone	3,954	1,872	*	*	158	*	*	*
Pests	*	*	-	-	-	-	*	*
Weeds	5,061	1,953	907	-	*	*	*	*
Others	978	119	*	-	*	-	*	*

Table 3.2.1 Number of Holders reporting Damaged Crop Area in Hectare by Category of Crops and Cause of Damage

Zone 1

Cause of damage	Damaged crop area by crop category (HA)							
	Holders	All crops	Cereals	Pulses	Oilseeds	Vegetables	Root crops	Permanent
All damage	3,730	1,604	1,027	-	-	-	-	-
Crop disease	-	-	-	-	-	-	-	-
Frost or floods	*	*	*	-	-	-	-	-
Locust	-	-	-	-	-	-	-	-
Shortage of rain	-	-	-	-	-	-	-	-
Too much rain	*	*	*	-	-	-	-	-
Wild animals	*	*	-	-	-	-	-	-
Birds	*	*	*	-	-	-	-	-
Hailstone	*	*	*	-	-	-	-	-
Pests	-	-	-	-	-	-	-	-
Weeds	2,601	1,361	837	-	-	-	-	-
Others	278	*	*	-	-	-	-	-

Table 3.2.2 Number of Holders reporting Damaged Crop Area in Hectare by Category of Crops and Cause of Damage

Zone 3

Cause of damage	Damaged crop area by crop category (HA)							
	Holders	All crops	Cereals	Pulses	Oilseeds	Vegetables	Root crops	Permanent
All damage	5,950	3,231	653	*	223	*	*	*
Crop disease	-	-	-	-	-	-	-	-
Frost or floods	*	*	*	-	-	-	-	*
Locust	-	-	-	-	-	-	-	-
Shortage of rain	-	-	-	-	-	-	-	-
Too much rain	1,411	*	*	*	*	*	-	*
Wild animals	-	-	-	-	-	-	-	-
Birds	*	*	*	-	-	-	-	-
Hailstone	3,936	1,868	*	*	158	*	*	*
Pests	*	*	-	-	-	-	*	*
Weeds	2,460	592	*	-	*	*	*	*
Others	701	*	*	-	*	-	*	*

Table 3.3 Number of Holders reporting Damaged Crop Area in Hectare by Category of Crops and Cause of Damage

Amhara Region

Cause of damage	Damaged crop area by crop category (HA)							
	Holders	All crops	Cereals	Pulses	Oilseeds	Vegetables	Root crops	Permanent
All damage	2,507,040	594,169	216,263	85,222	50,177	15,368	22,379	22,462
Crop disease	10,136	*	204	*	-	*	-	*
Frost or floods	515,430	62,399	18,086	9,264	7,952	1,963	2,183	1,666
Locust	365,877	56,913	19,019	7,349	3,190	1,554	2,961	2,396
Shortage of rain	101,715	6,380	2,371	677	292	*	117	*
Too much rain	617,055	53,951	17,922	10,057	3,574	1,007	1,515	2,322
Wild animals	74,614	3,671	1,008	438	292	*	-	*
Birds	374,382	44,886	17,485	4,604	4,819	1,817	1,212	2,424
Hailstone	633,400	75,717	30,701	10,036	4,558	933	2,603	2,789
Pests	159,012	15,535	6,117	2,013	564	451	724	623
Weeds	1,182,295	184,197	70,332	30,143	16,949	5,069	6,075	6,539
Others	829,996	88,271	33,018	10,608	7,988	2,343	4,990	3,184

Table 3.3.1 Number of Holders reporting Damaged Crop Area in Hectare by Category of Crops and Cause of Damage

North Gondar

Cause of damage	Damaged crop area by crop category (HA)							
	Holders	All crops	Cereals	Pulses	Oilseeds	Vegetables	Root crops	Permanent
All damage	365,206	108,947	40,804	12,633	15,870	4,965	*	1,388
Crop disease	*	*	*	-	-	-	-	-
Frost or floods	85,505	17,049	3,149	1,287	4,802	1,446	*	*
Locust	17,492	2,101	969	*	*	*	*	*
Shortage of rain	19,128	687	242	86	*	-	-	*
Too much rain	70,690	4,924	1,703	*	606	*	*	*
Wild animals	16,281	951	*	*	*	-	-	-
Birds	95,198	13,645	4,504	1,180	1,531	*	*	*
Hailstone	96,970	15,213	7,473	1,272	1,401	*	*	*
Pests	25,294	2,019	667	*	*	*	*	*
Weeds	153,499	36,368	17,150	5,301	5,085	*	*	*
Others	151,883	15,918	4,725	2,213	1,862	829	*	*

Table 3.3.2 Number of Holders reporting Damaged Crop Area in Hectare by Category of Crops and Cause of Damage

South Gondar

Cause of damage	Damaged crop area by crop category (HA)							
	Holders	All crops	Cereals	Pulses	Oilseeds	Vegetables	Root crops	Permanent
All damage	325,959	87,452	35,998	12,915	5,892	474	5,784	*
Crop disease	-	-	-	-	-	-	-	-
Frost or floods	79,856	10,482	3,342	1,318	894	*	1,026	*
Locust	98,656	15,630	5,457	1,635	627	*	*	*
Shortage of rain	10,573	709	442	*	*	-	*	-
Too much rain	63,033	6,650	2,984	1,539	*	*	*	*
Wild animals	10,928	772	*	*	*	-	-	*
Birds	58,403	6,027	2,618	866	574	*	*	*
Hailstone	87,187	10,288	4,660	1,434	870	-	*	*
Pests	22,562	2,335	799	159	*	-	*	*
Weeds	135,143	22,529	10,226	4,365	1,421	*	*	*
Others	119,271	12,030	5,252	1,408	500	*	1,318	184

Table 3.3.3 Number of Holders reporting Damaged Crop Area in Hectare by Category of Crops and Cause of Damage

North Wolo

Cause of damage	Damaged crop area by crop category (HA)							
	Holders	All crops	Cereals	Pulses	Oilseeds	Vegetables	Root crops	Permanent
All damage	264,666	51,565	25,401	8,977	3,640	554	1,300	1,118
Crop disease	-	-	-	-	-	-	-	-
Frost or floods	36,525	2,147	842	508	*	-	*	-
Locust	21,915	3,903	*	*	*	*	-	*
Shortage of rain	13,927	582	*	106	*	-	*	-
Too much rain	78,809	4,992	2,282	1,074	*	*	*	*
Wild animals	9,999	235	*	*	*	-	-	*
Birds	27,654	3,673	1,807	523	*	-	*	*
Hailstone	84,884	8,528	5,158	1,392	213	*	*	326
Pests	7,496	624	*	*	-	-	-	*
Weeds	150,613	22,462	11,208	4,002	1,629	*	628	341
Others	52,620	4,419	1,775	743	510	*	*	*

Table 3.3.4 Number of Holders reporting Damaged Crop Area in Hectare by Category of Crops and Cause of Damage

South Wolo

Cause of damage	Damaged crop area by crop category (HA)							
	Holders	All crops	Cereals	Pulses	Oilseeds	Vegetables	Root crops	Permanent
All damage	409,191	67,493	22,415	12,231	3,503	1,610	963	1,840
Crop disease	*	*	*	-	-	-	-	-
Frost or floods	94,503	7,061	2,874	997	*	*	*	*
Locust	43,474	5,467	2,281	*	*	*	*	*
Shortage of rain	17,951	927	*	*	*	*	*	*
Too much rain	129,425	10,057	2,610	1,639	*	394	*	*
Wild animals	18,210	705	157	*	-	*	-	*
Birds	42,902	3,309	*	457	*	*	-	*
Hailstone	110,455	10,128	3,357	2,238	578	*	*	*
Pests	15,550	927	*	*	*	-	-	-
Weeds	199,233	23,617	7,752	4,683	*	748	*	966
Others	78,313	5,283	1,511	664	*	*	*	*

Table 3.3.5 Number of Holders reporting Damaged Crop Area in Hectare by Category of Crops and Cause of Damage

North Shewa

Cause of damage	Damaged crop area by crop category (HA)							
	Holders	All crops	Cereals	Pulses	Oilseeds	Vegetables	Root crops	Permanent
All damage	322,862	101,408	25,606	12,597	3,906	3,313	3,086	7,715
Crop disease	*	*	-	*	-	-	-	-
Frost or floods	74,108	10,370	2,132	1,577	*	*	271	888
Locust	59,635	8,157	1,590	*	*	*	*	*
Shortage of rain	21,500	2,259	723	*	*	*	*	*
Too much rain	128,912	15,105	3,559	2,489	617	228	*	*
Wild animals	3,380	*	*	-	-	-	-	*
Birds	37,262	6,553	2,067	*	*	*	*	*
Hailstone	66,328	7,142	1,214	952	*	*	*	364
Pests	19,197	*	*	*	*	*	*	*
Weeds	204,662	37,247	9,713	5,153	1,228	1,525	1,515	1,718
Others	113,480	12,367	4,065	1,067	*	*	247	1,329

Table 3.3.6 Number of Holders reporting Damaged Crop Area in Hectare by Category of Crops and Cause of Damage

East Gojjam

Cause of damage	Damaged crop area by crop category (HA)							
	Holders	All crops	Cereals	Pulses	Oilseeds	Vegetables	Root crops	Permanent
All damage	280,673	60,120	26,640	11,505	5,344	1,016	3,104	2,192
Crop disease	*	*	-	-	-	*	-	*
Frost or floods	63,285	6,742	2,855	1,858	*	*	155	*
Locust	37,140	*	*	*	*	*	*	*
Shortage of rain	9,837	*	*	*	-	-	-	*
Too much rain	29,879	*	*	*	*	-	*	-
Wild animals	8,419	622	247	*	*	-	-	*
Birds	33,980	2,801	1,772	403	*	*	*	*
Hailstone	52,214	4,691	2,431	674	*	*	*	301
Pests	28,715	2,621	1,500	405	*	-	*	-
Weeds	127,739	15,561	5,758	4,013	2,118	*	519	313
Others	118,749	14,625	7,360	1,852	1,502	*	833	*

Table 3.3.7 Number of Holders reporting Damaged Crop Area in Hectare by Category of Crops and Cause of Damage

West Gojjam

Cause of damage	Damaged crop area by crop category (HA)							
	Holders	All crops	Cereals	Pulses	Oilseeds	Vegetables	Root crops	Permanent
All damage	295,128	59,988	18,632	9,633	6,225	1,627	3,349	3,083
Crop disease	*	*	*	-	-	-	-	-
Frost or floods	60,118	7,082	2,334	1,589	*	*	*	*
Locust	56,412	9,701	2,467	*	*	*	*	*
Shortage of rain	4,225	*	*	*	-	-	*	-
Too much rain	50,365	2,558	820	546	250	*	*	219
Wild animals	4,549	181	*	*	*	-	-	-
Birds	48,134	4,897	1,137	*	1,075	*	*	*
Hailstone	60,014	5,247	1,590	1,260	*	*	258	353
Pests	26,109	3,131	1,530	518	*	*	*	*
Weeds	112,353	12,432	3,422	1,274	2,073	*	618	*
Others	115,516	14,515	5,160	2,160	1,273	*	1,204	877

Table 3.3.8 Number of Holders reporting Damaged Crop Area in Hectare by Category of Crops and Cause of Damage

Waghamera

Cause of damage	Damaged crop area by crop category (HA)							
	Holders	All crops	Cereals	Pulses	Oilseeds	Vegetables	Root crops	Permanent
All damage	66,570	22,802	8,643	3,275	1,999	*	*	362
Crop disease	*	*	*	-	-	-	-	-
Frost or floods	5,360	361	*	93	*	-	-	-
Locust	9,884	1,389	569	*	*	*	-	*
Shortage of rain	*	*	*	*	-	-	-	-
Too much rain	26,233	4,106	2,052	696	425	*	*	*
Wild animals	1,562	*	*	*	*	-	-	*
Birds	13,916	1,882	1,000	271	*	-	*	*
Hailstone	25,215	6,387	1,902	*	*	-	-	*
Pests	1,311	156	*	*	*	-	-	-
Weeds	32,146	5,122	2,268	1,001	*	*	*	112
Others	13,320	1,325	475	339	*	*	-	*

Table 3.3.9 Number of Holders reporting Damaged Crop Area in Hectare by Category of Crops and Cause of Damage

Awi

Cause of damage	Damaged crop area by crop category (HA)							
	Holders	All crops	Cereals	Pulses	Oilseeds	Vegetables	Root crops	Permanent
All damage	108,168	16,152	6,118	*	1,321	541	1,489	411
Crop disease	*	*	*	-	-	-	-	-
Frost or floods	11,014	808	241	*	*	*	*	-
Locust	19,066	1,779	*	*	*	-	259	*
Shortage of rain	*	*	*	-	-	-	*	-
Too much rain	29,012	1,467	518	*	*	*	*	*
Wild animals	*	*	*	-	-	-	-	-
Birds	11,249	1,397	609	*	*	*	*	*
Hailstone	9,223	553	270	*	*	-	*	-
Pests	10,644	1,516	587	*	-	*	*	*
Weeds	29,582	2,118	558	*	*	*	*	*
Others	54,830	6,415	2,391	*	563	178	722	*

Table 3.3.10 Number of Holders reporting Damaged Crop Area in Hectare by Category of Crops and Cause of Damage

Oromia Zone

Cause of damage	Damaged crop area by crop category (HA)							
	Holders	All crops	Cereals	Pulses	Oilseeds	Vegetables	Root crops	Permanent
All damage	68,617	18,241	6,006	667	2,476	1,109	*	1,962
Crop disease	-	-	-	-	-	-	-	-
Frost or floods	5,156	295	124	*	*	*	*	*
Locust	2,203	*	*	-	*	-	-	*
Shortage of rain	*	*	*	*	*	*	-	*
Too much rain	10,697	1,076	287	*	236	*	-	73
Wild animals	755	*	-	-	-	-	-	*
Birds	5,684	701	270	*	*	*	-	*
Hailstone	40,909	7,541	2,645	*	695	320	*	882
Pests	2,134	144	*	*	*	*	-	*
Weeds	37,324	6,741	2,278	229	701	*	*	797
Others	12,015	1,374	304	*	*	*	*	*

Table 3.4 Number of Holders reporting Damaged Crop Area in Hectare by Category of Crops and Cause of Damage

Oromia Region

Cause of damage	Damaged crop area by crop category (HA)							
	Holders	All crops	Cereals	Pulses	Oilseeds	Vegetables	Root crops	Permanent
All damage	3,524,826	773,742	232,015	55,538	51,116	13,945	14,154	62,136
Crop disease	*	*	*	*	21	-	-	*
Frost or floods	893,616	119,615	36,712	9,324	11,640	2,592	1,820	6,687
Locust	215,239	26,895	8,417	3,360	1,842	202	268	2,553
Shortage of rain	117,454	9,538	3,265	464	685	101	*	752
Too much rain	876,169	67,980	18,073	4,809	3,852	1,773	1,865	14,630
Wild animals	75,221	3,136	1,285	163	113	*	*	379
Birds	484,170	57,949	16,466	2,836	5,212	1,996	*	3,647
Hailstone	980,278	220,497	63,427	15,098	8,540	3,821	2,458	14,708
Pests	174,065	22,588	6,929	1,859	3,471	78	691	874
Weeds	891,857	98,390	25,841	7,881	4,978	1,946	2,390	7,282
Others	1,187,508	132,804	48,845	9,201	10,762	1,428	2,421	10,615

Table 3.4.1 Number of Holders reporting Damaged Crop Area in Hectare by Category of Crops and Cause of Damage

West Welega

Cause of damage	Damaged crop area by crop category (HA)							
	Holders	All crops	Cereals	Pulses	Oilseeds	Vegetables	Root crops	Permanent
All damage	301,863	49,044	11,088	2,538	3,853	901	895	10,451
Crop disease	-	-	-	-	-	-	-	-
Frost or floods	99,943	7,018	1,833	799	594	206	186	1,438
Locust	17,312	2,031	224	*	168	104	*	873
Shortage of rain	13,990	613	55	11	30	71	35	281
Too much rain	118,988	12,968	2,701	848	1,209	282	170	3,481
Wild animals	2,878	476	361	46	-	-	-	39
Birds	33,044	2,813	661	115	94	47	26	772
Hailstone	32,308	3,556	1,311	108	98	*	22	571
Pests	9,463	799	235	20	37	*	23	36
Weeds	87,564	9,253	1,676	115	688	90	221	1,163
Others	113,939	9,519	2,033	400	935	95	171	1,798

Table 3.4.2 Number of Holders reporting Damaged Crop Area in Hectare by Category of Crops and Cause of Damage

East Welega

Cause of damage	Damaged crop area by crop category (HA)							
	Holders	All crops	Cereals	Pulses	Oilseeds	Vegetables	Root crops	Permanent
All damage	240,573	61,752	16,823	3,469	10,979	2,160	880	3,432
Crop disease	612	61	*	-	20	-	-	-
Frost or floods	43,075	4,851	1,277	246	1,130	664	50	136
Locust	36,206	5,101	1,405	1,194	1,056	16	71	110
Shortage of rain	5,967	366	105	*	140	13	7	-
Too much rain	55,441	5,045	920	87	916	155	*	989
Wild animals	5,823	285	134	63	38	-	-	-
Birds	41,667	6,183	1,759	143	1,479	751	225	185
Hailstone	29,821	11,675	1,554	23	80	87	19	1,017
Pests	23,354	5,656	1,520	128	1,897	30	66	22
Weeds	41,022	3,908	1,454	58	1,116	111	86	339
Others	125,825	18,622	6,691	1,526	3,107	333	320	633

Table 3.4.3 Number of Holders reporting Damaged Crop Area in Hectare by Category of Crops and Cause of Damage

Illubabor

Cause of damage	Damaged crop area by crop category (HA)							
	Holders	All crops	Cereals	Pulses	Oilseeds	Vegetables	Root crops	Permanent
All damage	203,201	42,854	13,445	2,262	2,409	586	1,086	7,386
Crop disease	2,258	253	94	-	-	-	-	-
Frost or floods	57,849	6,239	1,961	348	562	112	167	994
Locust	13,503	1,589	240	35	195	*	*	271
Shortage of rain	1,918	297	69	*	71	*	*	*
Too much rain	90,262	8,675	2,315	433	244	176	141	3,049
Wild animals	2,467	129	100	*	*	-	25	1
Birds	30,663	2,969	980	106	493	*	41	587
Hailstone	44,723	9,555	2,962	150	139	49	94	246
Pests	7,076	941	224	330	98	*	-	70
Weeds	21,685	1,959	410	147	121	74	214	101
Others	86,260	10,248	4,090	697	483	154	378	2,056

Table 3.4.4 Number of Holders reporting Damaged Crop Area in Hectare by Category of Crops and Cause of Damage

Jimma

Cause of damage	Damaged crop area by crop category (HA)							
	Holders	All crops	Cereals	Pulses	Oilseeds	Vegetables	Root crops	Permanent
All damage	378,589	59,943	25,213	3,818	5,123	*	758	8,193
Crop disease	-	-	-	-	-	-	-	-
Frost or floods	144,998	12,478	5,397	866	*	*	*	2,435
Locust	*	*	*	*	*	-	-	-
Shortage of rain	14,935	*	*	*	*	-	*	*
Too much rain	170,262	10,177	3,442	644	*	*	*	1,628
Wild animals	20,725	375	240	*	*	-	*	*
Birds	97,061	7,106	2,498	560	841	*	*	1,077
Hailstone	26,860	2,028	1,164	*	*	*	*	*
Pests	19,096	1,663	1,117	-	*	-	*	*
Weeds	66,553	3,053	1,625	*	525	-	*	*
Others	165,227	17,650	7,430	791	2,245	*	234	2,354

Table 3.4.5 Number of Holders reporting Damaged Crop Area in Hectare by Category of Crops and Cause of Damage

West Shewa

Cause of damage	Damaged crop area by crop category (HA)							
	Holders	All crops	Cereals	Pulses	Oilseeds	Vegetables	Root crops	Permanent
All damage	306,420	63,813	19,680	4,593	3,486	*	898	1,074
Crop disease	*	*	*	-	*	-	-	-
Frost or floods	90,292	14,699	3,517	1,703	*	213	*	*
Locust	25,424	2,189	944	*	*	*	*	*
Shortage of rain	18,474	1,394	789	*	*	*	*	*
Too much rain	47,431	2,664	839	*	*	*	*	*
Wild animals	4,360	*	*	*	*	-	-	-
Birds	63,760	7,304	1,692	*	395	*	*	*
Hailstone	52,674	*	*	*	*	*	*	*
Pests	23,185	3,335	1,211	*	*	*	*	*
Weeds	54,408	5,186	1,089	189	541	*	*	*
Others	136,514	16,583	6,176	1,391	1,259	*	*	*

Table 3.4.6 Number of Holders reporting Damaged Crop Area in Hectare by Category of Crops and Cause of Damage

North Shewa

Cause of damage	Damaged crop area by crop category (HA)							
	Holders	All crops	Cereals	Pulses	Oilseeds	Vegetables	Root crops	Permanent
All damage	217,230	50,610	13,611	2,981	1,328	*	*	*
Crop disease	*	*	*	*	-	-	-	-
Frost or floods	46,867	4,964	1,291	*	453	*	*	-
Locust	6,480	*	*	*	-	*	-	-
Shortage of rain	18,425	*	*	*	*	*	*	*
Too much rain	21,088	1,134	274	*	*	-	*	-
Wild animals	3,113	*	*	-	-	-	-	-
Birds	35,873	4,809	1,648	*	*	*	*	*
Hailstone	49,308	*	1,186	*	*	*	-	*
Pests	7,588	884	*	*	*	-	-	-
Weeds	65,042	8,819	2,624	865	186	-	*	*
Others	77,215	9,347	2,952	517	265	*	*	-

Table 3.4.7 Number of Holders reporting Damaged Crop Area in Hectare by Category of Crops and Cause of Damage

East Shewa

Cause of damage	Damaged crop area by crop category (HA)							
	Holders	All crops	Cereals	Pulses	Oilseeds	Vegetables	Root crops	Permanent
All damage	263,605	71,843	33,370	12,311	460	2,072	976	*
Crop disease	*	*	-	*	-	-	-	-
Frost or floods	30,595	3,779	1,910	897	-	*	*	*
Locust	*	*	*	*	-	-	*	-
Shortage of rain	2,614	*	*	*	-	-	-	-
Too much rain	27,282	2,538	1,121	*	-	*	*	*
Wild animals	*	*	*	*	-	-	-	-
Birds	15,487	1,510	894	*	-	-	*	*
Hailstone	121,926	37,731	17,551	4,032	*	1,642	*	*
Pests	24,588	2,809	1,032	620	*	-	*	*
Weeds	68,058	12,106	5,289	3,867	-	*	*	*
Others	66,729	9,367	4,557	1,669	*	*	*	*

Table 3.4.8 Number of Holders reporting Damaged Crop Area in Hectare by Category of Crops and Cause of Damage

Arsi

Cause of damage	Damaged crop area by crop category (HA)							
	Holders	All crops	Cereals	Pulses	Oilseeds	Vegetables	Root crops	Permanent
All damage	409,426	115,274	39,956	11,037	14,050	2,016	2,163	*
Crop disease	-	-	-	-	-	-	-	-
Frost or floods	149,766	31,477	9,081	1,544	6,157	*	*	*
Locust	33,078	3,395	1,379	*	*	*	*	*
Shortage of rain	9,844	*	*	*	*	-	*	*
Too much rain	35,625	3,694	1,042	*	*	*	*	*
Wild animals	3,936	*	*	-	-	-	-	*
Birds	30,714	3,165	678	*	*	-	*	-
Hailstone	153,275	47,405	17,180	6,214	5,003	*	*	*
Pests	22,861	1,849	856	*	*	-	-	*
Weeds	97,045	9,365	3,239	861	1,034	*	*	*
Others	117,191	13,441	6,125	*	1,133	*	*	567

Table 3.4.9 Number of Holders reporting Damaged Crop Area in Hectare by Category of Crops and Cause of Damage

West Harerge

Cause of damage	Damaged crop area by crop category (HA)							
	Holders	All crops	Cereals	Pulses	Oilseeds	Vegetables	Root crops	Permanent
All damage	270,878	65,783	8,904	2,077	800	*	1,832	10,634
Crop disease	*	*	-	-	-	-	-	*
Frost or floods	30,963	1,827	523	59	-	*	*	234
Locust	19,881	1,397	220	*	-	*	*	*
Shortage of rain	*	*	*	*	*	*	-	*
Too much rain	89,169	6,384	1,393	*	*	*	*	1,427
Wild animals	5,779	364	*	-	-	-	*	*
Birds	15,728	1,281	*	*	*	-	-	*
Hailstone	142,440	25,268	3,276	807	*	*	*	3,835
Pests	6,196	567	*	*	-	-	*	*
Weeds	144,743	24,955	2,675	*	*	*	*	2,751
Others	47,637	3,545	474	*	*	-	*	1,122

Table 3.4.10 Number of Holders reporting Damaged Crop Area in Hectare by Category of Crops and Cause of Damage

East Harerge

Cause of damage	Damaged crop area by crop category (HA)							
	Holders	All crops	Cereals	Pulses	Oilseeds	Vegetables	Root crops	Permanent
All damage	376,884	68,109	16,604	2,221	*	*	3,092	6,475
Crop disease	*	*	*	-	-	-	-	-
Frost or floods	44,261	4,131	*	135	*	-	180	133
Locust	32,057	2,716	*	-	*	*	*	288
Shortage of rain	13,488	582	219	*	*	-	-	*
Too much rain	123,154	7,163	2,736	345	*	*	426	1,153
Wild animals	14,182	*	*	*	*	-	*	*
Birds	28,931	*	*	-	*	-	*	*
Hailstone	189,970	26,610	5,568	*	*	*	951	2,476
Pests	5,789	138	*	-	-	-	*	*
Weeds	140,418	12,821	3,028	213	*	*	396	1,174
Others	96,238	6,082	1,895	*	*	*	208	1,011

Table 3.4.11 Number of Holders reporting Damaged Crop Area in Hectare by Category of Crops and Cause of Damage

Bale

Cause of damage	Damaged crop area by crop category (HA)							
	Holders	All crops	Cereals	Pulses	Oilseeds	Vegetables	Root crops	Permanent
All damage	224,520	68,830	18,376	1,466	5,313	1,514	746	666
Crop disease	-	-	-	-	-	-	-	-
Frost or floods	82,201	20,181	5,784	965	1,855	265	65	14
Locust	1,805	47	-	-	-	-	-	-
Shortage of rain	1,084	26	-	-	-	-	-	-
Too much rain	13,830	2,081	382	-	-	*	570	-
Wild animals	5,026	30	2	21	-	-	-	-
Birds	43,491	8,502	2,816	153	1,129	644	-	-
Hailstone	67,256	24,637	6,172	108	273	257	48	560
Pests	14,728	2,973	102	50	1,013	*	-	-
Weeds	26,371	1,630	380	80	183	194	63	-
Others	59,950	8,722	2,739	88	*	109	*	92

Table 3.4.12 Number of Holders reporting Damaged Crop Area in Hectare by Category of Crops and Cause of Damage

Borena

Cause of damage	Damaged crop area by crop category (HA)							
	Holders	All crops	Cereals	Pulses	Oilseeds	Vegetables	Root crops	Permanent
All damage	79,442	11,993	1,522	*	-	75	*	1,843
Crop disease	-	-	-	-	-	-	-	-
Frost or floods	7,953	*	*	*	-	*	-	206
Locust	*	*	*	-	-	-	-	-
Shortage of rain	*	*	-	*	-	-	-	*
Too much rain	25,329	1,315	222	41	-	*	*	771
Wild animals	*	*	-	-	-	*	-	*
Birds	3,853	156	*	-	-	-	*	*
Hailstone	33,770	8,814	*	*	-	*	-	*
Pests	*	*	-	*	-	*	-	*
Weeds	16,633	365	*	*	-	*	*	*
Others	12,187	487	*	*	-	*	-	*

Table 3.4.13 Number of Holders reporting Damaged Crop Area in Hectare by Category of Crops and Cause of Damage

South West Shewa

Cause of damage	Damaged crop area by crop category (HA)							
	Holders	All crops	Cereals	Pulses	Oilseeds	Vegetables	Root crops	Permanent
All damage	147,350	33,017	9,328	4,648	*	*	498	*
Crop disease	*	*	-	*	-	-	-	-
Frost or floods	44,189	6,215	1,568	1,169	*	*	*	*
Locust	8,486	*	*	*	*	-	-	-
Shortage of rain	10,963	*	171	*	-	-	*	*
Too much rain	22,381	1,132	315	*	*	*	*	*
Wild animals	1,908	*	*	*	-	-	*	*
Birds	29,616	3,837	1,610	708	*	-	*	*
Hailstone	25,101	2,975	*	299	*	*	*	*
Pests	7,836	857	*	255	*	-	-	*
Weeds	37,739	3,554	1,669	474	*	*	*	*
Others	49,286	6,067	2,341	507	*	*	269	*

Table 3.4.14 Number of Holders reporting Damaged Crop Area in Hectare by Category of Crops and Cause of Damage

Guji

Cause of damage	Damaged crop area by crop category (HA)							
	Holders	All crops	Cereals	Pulses	Oilseeds	Vegetables	Root crops	Permanent
All damage	104,846	10,877	4,094	545	*	580	*	3,054
Crop disease	-	-	-	-	-	-	-	-
Frost or floods	20,665	1,033	515	*	-	*	-	191
Locust	*	*	*	-	-	-	-	-
Shortage of rain	1,647	*	*	*	*	-	-	*
Too much rain	35,928	3,011	371	*	-	*	*	1,394
Wild animals	*	*	*	-	-	-	-	*
Birds	14,281	1,331	*	*	*	*	*	145
Hailstone	*	*	*	*	-	*	*	*
Pests	*	*	*	-	-	-	-	-
Weeds	24,577	1,416	600	*	-	*	*	383
Others	33,310	3,123	1,281	*	-	*	-	556

Table 3.5 Number of Holders reporting Damaged Crop Area in Hectare by Category of Crops and Cause of Damage

Somalie

Cause of damage	Damaged crop area by crop category (HA)							
	Holders	All crops	Cereals	Pulses	Oilseeds	Vegetables	Root crops	Permanent
All damage	75,912	33,740	6,410	800	*	*	*	574
Crop disease	-	-	-	-	-	-	-	-
Frost or floods	*	*	*	*	-	-	-	*
Locust	*	*	-	-	-	-	-	-
Shortage of rain	*	*	-	-	-	-	-	-
Too much rain	1,017	58	*	-	-	-	*	1
Wild animals	*	*	*	*	-	-	-	*
Birds	*	*	*	-	-	-	-	-
Hailstone	55,930	26,592	4,786	721	*	-	*	*
Pests	*	*	*	-	-	-	-	*
Weeds	21,916	4,575	1,368	*	*	*	10	*
Others	3,482	386	*	*	-	-	-	*

Table 3.5.1 Number of Holders reporting Damaged Crop Area in Hectare by Category of Crops and Cause of Damage

Shinlele

Cause of damage	Damaged crop area by crop category (HA)							
	Holders	All crops	Cereals	Pulses	Oilseeds	Vegetables	Root crops	Permanent
All damage	3,118	438	22	-	-	*	12	19
Crop disease	-	-	-	-	-	-	-	-
Frost or floods	168	18	-	-	-	-	-	-
Locust	-	-	-	-	-	-	-	-
Shortage of rain	*	*	-	-	-	-	-	-
Too much rain	574	27	*	-	-	-	*	*
Wild animals	94	*	*	-	-	-	-	*
Birds	*	*	-	-	-	-	-	-
Hailstone	1,537	130	7	-	-	-	3	*
Pests	*	*	*	-	-	-	-	-
Weeds	2,036	244	13	-	-	*	*	8
Others	167	9	-	-	-	-	-	*

Table 3.5.2 Number of Holders reporting Damaged Crop Area in Hectare by Category of Crops and Cause of Damage

Jijiga

Cause of damage	Damaged crop area by crop category (HA)							
	Holders	All crops	Cereals	Pulses	Oilseeds	Vegetables	Root crops	Permanent
All damage	66,661	30,805	5,490	*	*	-	*	*
Crop disease	-	-	-	-	-	-	-	-
Frost or floods	*	*	*	-	-	-	-	-
Locust	*	*	-	-	-	-	-	-
Shortage of rain	-	-	-	-	-	-	-	-
Too much rain	*	*	*	-	-	-	-	-
Wild animals	*	*	*	-	-	-	-	*
Birds	*	*	*	-	-	-	-	-
Hailstone	49,741	24,188	3,933	*	*	-	*	*
Pests	*	*	*	-	-	-	-	-
Weeds	19,652	4,322	1,354	*	*	-	*	*
Others	*	237	*	-	-	-	-	*

Table 3.5.3 Number of Holders reporting Damaged Crop Area in Hectare by Category of Crops and Cause of Damage

Liben

Cause of damage	Damaged crop area by crop category (HA)							
	Holders	All crops	Cereals	Pulses	Oilseeds	Vegetables	Root crops	Permanent
All damage	6,134	2,496	*	521	-	-	-	*
Crop disease	-	-	-	-	-	-	-	-
Frost or floods	*	*	*	*	-	-	-	*
Locust	-	-	-	-	-	-	-	-
Shortage of rain	-	-	-	-	-	-	-	-
Too much rain	*	*	-	-	-	-	-	*
Wild animals	*	*	-	*	-	-	-	-
Birds	-	-	-	-	-	-	-	-
Hailstone	4,652	2,274	*	453	-	-	-	*
Pests	*	*	-	-	-	-	-	*
Weeds	*	*	-	*	-	-	-	*
Others	*	*	*	*	-	-	-	-

Table 3.6 Number of Holders reporting Damaged Crop Area in Hectare by Category of Crops and Cause of Damage
Benishangul – Gumuz Region

Cause of damage	Damaged crop area by crop category (HA)							
	Holders	All crops	Cereals	Pulses	Oilseeds	Vegetables	Root crops	Permanent
All damage	101,861	20,339	5,776	1,340	4,148	1,020	542	2,455
Crop disease	*	*	-	-	*	*	-	-
Frost or floods	25,343	2,511	673	163	637	*	38	329
Locust	11,240	1,453	*	106	351	*	*	78
Shortage of rain	3,425	80	16	*	*	1	*	36
Too much rain	14,754	990	123	137	247	*	38	103
Wild animals	2,152	96	1	*	*	3	-	27
Birds	42,589	7,196	2,457	343	1,321	311	*	894
Hailstone	5,653	578	157	*	74	*	16	146
Pests	4,811	476	114	*	78	*	*	56
Weeds	26,313	3,008	984	161	489	105	63	411
Others	36,971	3,907	1,059	388	885	285	74	374

Table 3.6.1 Number of Holders reporting Damaged Crop Area in Hectare by Category of Crops and Cause of Damage
Metekel

Cause of damage	Damaged crop area by crop category (HA)							
	Holders	All crops	Cereals	Pulses	Oilseeds	Vegetables	Root crops	Permanent
All damage	30,993	6,692	1,616	563	1,307	726	*	420
Crop disease	-	-	-	-	-	-	-	-
Frost or floods	3,737	*	*	*	*	*	*	*
Locust	5,444	913	*	*	*	*	*	*
Shortage of rain	1,041	*	-	*	*	-	*	*
Too much rain	*	*	*	*	-	*	-	*
Wild animals	*	*	-	*	*	-	-	-
Birds	10,836	2,269	*	*	295	195	*	*
Hailstone	*	*	*	-	-	-	-	-
Pests	1,615	258	*	-	*	*	*	*
Weeds	4,933	668	*	59	*	*	*	*
Others	14,032	1,783	334	*	386	*	*	179

Table 3.6.2 Number of Holders reporting Damaged Crop Area in Hectare by Category of Crops and Cause of Damage
Asosa

Cause of damage	Damaged crop area by crop category (HA)							
	Holders	All crops	Cereals	Pulses	Oilseeds	Vegetables	Root crops	Permanent
All damage	53,640	9,024	2,227	504	1,781	161	241	1,796
Crop disease	-	-	-	-	-	-	-	-
Frost or floods	16,443	1,181	316	97	267	*	29	238
Locust	5,015	466	13	34	136	-	70	63
Shortage of rain	2,325	51	13	-	*	1	-	32
Too much rain	10,596	631	61	129	170	8	17	93
Wild animals	1,504	44	1	3	10	3	-	27
Birds	22,847	2,900	671	57	641	98	25	681
Hailstone	4,638	497	155	5	54	-	16	146
Pests	2,169	127	50	4	38	-	4	3
Weeds	18,979	1,951	656	95	259	41	52	336
Others	17,331	1,176	290	80	206	10	27	177

Table 3.6.3 Number of Holders reporting Damaged Crop Area in Hectare by Category of Crops and Cause of Damage

Kemashi

Cause of damage	Damaged crop area by crop category (HA)							
	Holders	All crops	Cereals	Pulses	Oilseeds	Vegetables	Root crops	Permanent
All damage	17,228	4,623	1,932	273	1,060	133	78	239
Crop disease	*	*	-	-	*	*	-	-
Frost or floods	5,163	688	260	*	160	*	*	*
Locust	*	*	*	*	*	*	-	-
Shortage of rain	*	*	*	-	-	-	-	-
Too much rain	2,314	284	*	*	77	*	*	-
Wild animals	*	*	-	-	-	-	-	-
Birds	8,906	2,026	966	156	386	*	*	150
Hailstone	636	75	*	*	*	*	-	-
Pests	1,027	91	*	*	*	*	*	*
Weeds	2,401	390	168	*	*	*	*	*
Others	5,608	948	435	*	292	*	*	*

Table 3.7 Number of Holders reporting Damaged Crop Area in Hectare by Category of Crops and Cause of Damage

S.N.N.P. Region

Cause of damage	Damaged crop area by crop category (HA)							
	Holders	All crops	Cereals	Pulses	Oilseeds	Vegetables	Root crops	Permanent
All damage	1,748,111	175,096	63,873	13,826	1,805	5,705	6,222	21,989
Crop disease	1,286	71	*	*	*	*	*	3
Frost or floods	511,326	36,671	13,795	2,904	*	1,596	1,045	3,429
Locust	76,493	5,193	1,499	687	*	111	160	*
Shortage of rain	76,697	3,035	584	159	*	*	181	596
Too much rain	644,174	22,970	5,179	1,309	156	981	1,184	6,405
Wild animals	39,620	1,173	430	59	*	*	117	89
Birds	187,112	9,891	3,786	1,050	*	192	395	1,099
Hailstone	328,333	34,525	13,347	3,476	*	1,196	1,409	2,263
Pests	119,927	9,495	3,937	677	*	285	244	445
Weeds	328,936	10,882	3,490	883	105	291	519	1,480
Others	656,936	41,191	17,800	2,616	550	942	968	5,053

Table 3.7.1 Number of Holders reporting Damaged Crop Area in Hectare by Category of Crops and Cause of Damage

Gurage

Cause of damage	Damaged crop area by crop category (HA)							
	Holders	All crops	Cereals	Pulses	Oilseeds	Vegetables	Root crops	Permanent
All damage	215,520	18,964	8,300	1,065	*	*	*	1,473
Crop disease	-	-	-	-	-	-	-	-
Frost or floods	102,972	6,744	2,479	*	*	*	*	749
Locust	5,908	*	*	-	*	-	-	*
Shortage of rain	*	*	*	-	-	-	*	*
Too much rain	97,973	3,297	1,212	61	*	*	-	248
Wild animals	5,447	69	*	*	-	*	-	*
Birds	34,429	1,226	574	*	*	*	-	*
Hailstone	18,419	1,025	*	*	-	*	-	*
Pests	11,264	794	542	*	-	*	-	*
Weeds	54,501	1,421	594	*	*	*	*	*
Others	99,309	4,036	2,084	226	*	*	*	237

Table 3.7.2 Number of Holders reporting Damaged Crop Area in Hectare by Category of Crops and Cause of Damage

Hadiya

Cause of damage	Damaged crop area by crop category (HA)							
	Holders	All crops	Cereals	Pulses	Oilseeds	Vegetables	Root crops	Permanent
All damage	166,240	20,814	9,307	956	*	644	443	2,099
Crop disease	-	-	-	-	-	-	-	-
Frost or floods	49,310	3,270	998	88	*	*	*	*
Locust	13,373	*	*	*	*	*	*	*
Shortage of rain	21,925	794	245	-	-	*	*	*
Too much rain	36,998	848	278	67	*	*	*	92
Wild animals	4,326	52	*	-	-	-	-	*
Birds	15,955	440	182	*	*	-	*	*
Hailstone	25,740	2,385	1,252	*	*	*	-	*
Pests	26,326	3,117	1,551	*	*	*	*	*
Weeds	33,223	1,235	745	*	*	*	*	*
Others	96,972	7,093	3,346	337	*	*	*	640

Table 3.7.3 Number of Holders reporting Damaged Crop Area in Hectare by Category of Crops and Cause of Damage

Kembata - Tembaro

Cause of damage	Damaged crop area by crop category (HA)							
	Holders	All crops	Cereals	Pulses	Oilseeds	Vegetables	Root crops	Permanent
All damage	76,107	4,089	1,110	238	-	106	274	507
Crop disease	-	-	-	-	-	-	-	-
Frost or floods	18,060	656	167	*	-	*	79	37
Locust	2,097	*	*	-	-	*	*	*
Shortage of rain	18,554	521	57	*	-	*	22	*
Too much rain	24,216	382	68	*	-	*	36	88
Wild animals	3,577	79	*	*	-	-	*	-
Birds	2,750	*	*	*	-	*	*	*
Hailstone	3,475	*	*	-	-	-	*	*
Pests	5,282	270	97	*	-	-	*	*
Weeds	4,859	*	*	*	-	*	*	*
Others	37,929	1,798	625	*	-	*	*	172

Table 3.7.4 Number of Holders reporting Damaged Crop Area in Hectare by Category of Crops and Cause of Damage

Sidama

Cause of damage	Damaged crop area by crop category (HA)							
	Holders	All crops	Cereals	Pulses	Oilseeds	Vegetables	Root crops	Permanent
All damage	305,812	20,181	6,873	2,189	*	468	*	5,335
Crop disease	-	-	-	-	-	-	-	-
Frost or floods	32,918	2,014	*	*	-	*	*	162
Locust	32,048	1,859	*	*	-	*	-	*
Shortage of rain	*	*	*	*	-	-	-	*
Too much rain	98,007	2,620	204	*	-	*	*	1,521
Wild animals	*	*	*	-	-	-	-	-
Birds	17,039	758	*	*	-	*	*	*
Hailstone	38,973	*	*	*	*	-	*	382
Pests	11,267	*	*	*	-	*	*	*
Weeds	47,851	1,124	182	207	-	*	*	282
Others	127,937	8,054	3,478	398	-	267	*	1,918

Table 3.7.5 Number of Holders reporting Damaged Crop Area in Hectare by Category of Crops and Cause of Damage

Gedio

Cause of damage	Damaged crop area by crop category (HA)							
	Holders	All crops	Cereals	Pulses	Oilseeds	Vegetables	Root crops	Permanent
All damage	102,027	6,843	915	161	-	*	252	3,312
Crop disease	-	-	-	-	-	-	-	-
Frost or floods	13,276	832	*	*	-	*	-	241
Locust	*	*	-	-	-	-	-	*
Shortage of rain	*	*	*	*	-	-	*	*
Too much rain	66,803	2,911	*	*	-	*	84	1,911
Wild animals	*	*	*	*	-	-	-	-
Birds	1,841	*	*	*	-	-	-	*
Hailstone	6,504	245	*	*	-	-	-	115
Pests	2,803	*	*	-	-	-	*	*
Weeds	29,575	767	*	-	-	*	*	360
Others	19,479	772	*	*	-	*	*	340

Table 3.7.6 Number of Holders reporting Damaged Crop Area in Hectare by Category of Crops and Cause of Damage

Wolayita

Cause of damage	Damaged crop area by crop category (HA)							
	Holders	All crops	Cereals	Pulses	Oilseeds	Vegetables	Root crops	Permanent
All damage	161,986	12,297	1,893	834	-	98	825	982
Crop disease	-	-	-	-	-	-	-	-
Frost or floods	56,957	3,200	739	110	-	35	149	133
Locust	9,627	609	35	150	-	14	139	22
Shortage of rain	11,860	316	30	73	-	-	13	60
Too much rain	51,761	1,113	78	27	-	9	147	179
Wild animals	6,620	235	53	-	-	-	7	41
Birds	16,015	501	46	33	-	18	42	9
Hailstone	29,482	1,985	354	156	-	17	192	124
Pests	24,707	1,722	41	199	-	-	56	83
Weeds	30,606	891	177	12	-	5	32	140
Others	40,766	1,725	340	74	-	-	51	192

Table 3.7.7 Number of Holders reporting Damaged Crop Area in Hectare by Category of Crops and Cause of Damage

South Omo

Cause of damage	Damaged crop area by crop category (HA)							
	Holders	All crops	Cereals	Pulses	Oilseeds	Vegetables	Root crops	Permanent
All damage	53,840	7,342	1,644	*	*	*	133	396
Crop disease	*	*	*	-	*	-	*	-
Frost or floods	15,948	408	121	80	*	*	40	28
Locust	*	*	-	-	-	-	-	*
Shortage of rain	*	*	*	-	-	*	-	*
Too much rain	19,693	984	205	*	*	*	*	102
Wild animals	998	*	*	*	*	-	*	*
Birds	5,281	*	110	*	-	-	*	*
Hailstone	17,320	3,790	718	*	*	-	*	*
Pests	-	-	-	-	-	-	-	-
Weeds	10,590	495	204	*	*	-	*	*
Others	8,663	428	*	*	*	*	*	*

Table 3.7.8 Number of Holders reporting Damaged Crop Area in Hectare by Category of Crops and Cause of Damage

Sheka

Cause of damage	Damaged crop area by crop category (HA)							
	Holders	All crops	Cereals	Pulses	Oilseeds	Vegetables	Root crops	Permanent
All damage	18,111	1,532	329	161	-	*	74	378
Crop disease	-	-	-	-	-	-	-	-
Frost or floods	6,500	595	*	*	-	*	*	64
Locust	*	*	*	-	-	*	-	-
Shortage of rain	-	-	-	-	-	-	-	-
Too much rain	11,689	599	140	35	-	*	*	267
Wild animals	*	*	*	*	-	-	*	*
Birds	1,498	40	*	*	-	*	*	*
Hailstone	514	16	*	*	-	*	-	-
Pests	*	*	*	-	-	-	-	*
Weeds	1,609	15	*	*	-	*	*	*
Others	3,485	170	*	*	-	*	*	*

Table 3.7.9 Number of Holders reporting Damaged Crop Area in Hectare by Category of Crops and Cause of Damage

Keffa

Cause of damage	Damaged crop area by crop category (HA)							
	Holders	All crops	Cereals	Pulses	Oilseeds	Vegetables	Root crops	Permanent
All damage	121,899	18,136	7,039	2,591	*	*	656	2,392
Crop disease	*	*	-	-	-	-	-	-
Frost or floods	61,791	5,243	1,727	889	*	*	*	651
Locust	1,946	*	*	*	-	-	-	*
Shortage of rain	*	*	*	*	*	*	*	*
Too much rain	57,766	2,625	911	427	*	*	*	458
Wild animals	1,286	*	*	*	-	-	-	-
Birds	31,741	2,746	1,448	478	-	*	*	280
Hailstone	12,178	1,036	378	25	-	*	*	154
Pests	*	*	*	-	-	-	*	-
Weeds	18,351	778	309	*	*	*	*	*
Others	48,510	5,300	2,018	602	*	*	*	697

Table 3.7.10 Number of Holders reporting Damaged Crop Area in Hectare by Category of Crops and Cause of Damage

Gamo Gofa

Cause of damage	Damaged crop area by crop category (HA)							
	Holders	All crops	Cereals	Pulses	Oilseeds	Vegetables	Root crops	Permanent
All damage	169,705	15,624	4,493	340	*	50	1,576	2,384
Crop disease	7	*	*	-	-	-	-	-
Frost or floods	61,994	3,220	1,054	84	-	41	273	330
Locust	322	3	*	*	-	-	-	-
Shortage of rain	309	3	-	3	-	-	-	-
Too much rain	55,657	2,963	491	23	-	5	461	974
Wild animals	4,465	241	83	-	-	-	65	-
Birds	14,106	656	240	-	-	-	72	104
Hailstone	54,280	5,309	1,578	168	*	*	522	603
Pests	4,631	225	6	*	-	-	-	93
Weeds	30,240	646	127	4	-	2	48	49
Others	45,400	2,357	912	53	-	2	135	232

Table 3.7.11 Number of Holders reporting Damaged Crop Area in Hectare by Category of Crops and Cause of Damage

Bench - Maji

Cause of damage	Damaged crop area by crop category (HA)							
	Holders	All crops	Cereals	Pulses	Oilseeds	Vegetables	Root crops	Permanent
All damage	56,177	3,816	1,330	331	24	109	195	617
Crop disease	-	-	-	-	-	-	-	-
Frost or floods	8,120	443	130	89	-	59	15	66
Locust	202	15	15	-	-	-	-	-
Shortage of rain	986	21	11	8	-	-	*	-
Too much rain	24,126	699	260	39	-	19	48	92
Wild animals	791	36	14	-	-	-	11	-
Birds	12,215	368	141	24	-	5	22	50
Hailstone	5,442	307	112	27	*	-	2	75
Pests	1,190	61	-	20	-	-	-	3
Weeds	11,164	659	198	35	23	19	*	166
Others	16,977	1,207	448	88	-	7	98	167

Table 3.7.12 Number of Holders reporting Damaged Crop Area in Hectare by Category of Crops and Cause of Damage

Yem Special Wereda

Cause of damage	Damaged crop area by crop category (HA)							
	Holders	All crops	Cereals	Pulses	Oilseeds	Vegetables	Root crops	Permanent
All damage	11,036	1,243	687	175	29	*	41	76
Crop disease	-	-	-	-	-	-	-	-
Frost or floods	3,835	256	124	42	*	*	*	*
Locust	*	*	*	*	*	-	-	-
Shortage of rain	*	*	*	-	-	-	-	-
Too much rain	6,405	262	149	47	*	*	*	20
Wild animals	444	*	*	*	*	-	*	*
Birds	1,473	59	37	*	*	-	*	*
Hailstone	793	40	35	-	-	-	*	*
Pests	534	*	*	*	-	-	-	*
Weeds	1,776	54	27	-	*	-	*	*
Others	6,242	490	286	70	14	*	16	12

Table 3.7.13 Number of Holders reporting Damaged Crop Area in Hectare by Category of Crops and Cause of Damage

Amaro Special Wereda

Cause of damage	Damaged crop area by crop category (HA)							
	Holders	All crops	Cereals	Pulses	Oilseeds	Vegetables	Root crops	Permanent
All damage	15,102	1,635	246	238	13	27	319	208
Crop disease	157	4	-	-	-	-	-	*
Frost or floods	2,122	88	18	*	*	*	-	16
Locust	204	9	-	-	-	*	-	-
Shortage of rain	*	*	-	-	-	-	-	-
Too much rain	7,652	368	74	38	-	-	5	75
Wild animals	106	9	-	-	-	-	*	-
Birds	2,401	68	5	7	-	3	11	16
Hailstone	5,632	687	106	106	-	*	167	93
Pests	1,108	43	23	5	-	2	-	*
Weeds	2,093	312	9	48	13	*	136	*
Others	1,194	47	11	23	-	*	*	3

Table 3.7.14 Number of Holders reporting Damaged Crop Area in Hectare by Category of Crops and Cause of Damage

Burji Special Wereda

Cause of damage	Damaged crop area by crop category (HA)							
	Holders	All crops	Cereals	Pulses	Oilseeds	Vegetables	Root crops	Permanent
All damage	5,760	900	228	214	-	*	-	10
Crop disease	*	*	*	*	-	-	-	-
Frost or floods	732	39	*	14	-	-	-	*
Locust	*	*	*	*	-	-	-	-
Shortage of rain	-	-	-	-	-	-	-	-
Too much rain	706	14	*	*	-	-	-	*
Wild animals	*	*	-	*	-	-	-	-
Birds	178	9	*	*	-	-	-	*
Hailstone	4,433	662	152	158	-	*	-	7
Pests	*	*	*	-	-	-	-	-
Weeds	1,481	111	*	21	-	*	-	*
Others	353	21	17	*	-	*	-	-

Table 3.7.15 Number of Holders reporting Damaged Crop Area in Hectare by Category of Crops and Cause of Damage

Konso Special Wereda

Cause of damage	Damaged crop area by crop category (HA)							
	Holders	All crops	Cereals	Pulses	Oilseeds	Vegetables	Root crops	Permanent
All damage	22,934	3,364	908	*	-	-	*	145
Crop disease	-	-	-	-	-	-	-	-
Frost or floods	545	*	*	-	-	-	-	*
Locust	-	-	-	-	-	-	-	-
Shortage of rain	-	-	-	-	-	-	-	-
Too much rain	4,647	403	*	*	-	-	*	*
Wild animals	451	*	*	*	-	-	-	-
Birds	*	*	-	-	-	-	-	-
Hailstone	13,910	1,925	647	*	-	-	*	*
Pests	*	*	-	-	-	-	-	-
Weeds	9,900	766	134	*	-	-	*	*
Others	1,405	141	*	*	-	-	-	*

Table 3.7.16 Number of Holders reporting Damaged Crop Area in Hectare by Category of Crops and Cause of Damage

Derashe Special Wereda

Cause of damage	Damaged crop area by crop category (HA)							
	Holders	All crops	Cereals	Pulses	Oilseeds	Vegetables	Root crops	Permanent
All damage	13,281	2,209	752	417	-	*	*	271
Crop disease	-	-	-	-	-	-	-	-
Frost or floods	*	*	*	*	-	-	-	-
Locust	-	-	-	-	-	-	-	-
Shortage of rain	-	-	-	-	-	-	-	-
Too much rain	2,426	170	72	*	-	-	*	*
Wild animals	*	*	*	-	-	-	-	*
Birds	915	*	*	*	-	-	-	*
Hailstone	8,100	1,409	455	*	-	-	*	*
Pests	*	*	-	-	-	-	-	-
Weeds	4,261	434	109	*	-	*	*	38
Others	795	*	*	*	-	-	-	-

Table 3.7.17 Number of Holders reporting Damaged Crop Area in Hectare by Category of Crops and Cause of Damage

Dawro

Cause of damage	Damaged crop area by crop category (HA)							
	Holders	All crops	Cereals	Pulses	Oilseeds	Vegetables	Root crops	Permanent
All damage	54,581	5,198	1,347	757	*	*	428	734
Crop disease	*	*	-	-	-	-	-	*
Frost or floods	13,735	1,085	294	*	*	*	48	149
Locust	1,786	*	*	*	-	*	-	*
Shortage of rain	*	*	-	-	-	-	-	-
Too much rain	34,295	1,464	222	244	*	*	161	215
Wild animals	1,329	*	*	*	-	*	*	*
Birds	8,727	490	148	*	-	*	67	*
Hailstone	8,667	490	216	*	-	-	71	58
Pests	3,295	186	82	-	-	*	*	*
Weeds	6,347	134	15	*	-	*	*	3
Others	17,798	1,195	336	165	*	*	38	*

Table 3.7.18 Number of Holders reporting Damaged Crop Area in Hectare by Category of Crops and Cause of Damage

Basketo Special Wereda

Cause of damage	Damaged crop area by crop category (HA)							
	Holders	All crops	Cereals	Pulses	Oilseeds	Vegetables	Root crops	Permanent
All damage	9,286	1,159	610	47	*	7	42	73
Crop disease	35	9	-	-	*	-	-	-
Frost or floods	3,221	173	102	*	*	*	*	*
Locust	-	-	-	-	-	-	-	-
Shortage of rain	307	2	1	*	-	*	*	*
Too much rain	4,889	172	76	5	*	*	7	19
Wild animals	818	27	8	*	-	*	*	*
Birds	630	36	19	*	-	-	*	-
Hailstone	5,328	543	308	21	*	*	21	31
Pests	140	7	*	4	-	-	-	-
Weeds	1,863	79	30	*	*	-	2	9
Others	2,693	110	64	*	*	*	3	6

Table 3.7.19 Number of Holders reporting Damaged Crop Area in Hectare by Category of Crops and Cause of Damage

Konta Special Wereda

Cause of damage	Damaged crop area by crop category (HA)							
	Holders	All crops	Cereals	Pulses	Oilseeds	Vegetables	Root crops	Permanent
All damage	13,038	1,454	397	112	-	6	69	311
Crop disease	-	-	-	-	-	-	-	-
Frost or floods	5,170	530	147	71	-	-	23	64
Locust	44	2	-	2	-	-	-	-
Shortage of rain	380	4	*	-	-	-	*	2
Too much rain	8,324	237	64	21	-	6	10	62
Wild animals	506	11	*	-	-	-	*	*
Birds	3,917	334	108	7	-	-	15	107
Hailstone	1,280	131	22	2	-	-	*	28
Pests	657	19	4	-	-	-	-	2
Weeds	1,576	61	15	*	-	-	-	15
Others	2,268	125	36	-	-	*	21	21

Table 3.7.20 Number of Holders reporting Damaged Crop Area in Hectare by Category of Crops and Cause of Damage

Silitie

Cause of damage	Damaged crop area by crop category (HA)							
	Holders	All crops	Cereals	Pulses	Oilseeds	Vegetables	Root crops	Permanent
All damage	124,036	21,149	11,241	1,606	*	1,417	175	172
Crop disease	*	*	-	-	-	*	-	-
Frost or floods	51,041	7,490	3,983	552	*	167	*	*
Locust	4,069	*	*	*	-	*	-	*
Shortage of rain	*	32	*	-	-	-	-	-
Too much rain	26,344	667	331	23	*	59	*	*
Wild animals	4,595	52	*	*	-	-	*	*
Birds	9,720	319	161	*	-	*	-	*
Hailstone	43,705	5,506	2,805	*	*	593	*	*
Pests	18,220	1,508	877	*	*	134	*	*
Weeds	24,241	706	355	*	-	*	*	*
Others	65,977	4,742	2,682	315	*	341	*	*

Table 3.7.21 Number of Holders reporting Damaged Crop Area in Hectare by Category of Crops and Cause of Damage

Alaba Special Wereda

Cause of damage	Damaged crop area by crop category (HA)							
	Holders	All crops	Cereals	Pulses	Oilseeds	Vegetables	Root crops	Permanent
All damage	31,635	7,148	4,223	454	*	*	*	113
Crop disease	-	-	-	-	-	-	-	-
Frost or floods	2,758	*	*	*	-	-	-	*
Locust	*	*	*	-	-	-	-	*
Shortage of rain	*	*	*	-	-	*	-	-
Too much rain	3,798	173	*	*	*	*	-	*
Wild animals	*	*	*	-	-	-	-	-
Birds	5,479	398	214	*	*	*	*	*
Hailstone	24,158	3,798	2,257	308	*	*	*	*
Pests	5,764	646	432	-	*	*	*	*
Weeds	2,830	*	*	*	*	*	-	-
Others	12,784	1,341	708	*	*	*	*	*

Table 3.8 Number of Holders reporting Damaged Crop Area in Hectare by Category of Crops and Cause of Damage

Harari Region

Cause of damage	Damaged crop area by crop category (HA)							
	Holders	All crops	Cereals	Pulses	Oilseeds	Vegetables	Root crops	Permanent
All damage	15,047	3,445	641	*	341	-	*	1,198
Crop disease	-	-	-	-	-	-	-	-
Frost or floods	477	*	*	-	*	-	*	*
Locust	263	*	-	-	-	-	-	*
Shortage of rain	283	*	*	-	-	-	-	*
Too much rain	1,129	*	8	*	*	-	*	*
Wild animals	201	*	*	-	-	-	-	-
Birds	810	126	*	-	*	-	-	*
Hailstone	13,271	2,603	544	*	272	-	*	925
Pests	*	*	-	-	*	-	-	-
Weeds	4,529	411	54	*	*	-	*	133
Others	2,243	138	19	*	*	-	*	57

Table 3.9 Number of Holders reporting Damaged Crop Area in Hectare by Category of Crops and Cause of Damage

Addis Abeba

Cause of damage	Damaged crop area by crop category (HA)							
	Holders	All crops	Cereals	Pulses	Oilseeds	Vegetables	Root crops	Permanent
All damage	2,989	513	183	122	-	*	*	*
Crop disease	-	-	-	-	-	-	-	-
Frost or floods	1,680	314	102	89	-	*	*	*
Locust	*	*	*	*	-	-	-	*
Shortage of rain	224	*	*	*	-	-	-	-
Too much rain	*	*	*	*	-	-	-	-
Wild animals	*	*	*	-	-	-	-	-
Birds	304	48	20	*	-	-	*	-
Hailstone	93	8	-	*	-	*	-	-
Pests	129	8	*	-	-	*	*	-
Weeds	285	27	*	*	-	-	*	-
Others	1,081	96	37	21	-	-	*	*

Table 3.10 Number of Holders reporting Damaged Crop Area in Hectare by Category of Crops and Cause of Damage

Dire Dawa

Cause of damage	Damaged crop area by crop category (HA)							
	Holders	All crops	Cereals	Pulses	Oilseeds	Vegetables	Root crops	Permanent
All damage	15,507	2,886	477	*	*	*	44	322
Crop disease	-	-	-	-	-	-	-	-
Frost or floods	403	*	*	-	*	-	-	-
Locust	-	-	-	-	-	-	-	-
Shortage of rain	-	-	-	-	-	-	-	-
Too much rain	399	*	*	-	-	-	-	*
Wild animals	*	*	-	-	-	-	-	-
Birds	*	*	*	-	-	-	-	*
Hailstone	12,471	2,123	340	*	*	*	33	244
Pests	713	63	*	-	-	*	*	*
Weeds	7,211	636	115	*	*	*	*	*
Others	900	39	*	-	-	-	*	*

Table 4. Number of Holders by Type of Farm practice

Ethiopia	
Farm Practice	Number of Holders Reporting
Crop rotation	9,449,280
Use of services	
Credit	3,259,103
Advisory	5,626,354
Reasons for not using credit service	
Service unavailable	3,052,976
Failure to pay the loan	3,199,066
Inadequate service	1,266,329
Ignorance	406,374
No return	245,292
Others	600,733
Reasons for not using advisory service	
Service unavailable	3,044,661
Inadequate service	1,805,918
Ignorance	978,776
No return	222,671
Others	351,495
Supplier of fertilizers	
Government	2,960,624
Private organizations	433,453
Traders	1,021,190
Others	454,595

Table 4.1 Number of Holders by Type of Farm practice

Tigray Region	
Farm Practice	Number of Holders Reporting
Crop rotation	695,791
Use of services	
Credit	463,337
Advisory	626,080
Reasons for not using credit service	
Service unavailable	10,540
Failure to pay the loan	192,444
Inadequate service	28,745
Ignorance	15,036
No return	9,353
Others	22,773
Reasons for not using advisory service	
Service unavailable	27,882
Inadequate service	25,479
Ignorance	28,104
No return	9,408
Others	25,275
Supplier of fertilizers	
Government	278,513
Private organizations	10,405
Traders	5,211
Others	993

Table 4.1.1 Number of Holders by Type of Farm practice

North West Tigray	
Farm Practice	Number of Holders Reporting
Crop rotation	121,164
Use of services	
Credit	82,552
Advisory	112,240
Reasons for not using credit service	
Service unavailable	*
Failure to pay the loan	39,765
Inadequate service	1,704
Ignorance	2,617
No return	1,551
Others	2,389
Reasons for not using advisory service	
Service unavailable	3,277
Inadequate service	*
Ignorance	3,786
No return	*
Others	5,067
Supplier of fertilizers	
Government	64,171
Private organizations	7,917
Traders	*
Others	*

Table 4.1.2 Number of Holders by Type of Farm practice

Central Tigray	
Farm Practice	Number of Holders Reporting
Crop rotation	208,624
Use of services	
Credit	135,953
Advisory	190,296
Reasons for not using credit service	
Service unavailable	*
Failure to pay the loan	63,958
Inadequate service	*
Ignorance	3,439
No return	*
Others	5,528
Reasons for not using advisory service	
Service unavailable	*
Inadequate service	1,121
Ignorance	10,152
No return	1,406
Others	7,653
Supplier of fertilizers	
Government	105,217
Private organizations	*
Traders	*
Others	-

Table 4.1.3 Number of Holders by Type of Farm practice

East Tigray	
Farm Practice	Number of Holders Reporting
Crop rotation	110,748
Use of services	
Credit	78,348
Advisory	106,003
Reasons for not using credit service	
Service unavailable	801
Failure to pay the loan	32,968
Inadequate service	1,483
Ignorance	*
No return	-
Others	2,620
Reasons for not using advisory service	
Service unavailable	2,943
Inadequate service	1,507
Ignorance	3,103
No return	1,038
Others	2,190
Supplier of fertilizers	
Government	40,486
Private organizations	*
Traders	*
Others	-

Table 4.1.4 Number of Holders by Type of Farm practice

South Tigray	
Farm Practice	Number of Holders Reporting
Crop rotation	191,056
Use of services	
Credit	141,039
Advisory	166,845
Reasons for not using credit service	
Service unavailable	*
Failure to pay the loan	43,309
Inadequate service	5,611
Ignorance	3,780
No return	3,384
Others	9,685
Reasons for not using advisory service	
Service unavailable	6,219
Inadequate service	10,393
Ignorance	9,295
No return	*
Others	9,348
Supplier of fertilizers	
Government	54,733
Private organizations	-
Traders	2,692
Others	*

Table 4.1.5 Number of Holders by Type of Farm practice

Western Tigray

Farm Practice	Number of Holders Reporting
Crop rotation	64,199
Use of services	
Credit	25,445
Advisory	50,697
Reasons for not using credit service	
Service unavailable	8,372
Failure to pay the loan	12,444
Inadequate service	14,752
Ignorance	4,635
No return	2,069
Others	2,551
Reasons for not using advisory service	
Service unavailable	9,354
Inadequate service	6,803
Ignorance	1,769
No return	629
Others	1,016
Supplier of fertilizers	
Government	13,906
Private organizations	1,109
Traders	119
Others	-

Table 4..2 Number of Holders by Type of Farm practice

Afar Region

Farm Practice	Number of Holders Reporting
Crop rotation	6,152
Use of services	
Credit	*
Advisory	707
Reasons for not using credit service	
Service unavailable	33,098
Failure to pay the loan	548
Inadequate service	*
Ignorance	*
No return	-
Others	*
Reasons for not using advisory service	
Service unavailable	32,506
Inadequate service	1,144
Ignorance	*
No return	-
Others	*
Supplier of fertilizers	
Government	1,614
Private organizations	*
Traders	*
Others	*

Table 4.2.1 Number of Holders by Type of Farm practice

Zone 1

Farm Practice	Number of Holders Reporting
Crop rotation	417
Use of services	
Credit	*
Advisory	*
Reasons for not using credit service	
Service unavailable	15,252
Failure to pay the loan	*
Inadequate service	*
Ignorance	*
No return	-
Others	-
Reasons for not using advisory service	
Service unavailable	14,838
Inadequate service	*
Ignorance	*
No return	-
Others	-
Supplier of fertilizers	
Government	-
Private organizations	-
Traders	-
Others	-

Table 4.2.2 Number of Holders by Type of Farm practice

Zone 3

Farm Practice	Number of Holders Reporting
Crop rotation	5,735
Use of services	
Credit	*
Advisory	*
Reasons for not using credit service	
Service unavailable	17,846
Failure to pay the loan	*
Inadequate service	*
Ignorance	*
No return	-
Others	*
Reasons for not using advisory service	
Service unavailable	17,668
Inadequate service	999
Ignorance	*
No return	-
Others	*
Supplier of fertilizers	
Government	1,614
Private organizations	*
Traders	*
Others	*

Table 4.3 Number of Holders by Type of Farm practice

Amhara Region	
Farm Practice	Number of Holders Reporting
Crop rotation	2,996,610
Use of services	
Credit	1,058,477
Advisory	2,048,984
Reasons for not using credit service	
Service unavailable	243,622
Failure to pay the loan	1,225,404
Inadequate service	267,631
Ignorance	129,847
No return	105,566
Others	238,811
Reasons for not using advisory service	
Service unavailable	461,027
Inadequate service	295,979
Ignorance	299,049
No return	65,508
Others	98,811
Supplier of fertilizers	
Government	649,972
Private organizations	280,744
Traders	105,154
Others	252,400

Table 4.3.1 Number of Holders by Type of Farm practice

North Gondar	
Farm Practice	Number of Holders Reporting
Crop rotation	436,729
Use of services	
Credit	121,370
Advisory	218,178
Reasons for not using credit service	
Service unavailable	68,364
Failure to pay the loan	136,789
Inadequate service	83,794
Ignorance	38,271
No return	11,678
Others	13,300
Reasons for not using advisory service	
Service unavailable	105,334
Inadequate service	66,613
Ignorance	70,305
No return	8,892
Others	4,245
Supplier of fertilizers	
Government	136,039
Private organizations	*
Traders	14,198
Others	*

Table 4.3.2 Number of Holders by Type of Farm practice

South Gonder	
Farm Practice	Number of Holders Reporting
Crop rotation	382,594
Use of services	
Credit	106,621
Advisory	205,955
Reasons for not using credit service	
Service unavailable	32,569
Failure to pay the loan	180,581
Inadequate service	39,469
Ignorance	12,890
No return	6,811
Others	36,622
Reasons for not using advisory service	
Service unavailable	77,081
Inadequate service	54,784
Ignorance	38,774
No return	8,041
Others	30,929
Supplier of fertilizers	
Government	124,493
Private organizations	*
Traders	7,379
Others	-

Table 4.3.3 Number of Holders by Type of Farm practice

North Wolo	
Farm Practice	Number of Holders Reporting
Crop rotation	281,232
Use of services	
Credit	69,882
Advisory	244,658
Reasons for not using credit service	
Service unavailable	*
Failure to pay the loan	159,092
Inadequate service	29,393
Ignorance	12,300
No return	7,867
Others	24,810
Reasons for not using advisory service	
Service unavailable	16,849
Inadequate service	19,026
Ignorance	15,098
No return	12,932
Others	8,333
Supplier of fertilizers	
Government	34,679
Private organizations	*
Traders	*
Others	-

Table 4.3.4 Number of Holders by Type of Farm practice

South Wolo	
Farm Practice	Number of Holders Reporting
Crop rotation	490,372
Use of services	
Credit	161,431
Advisory	334,582
Reasons for not using credit service	
Service unavailable	6,046
Failure to pay the loan	215,176
Inadequate service	32,587
Ignorance	14,343
No return	28,860
Others	52,411
Reasons for not using advisory service	
Service unavailable	59,660
Inadequate service	52,178
Ignorance	44,858
No return	10,415
Others	9,161
Supplier of fertilizers	
Government	113,864
Private organizations	*
Traders	*
Others	-

Table 4.3.5 Number of Holders by Type of Farm practice

North Shewa	
Farm Practice	Number of Holders Reporting
Crop rotation	349,326
Use of services	
Credit	107,250
Advisory	230,005
Reasons for not using credit service	
Service unavailable	25,025
Failure to pay the loan	168,622
Inadequate service	11,049
Ignorance	13,748
No return	22,690
Others	36,552
Reasons for not using advisory service	
Service unavailable	79,067
Inadequate service	28,628
Ignorance	32,548
No return	4,030
Others	10,657
Supplier of fertilizers	
Government	80,915
Private organizations	35,822
Traders	29,374
Others	*

Table 4.3.6 Number of Holders by Type of Farm practice

East Gojjam	
Farm Practice	Number of Holders Reporting
Crop rotation	390,931
Use of services	
Credit	192,546
Advisory	286,671
Reasons for not using credit service	
Service unavailable	24,646
Failure to pay the loan	139,814
Inadequate service	11,018
Ignorance	16,280
No return	6,946
Others	31,044
Reasons for not using advisory service	
Service unavailable	31,027
Inadequate service	39,079
Ignorance	36,109
No return	11,659
Others	17,749
Supplier of fertilizers	
Government	56,576
Private organizations	85,627
Traders	15,727
Others	102,137

Table 4.3.7 Number of Holders by Type of Farm practice

West Gojjam	
Farm Practice	Number of Holders Reporting
Crop rotation	379,638
Use of services	
Credit	193,556
Advisory	302,231
Reasons for not using credit service	
Service unavailable	27,227
Failure to pay the loan	113,697
Inadequate service	37,329
Ignorance	10,397
No return	*
Others	21,976
Reasons for not using advisory service	
Service unavailable	41,214
Inadequate service	18,908
Ignorance	32,310
No return	*
Others	12,259
Supplier of fertilizers	
Government	50,833
Private organizations	115,724
Traders	22,096
Others	120,566

Table 4.3.8 Number of Holders by Type of Farm practice

Waghamera	
Farm Practice	Number of Holders Reporting
Crop rotation	70,964
Use of services	
Credit	23,861
Advisory	51,617
Reasons for not using credit service	
Service unavailable	13,392
Failure to pay the loan	32,700
Inadequate service	4,436
Ignorance	1,648
No return	*
Others	2,263
Reasons for not using advisory service	
Service unavailable	16,889
Inadequate service	4,762
Ignorance	5,095
No return	*
Others	*
Supplier of fertilizers	
Government	1,698
Private organizations	-
Traders	-
Others	-

Table 4.3.9 Number of Holders by Type of Farm practice

Awii	
Farm Practice	Number of Holders Reporting
Crop rotation	159,532
Use of services	
Credit	65,208
Advisory	128,035
Reasons for not using credit service	
Service unavailable	23,250
Failure to pay the loan	55,904
Inadequate service	8,802
Ignorance	7,927
No return	2,891
Others	10,177
Reasons for not using advisory service	
Service unavailable	21,067
Inadequate service	6,349
Ignorance	16,898
No return	*
Others	*
Supplier of fertilizers	
Government	50,876
Private organizations	25,204
Traders	10,561
Others	25,231

Table 4.3.10 Number of Holders by Type of Farm practice

Oromia Zone	
Farm Practice	Number of Holders Reporting
Crop rotation	55,292
Use of services	
Credit	16,752
Advisory	47,053
Reasons for not using credit service	
Service unavailable	9,552
Failure to pay the loan	23,030
Inadequate service	9,754
Ignorance	2,043
No return	7,778
Others	9,657
Reasons for not using advisory service	
Service unavailable	12,838
Inadequate service	5,653
Ignorance	7,055
No return	2,597
Others	3,369
Supplier of fertilizers	
Government	-
Private organizations	-
Traders	*
Others	-

Table 4.4 Number of Holders by Type of Farm practice

Oromia Region	
Farm Practice	Number of Holders Reporting
Crop rotation	3,873,013
Use of services	
Credit	1,389,869
Advisory	2,133,138
Reasons for not using credit service	
Service unavailable	1,605,540
Failure to pay the loan	1,001,399
Inadequate service	582,832
Ignorance	140,295
No return	78,524
Others	229,304
Reasons for not using advisory service	
Service unavailable	1,519,279
Inadequate service	776,483
Ignorance	351,678
No return	73,267
Others	173,918
Supplier of fertilizers	
Government	1,619,050
Private organizations	109,696
Traders	403,243
Others	185,458

Table 4.4.1 Number of Holders by Type of Farm practice

West Welega	
Farm Practice	Number of Holders Reporting
Crop rotation	345,031
Use of services	
Credit	169,808
Advisory	265,522
Reasons for not using credit service	
Service unavailable	99,930
Failure to pay the loan	95,045
Inadequate service	23,569
Ignorance	10,280
No return	7,030
Others	6,487
Reasons for not using advisory service	
Service unavailable	79,967
Inadequate service	18,225
Ignorance	31,330
No return	6,918
Others	10,188
Supplier of fertilizers	
Government	143,193
Private organizations	5,670
Traders	6,938
Others	2,634

Table 4.4.2 Number of Holders by Type of Farm practice

East Welega	
Farm Practice	Number of Holders Reporting
Crop rotation	286,520
Use of services	
Credit	133,527
Advisory	218,511
Reasons for not using credit service	
Service unavailable	69,045
Failure to pay the loan	71,892
Inadequate service	31,651
Ignorance	1,575
No return	3,207
Others	12,766
Reasons for not using advisory service	
Service unavailable	40,403
Inadequate service	33,398
Ignorance	12,921
No return	3,951
Others	14,478
Supplier of fertilizers	
Government	147,192
Private organizations	2,225
Traders	12,900
Others	10,997

Table 4.4.3 Number of Holders by Type of Farm practice

Illubabor	
Farm Practice	Number of Holders Reporting
Crop rotation	212,964
Use of services	
Credit	51,174
Advisory	141,306
Reasons for not using credit service	
Service unavailable	115,850
Failure to pay the loan	56,483
Inadequate service	23,705
Ignorance	5,574
No return	4,593
Others	4,294
Reasons for not using advisory service	
Service unavailable	37,960
Inadequate service	57,870
Ignorance	12,143
No return	4,085
Others	8,309
Supplier of fertilizers	
Government	59,777
Private organizations	*
Traders	1,743
Others	4,715

Table 4.4.4 Number of Holders by Type of Farm practice

Jimma	
Farm Practice	Number of Holders Reporting
Crop rotation	474,612
Use of services	
Credit	135,585
Advisory	206,601
Reasons for not using credit service	
Service unavailable	260,162
Failure to pay the loan	83,585
Inadequate service	26,490
Ignorance	7,148
No return	3,926
Others	5,253
Reasons for not using advisory service	
Service unavailable	194,703
Inadequate service	84,010
Ignorance	26,035
No return	*
Others	7,248
Supplier of fertilizers	
Government	173,686
Private organizations	*
Traders	36,800
Others	*

Table 4.4.5 Number of Holders by Type of Farm practice

West Shewa	
Farm Practice	Number of Holders Reporting
Crop rotation	390,700
Use of services	
Credit	178,310
Advisory	253,701
Reasons for not using credit service	
Service unavailable	98,955
Failure to pay the loan	82,701
Inadequate service	45,094
Ignorance	11,756
No return	*
Others	35,400
Reasons for not using advisory service	
Service unavailable	103,341
Inadequate service	26,738
Ignorance	45,018
No return	3,536
Others	23,479
Supplier of fertilizers	
Government	139,097
Private organizations	26,198
Traders	35,883
Others	79,889

Table 4.4.6 Number of Holders by Type of Farm practice

North Shewa	
Farm Practice	Number of Holders Reporting
Crop rotation	270,916
Use of services	
Credit	69,501
Advisory	116,083
Reasons for not using credit service	
Service unavailable	71,352
Failure to pay the loan	77,462
Inadequate service	48,786
Ignorance	15,740
No return	*
Others	20,363
Reasons for not using advisory service	
Service unavailable	120,510
Inadequate service	46,023
Ignorance	14,782
No return	4,702
Others	14,411
Supplier of fertilizers	
Government	49,627
Private organizations	*
Traders	13,249
Others	34,628

Table 4.4.7 Number of Holders by Type of Farm practice

East Shewa	
Farm Practice	Number of Holders Reporting
Crop rotation	308,982
Use of services	
Credit	74,474
Advisory	112,843
Reasons for not using credit service	
Service unavailable	174,148
Failure to pay the loan	83,745
Inadequate service	43,431
Ignorance	11,615
No return	4,405
Others	20,095
Reasons for not using advisory service	
Service unavailable	176,004
Inadequate service	64,467
Ignorance	42,489
No return	*
Others	14,166
Supplier of fertilizers	
Government	122,191
Private organizations	25,109
Traders	110,407
Others	4,846

Table 4.4.8 Number of Holders by Type of Farm practice

Arsi	
Farm Practice	Number of Holders Reporting
Crop rotation	509,181
Use of services	
Credit	238,261
Advisory	246,260
Reasons for not using credit service	
Service unavailable	127,181
Failure to pay the loan	134,713
Inadequate service	30,158
Ignorance	15,956
No return	10,111
Others	34,660
Reasons for not using advisory service	
Service unavailable	163,242
Inadequate service	87,724
Ignorance	49,755
No return	17,445
Others	26,612
Supplier of fertilizers	
Government	330,387
Private organizations	2,799
Traders	61,577
Others	6,072

Table 4.4.9 Number of Holders by Type of Farm practice

West Harerge	
Farm Practice	Number of Holders Reporting
Crop rotation	194,606
Use of services	
Credit	85,052
Advisory	117,018
Reasons for not using credit service	
Service unavailable	79,486
Failure to pay the loan	43,767
Inadequate service	90,618
Ignorance	4,776
No return	*
Others	10,647
Reasons for not using advisory service	
Service unavailable	77,595
Inadequate service	92,288
Ignorance	16,263
No return	3,799
Others	8,961
Supplier of fertilizers	
Government	73,684
Private organizations	*
Traders	9,453
Others	*

Table 4.4.10 Number of Holders by Type of Farm practice

East Harerge	
Farm Practice	Number of Holders Reporting
Crop rotation	249,505
Use of services	
Credit	68,419
Advisory	138,471
Reasons for not using credit service	
Service unavailable	184,751
Failure to pay the loan	64,989
Inadequate service	93,325
Ignorance	9,458
No return	*
Others	28,750
Reasons for not using advisory service	
Service unavailable	160,421
Inadequate service	124,552
Ignorance	12,853
No return	4,648
Others	13,691
Supplier of fertilizers	
Government	145,894
Private organizations	14,927
Traders	54,757
Others	*

Table 4.4.11 Number of Holders by Type of Farm practice

Bale	
Farm Practice	Number of Holders Reporting
Crop rotation	255,031
Use of services	
Credit	65,484
Advisory	166,249
Reasons for not using credit service	
Service unavailable	76,682
Failure to pay the loan	105,339
Inadequate service	52,962
Ignorance	6,640
No return	16,710
Others	24,786
Reasons for not using advisory service	
Service unavailable	98,975
Inadequate service	42,131
Ignorance	17,711
No return	10,709
Others	12,827
Supplier of fertilizers	
Government	109,721
Private organizations	4,736
Traders	34,691
Others	4,840

Table 4.4.12 Number of Holders by Type of Farm practice

Borena	
Farm Practice	Number of Holders Reporting
Crop rotation	63,913
Use of services	
Credit	6,425
Advisory	17,596
Reasons for not using credit service	
Service unavailable	119,661
Failure to pay the loan	11,840
Inadequate service	27,106
Ignorance	6,966
No return	1,090
Others	3,536
Reasons for not using advisory service	
Service unavailable	123,488
Inadequate service	20,847
Ignorance	12,692
No return	781
Others	1,221
Supplier of fertilizers	
Government	6,572
Private organizations	-
Traders	*
Others	*

Table 4.4.13 Number of Holders by Type of Farm practice

South West Shewa	
Farm Practice	Number of Holders Reporting
Crop rotation	209,423
Use of services	
Credit	100,479
Advisory	114,960
Reasons for not using credit service	
Service unavailable	38,321
Failure to pay the loan	57,196
Inadequate service	15,866
Ignorance	9,372
No return	1,970
Others	12,290
Reasons for not using advisory service	
Service unavailable	47,275
Inadequate service	31,345
Ignorance	29,119
No return	5,537
Others	7,259
Supplier of fertilizers	
Government	100,209
Private organizations	14,751
Traders	17,555
Others	31,367

Table 4.4.14 Number of Holders by Type of Farm practice

Guji	
Farm Practice	Number of Holders Reporting
Crop rotation	101,629
Use of services	
Credit	13,371
Advisory	18,017
Reasons for not using credit service	
Service unavailable	90,017
Failure to pay the loan	32,643
Inadequate service	30,071
Ignorance	23,440
No return	2,056
Others	9,977
Reasons for not using advisory service	
Service unavailable	95,395
Inadequate service	46,867
Ignorance	28,566
No return	*
Others	11,070
Supplier of fertilizers	
Government	17,820
Private organizations	*
Traders	*
Others	*

Table 4.5 Number of Holders by Type of Farm practice

Somalie Region	
Farm Practice	Number of Holders Reporting
Crop rotation	50,684
Use of services	
Credit	*
Advisory	*
Reasons for not using credit service	
Service unavailable	109,065
Failure to pay the loan	*
Inadequate service	*
Ignorance	41
No return	-
Others	-
Reasons for not using advisory service	
Service unavailable	108,666
Inadequate service	-
Ignorance	*
No return	*
Others	*
Supplier of fertilizers	
Government	*
Private organizations	*
Traders	*
Others	-

Table 4.5.1 Number of Holders by Type of Farm practice

Shinele	
Farm Practice	Number of Holders Reporting
Crop rotation	1,367
Use of services	
Credit	*
Advisory	34
Reasons for not using credit service	
Service unavailable	5,829
Failure to pay the loan	28
Inadequate service	-
Ignorance	41
No return	-
Others	-
Reasons for not using advisory service	
Service unavailable	5,867
Inadequate service	-
Ignorance	41
No return	-
Others	-
Supplier of fertilizers	
Government	*
Private organizations	*
Traders	-
Others	-

Table 4.5.2 Number of Holders by Type of Farm practice

Jijiga	
Farm Practice	Number of Holders Reporting
Crop rotation	45,763
Use of services	
Credit	*
Advisory	*
Reasons for not using credit service	
Service unavailable	76,545
Failure to pay the loan	-
Inadequate service	*
Ignorance	-
No return	-
Others	-
Reasons for not using advisory service	
Service unavailable	75,997
Inadequate service	-
Ignorance	*
No return	*
Others	-
Supplier of fertilizers	
Government	-
Private organizations	-
Traders	*
Others	-

Table 4.5.3 Number of Holders by Type of Farm practice

Liben	
Farm Practice	Number of Holders Reporting
Crop rotation	3,554
Use of services	
Credit	*
Advisory	*
Reasons for not using credit service	
Service unavailable	26,691
Failure to pay the loan	*
Inadequate service	-
Ignorance	-
No return	-
Others	-
Reasons for not using advisory service	
Service unavailable	26,801
Inadequate service	-
Ignorance	*
No return	-
Others	*
Supplier of fertilizers	
Government	-
Private organizations	-
Traders	-
Others	-

Table 4.6 Number of Holders by Type of Farm practice

Benishangul – Gumuz Region

Farm Practice	Number of Holders Reporting
Crop rotation	102,725
Use of services	
Credit	12,976
Advisory	43,310
Reasons for not using credit service	
Service unavailable	65,782
Failure to pay the loan	31,470
Inadequate service	12,534
Ignorance	8,559
No return	3,153
Others	7,597
Reasons for not using advisory service	
Service unavailable	50,648
Inadequate service	31,680
Ignorance	10,109
No return	3,525
Others	2,798
Supplier of fertilizers	
Government	11,846
Private organizations	3,592
Traders	8,756
Others	1,556

Table 4.6.1 Number of Holders by Type of Farm practice

Metekel

Farm Practice	Number of Holders Reporting
Crop rotation	47,576
Use of services	
Credit	8,724
Advisory	20,072
Reasons for not using credit service	
Service unavailable	12,707
Failure to pay the loan	12,818
Inadequate service	5,177
Ignorance	6,097
No return	*
Others	4,985
Reasons for not using advisory service	
Service unavailable	15,425
Inadequate service	11,275
Ignorance	4,271
No return	585
Others	558
Supplier of fertilizers	
Government	8,695
Private organizations	3,250
Traders	7,520
Others	*

Table 4.6.2 Number of Holders by Type of Farm practice

Asosa	
Farm Practice	Number of Holders Reporting
Crop rotation	42,295
Use of services	
Credit	2,212
Advisory	16,228
Reasons for not using credit service	
Service unavailable	38,001
Failure to pay the loan	16,104
Inadequate service	6,483
Ignorance	1,606
No return	1,361
Others	1,969
Reasons for not using advisory service	
Service unavailable	25,345
Inadequate service	18,139
Ignorance	4,535
No return	2,567
Others	923
Supplier of fertilizers	
Government	1,489
Private organizations	89
Traders	1,014
Others	633

Table 4.6.3 Number of Holders by Type of Farm practice

Kemashi	
Farm Practice	Number of Holders Reporting
Crop rotation	12,854
Use of services	
Credit	2,040
Advisory	7,010
Reasons for not using credit service	
Service unavailable	15,074
Failure to pay the loan	2,548
Inadequate service	874
Ignorance	*
No return	*
Others	643
Reasons for not using advisory service	
Service unavailable	9,879
Inadequate service	2,265
Ignorance	1,302
No return	*
Others	*
Supplier of fertilizers	
Government	1,662
Private organizations	*
Traders	*
Others	*

Table 4.7 Number of Holders by Type of Farm practice

S.N.N.P. Region	
Farm Practice	Number of Holders Reporting
Crop rotation	1,712,942
Use of services	
Credit	328,510
Advisory	767,436
Reasons for not using credit service	
Service unavailable	967,325
Failure to pay the loan	743,038
Inadequate service	362,629
Ignorance	111,127
No return	48,517
Others	99,450
Reasons for not using advisory service	
Service unavailable	818,509
Inadequate service	667,491
Ignorance	286,955
No return	70,652
Others	49,553
Supplier of fertilizers	
Government	396,640
Private organizations	28,160
Traders	489,636
Others	*

Table 4.7.1 Number of Holders by Type of Farm practice

Gurage	
Farm Practice	Number of Holders Reporting
Crop rotation	207,957
Use of services	
Credit	106,860
Advisory	89,849
Reasons for not using credit service	
Service unavailable	33,583
Failure to pay the loan	80,469
Inadequate service	24,161
Ignorance	7,379
No return	6,915
Others	*
Reasons for not using advisory service	
Service unavailable	57,007
Inadequate service	60,875
Ignorance	36,394
No return	12,832
Others	*
Supplier of fertilizers	
Government	108,612
Private organizations	*
Traders	41,652
Others	*

Table 4.7.2 Number of Holders by Type of Farm practice

Hadiya	
Farm Practice	Number of Holders Reporting
Crop rotation	192,878
Use of services	
Credit	41,777
Advisory	49,779
Reasons for not using credit service	
Service unavailable	71,185
Failure to pay the loan	47,298
Inadequate service	36,536
Ignorance	5,018
No return	5,667
Others	3,709
Reasons for not using advisory service	
Service unavailable	80,599
Inadequate service	53,944
Ignorance	21,504
No return	4,764
Others	*
Supplier of fertilizers	
Government	45,343
Private organizations	2,316
Traders	118,195
Others	*

Table 4.7.3 Number of Holders by Type of Farm practice

Kembata – Tembaro	
Farm Practice	Number of Holders Reporting
Crop rotation	16,666
Use of services	19,431
Credit	
Advisory	33,222
Reasons for not using credit service	38,370
Service unavailable	20,695
Failure to pay the loan	4,650
Inadequate service	1,093
Ignorance	*
No return	
Others	36,797
Reasons for not using advisory service	45,329
Service unavailable	15,624
Inadequate service	*
Ignorance	*
No return	
Others	14,078
Supplier of fertilizers	1,828
Government	64,021
Private organizations	-
Traders	16,666
Others	19,431

Table 4.7.4 Number of Holders by Type of Farm practice

Sidama	
Farm Practice	Number of Holders Reporting
Crop rotation	152,607
Use of services	
Credit	15,566
Advisory	107,373
Reasons for not using credit service	
Service unavailable	233,723
Failure to pay the loan	116,234
Inadequate service	90,290
Ignorance	34,381
No return	4,687
Others	27,993
Reasons for not using advisory service	
Service unavailable	220,606
Inadequate service	122,809
Ignorance	54,206
No return	*
Others	9,519
Supplier of fertilizers	
Government	62,926
Private organizations	13,564
Traders	95,675
Others	*

Table 4.7.5 Number of Holders by Type of Farm practice

Gedio	
Farm Practice	Number of Holders Reporting
Crop rotation	46,838
Use of services	
Credit	9,817
Advisory	29,665
Reasons for not using credit service	
Service unavailable	59,267
Failure to pay the loan	32,453
Inadequate service	31,836
Ignorance	10,002
No return	*
Others	8,868
Reasons for not using advisory service	
Service unavailable	41,653
Inadequate service	59,165
Ignorance	20,137
No return	*
Others	2,260
Supplier of fertilizers	
Government	16,830
Private organizations	*
Traders	1,517
Others	*

Table 4.7.6 Number of Holders by Type of Farm practice

Wolayita	
Farm Practice	Number of Holders Reporting
Crop rotation	242,420
Use of services	
Credit	17,250
Advisory	93,543
Reasons for not using credit service	
Service unavailable	90,745
Failure to pay the loan	97,563
Inadequate service	40,416
Ignorance	10,658
No return	7,283
Others	23,375
Reasons for not using advisory service	
Service unavailable	76,749
Inadequate service	60,098
Ignorance	28,809
No return	16,165
Others	11,927
Supplier of fertilizers	
Government	30,556
Private organizations	1,406
Traders	99,150
Others	-

Table 4.7.7 Number of Holders by Type of Farm practice

South Omo	
Farm Practice	Number of Holders Reporting
Crop rotation	30,523
Use of services	
Credit	3,658
Advisory	21,895
Reasons for not using credit service	
Service unavailable	57,150
Failure to pay the loan	19,330
Inadequate service	4,860
Ignorance	*
No return	*
Others	*
Reasons for not using advisory service	
Service unavailable	33,933
Inadequate service	23,282
Ignorance	9,858
No return	1,658
Others	737
Supplier of fertilizers	
Government	2,370
Private organizations	-
Traders	-
Others	-

Table 4.7.8 Number of Holders by Type of Farm practice

Sheka	
Farm Practice	Number of Holders Reporting
Crop rotation	17,701
Use of services	
Credit	2,127
Advisory	18,973
Reasons for not using credit service	
Service unavailable	5,979
Failure to pay the loan	10,200
Inadequate service	11,323
Ignorance	2,032
No return	740
Others	1,307
Reasons for not using advisory service	
Service unavailable	4,194
Inadequate service	8,278
Ignorance	2,110
No return	*
Others	*
Supplier of fertilizers	
Government	2,023
Private organizations	-
Traders	-
Others	-

Table 4.7.9 Number of Holders by Type of Farm practice

Keffa	
Farm Practice	Number of Holders Reporting
Crop rotation	150,530
Use of services	
Credit	24,735
Advisory	92,422
Reasons for not using credit service	
Service unavailable	25,299
Failure to pay the loan	68,575
Inadequate service	25,542
Ignorance	8,101
No return	4,886
Others	12,054
Reasons for not using advisory service	
Service unavailable	16,943
Inadequate service	34,896
Ignorance	14,955
No return	2,082
Others	7,894
Supplier of fertilizers	
Government	18,327
Private organizations	*
Traders	-
Others	-

Table 4.7.10 Number of Holders by Type of Farm practice

Gamo Gofa	
Farm Practice	Number of Holders Reporting
Crop rotation	162,462
Others	
Use of services	16,455
Credit	76,863
Advisory	
Reasons for not using credit service	158,242
Service unavailable	76,644
Failure to pay the loan	15,313
Inadequate service	8,035
Ignorance	5,256
No return	6,181
Others	
Reasons for not using advisory service	116,526
Service unavailable	58,613
Inadequate service	17,382
Ignorance	12,556
No return	4,186
Others	
Supplier of fertilizers	7,691
Government	-
Private organizations	1,755
Traders	*
Others	162,462

Table 4.7.11 Number of Holders by Type of Farm practice

Benchi – Maji	
Farm Practice	Number of Holders Reporting
Crop rotation	64,547
Use of services	
Credit	13,956
Advisory	54,082
Reasons for not using credit service	
Service unavailable	39,778
Failure to pay the loan	46,346
Inadequate service	13,625
Ignorance	2,400
No return	1,313
Others	938
Reasons for not using advisory service	
Service unavailable	14,199
Inadequate service	27,236
Ignorance	15,891
No return	3,475
Others	3,473
Supplier of fertilizers	
Government	11,470
Private organizations	-
Traders	-
Others	-

Table 4.7.12 Number of Holders by Type of Farm practice

Yem Special Wereda	
Farm Practice	Number of Holders Reporting
Crop rotation	15,125
Use of services	
Credit	9,150
Advisory	10,440
Reasons for not using credit service	
Service unavailable	*
Failure to pay the loan	4,166
Inadequate service	*
Ignorance	342
No return	*
Others	*
Reasons for not using advisory service	
Service unavailable	1,381
Inadequate service	1,432
Ignorance	1,490
No return	*
Others	481
Supplier of fertilizers	
Government	9,239
Private organizations	*
Traders	273
Others	-

Table 4.7.13 Number of Holders by Type of Farm practice

Amaro Special Wereda	
Farm Practice	Number of Holders Reporting
Crop rotation	20,645
Use of services	
Credit	693
Advisory	6,360
Reasons for not using credit service	
Service unavailable	18,223
Failure to pay the loan	3,788
Inadequate service	3,430
Ignorance	1,506
No return	556
Others	687
Reasons for not using advisory service	
Service unavailable	11,780
Inadequate service	5,097
Ignorance	5,339
No return	254
Others	*
Supplier of fertilizers	
Government	*
Private organizations	-
Traders	375
Others	-

Table 4.7.14 Number of Holders by Type of Farm practice

Burji Special Wereda

Farm Practice	Number of Holders Reporting
Crop rotation	7,747
Use of services	
Credit	148
Advisory	1,533
Reasons for not using credit service	
Service unavailable	4,376
Failure to pay the loan	1,869
Inadequate service	1,767
Ignorance	315
No return	*
Others	139
Reasons for not using advisory service	
Service unavailable	1,933
Inadequate service	4,150
Ignorance	1,098
No return	*
Others	*
Supplier of fertilizers	
Government	-
Private organizations	-
Traders	-
Others	-

Table 4.7.15 Number of Holders by Type of Farm practice

Konso Special Wereda

Farm Practice	Number of Holders Reporting
Crop rotation	13,082
Use of services	
Credit	2,113
Advisory	7,412
Reasons for not using credit service	
Service unavailable	12,675
Failure to pay the loan	13,588
Inadequate service	6,370
Ignorance	1,344
No return	*
Others	610
Reasons for not using advisory service	
Service unavailable	5,834
Inadequate service	12,681
Ignorance	8,491
No return	*
Others	*
Supplier of fertilizers	
Government	-
Private organizations	-
Traders	-
Others	-

Table 4.7.16 Number of Holders by Type of Farm practice

Derashe Special Wereda

Farm Practice	Number of Holders Reporting
Crop rotation	19,992
Use of services	
Credit	405
Advisory	1,920
Reasons for not using credit service	
Service unavailable	18,167
Failure to pay the loan	2,614
Inadequate service	2,576
Ignorance	649
No return	*
Others	*
Reasons for not using advisory service	
Service unavailable	17,423
Inadequate service	2,536
Ignorance	1,954
No return	*
Others	*
Supplier of fertilizers	
Government	-
Private organizations	-
Traders	-
Others	-

Table 4.7.17 Number of Holders by Type of Farm practice

Dawro

Farm Practice	Number of Holders Reporting
Crop rotation	65,122
Use of services	
Credit	2,257
Advisory	21,136
Reasons for not using credit service	
Service unavailable	42,072
Failure to pay the loan	24,794
Inadequate service	7,423
Ignorance	2,950
No return	*
Others	951
Reasons for not using advisory service	
Service unavailable	25,119
Inadequate service	18,396
Ignorance	15,613
No return	*
Others	1,171
Supplier of fertilizers	
Government	-
Private organizations	-
Traders	*
Others	-

Table 4.7.18 Number of Holders by Type of Farm practice

Basketo Special Wereda	
Farm Practice	Number of Holders Reporting
Crop rotation	8,828
Use of services	
Credit	1,606
Advisory	5,217
Reasons for not using credit service	
Service unavailable	840
Failure to pay the loan	6,932
Inadequate service	955
Ignorance	589
No return	286
Others	513
Reasons for not using advisory service	
Service unavailable	1,777
Inadequate service	3,213
Ignorance	1,154
No return	162
Others	197
Supplier of fertilizers	
Government	1,702
Private organizations	*
Traders	-
Others	-

Table 4.7.19 Number of Holders by Type of Farm practice

Konta Special Wereda	
Farm Practice	Number of Holders Reporting
Crop rotation	17,294
Use of services	
Credit	505
Advisory	10,681
Reasons for not using credit service	
Service unavailable	5,908
Failure to pay the loan	8,077
Inadequate service	2,280
Ignorance	1,342
No return	265
Others	399
Reasons for not using advisory service	
Service unavailable	3,166
Inadequate service	2,546
Ignorance	2,036
No return	305
Others	*
Supplier of fertilizers	
Government	987
Private organizations	-
Traders	-
Others	-

Table 4.7.20 Number of Holders by Type of Farm practice

Silitie	
Farm Practice	Number of Holders Reporting
Crop rotation	134,038
Use of services	
Credit	39,503
Advisory	41,522
Reasons for not using credit service	
Service unavailable	40,738
Failure to pay the loan	35,394
Inadequate service	16,183
Ignorance	3,673
No return	*
Others	*
Reasons for not using advisory service	
Service unavailable	39,198
Inadequate service	49,795
Ignorance	10,670
No return	1,202
Others	*
Supplier of fertilizers	
Government	62,129
Private organizations	*
Traders	48,070
Others	*

Table 4.7.21 Number of Holders by Type of Farm practice

Alaba Special Wereda	
Farm Practice	Number of Holders Reporting
Crop rotation	32,700
Use of services	
Credit	3,263
Advisory	7,339
Reasons for not using credit service	
Service unavailable	15,283
Failure to pay the loan	8,333
Inadequate service	6,487
Ignorance	*
No return	-
Others	*
Reasons for not using advisory service	
Service unavailable	11,690
Inadequate service	13,118
Ignorance	*
No return	*
Others	*
Supplier of fertilizers	
Government	2,306
Private organizations	*
Traders	18,839
Others	-

Table 4.8 Number of Holders by Type of Farm practice

Harari Region	
Farm Practice	Number of Holders Reporting
Crop rotation	3,359
Use of services	
Credit	235
Advisory	1,949
Reasons for not using credit service	
Service unavailable	13,245
Failure to pay the loan	598
Inadequate service	1,305
Ignorance	303
No return	-
Others	443
Reasons for not using advisory service	
Service unavailable	10,401
Inadequate service	2,397
Ignorance	*
No return	*
Others	403
Supplier of fertilizers	
Government	2,274
Private organizations	*
Traders	6,112
Others	-

Table 4.9 Number of Holders by Type of Farm practice

Addis Abeba	
Farm Practice	Number of Holders Reporting
Crop rotation	5,716
Use of services	
Credit	1,454
Advisory	201
Reasons for not using credit service	
Service unavailable	2,858
Failure to pay the loan	1,228
Inadequate service	376
Ignorance	160
No return	140
Others	922
Reasons for not using advisory service	
Service unavailable	6,540
Inadequate service	*
Ignorance	93
No return	*
Others	233
Supplier of fertilizers	
Government	621
Private organizations	402
Traders	2,040
Others	1,777

Table 4.10 Number of Holders by Type of Farm practice

Dire Dawa

Farm Practice	Number of Holders Reporting
Crop rotation	2,289
Use of services	
Credit	2,785
Advisory	3,269
Reasons for not using credit service	
Service unavailable	1,902
Failure to pay the loan	2,857
Inadequate service	9,214
Ignorance	*
No return	*
Others	1,397
Reasons for not using advisory service	
Service unavailable	9,202
Inadequate service	5,234
Ignorance	*
No return	*
Others	*
Supplier of fertilizers	
Government	*
Private organizations	*
Traders	*
Others	-

Table 5 Number of Holders and Area of Irrigated land by Source of Water

Geographic area		River	Lake	Pond	Others	Total
Ethiopia	Holders	632,392	24,177	72,561	174,267	865,094
	Hectare	125,510	2,225	5,671	13,465	146,871
Tigray Region	Holders	73,770	3,273	15,780	43,212	125,267
	Hectare	16,669	124	847	2,056	19,696
North West Tigray	Holders	8,883	749	*	*	12,434
	Hectare	317	*	*	*	469
Central Tigray	Holders	9,010	*	3,154	11,878	24,752
	Hectare	*	*	*	*	1,535
East Tigray	Holders	10,228	*	6,725	8,887	24,274
	Hectare	945	*	*	122	1,403
South Tigray	Holders	42,686	982	*	13,974	59,557
	Hectare	14,473	*	*	*	15,820
Western Tigray	Holders	2,964	224	868	396	4,251
	Hectare	442	*	15	10	469
Afar Region	Holders	12,992	*	*	*	13,405
	Hectare	15,049	*	*	*	15,086
Zone 1	Holders	11,192	*	-	-	11,229
	Hectare	13,837	*	-	-	13,867
Zone 3	Holders	1,800	-	*	*	2,177
	Hectare	*	-	*	*	*
Amhara Region	Holders	270,341	5,851	10,334	73,488	346,660
	Hectare	25,705	182	249	2,161	28,297
North Gonder	Holders	19,358	-	*	*	22,634
	Hectare	708	-	*	*	806
South Gonder	Holders	28,070	*	*	*	33,415
	Hectare	1,626	*	*	*	1,807
North Wollo	Holders	27,539	*	*	*	41,073
	Hectare	1,519	*	*	*	1,853
South Wollo	Holders	37,495	*	*	*	43,949
	Hectare	2,850	*	*	*	2,920
North Shewa	Holders	29,706	-	*	30,489	61,924
	Hectare	2,294	-	*	*	3,546
East Gojjam	Holders	27,696	*	*	*	31,742
	Hectare	2,436	*	*	*	2,651
West Gojjam	Holders	43,986	*	*	*	49,605
	Hectare	4,800	*	*	*	4,886
Waghamera	Holders	4,216	-	*	1,589	6,462
	Hectare	*	-	*	*	*
Awi	Holders	45,983	*	*	*	48,589
	Hectare	8,154	*	*	*	8,435
Oromia Zone	Holders	6,292	-	*	*	7,269
	Hectare	833	-	*	*	869
Oromia Region	Holders	198,639	12,420	43,087	42,858	285,617
	Hectare	36,812	1,755	4,043	*	48,288
West Welega	Holders	15,082	415	342	933	16,394
	Hectare	2,230	4	1	24	2,259
East Welega	Holders	4,191	-	621	*	4,513
	Hectare	711	-	61	*	772
Illubabor	Holders	1,849	-	-	764	2,613
	Hectare	51	-	-	20	71
Jimma	Holders	5,655	-	-	*	6,820
	Hectare	*	-	-	*	*
West Shewa	Holders	24,384	*	*	*	29,610
	Hectare	1,607	*	*	*	1,759
North Shewa	Holders	9,230	*	3,148	*	15,353
	Hectare	743	*	*	*	859

Table 5 (cont'd)

Geographic area		River	Lake	Pond	Others	Total
East Shewa	Holders	16,185	*	*	*	19,303
	Hectare	*	*	*	*	4,244
Arsi	Holders	23,823	-	*	-	27,611
	Hectare	*	-	*	-	*
West Harerge	Holders	43,074	5,067	9,394	*	62,005
	Hectare	10,841	*	1,359	*	15,092
East Harerge	Holders	38,398	*	17,645	*	72,858
	Hectare	*	*	1,850	*	11,864
Bale	Holders	2,065	-	-	*	2,078
	Hectare	673	-	-	*	673
Borena	Holders	*	*	-	*	750
	Hectare	*	*	-	*	*
South West Shewa	Holders	13,705	*	*	*	24,909
	Hectare	993	*	*	*	1,440
Guji	Holders	*	-	-	*	*
	Hectare	*	-	-	*	*
Somali Region	Holders	6,821	*	265	*	7,086
	Hectare	1,659	*	100	*	1,764
Shinele	Holders	2,170	*	212	-	2,351
	Hectare	921	*	100	-	1,023
Jijiga	Holders	*	-	-	-	*
	Hectare	*	-	-	-	*
Liben	Holders	*	-	*	*	*
	Hectare	*	-	*	*	*
Benishangul	Holders	5,262	279	89	*	5,442
	Hectare	*	6	*	*	*
Metekel Zone	Holders	*	*	-	*	*
	Hectare	*	*	-	*	*
Asosa	Holders	2,384	180	89	-	2,564
	Hectare	127	6	*	-	133
Kemashi	Holders	*	-	-	-	*
	Hectare	*	-	-	-	*
S.N.N.P Region	Holders	57,991	2,198	*	13,637	72,890
	Hectare	27,694	*	*	3,468	31,461
Gurage	Holders	*	*	*	*	7,276
	Hectare	*	*	*	*	*
Hadiya	Holders	-	-	*	*	*
	Hectare	-	-	*	*	*
Kemb. – Temb.	Holders	*	-	-	*	*
	Hectare	*	-	-	*	*
Sidama	Holders	*	*	-	-	*
	Hectare	*	*	-	-	*
Gedio	Holders	*	-	-	*	*
	Hectare	*	-	-	*	*
Wolayita	Holders	327	-	-	439	767
	Hectare	37	-	-	53	91
South Omo	Holders	*	-	-	-	*
	Hectare	*	-	-	-	*
Sheka	Holders	*	-	-	-	*
	Hectare	*	-	-	-	*
Keffa	Holders	1,301	*	-	*	1,985
	Hectare	*	*	-	*	*
Gamo - Gofa	Holders	30,577	380	*	3,853	33,670
	Hectare	23,698	*	*	3,117	26,816
Bench - Maji	Holders	618	-	-	*	627
	Hectare	41	-	-	*	41

Table 5 (cont'd)

Geographic area		River	Lake	Pond	Others	Total
Yem	Holders	217	*	-	-	256
	Hectare	*	*	-	-	*
Amaro	Holders	8,696	63	*	208	8,747
	Hectare	2,272	1	*	9	2,282
Burji	Holders	*	*	-	*	328
	Hectare	*	*	-	*	*
Konso	Holders	1,503	-	-	*	1,683
	Hectare	251	-	-	*	252
Derashe	Holders	*	-	-	-	*
	Hectare	*	-	-	-	*
Dawro	Holders	-	-	-	-	-
	Hectare	-	-	-	-	-
Basketo	Holders	*	-	-	-	*
	Hectare	*	-	-	-	*
Konta	Holders	-	-	-	-	-
	Hectare	-	-	-	-	-
Silitie	Holders	*	-	-	2,381	2,797
	Hectare	*	-	-	*	*
Alaba	Holders	*	-	-	*	*
	Hectare	*	-	-	*	*
Harari Region	Holders	1,850	-	*	376	2,607
	Hectare	243	-	*	72	469
Addis Abeba	Holders	177	-	-	*	201
	Hectare	32	-	-	*	34
Dire Dawa	Holders	4,548	*	1,105	*	5,919
	Hectare	625	*	99	*	750

Table 6 Area of Irrigated land by Crop and Source of Water

Ethiopia

Crop type	River	Lake	Pond	Others	Total
All	125,510	2,225	5,671	13,465	146,871
Cereals	66,142	*	1,504	4,962	73,509
Teff	6,496	*	*	205	7,895
Barley	6,944	*	*	*	7,441
Wheat	5,798	*	*	-	6,116
Maize	32,851	*	567	1,629	35,586
Sorghum	13,206	*	545	*	15,596
Finger millet	741	*	-	-	769
Oats / 'Aja'	*	-	*	-	*
Rice	*	-	-	-	*
Pulses	3,378	-	*	403	3,950
Horse / Faba beans	953	-	*	*	1,012
Field Peas	424	-	*	-	469
Haricot beans	453	-	*	142	605
Chick peas	621	-	*	-	768
Lentils	250	-	-	-	250
Vetch / Grass peas	*	-	*	-	564
Soya beans	-	-	*	-	*
Fenugreek	*	-	*	*	*
Gibto	-	-	-	-	-
Oilseeds	1,711	*	*	*	1,740
Neug	*	-	*	-	*
Linseed	86	-	*	-	98
Groundnuts	213	*	*	*	219
Safflower	*	-	-	-	*
Sesame	*	-	-	-	*
Rapeseed	*	-	*	*	13
Vegetables	5,585	*	402	981	7,307
Lettuce	*	*	*	8	97
Head cabbage	267	*	*	78	585
Ethiopian cabbage	300	*	11	*	371
Tomatoes	*	-	*	81	*
Green peppers	387	*	105	143	917
Red peppers	1,450	*	*	89	1,883
Swiss chard	5	-	4	32	44
Root crops	10,895	162	1,239	1,055	13,351
Beetroot	*	*	*	14	447
Carrot	218	-	*	18	336
Onion	4,820	*	407	134	5,706
Potatoes	4,055	*	*	*	4,640
Garlic	590	*	66	109	895
Taro 'Godere'	36	-	-	-	41
Sweet potatoes	983	*	*	32	1,286
Other Temporary	8,434	*	*	860	9,512
Permanent crops	29,366	731	2,244	3,897	37,502
Avocado	188	*	*	20	210
Bananas	6,791	9	92	1,059	7,997
Guava	135	*	*	26	167
Lemons	155	*	18	19	207
Mangoes	1,047	*	3	263	1,314
Oranges	369	-	14	36	419
Papayas	506	*	13	104	623
Pineapples	-	-	-	-	-
Chat	7,857	*	1,552	*	11,475
Coffee	6,165	*	319	*	8,083
Hops / 'Gesho'	999	*	132	290	1,437
Enset	1,040	*	*	*	1,195
Sugar cane	3,786	94	79	*	4,024
Other permanent	328	*	*	14	352

Table 6 Area of Irrigated land by Crop and Source of Water

Tigray

Crop type	River	Lake	Pond	Others	Total
All	16,669	124	847	2,056	19,696
Cereals	14,202	*	369	*	16,069
Teff	3,682	-	*	*	4,464
Barley	1,499	-	*	*	1,629
Wheat	2,467	*	*	*	2,688
Maize	672	-	*	*	996
Sorghum	*	*	*	*	*
Finger millet	*	-	-	*	*
Oats / 'Aja'	-	-	-	-	-
Rice	-	-	-	-	-
Pulses	744	-	*	*	826
Horse / Faba beans	107	-	*	*	162
Field Peas	*	-	*	-	*
Haricot beans	*	-	-	-	*
Chick peas	280	-	-	-	280
Lentils	*	-	-	-	*
Vetch / Grass peas	*	-	-	-	*
Soya beans	-	-	-	-	-
Fenugreek	*	-	*	*	*
Gibto	-	-	-	-	-
Oilseeds	*	*	*	*	121
Neug	-	-	-	-	-
Linseed	*	-	*	-	*
Groundnuts	-	*	-	-	*
Safflower	*	-	-	*	*
Sesame	*	-	-	-	*
Rapeseed	*	-	*	*	*
Vegetables	503	*	*	246	873
Lettuce	*	-	*	5	31
Head cabbage	*	-	*	*	30
Ethiopian cabbage	*	-	-	-	*
Tomatoes	270	-	*	55	371
Green peppers	100	*	15	113	236
Red peppers	*	*	*	*	188
Swiss chard	2	-	*	13	18
Root crops	423	*	*	210	956
Beetroot	-	-	*	*	1
Carrot	*	-	*	*	*
Onion	206	*	*	101	385
Potatoes	*	-	*	18	*
Garlic	95	*	*	80	230
Taro 'Godere'	-	-	-	-	-
Sweet potatoes	*	-	*	*	*
Other Temporary	*	*	*	*	9
Permanent crops	693	*	36	111	842
Avocado	*	-	*	-	*
Bananas	19	-	*	*	22
Guava	*	-	*	*	*
Lemons	*	-	*	2	*
Mangoes	*	-	-	-	*
Oranges	*	-	*	*	14
Papayas	29	-	*	*	42
Pineapples	-	-	-	-	-
Chat	*	-	-	-	*
Coffee	8	-	*	6	22
Hops / 'Geshe'	187	*	*	3	280
Enset	-	-	-	-	-
Sugar cane	*	-	1	-	*
Other permanent	*	-	*	*	*

Table 6 Area of Irrigated land by Crop and Source of Water

Afar

Crop type	River	Lake	Pond	Others	Total
All	15,049	*	*	*	15,086
Cereals	12,886	*	*	-	12,919
Teff	-	-	-	-	-
Barley	*	-	-	-	*
Wheat	-	-	-	-	-
Maize	12,341	*	*	-	12,374
Sorghum	*	-	-	-	*
Finger millet	-	-	-	-	-
Oats / 'Aja'	-	-	-	-	-
Rice	-	-	-	-	-
Pulses	-	-	-	-	-
Horse / Faba beans	-	-	-	-	-
Field Peas	-	-	-	-	-
Haricot beans	-	-	-	-	-
Chick peas	-	-	-	-	-
Lentils	-	-	-	-	-
Vetch / Grass peas	-	-	-	-	-
Soya beans	-	-	-	-	-
Fenugreek	-	-	-	-	-
Gibto	-	-	-	-	-
Oilseeds	*	-	-	-	*
Neug	-	-	-	-	-
Linseed	-	-	-	-	-
Groundnuts	*	-	-	-	*
Safflower	-	-	-	-	-
Sesame	*	-	-	-	*
Rapeseed	-	-	-	-	-
Vegetables	*	-	*	*	*
Lettuce	-	-	-	-	-
Head cabbage	-	-	-	-	-
Ethiopian cabbage	-	-	-	*	*
Tomatoes	*	-	-	-	*
Green peppers	*	-	-	*	*
Red peppers	-	-	*	-	*
Swiss chard	-	-	-	-	-
Root crops	*	-	-	-	*
Beetroot	-	-	-	-	-
Carrot	-	-	-	-	-
Onion	*	-	-	-	*
Potatoes	-	-	-	-	-
Garlic	*	-	-	-	*
Taro 'Godere'	-	-	-	-	-
Sweet potatoes	*	-	-	-	*
Other Temporary	*	-	-	*	*
Permanent crops	*	*	-	*	*
Avocado	-	*	-	-	*
Bananas	*	*	-	*	*
Guava	*	-	-	-	*
Lemons	*	-	-	-	*
Mangoes	*	*	-	-	*
Oranges	*	-	-	-	*
Papayas	*	-	-	*	*
Pineapples	-	-	-	-	-
Chat	-	-	-	-	-
Coffee	*	-	-	*	*
Hops / 'Geshe'	-	-	-	-	-
Enset	-	-	-	-	-
Sugar cane	-	-	-	*	*
Other permanent	*	-	-	-	*

Table 6 Area of Irrigated land by Crop and Source of Water

Amhara

Crop type	River	Lake	Pond	Others	Total
All	25,705	182	249	2,161	28,297
Cereals	10,900	*	-	*	11,475
Teff	766	*	-	*	892
Barley	4,453	-	-	*	4,768
Wheat	1,945	-	-	-	2,013
Maize	1,727	*	-	*	1,788
Sorghum	1,585	-	-	-	1,585
Finger millet	*	*	-	-	*
Oats / 'Aja'	*	-	-	-	*
Rice	*	-	-	-	*
Pulses	1,582	-	*	*	1,714
Horse / Faba beans	801	-	-	*	806
Field Peas	*	-	-	-	*
Haricot beans	-	-	-	*	*
Chick peas	*	-	-	-	*
Lentils	*	-	-	-	*
Vetch / Grass peas	*	-	*	-	*
Soya beans	-	-	-	-	-
Fenugreek	*	-	-	*	*
Gibto	-	-	-	-	-
Oilseeds	*	-	-	*	*
Neug	*	-	-	-	*
Linseed	*	-	-	-	*
Groundnuts	-	-	-	-	-
Safflower	*	-	-	-	*
Sesame	*	-	-	-	*
Rapeseed	*	-	-	*	*
Vegetables	1,661	*	33	117	2,156
Lettuce	*	-	-	-	*
Head cabbage	66	-	*	*	111
Ethiopian cabbage	*	-	*	3	*
Tomatoes	*	-	*	*	123
Green peppers	48	*	*	*	104
Red peppers	1,290	*	22	*	1,628
Swiss chard	*	-	*	*	*
Root crops	4,749	*	77	458	5,287
Beetroot	*	-	*	*	12
Carrot	*	-	*	*	*
Onion	1,525	-	*	*	1,783
Potatoes	2,748	*	*	*	2,859
Garlic	342	-	*	20	476
Taro 'Godere'	-	-	-	-	-
Sweet potatoes	*	-	*	*	*
Other Temporary	53	*	*	*	101
Permanent crops	6,540	*	*	648	7,341
Avocado	*	-	-	-	*
Bananas	297	*	*	*	357
Guava	*	-	-	*	58
Lemons	46	-	*	*	56
Mangoes	*	-	*	-	*
Oranges	231	-	*	*	263
Papayas	*	-	*	9	*
Pineapples	-	-	-	-	-
Chat	*	-	*	2	*
Coffee	2,283	*	*	*	2,608
Hops / 'Geshe'	662	*	*	181	932
Enset	-	-	-	-	-
Sugar cane	*	*	-	*	1,388
Other permanent	*	-	-	*	*

Table 6 Area of Irrigated land by Crop and Source of Water

Oromia

Crop type	River	Lake	Pond	Others	Total
All	36,812	1,755	4,043	*	48,288
Cereals	16,820	*	828	*	20,330
Teff	917	*	*	*	1,092
Barley	516	*	*	-	569
Wheat	1,280	*	-	*	1,310
Maize	9,685	*	461	*	11,078
Sorghum	4,367	*	*	*	6,225
Finger millet	*	-	-	-	*
Oats / 'Aja'	*	-	*	-	*
Rice	-	-	-	-	-
Pulses	771	-	*	*	1,016
Horse / Faba beans	*	-	-	-	*
Field Peas	*	-	-	-	*
Haricot beans	219	-	*	-	230
Chick peas	*	-	*	*	*
Lentils	*	-	-	-	*
Vetch / Grass peas	*	-	-	*	*
Soya beans	-	-	-	-	-
Fenugreek	*	-	*	*	*
Gibto	-	-	-	-	-
Oilseeds	290	-	*	*	295
Neug	-	-	*	*	*
Linseed	53	-	-	-	53
Groundnuts	137	-	-	-	137
Safflower	-	-	-	-	-
Sesame	*	-	-	-	*
Rapeseed	-	-	-	-	-
Vegetables	*	*	*	*	*
Lettuce	-	*	*	*	*
Head cabbage	*	*	*	*	352
Ethiopian cabbage	*	-	*	*	*
Tomatoes	*	-	-	*	*
Green peppers	199	*	88	*	529
Red peppers	*	-	-	-	37
Swiss chard	-	-	-	*	*
Root crops	4,805	*	862	*	6,133
Beetroot	*	-	*	*	429
Carrot	*	-	*	*	166
Onion	*	*	*	*	*
Potatoes	1,154	*	*	*	1,426
Garlic	149	-	14	*	185
Taro 'Godere'	*	-	-	-	*
Sweet potatoes	511	*	*	*	749
Other Temporary	*	*	*	-	*
Permanent crops	10,948	544	1,919	*	16,423
Avocado	*	-	-	*	*
Bananas	615	4	*	*	885
Guava	34	-	*	*	49
Lemons	*	-	-	*	9
Mangoes	*	-	*	*	*
Oranges	*	-	*	*	*
Papayas	*	-	*	*	*
Pineapples	-	-	-	-	-
Chat	5,551	*	1,422	*	8,871
Coffee	1,654	*	*	*	3,121
Hops / 'Gesho'	*	*	*	*	219
Enset	*	*	*	-	*
Sugar cane	2,315	*	78	8	2,474
Other permanent	36	*	-	1	41

Table 6 Area of Irrigated land by Crop and Source of Water

Somalie

Crop type	River	Lake	Pond	Others	Total
All	1,659	*	100	*	1,764
Cereals	981	-	50	-	1,030
Teff	-	-	-	-	-
Barley	-	-	-	-	-
Wheat	*	-	-	-	*
Maize	311	-	*	-	311
Sorghum	564	-	50	-	613
Finger millet	-	-	-	-	-
Oats / 'Aja'	*	-	-	-	*
Rice	-	-	-	-	-
Pulses	*	-	-	-	*
Horse / Faba beans	-	-	-	-	-
Field Peas	*	-	-	-	*
Haricot beans	*	-	-	-	*
Chick peas	-	-	-	-	-
Lentils	-	-	-	-	-
Vetch / Grass peas	-	-	-	-	-
Soya beans	-	-	-	-	-
Fenugreek	-	-	-	-	-
Gibto	-	-	-	-	-
Oilseeds	*	-	-	-	*
Neug	-	-	-	-	-
Linseed	-	-	-	-	-
Groundnuts	*	-	-	-	*
Safflower	-	-	-	-	-
Sesame	*	-	-	-	*
Rapeseed	-	-	-	-	-
Vegetables	*	-	-	*	*
Lettuce	-	-	-	-	-
Head cabbage	*	-	-	-	*
Ethiopian cabbage	*	-	-	-	*
Tomatoes	6	-	-	*	6
Green peppers	*	-	-	*	*
Red peppers	-	-	-	-	-
Swiss chard	-	-	-	-	-
Root crops	*	-	11	*	*
Beetroot	-	-	-	-	-
Carrot	-	-	-	-	-
Onion	*	-	-	*	*
Potatoes	*	-	-	-	*
Garlic	*	-	-	-	*
Taro 'Godere'	-	-	-	-	-
Sweet potatoes	*	-	11	-	*
Other Temporary	*	-	*	-	*
Permanent crops	503	*	38	*	545
Avocado	-	-	-	-	-
Bananas	65	-	*	*	66
Guava	1	-	-	-	1
Lemons	72	*	14	*	88
Mangoes	28	*	*	-	29
Oranges	100	-	8	-	108
Papayas	*	-	*	*	*
Pineapples	-	-	-	-	-
Chat	118	-	15	-	134
Coffee	*	-	*	-	*
Hops / 'Gescho'	-	-	-	-	-
Enset	-	-	-	-	-
Sugar cane	*	-	-	-	*
Other permanent	18	*	*	-	19

Table 6 Area of Irrigated land by Crop and Source of Water

Benishangul – Gumuz

Crop type	River	Lake	Pond	Others	Total
All	*	6	*	*	*
Cereals	-	-	-	-	-
Teff	-	-	-	-	-
Barley	-	-	-	-	-
Wheat	-	-	-	-	-
Maize	-	-	-	-	-
Sorghum	-	-	-	-	-
Finger millet	-	-	-	-	-
Oats / 'Aja'	-	-	-	-	-
Rice	-	-	-	-	-
Pulses	-	-	-	-	-
Horse / Faba beans	-	-	-	-	-
Field Peas	-	-	-	-	-
Haricot beans	-	-	-	-	-
Chick peas	-	-	-	-	-
Lentils	-	-	-	-	-
Vetch / Grass peas	-	-	-	-	-
Soya beans	-	-	-	-	-
Fenugreek	-	-	-	-	-
Gibto	-	-	-	-	-
Oilseeds	*	-	-	-	*
Neug	42	-	-	-	42
Linseed	-	-	-	-	-
Groundnuts	*	-	-	-	*
Safflower	-	-	-	-	-
Sesame	-	-	-	-	-
Rapeseed	*	-	-	-	*
Vegetables	15	-	-	-	15
Lettuce	-	-	-	-	-
Head cabbage	6	-	-	-	6
Ethiopian cabbage	-	-	-	-	-
Tomatoes	5	-	-	-	5
Green peppers	*	-	-	-	*
Red peppers	3	-	-	-	3
Swiss chard	-	-	-	-	-
Root crops	*	-	-	-	*
Beetroot	-	-	-	-	-
Carrot	-	-	-	-	-
Onion	*	-	-	-	*
Potatoes	*	-	-	-	*
Garlic	*	-	-	-	*
Taro 'Godere'	-	-	-	-	-
Sweet potatoes	-	-	-	-	-
Other Temporary	-	-	-	*	*
Permanent crops	*	6	*	-	*
Avocado	*	-	-	-	*
Bananas	49	4	-	-	53
Guava	-	-	-	-	-
Lemons	*	-	-	-	*
Mangoes	*	-	-	-	*
Oranges	*	-	-	-	*
Papayas	*	-	-	-	*
Pineapples	-	-	-	-	-
Chat	23	1	-	-	23
Coffee	*	1	-	-	*
Hops / 'Geshe'	*	-	-	-	*
Enset	-	-	-	-	-
Sugar cane	*	*	*	-	*
Other permanent	*	-	-	-	*

Table 6 Area of Irrigated land by Crop and Source of Water

S.N.N.P.R

Crop type	River	Lake	Pond	Others	Total
All	27,694	*	*	3,468	31,461
Cereals	9,926	-	*	1,011	11,106
Teff	1,119	-	*	180	1,436
Barley	*	-	-	-	*
Wheat	*	-	-	-	*
Maize	8,063	-	*	831	8,922
Sorghum	713	-	*	*	717
Finger millet	24	-	-	-	24
Oats / 'Aja'	-	-	-	-	-
Rice	-	-	-	-	-
Pulses	266	-	*	78	378
Horse / Faba beans	-	-	-	-	-
Field Peas	16	-	-	*	*
Haricot beans	225	-	-	78	307
Chick peas	-	-	-	-	-
Lentils	*	-	-	-	*
Vetch / Grass peas	-	-	-	-	-
Soya beans	-	-	*	-	*
Fenugreek	-	-	-	-	-
Gibto	-	-	-	-	-
Oilseeds	21	-	-	-	21
Neug	-	-	-	-	-
Linseed	21	-	-	-	21
Groundnuts	1	-	-	-	1
Safflower	-	-	-	-	-
Sesame	*	-	-	-	*
Rapeseed	-	-	-	-	-
Vegetables	186	*	*	106	297
Lettuce	-	-	-	*	*
Head cabbage	37	-	-	9	70
Ethiopian cabbage	24	*	*	*	66
Tomatoes	69	-	-	25	96
Green peppers	27	-	*	*	33
Red peppers	27	-	-	*	27
Swiss chard	3	-	-	*	4
Root crops	474	*	*	38	514
Beetroot	1	*	-	*	4
Carrot	*	-	-	3	*
Onion	72	*	-	*	76
Potatoes	*	-	-	-	*
Garlic	*	-	-	*	*
Taro 'Godere'	20	-	-	*	26
Sweet potatoes	286	-	*	22	310
Other Temporary	7,872	-	*	839	8,712
Permanent crops	8,948	*	*	1,337	10,434
Avocado	87	*	*	17	104
Bananas	5,325	-	*	845	6,194
Guava	*	*	-	4	5
Lemons	18	-	-	10	28
Mangoes	719	-	-	255	973
Oranges	10	-	*	*	14
Papayas	44	*	*	61	105
Pineapples	-	-	-	-	-
Chat	*	*	*	*	*
Coffee	1,257	*	-	*	1,338
Hops / 'Gescho'	-	-	-	-	-
Enset	982	*	*	*	1,016
Sugar cane	109	*	*	2	131
Other permanent	67	-	*	6	74

Table 6 Area of Irrigated land by Crop and Source of Water

Harari

Crop type	River	Lake	Pond	Others	Total
All	243	-	*	72	469
Cereals	86	-	*	21	182
Teff	-	-	-	-	-
Barley	-	-	-	-	-
Wheat	-	-	-	-	-
Maize	29	-	*	*	64
Sorghum	*	-	*	*	117
Finger millet	-	-	-	-	-
Oats / 'Aja'	-	-	-	-	-
Rice	-	-	-	-	-
Pulses	-	-	-	*	*
Horse / Faba beans	-	-	-	-	-
Field Peas	-	-	-	-	-
Haricot beans	-	-	-	*	*
Chick peas	-	-	-	-	-
Lentils	-	-	-	-	-
Vetch / Grass peas	-	-	-	-	-
Soya beans	-	-	-	-	-
Fenugreek	-	-	-	-	-
Gibto	-	-	-	-	-
Oilseeds	*	-	*	*	*
Neug	-	-	-	-	-
Linseed	-	-	-	-	-
Groundnuts	*	-	*	*	*
Safflower	-	-	-	-	-
Sesame	-	-	-	-	-
Rapeseed	-	-	-	-	-
Vegetables	-	-	-	*	*
Lettuce	-	-	-	-	-
Head cabbage	-	-	-	*	*
Ethiopian cabbage	-	-	-	-	-
Tomatoes	-	-	-	-	-
Green peppers	-	-	-	-	-
Red peppers	-	-	-	-	-
Swiss chard	-	-	-	-	-
Root crops	*	-	*	*	22
Beetroot	*	-	-	-	*
Carrot	*	-	-	-	*
Onion	-	-	-	-	-
Potatoes	*	-	-	-	*
Garlic	-	-	-	-	-
Taro 'Godere'	-	-	-	-	-
Sweet potatoes	*	-	*	*	*
Other Temporary	*	-	-	-	*
Permanent crops	113	-	*	48	235
Avocado	-	-	-	-	-
Bananas	*	-	-	-	*
Guava	*	-	*	*	*
Lemons	*	-	-	-	*
Mangoes	*	-	*	-	*
Oranges	-	-	*	-	*
Papayas	*	-	*	*	*
Pineapples	-	-	-	-	-
Chat	81	-	*	44	184
Coffee	*	-	*	*	*
Hops / 'Geshe'	-	-	-	-	-
Enset	-	-	-	-	-
Sugar cane	*	-	-	-	*
Other permanent	*	-	-	*	*

Table 6 Area of Irrigated land by Crop and Source of Water

Addis Abeba

Crop type	River	Lake	Pond	Others	Total
All	32	-	-	*	34
Cereals	*	-	-	-	*
Teff	*	-	-	-	*
Barley	-	-	-	-	-
Wheat	-	-	-	-	-
Maize	-	-	-	-	-
Sorghum	-	-	-	-	-
Finger millet	-	-	-	-	-
Oats / 'Aja'	-	-	-	-	-
Rice	-	-	-	-	-
Pulses	*	-	-	-	*
Horse / Faba beans	*	-	-	-	*
Field Peas	*	-	-	-	*
Haricot beans	-	-	-	-	-
Chick peas	-	-	-	-	-
Lentils	-	-	-	-	-
Vetch / Grass peas	-	-	-	-	-
Soya beans	-	-	-	-	-
Fenugreek	-	-	-	-	-
Gibto	-	-	-	-	-
Oilseeds	-	-	-	-	-
Neug	-	-	-	-	-
Linseed	-	-	-	-	-
Groundnuts	-	-	-	-	-
Safflower	-	-	-	-	-
Sesame	-	-	-	-	-
Rapeseed	-	-	-	-	-
Vegetables	*	-	-	*	*
Lettuce	-	-	-	*	*
Head cabbage	*	-	-	*	*
Ethiopian cabbage	-	-	-	*	*
Tomatoes	*	-	-	-	*
Green peppers	-	-	-	-	-
Red peppers	-	-	-	-	-
Swiss chard	*	-	-	*	*
Root crops	*	-	-	-	*
Beetroot	-	-	-	-	-
Carrot	*	-	-	-	*
Onion	-	-	-	-	-
Potatoes	*	-	-	-	*
Garlic	-	-	-	-	-
Taro 'Godere'	-	-	-	-	-
Sweet potatoes	-	-	-	-	-
Other Temporary	-	-	-	-	-
Permanent crops	*	-	-	-	*
Avocado	-	-	-	-	-
Bananas	-	-	-	-	-
Guava	-	-	-	-	-
Lemons	-	-	-	-	-
Mangoes	-	-	-	-	-
Oranges	-	-	-	-	-
Papayas	-	-	-	-	-
Pineapples	-	-	-	-	-
Chat	-	-	-	-	-
Coffee	-	-	-	-	-
Hops / 'Geshe'	-	-	-	-	-
Enset	*	-	-	-	*
Sugar cane	*	-	-	-	*
Other permanent	-	-	-	-	-

Table 6 Area of Irrigated land by Crop and Source of Water

Dire Dawa

Crop type	River	Lake	Pond	Others	Total
All	625	*	99	*	750
Cereals	328	-	39	*	385
Teff	-	-	-	-	-
Barley	-	-	-	-	-
Wheat	-	-	-	-	-
Maize	*	-	20	*	51
Sorghum	303	-	*	*	334
Finger millet	-	-	-	-	-
Oats / 'Aja'	-	-	-	-	-
Rice	-	-	-	-	-
Pulses	*	-	*	-	*
Horse / Faba beans	-	-	-	-	-
Field Peas	-	-	-	-	-
Haricot beans	*	-	*	-	*
Chick peas	-	-	-	-	-
Lentils	-	-	-	-	-
Vetch / Grass peas	-	-	-	-	-
Soya beans	-	-	-	-	-
Fenugreek	-	-	-	-	-
Gibto	-	-	-	-	-
Oilseeds	-	-	-	-	-
Neug	-	-	-	-	-
Linseed	-	-	-	-	-
Groundnuts	-	-	-	-	-
Safflower	-	-	-	-	-
Sesame	-	-	-	-	-
Rapeseed	-	-	-	-	-
Vegetables	*	*	*	*	*
Lettuce	-	-	-	-	-
Head cabbage	-	-	-	-	-
Ethiopian cabbage	-	-	-	-	-
Tomatoes	*	-	*	-	*
Green peppers	*	*	-	*	*
Red peppers	-	-	-	-	-
Swiss chard	-	-	-	-	-
Root crops	*	-	*	-	*
Beetroot	-	-	-	-	-
Carrot	-	-	-	-	-
Onion	*	-	-	-	*
Potatoes	-	-	*	-	*
Garlic	-	-	-	-	-
Taro 'Godere'	-	-	-	-	-
Sweet potatoes	*	-	*	-	*
Other Temporary	-	-	-	-	-
Permanent crops	257	-	53	*	312
Avocado	-	-	-	-	-
Bananas	*	-	*	-	*
Guava	*	-	*	-	2
Lemons	*	-	-	-	*
Mangoes	*	-	*	*	*
Oranges	*	-	-	*	*
Papayas	17	-	*	*	19
Pineapples	-	-	-	-	-
Chat	142	-	*	-	181
Coffee	57	-	13	*	70
Hops / 'Geshe'	-	-	-	-	-
Enset	-	-	-	-	-
Sugar cane	*	-	-	-	*
Other permanent	*	-	*	-	*

Table 7 Farm Area Protected against Erosion as Reported by Farmers

Geographic area		Method of Protection					
		Terracing	Water catchments	Planting trees	Ploughing along the contour	Others	Total
Ethiopia	Holder	3,938,593	2,019,858	347,189	6,392,811	2,088,863	11,559,512
	Hectare	2,713,511	1,085,407	111,281	5,678,962	1,703,410	11,292,572
Tigray Region	Holder	339,477	388,779	16,768	345,082	3,052	725,586
	Hectare	235,499	217,809	*	262,419	302	719,288
North West Tigray	Holder	67,751	62,201	*	79,639	*	129,365
	Hectare	54,307	47,328	*	66,172	*	168,408
Central Tigray	Holder	99,055	124,796	*	70,221	*	211,975
	Hectare	70,665	59,095	*	24,197	*	155,424
East Tigray	Holder	73,620	61,959	*	50,096	*	114,216
	Hectare	27,952	18,515	*	27,162	*	73,713
South Tigray	Holder	77,397	115,242	7,254	103,303	1,486	201,440
	Hectare	58,133	73,433	*	78,803	*	211,427
Western Tigray	Holder	21,655	24,582	569	41,823	324	68,589
	Hectare	24,443	19,438	311	66,086	38	110,315
Afar Region	Holder	3,106	7,367	-	8,641	*	18,177
	Hectare	1,659	9,882	-	8,518	*	20,373
Zone 1	Holder	-	6,054	-	5,237	-	11,229
	Hectare	-	8,764	-	5,171	-	13,935
Zone 3	Holder	3,106	*	-	3,404	*	6,948
	Hectare	1,659	*	-	3,347	*	6,438
Amhara Region	Holder	1,796,460	643,654	40,683	1,368,165	553,605	3,169,903
	Hectare	1,478,708	371,755	8,938	1,372,054	452,111	3,683,566
North Gondar	Holder	240,574	127,896	*	276,691	45,680	466,307
	Hectare	216,899	92,994	*	308,405	29,097	649,599
South Gondar	Holder	257,704	104,565	*	206,777	88,131	397,200
	Hectare	212,845	50,482	*	173,041	41,689	480,742
North Wollo	Holder	244,885	104,695	5,072	87,839	8,657	313,289
	Hectare	160,594	36,657	410	36,877	*	237,842
South Wollo	Holder	401,551	94,436	*	131,551	54,103	501,370
	Hectare	262,265	48,748	*	64,728	*	400,622
North Shewa	Holder	238,641	75,012	*	159,980	119,994	370,874
	Hectare	199,507	50,841	*	151,889	61,877	464,576
East Gojjam	Holder	159,502	61,262	*	165,138	69,693	399,837
	Hectare	171,937	58,787	*	181,501	82,783	495,125
West Gojjam	Holder	108,580	31,701	*	217,246	89,008	399,440
	Hectare	120,907	8,172	*	293,073	114,887	537,162
Waghamera	Holder	60,757	10,908	-	26,885	*	77,637
	Hectare	64,804	8,963	-	22,176	*	96,568
Awii	Holder	29,049	*	*	82,632	72,437	167,681
	Hectare	31,657	*	*	133,842	93,445	264,568
Oromia Zone	Holder	55,216	24,429	*	13,426	2,578	76,268
	Hectare	37,294	10,652	*	6,521	710	56,761
Oromia Region	Holder	1,022,816	685,551	175,783	3,035,254	1,162,423	4,793,038
	Hectare	684,227	359,207	58,269	3,048,169	1,086,239	5,236,111
West Welega	Holder	86,929	34,494	66,546	346,970	64,870	400,597
	Hectare	44,414	13,254	15,685	309,495	31,981	414,830
East Welega	Holder	20,649	14,145	5,183	238,267	86,438	307,804
	Hectare	19,876	5,188	748	324,108	103,016	452,937
Illubabor	Holder	37,593	16,935	13,898	203,838	40,217	256,936
	Hectare	23,676	5,835	6,511	203,263	28,341	267,626
Jimma	Holder	29,906	21,962	34,360	431,076	156,486	520,367
	Hectare	*	*	8,588	404,753	82,323	516,918
West Shewa	Holder	64,376	22,832	4,646	227,000	276,375	432,322
	Hectare	46,908	*	*	221,270	285,358	567,397

Table 7 (cont'd)

Geographic area		Method of Protection					
		Terracing	Water catchments	Planting trees	Ploughing along the contour	Others	Total
North Shewa	Holder	69,468	45,953	*	151,006	118,058	287,561
	Hectare	66,588	33,757	*	160,504	126,977	388,611
East Shewa	Holder	98,386	49,731	*	281,796	27,061	405,452
	Hectare	106,034	41,974	*	331,164	*	511,695
Arsi	Holder	74,771	66,752	*	353,806	165,975	563,401
	Hectare	41,160	27,656	*	374,089	182,302	641,192
West Harerge	Holder	187,499	118,281	*	124,046	19,577	309,851
	Hectare	116,704	51,383	*	71,803	*	248,970
East Harerge	Holder	246,637	193,375	*	110,176	*	444,836
	Hectare	115,803	102,019	*	*	*	318,959
Bale	Holder	31,747	23,539	-	208,360	81,648	324,037
	Hectare	30,911	5,109	-	280,817	103,423	420,260
Borena	Holder	4,680	*	*	98,661	*	122,723
	Hectare	*	*	*	46,653	*	59,048
South West Shewa	Holder	41,212	28,703	2,810	145,771	91,728	229,087
	Hectare	41,065	*	*	161,033	84,513	307,243
Guji	Holder	28,964	37,383	*	114,482	*	188,063
	Hectare	17,754	22,430	*	73,755	*	120,426
Somali Region	Holder	23,229	20,562	120	45,760	106	84,870
	Hectare	16,835	13,205	15	46,260	39	76,354
Shinele	Holder	2,775	682	120	172	86	3,318
	Hectare	1,083	212	15	39	33	1,382
Jijiga	Holder	19,752	16,122	-	42,783	-	74,421
	Hectare	15,201	11,428	-	44,697	-	71,327
Liben	Holder	*	3,759	-	2,805	*	7,131
	Hectare	*	1,565	-	1,524	*	3,646
Benishangul – Gumuz Region	Holder	6,757	48,069	*	82,859	13,450	140,111
	Hectare	4,844	37,353	*	120,988	13,409	177,399
Metekel Zone	Holder	2,064	4,913	*	47,685	3,004	51,265
	Hectare	*	*	*	74,476	1,892	81,250
Asosa	Holder	4,591	41,595	-	22,525	1,313	66,746
	Hectare	3,874	32,619	-	23,718	755	60,966
Kemashi	Holder	*	*	*	12,649	9,133	22,101
	Hectare	*	*	*	22,794	10,762	35,183
S.N.N.P Region	Holder	718,359	218,255	109,829	1,504,439	348,618	2,587,949
	Hectare	274,933	72,416	39,936	818,307	142,689	1,348,282
Gurage	Holder	53,892	19,103	*	194,978	27,315	256,137
	Hectare	20,857	5,409	*	93,728	11,268	131,262
Hadiya	Holder	38,528	10,172	*	181,496	*	202,647
	Hectare	17,505	*	*	121,313	*	142,672
Kembata – Tembaro	Holder	28,588	*	*	86,398	10,995	112,371
	Hectare	10,402	*	*	34,831	3,283	49,176
Sidama	Holder	250,821	47,274	61,279	123,002	51,257	519,191
	Hectare	82,050	15,103	28,892	54,675	20,204	200,923
Gedio	Holder	38,772	*	20,626	23,074	66,067	152,916
	Hectare	11,123	*	3,911	5,748	25,674	48,370
Wolayita	Holder	89,704	32,472	1,058	157,017	31,496	267,558
	Hectare	24,430	6,804	250	56,219	10,372	98,075
South Omo	Holder	13,849	6,049	*	55,683	4,472	80,037
	Hectare	6,395	*	*	31,687	2,351	44,853
Sheka	Holder	*	5,033	*	22,912	5,100	33,576
	Hectare	*	2,859	*	14,951	*	22,391
Keffa	Holder	*	5,225	*	161,157	10,725	166,962
	Hectare	*	747	*	129,255	2,341	136,163

Table 7 (cont'd)

Geographic area		Method of Protection					
		Terracing	Water catchments	Planting trees	Ploughing along the contour	Others	Total
Gamo - Gofa	Holder	74,019	31,889	1,437	122,198	86,995	280,205
	Hectare	38,495	16,271	165	61,228	34,723	150,882
Benchi – Maji	Holder	5,206	1,803	12,430	109,460	2,703	117,695
	Hectare	519	336	2,751	42,301	745	46,651
Yem	Holder	1,018	*	*	9,894	8,404	15,236
	Hectare	672	*	*	8,392	8,335	17,598
Amaro	Holder	3,849	4,201	114	15,151	9,361	28,748
	Hectare	1,266	936	17	9,461	4,068	15,748
Burji	Holder	661	1,422	-	5,747	2,190	8,663
	Hectare	237	479	-	5,279	1,020	7,015
Konso	Holder	31,930	2,848	*	8,804	*	35,862
	Hectare	18,029	865	*	7,098	*	25,997
Derashe	Holder	10,214	5,442	*	14,130	*	24,612
	Hectare	4,228	5,024	*	5,948	*	16,509
Dawro	Holder	11,835	8,771	1,410	57,704	13,176	79,991
	Hectare	3,375	*	*	25,901	6,264	37,645
Basketo	Holder	1,046	791	*	5,582	5,049	11,589
	Hectare	419	503	*	2,533	2,588	6,044
Konta	Holder	*	555	295	16,833	1,157	18,249
	Hectare	*	150	56	12,585	759	13,561
Silitie	Holder	56,548	20,345	*	100,392	5,060	141,628
	Hectare	30,411	7,162	*	66,595	*	106,398
Alaba	Holder	3,291	1,140	*	32,827	*	34,078
	Hectare	1,404	245	*	28,579	*	30,350
Harari Region	Holder	11,855	5,721	*	1,129	*	16,021
	Hectare	8,047	3,213	*	448	*	11,887
Addis Abeba	Holder	275	271	132	1,217	5,817	6,497
	Hectare	160	66	18	1,790	8,170	10,203
Dire Dawa	Holder						
	Hectare						

Table 8 Number of Holders Reporting Oxen Shortage by Coping Strategy

Geographic area	Coping strategy						
	Renting oxen	Pairing with Someone's ox	Pairing with horse/cow	Using horse / cow	Digging by hand	Borrowing oxen	Others
Ethiopia	882,486	2,613,040	182,463	111,160	1,893,391	2,111,779	462,764
Tigray Region	70,387	208,544	5,020	1,872	9,287	109,695	29,648
North West Tigray	7,663	31,522	*	-	*	14,574	3,299
Central Tigray	19,639	59,081	*	*	*	41,828	5,294
East Tigray	9,557	50,043	*	-	1,545	24,641	4,299
South Tigray	20,329	56,375	*	*	4,784	25,593	10,219
Western Tigray	13,199	11,524	346	921	1,036	3,058	6,538
Afar Region	23,162	1,983	*	*	3,244	2,237	1,404
Zone 1	10,160	590	*	*	*	*	804
Zone 3	13,002	1,393	*	*	531	1,434	600
Amhara Region	233,525	889,515	96,865	73,333	63,777	530,094	102,144
North Gondar	62,125	123,960	13,103	*	10,135	78,229	12,190
South Gondar	30,809	115,051	15,950	*	9,372	71,227	15,582
North Wollo	15,584	109,289	10,929	9,313	8,037	45,862	9,687
South Wollo	31,640	130,130	14,291	9,613	3,449	105,240	12,388
North Shewa	25,814	92,902	8,749	*	7,325	58,298	18,401
East Gojjam	24,379	121,986	*	*	11,747	56,851	13,773
West Gojjam	19,815	133,193	5,352	3,119	3,795	57,801	9,547
Waghamera	5,138	21,491	2,980	718	1,866	18,424	1,588
Awii	13,209	25,419	12,834	22,591	3,494	21,051	7,134
Oromia Zone	5,012	16,095	-	-	4,557	17,111	1,854
Oromia Region	359,087	926,467	55,348	20,090	658,485	1,000,633	248,703
West Welega	58,386	119,866	4,136	2,206	32,928	59,112	26,919
East Welega	17,391	61,563	3,896	1,038	18,787	52,561	27,533
Illubabor	19,199	69,297	3,338	604	24,770	45,841	12,357
Jimma	27,607	151,489	*	*	35,021	96,426	21,591
West Shewa	42,135	59,146	7,495	-	19,480	92,240	32,895
South West Shewa	33,487	60,588	*	*	6,265	53,385	14,850
North Shewa	23,725	61,263	4,851	*	*	132,175	21,397
East Shewa	36,163	92,004	*	2,141	23,778	135,328	22,053
Arsi	10,361	83,027	*	*	51,850	84,014	17,109
West Harerge	19,648	52,250	5,567	*	208,287	98,899	*
East Harerge	23,247	44,835	850	-	59,557	55,001	26,526
Bale	17,327	16,200	*	*	52,383	28,079	*
Borena	21,157	46,584	1,155	*	11,420	43,672	6,745
Guji	9,255	8,356	*	-	105,575	23,900	1,704
Somali Region	18,957	11,084	929	*	16,263	23,465	16,593
Shinele	2,735	201	-	75	1,893	677	52
Jijiga	3,801	10,087	873	*	6,763	20,356	15,878
Liben	12,421	796	*	*	7,607	2,432	*
Benishangul – Gumuz Region	9,729	12,687	2,509	2,237	69,995	11,546	1,791
Metekel Zone	4,326	5,544	*	*	15,615	4,436	696
Asosa	4,849	4,961	1,842	1,750	43,392	4,200	768
Kemashi	554	2,181	263	*	10,988	2,911	327
S.N.N.P Region	164,381	556,888	20,742	12,228	1,052,583	429,479	61,619
Gurage	36,911	50,868	*	*	124,188	18,241	3,491
Hadiya	19,597	65,054	4,914	-	12,764	67,716	2,629
Kembata – Tembaro	6,198	42,786	*	*	19,339	40,402	*
Sidama	9,876	26,188	*	*	435,256	19,130	*
Gedio	6,965	3,286	-	*	135,037	*	*
Wolayita	22,926	99,019	2,229	439	44,828	85,862	5,959
South Omo	14,500	9,279	*	*	27,549	15,931	2,366
Sheka	4,278	8,751	*	*	10,100	4,807	2,024
Keffa	4,799	72,407	*	*	4,920	27,690	16,324
Gamo – Gofa	11,209	45,686	3,140	4,331	137,318	31,844	3,466

Table 8 (cont'd)

Geographic Area	Coping strategy						
	Renting oxen	Pairing with Someone's ox	Pairing with horse/cow	Using horse / cow	Digging by hand	Borrowing oxen	Others
Benchi – Maji	7,711	28,092	2,110	423	25,094	28,766	5,455
Yem	350	3,669	*	-	1,172	2,544	971
Amaro	186	4,493	86	-	8,893	4,301	635
Burji	137	1,003	*	-	505	2,449	*
Konso	1,389	4,755	-	-	18,408	4,431	*
Derashe	1,516	2,828	*	-	7,047	3,815	1,148
Dawro	3,548	21,664	*	*	18,216	22,968	5,051
Basketo	1,230	2,975	77	88	5,601	273	151
Konta	572	6,841	-	243	2,301	4,163	703
Silitie	8,525	43,597	*	-	13,819	36,136	4,523
Alaba	1,958	13,645	-	-	*	7,730	1,077
Harari Region	219	1,666	593	489	9,449	1,387	496
Addis Abeba	599	510	-	*	1,406	999	251
Dire Dawa	2,440	3,696	*	-	8,902	2,244	*

APPENDIX I

ESTIMATION PROCEDURES OF TOTALS, RATIOS AND SAMPLING ERRORS

APPENDIX I Estimation Procedures of Totals, Ratios and Sampling Errors

The following formulas were used to estimate total area of land under specific crop, total holders, quantity of fertilizer applied and seed sowed, and ratios in a stratum.

1. For Estimating Total Area of Land Under Specific Crop:

$$\hat{A}_h = \sum_{i=1}^{n_h} W_{hi} \sum_{j=1}^{h_{hi}} a_{hij} = \sum_{i=1}^{n_h} W_{hi} a_{hi}$$

in which, $W_{hi} = \frac{M_h H_{hi}}{n_h m_{hi} h_{hi}}$ is the basic weight.

Where:

h represents the stratum

n_h is the total number of sample EAs successfully covered in the h^{th} stratum.

M_h is the measure of size of the h^{th} stratum as obtained from the sampling frame.

m_{hi} is the measure of size of the i^{th} sample EA in the h^{th} stratum obtained from the sampling frame.

H_{hi} is the total number of agricultural households of the i^{th} sample EA in the h^{th} stratum.

h_{hi} is the number of sample agricultural households successfully covered in the i^{th} sample EA in the h^{th} stratum.

a_{hij} is the value of area for agricultural households j , in the i^{th} EA in the h^{th} stratum under a specific crop.

a_{hi} is the sample total area under specific crop for EA i in stratum h .

\hat{A}_h estimate of total area under specific crop in stratum h .

2. For Estimating Total Number of Holders:

$$\hat{Y}_h = \sum_{i=1}^{n_h} W_{hi} y_{hi}$$

Where:

y_{hi} is the sample total number of holders of i^{th} EA in the h^{th} stratum.

\hat{Y}_h is estimate of total number of holders for the h^{th} stratum.

W_{hi} is as defined above.

3. For Estimating Quantity of Fertilizer and seed in Stratum h :

$$\hat{Q}_h = \sum_{i=1}^{n_h} W_{hi} q_{hi}$$

where,

\hat{Q}_h is estimate of total quantity of a specific fertilizer applied or seed sowed for a specific crop land in the h^{th} stratum.

q_{hi} is the sample total of a specific fertilizer applied or seed sowed for a specific crop land in the i^{th} EA in the h^{th} stratum.

W_{hi} is as defined above.

4. For Estimating Ratios in Stratum h:

$$\hat{R}_h = \frac{\hat{Z}_h}{\hat{X}_h},$$

Where, the numerator and denominator are estimates of domain totals for characteristic z and x, respectively.

5. Sampling Variance of Estimates:

Sampling variance for the estimate of stratum total of area for a specific crop and holders, and ratios are estimated by the following formulas.

$$Var(\hat{A}_h) = (1 - f_h) \frac{n_h}{n_h - 1} \sum_{i=1}^{n_h} \left(\hat{A}_{hi} - \frac{\hat{A}_h}{n_h} \right)^2 + f_h \sum_{i=1}^{n_h} (1 - f_{hi}) \left(\frac{h_{hi}}{h_{hi} - 1} \right) \sum_{j=1}^{h_{hi}} \left(\hat{A}_{hij} - \frac{\hat{A}_{hi}}{h_{hi}} \right)^2$$

$$Var(\hat{Y}_h) = (1 - f_h) \frac{n_h}{n_h - 1} \sum_{i=1}^{n_h} \left(\hat{Y}_{hi} - \frac{\hat{Y}_h}{n_h} \right)^2 + f_h \sum_{i=1}^{n_h} (1 - f_{hi}) \left(\frac{h_{hi}}{h_{hi} - 1} \right) \sum_{j=1}^{h_{hi}} \left(\hat{Y}_{hij} - \frac{\hat{Y}_{hi}}{h_{hi}} \right)^2$$

$$Var(\hat{Q}_h) = (1 - f_h) \frac{n_h}{n_h - 1} \sum_{i=1}^{n_h} \left(\hat{Q}_{hi} - \frac{\hat{Q}_h}{n_h} \right)^2 + f_h \sum_{i=1}^{n_h} (1 - f_{hi}) \left(\frac{h_{hi}}{h_{hi} - 1} \right) \sum_{j=1}^{h_{hi}} \left(\hat{Q}_{hij} - \frac{\hat{Q}_{hi}}{h_{hi}} \right)^2$$

$$Var(\hat{R}_h) = \frac{1}{\hat{X}_h^2} \left[Var(\hat{Z}_h) + \hat{R}_h^2 Var(\hat{X}_h) - 2\hat{R}_h Cov(\hat{Z}_h, \hat{X}_h) \right]$$

Where,

$$Cov(\hat{Z}_h, \hat{X}_h) = (1 - f_h) \frac{n_h}{n_h - 1} \sum_{i=1}^{n_h} \left(\hat{Z}_{hi} - \frac{\hat{Z}_h}{n_h} \right) \left(\hat{X}_{hi} - \frac{\hat{X}_h}{n_h} \right) + f_h \sum_{i=1}^{n_h} (1 - f_{hi}) \left(\frac{h_{hi}}{h_{hi} - 1} \right) \sum_{j=1}^{h_{hi}} \left(\hat{Z}_{hij} - \frac{\hat{Z}_{hi}}{h_{hi}} \right) \left(\hat{X}_{hij} - \frac{\hat{X}_{hi}}{h_{hi}} \right)$$

f_h = average first stage probability of selection of EAs within stratum h .

$f_{hi} = \frac{h_{hi}}{H_{hi}}$ = average second stage probability of selection within the i^{th} sample EA in stratum h .

$\hat{A}_{hi}, \hat{Y}_{hi}, \hat{Q}_{hi}, \hat{Z}_{hi}, \hat{X}_{hi}$ are weighted total area, holder, quantity of fertilizer or seed, characteristics z and x, respectively, in the i^{th} EA and h^{th} stratum.

$\hat{A}_{hij}, \hat{Y}_{hij}, \hat{Q}_{hij}, \hat{Z}_{hij}, \hat{X}_{hij}$ are weighted value of area, holder, quantity of fertilizer or seed, characteristics z and x, respectively, from j^{th} agricultural household in the i^{th} EA and h^{th} stratum.

Since all strata are independent, the total variance at regional and country level is computed by aggregating the result obtained at Zone/Special Wereda level, i.e.

$$Var(\hat{A}) = \sum_h^L Var(\hat{A}_h), Var(\hat{Y}) = \sum_h^L Var(\hat{Y}_h), Var(\hat{R}) = \sum_{i=1}^L Var(\hat{R}_h)$$

Where, L is the number of strata (Zone/Special Wereda).

In estimating the sampling variance by the above formula, selection of EAs within a stratum is assumed to be with replacement. By so doing the variance estimate may be slightly over estimated but it greatly simplifies the estimation procedure.

6. Coefficient of Variation (CV) of Estimates:

Coefficient of Variations (CV's) in percentage for estimates of stratum total area, number of holders, applied fertilizer and sowed seed for a specific crop are given by:

$$CV(\hat{A}_h) = \frac{\sqrt{Var(\hat{A}_h)}}{\hat{A}_h} * 100, CV(\hat{Y}_h) = \frac{\sqrt{Var(\hat{Y}_h)}}{\hat{Y}_h} * 100, CV(\hat{Q}_h) = \frac{\sqrt{Var(\hat{Q}_h)}}{\hat{Q}_h} * 100,$$

$$CV(\hat{R}_h) = \frac{\sqrt{Var(\hat{R}_h)}}{\hat{R}_h} * 100$$

7. Ninety-five Percent Confidence Interval (CI) of Stratum Total of Area:

$$\hat{A}_h \pm 1.96 * SE(\hat{A}_h) \quad ,$$

Where, $SE(\hat{A}_h) = \sqrt{Var(\hat{A}_h)}$ is the standard error of the estimate of stratum total area.

Estimates of standard errors and confidence intervals for other estimates can also be calculated by adopting the above formulas.

APPENDIX II
ESTIMATES OF STANDARD ERRORS AND COEFFICIENT OF
VARIATIONS

APPENDIX II Estimate of Inputs Applied Area, quantity of inputs used and their Standard Errors and Coefficient of Variations

Crop	All fertilizer						DAP		
	Area (ha)			Quantity (qt)			Area (ha)		
	Estimate	S.E	C.V	Estimate	S.E	C.V	Estimate	S.E	C.V
All	5,006,026	109738	2.19	3,927,813	141960	3.61	1,639,664	78660	4.8
Cereals	4,139,307	103179	2.49	3,509,567	130044	3.71	1,493,312	75811	5.08
Teff	1,319,598	56669	4.29	1,089,405	64221	5.9	512,761	30791	6
Barley	445,133	27341	6.14	275,694	23300	8.45	203,378	21028	10.34
Wheat	1,010,007	59005	5.84	1,129,994	77722	6.88	437,087	48227	11.03
Maize	895,812	30183	3.37	841,403	41714	4.96	198,570	17333	8.73
Sorghum	288,031	19624	6.81	81,716	13391	16.39	19,054	2766	14.52
Finger millet	165,233	15152	9.17	87,078	9247	10.62	111,299	13164	11.83
Oats / 'Aja'	15,467	3296	21.31	4,267	858	20.1	11,160	3092	27.7
Rice	26	12	46.86	11	5	45.47	*	*	*
Pulses	240,281	12438	5.18	117,864	11126	9.44	74,307	8104	10.91
Horse/Faba beans	123,353	7543	6.11	46,127	6135	13.3	32,089	3799	11.84
Field Peas	44,284	4853	10.96	26,905	4261	15.84	21,707	4220	19.44
Haricot beans	42,446	5700	13.43	34,767	6715	19.32	15,968	4376	27.41
Chick peas	13,266	1732	13.05	3,400	1233	36.27	1,171	366	31.24
Lentils	9,289	1208	13.01	3,824	923	24.12	2,222	501	22.57
Vetch / Grass peas	3,271	591	18.07	*	*	*	*	*	*
Soya beans	*	505	57.5	*	*	*	*	*	*
Fenugreek	2,666	404	15.17	575	173	30.06	*	*	*
Gibto	826	279	33.76	1,126	496	44.06	*	*	*
Oilseeds	78,295	6097	7.79	82,756	12674	15.31	23,540	3247	13.79
Neug	14,364	1890	13.16	2,783	852	30.61	4,225	1123	26.59
Linseed	15,483	2375	15.34	5,148	1055	20.49	8,959	2047	22.85
Groundnuts	8,843	3535	39.98	4,282	1786	41.7	*	*	*
Safflower	2,876	1116	38.8	7,324	3187	43.51	*	*	*
Sesame	17,486	1534	8.78	4,260	313	7.35	1,853	494	26.67
Rapeseed	19,244	2602	13.52	58,959	11708	19.86	6,452	1715	26.59
Vegetables	81,159	7358	9.07	65,832	13911	21.13	17,744	3187	17.96
Lettuce	*	105	53.77	*	*	*	-	-	-
Head cabbage	1,118	209	18.68	617	202	32.66	103	27	26.32
Ethiopian cabbage	17,970	795	4.42	2,505	755	30.13	439	145	33.07
Tomatoes	3,316	1635	49.3	*	*	*	*	*	*
Green peppers	3,785	336	8.87	1,122	361	32.2	163	77	47.41
Red peppers	54,683	7116	13.01	55,723	13482	24.19	16,281	3099	19.04
Swiss chard	92	15	16.23	*	*	*	*	*	*
Root crops	97,221	5781	5.95	58,855	9423	16.01	19,677	3913	19.89
Beetroot	1,063	232	21.82	743	348	46.89	85	30	35.21
Carrot	748	175	23.41	622	208	33.41	*	*	*
Onion	10,264	2114	20.6	15,011	6884	45.86	2,839	967	34.07
Potatoes	40,913	4923	12.03	30,102	5287	17.56	15,308	3746	24.47
Garlic	7,555	887	11.74	*	*	*	171	50	29.4
Taro 'Godere'	11,364	1136	10	*	*	*	*	*	*
Sweet potatoes	25,314	1267	5.01	6,468	1620	25.04	808	331	40.92
Other Temporary	14,428	902	6.25	3,520	961	27.31	*	*	51.06
Permanent crops	355,336	11696	3.29						
Avocado	1,936	165	8.51						
Bananas	7,633	507	6.65						
Guava	289	68	23.37						
Lemons	200	30	14.98						
Mangoes	973	149	15.34						
Oranges	1,316	215	16.32						
Papayas	1,114	175	15.74						
Pineapples	*	*	*						
Chat	61,279	5073	8.28						
Coffee	58,900	4501	7.64						
Hops / 'Geshe'	11,986	1594	13.3						
Enset	200,801	8008	3.99						
Sugar cane	5,520	561	10.17						
Other permanent	3,329	505	15.16						

APPENDIX II (cont'd)

Crop	DAP			UREA					
	Quantity (qt)			Area (ha)			Quantity (qt)		
	Estimate	S.E	C.V	Estimate	S.E	C.V	Estimate	S.E	C.V
All	1,289,141	62714	4.86	178,120	20622	11.58	159,670	19714	12.35
Cereals	1,126,358	57194	5.08	156,844	19501	12.43	125,009	16087	12.87
Teff	326,842	19447	5.95	79,160	15189	19.19	48,495	11220	23.14
Barley	159,970	16890	10.56	10,172	1862	18.31	7,696	1333	17.33
Wheat	375,325	37392	9.96	31,023	7298	23.53	27,667	6581	23.79
Maize	178,418	17142	9.61	22,640	3049	13.47	28,945	4486	15.5
Sorghum	14,456	1968	13.61	11,038	2404	21.78	11,149	2372	21.28
Finger millet	67,714	8227	12.15	2,747	576	20.96	1,009	214	21.22
Oats / ‘Aja’	3,630	834	22.99	*	*	*	*	*	*
Rice	*	4	75.72	*	*	*	*	*	*
Pulses	65,447	6723	10.27	4,301	1221	28.39	5,702	1668	29.26
Horse/Faba beans	26,523	3219	12.14	1,215	363	29.83	1,344	328	24.38
Field Peas	20,217	3643	18.02	*	*	*	716	339	47.36
Haricot beans	15,424	3217	20.86	1,382	614	44.47	*	*	*
Chick peas	807	393	48.69	*	*	*	*	*	*
Lentils	1,224	322	26.32	*	*	*	*	*	*
Vetch / Grass peas	*	*	*	*	*	*	*	*	*
Soya beans	*	*	*	18	7	38.25	6	2	37.15
Fenugreek	100	47	47.46	*	*	*	63	26	41.86
Gibto	*	*	*	*	*	*	*	*	*
Oilseeds	20,711	3683	17.78	4,060	775	19.1	3,228	629	19.48
Neug	1,852	824	44.48	*	*	*	*	*	*
Linseed	3,335	772	23.15	*	*	*	*	*	*
Groundnuts	*	*	*	676	261	38.61	866	328	37.92
Safflower	*	*	*	*	*	*	*	*	*
Sesame	592	111	18.71	2,606	605	23.24	895	166	18.56
Rapeseed	12,671	3225	25.45	210	63	29.92	757	230	30.37
Vegetables	21,340	5168	24.22	4,587	1014	22.1	5,151	1287	24.99
Lettuce	-	-	-	*	*	*	*	*	*
Head cabbage	137	39	28.57	*	*	*	*	*	*
Ethiopian cabbage	770	220	28.57	13	6	48.29	*	*	*
Tomatoes	*	*	*	*	*	*	*	*	*
Green peppers	94	33	35.26	*	*	*	422	200	47.51
Red peppers	19,654	5119	26.04	3,724	916	24.58	3,358	768	22.86
Swiss chard	*	*	*	*	*	*	*	*	*
Root crops	28,852	5013	17.38	2,898	841	29.02	5,768	1983	34.37
Beetroot	106	27	25.93	*	*	*	*	*	*
Carrot	123	60	49.01	*	*	*	*	*	*
Onion	4,977	1476	29.66	*	*	*	*	*	*
Potatoes	20,803	4722	22.7	1,236	448	36.24	1,162	354	30.43
Garlic	590	198	33.52	167	56	33.4	647	261	40.42
Taro ‘Godere’	*	*	*	*	*	*	*	*	*
Sweet potatoes	1,595	603	37.82	239	76	31.66	846	326	38.51
Other Temporary	947	282	29.77	*	*	*	1,102	507	45.99
Permanent crops									
Avocado									
Bananas									
Guava									
Lemons									
Mangoes									
Oranges									
Papayas									
Pineapples									
Chat									
Coffee									
Hops / ‘Gesho’									
Enset									
Sugar cane									
Other permanent									

APPENDIX II (cont'd)

Crop	UREA+DAP						INDIGENOUS SEED		
	Area (ha)			Quantity (qt)			Area (ha)		
	Estimate	S.E	C.V	Estimate	S.E	C.V	Estimate	S.E	C.V
All	1,632,747	72291	4.43	2,479,002	127644	5.15	10,821,811	156226	1.44
Cereals	1,553,734	70088	4.51	2,258,201	119508	5.29	7,636,935	122840	1.61
Teff	621,848	45332	7.29	714,068	61618	8.63	2,220,297	66119	2.98
Barley	86,356	12572	14.56	108,028	15693	14.53	989,459	45108	4.56
Wheat	440,620	32675	7.42	727,002	68074	9.36	1,375,413	62873	4.57
Maize	339,466	18790	5.54	634,040	36083	5.69	1,212,367	32924	2.72
Sorghum	37,494	7382	19.69	56,110	11019	19.64	1,457,429	51203	3.51
Finger millet	27,440	4856	17.7	18,355	3473	18.92	331,515	18852	5.69
Oats / 'Aja'	500	168	33.72	589	208	35.37	44,217	6536	14.78
Rice	*	*	*	*	*	*	*	*	*
Pulses	22,077	2873	13.02	46,715	7474	16	1,283,564	38751	3.02
Horse/Faba beans	7,982	1434	17.97	18,261	5151	28.21	455,248	18108	3.98
Field Peas	3,854	911	23.63	5,973	1401	23.45	232,051	13051	5.62
Haricot beans	5,416	1418	26.18	16,585	4443	26.79	161,224	11572	7.18
Chick peas	1,822	801	43.94	1,974	729	36.92	199,638	15499	7.76
Lentils	2,250	596	26.48	2,448	682	27.87	83,454	8425	10.1
Vetch / Grass peas	*	*	*	*	*	*	123,311	10913	8.85
Soya beans	101	30	29.56	91	35	39.05	2,990	1240	41.47
Fenugreek	388	156	40.27	412	163	39.47	11,840	1579	13.34
Gibto	*	*	*	*	*	*	13,807	3065	22.2
Oilseeds	15,713	1807	11.5	58,817	10344	17.59	790,471	29197	3.69
Neug	1,731	414	23.92	902	185	20.48	306,634	17459	5.69
Linseed	662	190	28.69	1,720	710	41.28	214,709	16700	7.78
Groundnuts	*	*	*	2,174	1027	47.22	35,368	8362	23.64
Safflower	1,282	636	49.66	5,717	2707	47.34	8,291	1522	18.36
Sesame	4,650	356	7.67	2,773	201	7.26	203,562	13981	6.87
Rapeseed	5,839	1192	20.41	45,531	9884	21.71	21,907	2649	12.09
Vegetables	18,952	5381	28.4	39,341	12217	31.05	116,298	8660	7.45
Lettuce	*	*	*	*	139	*	234	105	45.03
Head cabbage	*	*	*	214	100	46.69	1,460	227	15.53
Ethiopian cabbage	154	62	39.95	1,691	719	42.48	22,584	895	3.96
Tomatoes	*	*	*	*	*	*	4,743	2167	45.7
Green peppers	193	79	40.87	606	283	46.68	6,199	485	7.82
Red peppers	16,864	5285	31.34	32,711	11945	36.52	80,978	8357	10.32
Swiss chard	*	*	*	*	*	*	100	16	15.79
Root crops	9,464	1856	19.61	24,235	5910	24.38	167,189	7431	4.44
Beetroot	*	*	*	*	*	*	1,314	266	20.23
Carrot	227	83	36.61	436	188	43.14	1,019	223	21.92
Onion	2,016	706	35.05	*	*	*	16,219	2462	15.18
Potatoes	4,776	1437	30.09	8,136	1909	23.46	61,522	6186	10.05
Garlic	*	*	*	*	*	*	12,381	1085	8.77
Taro 'Godere'	*	*	*	*	*	*	24,964	1528	6.12
Sweet potatoes	1,133	369	32.54	4,027	1381	34.3	49,771	2438	4.9
Other Temporary	525	254	48.4	1,471	688	46.74	77,000	15982	20.76
Permanent crops							750,353	19695	2.62
Avocado							3,451	291	8.42
Bananas							27,549	1151	4.18
Guava							782	122	15.62
Lemons							557	55	9.91
Mangoes							5,068	299	5.9
Oranges							2,701	307	11.35
Papayas							2,539	338	13.31
Pineapples							*	*	*
Chat							134,834	7882	5.85
Coffee							247,892	12435	5.02
Hops / 'Gescho'							22,342	2262	10.12
Enset							271,729	9369	3.45
Sugar cane							18,554	1721	9.28
Other permanent							11,448	1191	10.4

APPENDIX II (cont'd)

Crop	INDIGENOUS SEED			IMPROVED SEED					
	Quantity (qt)			Area (ha)			Quantity (qt)		
	Estimate	S.E	C.V	Estimate	S.E	C.V	Estimate	S.E	C.V
All	8,101,217	225450	2.78	449,186	20184	4.49	265,857	16353	6.15
Cereals	6,421,223	194097	3.02	429,536	19914	4.64	258,884	15967	6.17
Teff	1,164,313	38584	3.31	24,712	3951	15.99	11,808	1718	14.55
Barley	1,610,234	77977	4.84	7,814	1864	23.86	13,606	3492	25.66
Wheat	2,544,370	145557	5.72	83,613	7346	8.79	154,645	13602	8.8
Maize	547,563	17593	3.21	306,576	17347	5.66	75,935	4175	5.5
Sorghum	346,749	12610	3.64	5,552	837	15.08	640	124	19.41
Finger millet	136,653	8882	6.5	1,242	510	41.06	*	*	*
Oats / ‘Aja’	61,841	9603	15.53	23	11	49.21	14	7	49.21
Rice	*	*	*	*	*	*	*	*	*
Pulses	1,438,490	51839	3.6	5,224	878	16.81	6,693	1375	20.54
Horse/Faba beans	667,790	32639	4.89	576	274	47.56	*	*	*
Field Peas	264,324	17409	6.59	446	143	32.2	512	201	39.23
Haricot beans	121,940	11721	9.61	1,133	368	32.43	1,589	681	42.88
Chick peas	172,626	13790	7.99	1,168	422	36.1	1,969	858	43.55
Lentils	74,212	10202	13.75	1,442	548	38.04	1,530	649	42.4
Vetch / Grass peas	122,609	11876	9.69	*	*	*	*	*	*
Soya beans	*	*	*	337	112	33.11	269	115	42.97
Fenugreek	6,353	1011	15.91	-	-	-	-	-	-
Gibto	5,472	1185	21.65	-	-	-	-	-	-
Oilseeds	241,504	15873	6.57	1,833	349	19.02	280	110	39.15
Neug	54,161	3880	7.16	*	*	*	-	-	-
Linseed	130,361	12739	9.77	373	164	43.85	*	*	*
Groundnuts	27,734	8076	29.12	*	*	*	*	*	*
Safflower	3,128	1419	45.37	-	-	-	-	-	-
Sesame	20,756	1440	6.94	1,184	270	22.76	96	27	28.4
Rapeseed	5,364	1285	23.95	*	*	*	*	*	*
Vegetables	-	-	-	779	249	32.01	-	-	-
Lettuce	-	-	-	*	*	*	-	-	-
Head cabbage	-	-	-	191	75	39.1	-	-	-
Ethiopian cabbage	-	-	-	14	5	37.44	-	-	-
Tomatoes	-	-	-	*	*	*	-	-	-
Green peppers	-	-	-	12	5	37.48	-	-	-
Red peppers	-	-	-	489	229	46.78	-	-	-
Swiss chard	-	-	-	16	5	32.44	-	-	-
Root crops	-	-	-	813	322	39.63	-	-	-
Beetroot	-	-	-	*	100	52.7	-	-	-
Carrot	-	-	-	42	17	40.01	-	-	-
Onion	-	-	-	*	*	*	-	-	-
Potatoes	-	-	-	82	39	47.81	-	-	-
Garlic	-	-	-	15	7	43.89	-	-	-
Taro ‘Godere’	-	-	-	*	10	77.39	-	-	-
Sweet potatoes	-	-	-	*	127	76.27	-	-	-
Other Temporary	-	-	-	70	19	27.61	-	-	-
Permanent crops									
Avocado									
Bananas									
Guava									
Lemons									
Mangoes									
Oranges									
Papayas									
Pineapples									
Chat									
Coffee				9,681	1691	17.47			
Hops / ‘Gesho’									
Enset									
Sugar cane									
Other permanent									

APPENDIX II (cont'd)

Crop	PESTICIDE			IRRIGATION			EXTENSION PACKAGE		
	Area (ha)			Area (ha)			Area (ha)		
	Estimate	S.E	C.V	Estimate	S.E	C.V	Estimate	S.E	C.V
All	1,587,765	76028	4.79	146,871	11892	8.1	1,864,861	76824	4.12
Cereals	1,517,026	74871	4.94	73,509	8505	11.57	1,792,922	75151	4.19
Teff	622,646	39873	6.4	7,895	1884	23.86	567,872	36099	6.36
Barley	155,491	16191	10.41	7,441	1609	21.63	142,172	15715	11.05
Wheat	619,880	48621	7.84	6,116	1230	20.11	489,836	45921	9.37
Maize	31,573	4818	15.26	35,586	4231	11.89	434,621	21867	5.03
Sorghum	39,491	5354	13.56	15,596	4411	28.29	44,826	6600	14.72
Finger millet	39,854	7542	18.92	769	325	42.26	108,101	13606	12.59
Oats / 'Aja'	8,066	2752	34.12	*	*	*	5,489	1627	29.65
Rice	25	9	34.56	*	*	*	*	*	*
Pulses	25,299	4209	16.64	3,950	650	16.45	24,957	2704	10.83
Horse/Faba beans	5,669	1516	26.75	1,012	268	26.52	11,532	1757	15.24
Field Peas	7,891	1926	24.41	469	189	40.25	4,165	1178	28.29
Haricot beans	2,448	1209	49.38	605	130	21.43	5,338	945	17.71
Chick peas	3,913	1728	44.15	768	295	38.43	1,742	529	30.4
Lentils	4,356	1851	42.49	250	114	45.75	1,584	570	35.99
Vetch / Grass peas	559	252	45.01	564	254	44.96	*	*	*
Soya beans	*	*	*	*	*	*	*	*	*
Fenugreek	*	*	*	*	*	*	*	*	*
Gibto	-	-	-	-	-	-	210	97	46.13
Oilseeds	8,739	1657	18.96	1,740	804	46.19	17,976	3038	16.9
Neug	659	210	31.87	*	*	*	2,629	959	36.5
Linseed	6,950	1591	22.89	98	30	30.88	1,998	655	32.8
Groundnuts	*	*	*	219	79	36.04	152	59	38.82
Safflower	*	*	*	*	*	*	*	*	*
Sesame	*	*	*	*	*	*	3,219	959	29.79
Rapeseed	*	*	*	13	5	41.33	9,014	1955	21.69
Vegetables	3,469	1024	29.51	7,307	2151	29.44	10,259	2910	28.37
Lettuce	-	-	-	97	43	44.64	*	*	*
Head cabbage	*	*	*	585	167	28.49	52	9	17.77
Ethiopian cabbage	145	43	29.32	371	140	37.82	149	62	41.65
Tomatoes	1,349	657	48.73	*	*	*	137	66	48.32
Green peppers	*	*	*	917	177	19.29	158	63	39.97
Red peppers	1,772	778	43.89	1,883	430	22.85	9,746	2908	29.84
Swiss chard	*	*	*	44	12	28.1	*	*	*
Root crops	8,086	2318	28.67	13,351	2282	17.1	4,350	651	14.98
Beetroot	*	*	*	447	213	47.66	51	12	22.45
Carrot	*	*	*	336	114	33.96	144	68	46.98
Onion	1,004	433	43.19	5,706	1981	34.72	603	167	27.75
Potatoes	6,671	2275	34.09	4,640	834	17.98	2,419	582	24.06
Garlic	98	40	40.64	895	150	16.8	169	39	23.13
Taro 'Godere'	63	7	10.25	41	17	41.76	149	19	12.82
Sweet potatoes	209	42	19.96	1,286	244	18.95	816	225	27.61
Other Temporary	15,550	7177	46.16	9,512	502	5.28	*	*	*
Permanent crops	9,596	2299	23.95	37,502	3618	9.65	13,451	1981	14.72
Avocado	5	1	18.4	210	56	26.72	24	11	45.42
Bananas	32	8	25.3	7,997	553	6.91	190	55	29.04
Guava	*	*	*	167	49	29.51	*	*	*
Lemons	*	*	*	207	28	13.72	*	*	*
Mangoes	*	*	*	1,314	141	10.7	*	*	*
Oranges	*	*	*	419	113	26.96	*	*	*
Papayas	*	*	*	623	223	35.87	*	*	*
Pineapples	-	-	-	-	-	-	*	*	*
Chat	7,788	2276	29.23	11,475	1855	16.17	6,475	1418	21.91
Coffee	973	269	27.64	8,083	1489	18.43	3,963	1048	26.45
Hops / 'Gescho'	203	73	36.08	1,437	206	14.31	907	268	29.54
Enset	479	114	23.7	1,195	229	19.2	*	*	*
Sugar cane	*	*	*	4,024	1323	32.88	268	113	42.02
Other permanent	*	*	*	352	71	20.07	46	21	45.94

APPENDIX III

NUMBER OF EAs SAMPLED AND COVERED
NUMBER OF HOUSEHOLDS SAMPLED AND COVERED
NUMBER OF PARCELS AND FIELDS MEASURED

Appendix III(a). Number of Planned and Actually Covered Sampling Units (EAs & Households) of the 2005/06 (1998 E.C.) Annual Agricultural Sample Survey (Meher Season).

Region	Stratum	Enumeration Areas		Households	
	Zone/Sp.wereda	Planned	Covered	Planned	Covered
Tigray	North Western Tigray	31	31	930	930
	Central Tigray	40	40	1200	1200
	Eastern Tigray	29	29	870	870
	Southern Tigray	40	40	1200	1200
	Western Tigray	25	25	750	749
	Region Total	165	165	4950	4949
Afar	Zone One	24	19	720	560
	Zone Three	24	24	720	719
	Region Total	48	43	1440	1279
Amhara	North Gondar	44	44	1320	1319
	South Gondar	44	44	1320	1320
	North Wello	46	46	1380	1379
	South Wello	48	48	1440	1438
	North Shewa	40	39	1200	1170
	East Gojam	48	47	1440	1409
	West Gojam	48	48	1440	1440
	Wag Hemira	28	27	840	810
	Awi	32	32	960	960
	Oromia	28	27	840	810
	Region Total	406	402	12180	12055
Oromia	West Wellega	42	42	1260	1257
	East Wellega	45	45	1350	1350
	Illubabor	36	36	1080	1079
	Jimma	48	48	1440	1439
	West Shewa	42	42	1260	1260
	North Shewa	34	34	1020	1020
	East Shewa	44	44	1320	1320
	Arsi	46	46	1380	1379
	West Harerghe	40	40	1200	1199
	East Harerghe	44	44	1320	1317
	Bale	40	40	1200	1174
	Borena	36	36	1080	1079
	South West Shewa	40	40	1200	1200
	Guji	36	36	1080	1079
	Region Total	573	573	17190	17152

Appendix III(a). Number of Planned and Actually Covered Sampling Units (EAs & Households) of the 2005/6 (1998 E.C.) Annual Agricultural Sample Survey (Meher Season).

Region	Stratum	Enumeration Areas		Households	
	Zone/Sp.wereda	Planned	Covered	Planned	Covered
Somali	Shinile	20	20	600	594
	Jijiga	28	28	840	832
	Liben	24	24	720	715
	Region Total	72	72	2160	2141
Benishangul-Gumuz	Metekel	28	26	840	780
	Asosa	28	28	840	840
	Kemashi	24	24	720	720
	Region Total	80	78	2400	2340
SNNP	Guraghe	38	38	1140	1140
	Hadiya	34	34	1020	1020
	Kembata_Tambaro	33	33	990	989
	Sidama	44	44	1320	1320
	Gedeo	34	34	1020	1016
	Wolayita	40	40	1200	1200
	South Omo	33	33	990	990
	Shaka	24	24	720	719
	Keffa	36	36	1080	1078
	Gamo_Gofa	40	40	1200	1200
	Bench_Maji	32	31	960	929
	Yem Specia Wereda	20	20	600	600
	Amaro Special W.	20	20	600	600
	Burji Special Wereda	20	20	600	600
	Konso Special Wereda.	20	20	600	600
	Derashe Special Wereda.	20	20	600	599
	Dawro	32	32	960	959
	Basketo Special Wereda.	20	20	600	599
	Konta Special Wereda.	20	20	600	600
	Siltie	32	32	960	960
	Alaba Special Wereda.	20	20	600	600
	Region Total	612	611	18360	18318
Harari	Harari	24	24	720	720
Addis Ababa	Addis Ababa	20	20	600	600
Dire Dawa	Dire Dawa	24	24	720	715
Country Total		2024	2012	60720	60269

APPENDIX-III (b) Number of Planned and Actually Covered Sampling Units
(Resettlement localities & Households) of the 2005/6 (1998 E.C.) Annual Agricultural Sample Survey (Meher Season).

Region	Stratum	Resettlement localities		Households	
	Zone/Sp.wereda	Planned	Covered	Planned	Covered
Tigray	North Western Tigray	2	2	60	60
	Western Tigray	32	32	960	955
	Region Total	34	34	1020	1015
Amhara	North Gonder	32	31	960	929
	Awi	2	2	60	60
	Region Total	34	33	1020	989
Oromia	West Wellega	39	39	1170	1168
	East Wellega	21	21	630	627
	Illubabor	40	40	1200	1200
	Jimma	6	6	180	179
	West Shewa	4	4	120	120
	Bale	10	10	300	287
	Guji	6	6	180	180
	Region Total	126	126	3780	3761
Benishangul-	Asosa	2	2	60	60
Gumuz	Region Total	2	2	60	60
SNNP	Guraghe	4	4	120	80
	Wolayita	3	3	90	90
	South Omo	7	7	210	210
	Keffa	8	8	240	240
	Gamo_Gofa	10	10	300	300
	Benchi_Maji	5	5	150	150
	Amaro Special Wereda	3	3	90	90
	Dawro	4	4	120	120
	Basketo Special Wereda	5	5	150	150
	Konta Special Wereda	5	5	150	145
	Region Total	54	54	1620	1575
Country Total		250	249	7500	7400

Appendix III (cont'd) Number of Parcels and Fields measured by Region and Zone

Region	Zone	Number of Parcels	Number of fields
Tigray	N.W. Tigray	4,553	8,206
	Central Tigray	5,020	9,647
	Eastern Tigray	3,869	8,158
	Southern Tigray	5,875	8,279
	Western Tigray	7,124	10,606
	Regional Total	26,441	44,896
Afar	Zone One	1,970	2,433
	Zone Three	2,380	3,525
	Regional Total	4,350	5,958
Amhara	North Gonder	10,849	15,805
	South Gonder	7,793	11,976
	North Wello	7,147	11,291
	South Wello	9,206	13,773
	North Shewa	7,572	15,505
	East Gojam	7,316	11,575
	West Gojam	7,930	12,874
	Wag Hemira	4,030	5,800
	Awii	5,127	9,348
	Oromia zone	3,251	5,776
	Regional Total	70,221	113,723
Oromia	West Wellega	11,746	22,359
	East Wellega	8,689	16,767
	Illubabor	9,338	18,880
	Jimma	7,069	16,906
	West Shewa	7,657	14,885
	North Shewa	6,670	10,547
	East Shewa	6,748	11,898
	Arsi	7,258	13,198
	West Harerghe	4,695	8,795
	East Harerghe	5,614	10,409
	Bale	3,886	6,922
	Borena	3,870	7,344
	South West Shewa	6,994	13,086
	Guji	4,185	8,237
	Region Total	94,419	180,233

Appendix III (cont'd) Number of Parcels and Fields measured by Region and Zone

Region	Zone	Number of Parcels	Number of fields
Somali	Shinile	1,888	2,898
	Jijiga	3,016	4,863
	Liben	2,309	2,843
	Regional Total	7,213	10,604
Benish-Gumuz	Metekel	3,307	5,298
	Asosa	4,202	7,155
	Kemashi	2,803	4,345
	Regional Total	10,312	16,798
SNNP	Guraghe	4,051	13,511
	Hadiya	3,564	13,679
	Kembata_Tambaro	3,272	12,844
	Sidama	4,477	10,532
	Gedeo	3,736	6,818
	Wolayita	4,019	13,261
	South Omo	4,294	8,611
	Shaka	2,817	6,177
	Keffa	4,790	12,891
	Gamo_Gofa	5,712	14,269
	Bench_Maji	3,936	8,299
	Yem SpeciWereda	2,707	7,068
	Amaro Special W.	2,467	5,443
	Burji Spec.Wereda	2,447	5,681
	Konso S. Wereda.	2,573	4,229
	Derashe Wereda.	2,243	3,675
	Dawro	3,294	9,510
	Basketo Wereda.	2,664	8,202
	Konta Sp. Wereda.	2,319	7,495
	Siltie	3,732	11,376
	Alaba Sp. Wereda.	2,196	6,185
	Regional Total	71,310	189,756
Harari		3,167	5,176
Addis Ababa		3,137	5,658
Dire Dawa		2,969	4,231
Country	Total	293,539	577,033

APPENDIX IV

QUESTIONNAIRE

CENTRAL STATISTICAL AUTHORITY
ETHIOPIAN AGRICULTURAL SAMPLE SURVEY 2005/06 (1998 E.C)

PART I – IDENTIFICATION PARTICULARS

1	2	3	4	5	6	7	8	9	10	11	12	13	14
Region	Zone	Wereda	PA / REST.AR	EA LOCAL	HH ID	HH HEAD SEX 1=M 2=F	HOLDER ID	HOLDER'S NAME	AGE	SEX M=1 F=2	HIGHEST GRADE COMPLETED	HOLDER'S HH SIZE	FARMING TYPE CROP=1 LIVEST=2 BOTH=3

PART II – CROP FIELD / OTHER LAND USE

15	16	17
SER. NO.	QUESTIONS FOR THE HOLDER	PARCEL NO.
		FIELD NO.
		IS THE FIELD PURE STAND =1 MIXED CROP =2 OTHER LAND USE=3
		CROP/OTHER NAME
		CROP NAME
		CROP NAME
		CODE
		CODE
		CODE
0 1	Ownership Own = 1 Rented in =2 Other =3	
0 2	Is field under Extension Program? Yes =1 No = 2	
0 3	Is Field Irrigated? Yes =1 No =2	
0 4	If Field Irrigated source of water River =1 Lake =2 Pond =3 Harvested water =4 other =5	
0 5	Is Field Prevented form Erosion Yes = 1 No =2	
0 6	If yes in #5, common way of prevention Terracing = 1 Other =5 Water catchments =2 Afforestation = 3 Plough along the cont. = 4	
0 7	Percent share of mixed crops	
0 8	Number of Fruit Trees (excluding coffee, chat, pineapple, sugarcane)	
0 9	Number of Fruit Bearing Trees (excluding coffee, chat, pineapple, sugarcane)	
1 0	Seed / Seedling Type Improved Seed = 1 indigenous seed = 2	
1 1	For Cereals, Pulses & Oilseeds only Quantity of improved seeds used	Kilo Gram Kilo Gram Kilo Gram
1 2	For Cereals, Pulses & Oilseeds only Price of improved seeds used	Birr Cents Birr Cents Birr Cents
1 3	For Cereals, Pulses & Oilseeds only Quantity of indigenous seeds used	Kilo Gram Kilo Gram Kilo Gram
1 4	Was crop damaged ? Yes = 1 No =2	
1 5	If yes in question number 14, Cause of damage Code	
1 6	Percent of damaged crop	
1 7	Prevention/precaution measure taken? Yes =1 No =2	
1 8	Type of measure if any? Chemical = 1 Non – chemical = 2 Both = 3	
1 9	Chemical type used if any Pesticide =1 herbicide =2 Fungicide =3 1&2 = 4 1 & 3 = 5 2 & 3 = 6 All = 7	
2 0	Is Fertilizer Used? Yes =1 No = 2	
2 1	Type of fertilizer used if any? Natural = 1 Chemical = 2 Both = 3	
2 2	If chemical fertilizer used 22.1 Type UREA = 1 DAP = 2 Both = 3	
	22.2 Quantity of chemical fertilizer used	Kilo Gram
2 3	If natural fertilizer used, type Manure = 1 Compost = 2 Organic = 3 1 & 2 = 4 1&3 = 5 2 & 3 = 6 All = 7 others = 8	
2 4	How often is temporary crop field used in Meher (main) season?	
2 5	If twice in #24 which crop is the 2 nd harvest?	Crop name code Crop name code Crop name code
2 6	What was the previous state of the field ? Fallow =1 crop field =2 Virgin =3 Rented in cropfield =4 other =5	

PART III – RESULTS OF AREA MEASUREMENTS

18	19	20	21	22	23	24	25	26
Is the field measured?		Yes = 1		No = 2		Code →		
Side	1 - 2	2 - 3	3 -	4 -	5 -	6 -	7 -	8 -
Bearing (0)	<div style="background-color: #cccccc; width: 20px; height: 15px;"></div>	<div style="background-color: #cccccc; width: 20px; height: 15px;"></div>	<div style="background-color: #cccccc; width: 20px; height: 15px;"></div>	<div style="background-color: #cccccc; width: 20px; height: 15px;"></div>	<div style="background-color: #cccccc; width: 20px; height: 15px;"></div>	<div style="background-color: #cccccc; width: 20px; height: 15px;"></div>	<div style="background-color: #cccccc; width: 20px; height: 15px;"></div>	<div style="background-color: #cccccc; width: 20px; height: 15px;"></div>
Length	<div style="border: 1px solid black; width: 20px; height: 15px;"></div>	<div style="border: 1px solid black; width: 20px; height: 15px;"></div>	<div style="border: 1px solid black; width: 20px; height: 15px;"></div>	<div style="border: 1px solid black; width: 20px; height: 15px;"></div>	<div style="border: 1px solid black; width: 20px; height: 15px;"></div>	<div style="border: 1px solid black; width: 20px; height: 15px;"></div>	<div style="border: 1px solid black; width: 20px; height: 15px;"></div>	<div style="border: 1px solid black; width: 20px; height: 15px;"></div>
Side	9 -	10 -	11 -	12 -	13 -	14 -	15 -	16 -
Bearing(0)	<div style="background-color: #cccccc; width: 20px; height: 15px;"></div>	<div style="background-color: #cccccc; width: 20px; height: 15px;"></div>	<div style="background-color: #cccccc; width: 20px; height: 15px;"></div>	<div style="background-color: #cccccc; width: 20px; height: 15px;"></div>	<div style="background-color: #cccccc; width: 20px; height: 15px;"></div>	<div style="background-color: #cccccc; width: 20px; height: 15px;"></div>	<div style="background-color: #cccccc; width: 20px; height: 15px;"></div>	<div style="background-color: #cccccc; width: 20px; height: 15px;"></div>
Length	<div style="border: 1px solid black; width: 20px; height: 15px;"></div>	<div style="border: 1px solid black; width: 20px; height: 15px;"></div>	<div style="border: 1px solid black; width: 20px; height: 15px;"></div>	<div style="border: 1px solid black; width: 20px; height: 15px;"></div>	<div style="border: 1px solid black; width: 20px; height: 15px;"></div>	<div style="border: 1px solid black; width: 20px; height: 15px;"></div>	<div style="border: 1px solid black; width: 20px; height: 15px;"></div>	<div style="border: 1px solid black; width: 20px; height: 15px;"></div>
Side	17 -	18 -	19 -	20 -	21 -	22 -	23 -	24 -
Bearing (0)	<div style="background-color: #cccccc; width: 20px; height: 15px;"></div>	<div style="background-color: #cccccc; width: 20px; height: 15px;"></div>	<div style="background-color: #cccccc; width: 20px; height: 15px;"></div>	<div style="background-color: #cccccc; width: 20px; height: 15px;"></div>	<div style="background-color: #cccccc; width: 20px; height: 15px;"></div>	<div style="background-color: #cccccc; width: 20px; height: 15px;"></div>	<div style="background-color: #cccccc; width: 20px; height: 15px;"></div>	<div style="background-color: #cccccc; width: 20px; height: 15px;"></div>
Length	<div style="border: 1px solid black; width: 20px; height: 15px;"></div>	<div style="border: 1px solid black; width: 20px; height: 15px;"></div>	<div style="border: 1px solid black; width: 20px; height: 15px;"></div>	<div style="border: 1px solid black; width: 20px; height: 15px;"></div>	<div style="border: 1px solid black; width: 20px; height: 15px;"></div>	<div style="border: 1px solid black; width: 20px; height: 15px;"></div>	<div style="border: 1px solid black; width: 20px; height: 15px;"></div>	<div style="border: 1px solid black; width: 20px; height: 15px;"></div>
Side	25 -	26 -	27 -	28 -	29 -	30 -	31 -	32 -
Bearing (0)	<div style="background-color: #cccccc; width: 20px; height: 15px;"></div>	<div style="background-color: #cccccc; width: 20px; height: 15px;"></div>	<div style="background-color: #cccccc; width: 20px; height: 15px;"></div>	<div style="background-color: #cccccc; width: 20px; height: 15px;"></div>	<div style="background-color: #cccccc; width: 20px; height: 15px;"></div>	<div style="background-color: #cccccc; width: 20px; height: 15px;"></div>	<div style="background-color: #cccccc; width: 20px; height: 15px;"></div>	<div style="background-color: #cccccc; width: 20px; height: 15px;"></div>
Length	<div style="border: 1px solid black; width: 20px; height: 15px;"></div>	<div style="border: 1px solid black; width: 20px; height: 15px;"></div>	<div style="border: 1px solid black; width: 20px; height: 15px;"></div>	<div style="border: 1px solid black; width: 20px; height: 15px;"></div>	<div style="border: 1px solid black; width: 20px; height: 15px;"></div>	<div style="border: 1px solid black; width: 20px; height: 15px;"></div>	<div style="border: 1px solid black; width: 20px; height: 15px;"></div>	<div style="border: 1px solid black; width: 20px; height: 15px;"></div>
Field Measurement	date	month	Closure error		Area in square meters			
	<div style="border: 1px solid black; width: 20px; height: 15px;"></div>	<div style="border: 1px solid black; width: 20px; height: 15px;"></div>	<div style="border: 1px solid black; width: 20px; height: 15px;"></div>	<div style="border: 1px solid black; width: 20px; height: 15px;"></div>	<div style="border: 1px solid black; width: 20px; height: 15px;"></div>	<div style="border: 1px solid black; width: 20px; height: 15px;"></div>	<div style="border: 1px solid black; width: 20px; height: 15px;"></div>	<div style="border: 1px solid black; width: 20px; height: 15px;"></div>
For fields selected	Selected corner number		Shortest side length		Random number			
For crop cutting	Shortest side Bearing		Longest side length		Random number			

CENTRAL STATISTICAL AUTHORITY
ETHIOPIAN AGRICULTURAL SAMPLE SURVEY 2005/06 (1998 E.C)

PART I – IDENTIFICATION PARTICULARS

1	2	3	4	5	6	7	8	9	10	11	12	13	14
Region	Zone	Wereda	PA / REST.AR	EA LOCAL	HH ID	HH HEAD SEX 1=M 2=F	HOLDER ID	HOLDER'S NAME		SEX M=1 F=2	HIGHEST GRADE COMPLETED	HOLDER'S HH SIZE	FARMING TYPE CROP=1 LIVEST=2 BOTH=3
									AGE				

PART II – MISCELLANEOUS QUESTIONS FOR THE HOLDER

15	16	17
SER.NO.	QUESTIONS	CODE
1	Do you exercise crop rotation on your land holding? Yes = 1 No = 2	
2	Reason for not using chemical fertilizers on any one of your crop fields Ignorance = 1 High price = 2 Lack of Money = 3 Non – availability of supply = 4 lack of credit service =5 Skeptical of the outcome = 6 Others (specify) = 7	
3	Reason for not participating in Extension Program Ignorance = 1 Lack of Money = 2 Skeptical of the outcome = 3 Non – availability of the program = 4 Lack of adequate crop fields = 5 Others (specify) = 6	
4	Do you get credit services? Yes = 1 No = 2	
5	If no in # 4 Why? Non availability of the service = 1 Unable to pay the loan = 2 Inadequate services provided = 3 Ignorance = 4 Does not yield any results = 5 Others = 6	
6	Do you get advisory services? Yes = 1 No = 2	
7	If no in # 6 Why? Non availability of the service = 1 Inadequate services provided = 2 Inadequate services provided = 2 Ignorance = 3 Does not yield any results = 4 Others = 5	
8	Your major supplier of fertilizer is Government organizations = 1 Private organizations = 2 Merchants = 3 Others (Specify) = 4 Never used fertilizer = 5	
9	How many oxen do you have in this Meher season?	
10	If you have one or no ox how do you plough? By renting ox = 1 By pairing mine with someone's ox = 2 By pairing mine with cow/ horse =3 Using horses or cows = 4 Hand digging = 5 Using borrowed oxen = 6 others = 7	
11	Total number of fields recorded for the holder	
12	Total number of crop fields recorded for the holder	
13	Has the holder ploughed additional fields over that of the previous year? Yes =1 No = 2	
14	If yes in question # 13, what was the previous state of the additional fields? Holder's virgin land = 1 Public/ Community virgin land = 2 Borrowed fallow land = 3 Other = 4	