


**SOCIO - ECONOMIC SURVEY, 2000**

**DATA DICTIONARY**

(สำหรับแบบสอบถามเพิ่มเติมเดือนมิถุนายน - กันยายน 2543)

**(THE IMPACT OF THE ECONOMIC CRISIS ON HOUSEHOLDS, 2000)**



**ECONOMIC STATISTICS DIVISION**

**NATIONAL STATISTICAL OFFICE**

INPUT FORMAT  
SOCIO - ECONOMIC SURVEY , 2000

RECORD 10

| IDENTIFICATION |          |                |                 |          |               |            |                  |   |                             | IN THE PAST 12 MONTHS,<br>HOUSEHOLD GET THE<br>FOLLOWING WELFARE<br>OR BENEFITS FROM<br>GOVERNMENT | DETAILS OF BENEFITS THAT HOUSEHOLD<br>RECEIVED DURING THE PAST 12 MONTHS |                                   |                         |                               |                         |            |            |  |     |            | DOES THE MEMBER WHO ATTENDING SCHOOL HAVE LUNCH? HOW? | WORKED ON<br>GOVERNMENT<br>SPONSORED<br>EMPLOYMENT<br>PROGRAMMES |                    |                                   |                    |     |     |    |
|----------------|----------|----------------|-----------------|----------|---------------|------------|------------------|---|-----------------------------|--|--|-----------------------------------|-------------------------|-------------------------------|-------------------------|------------|------------|--|-----|------------|---|--|--------------------|-----------------------------------|--------------------|-----|-----|----|
| REGION         | CHANGWAT | COMMUNITY TYPE | BLOCK / VILLAGE | MONTH    | HOUSEHOLD NO. | RECORD NO. | SUB - RECORD NO. | SOCIAL SECURITY CARD                            | GOVERNMENT ' S SCHOLARSHIPS |  | GOVERNMENT ' S LOAN FOR EDUCATION  | FREE SUPPLEMENTARY FOOD AT SCHOOL | NO. OF PERSONS RECEIVED | GOVERNMENT ' S<br>SCHOLARSHIP |                         |            |            | GOVERNMENT ' S<br>LOANS FOR<br>EDUCATION |     |            |   | DID THE MEMBER WORK IN THE 1999?                                 | HOW MANY PERSONS ? | DID THE MEMBER WORK IN THE 2000 ? | HOW MANY PERSONS ? |     |     |    |
| ID1            | ID2      | ID3            | ID4             | ID5      | ID6           | ID7        | ID8              | K01   | K02                         |  | K03  | K04                               |                         | K05                           | MEMBER NO. OF RECIPIENT | FIRST      | SECOND     | THIRD                                    | K12 | FIRST      |   | SECOND   | K17                | K18                               | K19                | K20 | K21 |    |
| 1              | 2 -<br>3 | 4              | 5 -<br>7        | 8 -<br>9 | 10 -<br>11    | 12-<br>13  | 14-<br>15        | 16  | 17                          | 18   | 19   | 20                                | 21 -<br>22              | 23 -<br>27                    | 28 -<br>29              | 30 -<br>34 | 35 -<br>36 | 37 -<br>41                               | 42  | 43 -<br>44 | 45 -<br>49  | 50 -<br>51   | 52 -<br>56         | 57                                | 58                 | 59  | 60  | 61 |
|                |          |                |                 |          |               | 10         | 01               | WELFARE AND BENEFITS FROM GOVERNMENT PROGRAMMES |                             |  |  |                                   |                         |                               |                         |            |            |  |     |            |   |  |                    |                                   |                    |     |     |    |



|   |     | COMPARE HOUSEHOLD INCOME IN THE 2000 TO THE 1999 |     |     |     |     |     |     |     |     |     |  |     |     |     |     |     |     |     |     |     |                                |     |     |     |     |     |     |     |     |     |     |  |  |  |  |  |
|---|-----|--|-----|-----|-----|-----|-----|-----|-----|-----|-----|--|-----|-----|-----|-----|-----|-----|-----|-----|-----|--------------------------------|-----|-----|-----|-----|-----|-----|-----|-----|-----|-----|--|--|--|--|--|
|   |     | HOUSEHOLD INCOME LOSS                            |     |     |     |     |     |     |     |     |     |  |     |     |     |     |     |     |     |     |     | HOUSEHOLD ' S INCOME INCREASED |     |     |     |     |     |     |     |     |     |     |  |  |  |  |  |
|   |     | THE FACTORS CONTRIBUTE                           |     |     |     |     |     |     |     |     |     | HOUSEHOLD RESORT TO THE FOLLOWING TO COPE WITH |     |     |     |     |     |     |     |     |     | THE FACTORS CONTRIBUTE         |     |     |     |     |     |     |     |     |     |     |  |  |  |  |  |
| K22   | K23 | K24  | K25 | K26 | K27 | K28 | K29 | K30 | K31 | K32 | K33 | K34  | K35 | K36 | K37 | K38 | K39 | K40 | K41 | K42 | K43 | K44                            | K45 | K46 | K47 | K48 | K49 | K50 | K51 | K52 | K53 | K54 |  |  |  |  |  |
| 62  | 63  | 64   | 65  | 66  | 67  | 68  | 69  | 70  | 71  | 72  | 73  | 74   | 75  | 76  | 77  | 78  | 79  | 80  | 81  | 82  | 83  | 84                             | 85  | 86  | 87  | 88  | 89  | 90  | 91  | 92  | 93  | 94  |  |  |  |  |  |
| IMPACT OF THE ECONOMIC CRISIS ON HOUSEHOLDS |     |  |     |     |     |     |     |     |     |     |     |  |     |     |     |     |     |     |     |     |     |                                |     |     |     |     |     |     |     |     |     |     |  |  |  |  |  |

|   |                          |                                |                         |   |  |      |                           |  |
|---|--------------------------|--------------------------------|-------------------------|---|--|------|---------------------------|--|
| IN THE PAST 12 MONTHS ,<br>HH. ADVERSELY<br>AFFECTED BY |                          |                                |                         | HAS YOUR LOCAL NEIGHBORHOOD / COMMUN. DONE ANYTHING<br>TO HELP PEOPLE DURING THE PAST 12 MONTHS ? | HOUSEHOLD<br>RECEIVED ANY<br>ASSISTANCE FROM |      |                           | WHAT DO YOU EXPECT YOUR HOUSEHOLD 'S<br>ECONOMIC CONDITIONS IN THE NEXT YEAR ? |
| INCREASING FOOD PRICES                                  | INCREASED PRICE OF DRUGS | INCREASED PRICE OF ELECTRICITY | INCREASED PRICE OF FUEL |   | TEMPLE                                       | NGO. | VILLAGE / COMMUNITY GROUP |  |
| K55   | K56                      | K57                            | K58                     |   | K60  | K61  | K62                       |  |
| 95  | 96                       | 97                             | 98                      |   | 99   | 100  | 101                       |  |
| 103   |                          |                                |                         |   |  |      |                           |  |

| FIELD   | FIELD<br>NAME  | STARTING<br>POSITION | LENGTH<br>OF<br>BYTES | POSSIBLE CODE & MEANING   | REMARK |
|---|----------------|----------------------|-----------------------|---|--------|
| <u>IDENTIFICATION</u>   | <u>ID1⇒ID6</u> | 1                    | 11                    | Reproduce from record 01  |        |
| RECORD NO.  | ID 7           | 12                   | 2                     | 10  |        |
| SUB - RECORD NO.  | ID 8           | 14                   | 2                     | 01  |        |
| <b>WELFARE AND BENEFITS FROM<br/>GOVERNMENT PROGRAMMES</b><br><br><b>DID YOUR HOUSEHOLD<br/>GET THE FOLLOWING WELFARE<br/>OR BENEFITS FROM GOVERNMENT<br/>IN THE PAST 12 MONTHS ?</b> |                |                      |                       |   |        |
| SOCIAL SECURITY CARD  | K 01           | 16                   | 1                     | }<br>0 - Not applicable<br>1 - Yes<br>2 - No<br>9 - Not reported  |        |
| GOVERNMENT 'S SCHOLARSHIPS  | K 02           | 17                   | 1                     |   |        |
| GOVERNMENT 'S LOAN FOR<br>EDUCATION   | K 03           | 18                   | 1                     |   |        |
| FREE SUPPLEMENTARY FOOD   | K 04           | 19                   | 1                     |   |        |
| <b>DETAILS OF BENEFITS THAT<br/>HOUSEHOLD RECEIVED DURING<br/>THE PAST 12 MONTHS</b>  |                |                      |                       |   |        |
| GOVERNMENT'S SCHOLARSHIPS   |                |                      |                       |   |        |
| NO. OF PERSONS RECEIVED   | K 05           | 20                   | 1                     | 1 - 3 , Blank-Not available   |        |
| MEMBER NUMBER OF RECIPIENT  |                |                      |                       |   |        |
| - THE FIRST ONE   | K 06           | 21                   | 2                     | }<br>01 - 25 , Blank-Not available<br>(For K06 , K08 <u>and</u> K10)<br><br>00001 - 99999 , Blank<br>(For K07 , K09 <u>and</u> K11) |        |
| - AMOUNT OF RECEIPT   | K 07           | 23                   | 5                     |   |        |
| - THE SECOND ONE  | K 08           | 28                   | 2                     |   |        |
| - AMOUNT OF RECEIPT   | K 09           | 30                   | 5                     |   |        |
| - THE THIRD ONE   | K 10           | 35                   | 2                     |   |        |
| - AMOUNT OF RECEIPT   | K 11           | 37                   | 5                     |   |        |
| GOVERNMENT'S LOANS FOR -<br>EDUCATION   |                |                      |                       |   |        |
| NO. OF PERSONS RECEIVED   | K 12           | 42                   | 1                     | 1 - 2 , Blank-Not available   |        |
| MEMBER NUMBER OF RECIPIENT  |                |                      |                       |   |        |

| FIELD  | FIELD NAME | STARTING POSITION | LENGTH OF BYTES | POSSIBLE CODE & MEANING  | REMARK |
|--|------------|-------------------|-----------------|--|--------|
| - THE FIRST ONE  | K 13       | 43                | 2               | } 01 - 25 , Blank-Not available<br>(For K13 <u>and</u> K15)<br>00001 - 99999 , Blank<br>(For K14 <u>and</u> K16)   |        |
| - AMOUNT OF RECEIPT  | K 14       | 45                | 5               |  |        |
| - THE SECOND ONE   | K 15       | 50                | 2               |  |        |
| - AMOUNT OF RECEIPT  | K 16       | 52                | 5               |  |        |
| DOES THE MEMBER WHO ATTENDING SCHOOL HAVE LUNCH? AND HOW?  | K 17       | 57                | 1               | 0 - Nobody attending school<br>1 - Yes, everyone have lunch by own expenses<br>2 - Yes, everyone received free<br>3 - Yes, only someone received free<br>4 - Yes, but someone have lunch / have lunch not every day<br>5 - Nobody have lunch |        |
| BETWEEN THE YEAR 1999 TO 2000 DID MEMBER OF HOUSEHOLD WORK ON THE GOVERNMENT SPONSORED EMPLOYMENT PROGRAM? |            |                   |                 |  |        |
| IN THE 1999  | K 18       | 58                | 1               | } 0 - No<br>1 - Yes  |        |
| IF ANY, HOW MANY PERSONS?  | K 19       | 59                | 1               |  |        |
| IN THE 2000  | K 20       | 60                | 1               | } 0 - No<br>1 - Yes  |        |
| IF ANY, HOW MANY PERSONS?  | K 21       | 61                | 1               |  |        |
| IMPACT OF THE ECONOMIC CRISIS ON HOUSEHOLDS  |            |                   |                 |  |        |
| IF COMPARE HOUSEHOLD INCOME IN THE 2000 TO THE 1999  | K 22       | 62                | 1               | 1 - Rather stable<br>2 - Increase but less than 25 %<br>3 - Increase by 25 - 50 %<br>4 - Increase more than 50 %<br>5 - Decrease but less than 25 %<br>6 - Decrease by 25 - 50 %<br>7 - Decrease more than 50 %                              |        |

| FIELD  | FIELD NAME | STARTING POSITION | LENGTH OF BYTES | POSSIBLE CODE & MEANING   | REMARK |
|--|------------|-------------------|-----------------|---|--------|
| DID THE FOLLOWING FACTORS<br>CONTRIBUTE TO THAT INCOME LOSS?   |            |                   |                 |   |        |
| - JOB LOSS   | K 23       | 63                | 1               | <div><div></div><div>0 - No<br/>1 - Yes<br/>9 - Not reported<br/>Blank - Not applicable</div></div> |        |
| - REDUCED WAGES  | K 24       | 64                | 1               |   |        |
| - PRICE / COSTS OF AGRI. PRODUCTION<br>DECREASED / INCREASED   | K 25       | 65                | 1               |   |        |
| - DROUGHT / FLOOD  | K 26       | 66                | 1               |   |        |
| - INCOME FROM BUSINESS DECREASED /<br>CLOSED DOWN  | K 27       | 67                | 1               |   |        |
| - DECLINED IN REMITTANCE /<br>ASSISTANCE FROM GOVERNMENT   | K 28       | 68                | 1               |   |        |
| - DECLINED IN REMITTANCE /<br>ASSISTANCE FROM PERSONS OUTSIDE<br>THE HOUSEHOLD                                 | K 29       | 69                | 1               |   |        |
| - DECREASED IN PROPERTY INCOME   | K 30       | 70                | 1               |   |        |
| - OTHER  | K 31       | 71                | 1               |   |        |
| IN CASE OF THE HOUSEHOLD'S INCOME<br>DECREASED, DID YOUR HOUSEHOLD<br>RESORT TO THE FOLLOWING TO COPE<br>WITH? |            |                   |                 |   |        |
| - CHANGED EATING PATTERNS  | K 32       | 72                | 1               | <div><div></div><div>0 - No<br/>1 - Yes<br/>9 - Not reported<br/>Blank - Not applicable</div></div> |        |
| - CHANGED TO PUBLIC HOSPITAL /<br>PURCHASED MEDICINE OVER COUNTER  | K 33       | 73                | 1               |   |        |
| - TAKEN CHILDREN OUT OF SCHOOL   | K 34       | 74                | 1               |   |        |
| - CHANGED TO PUBLIC SCHOOL   | K 35       | 75                | 1               |   |        |
| - RECEIVED REMITTANCE /<br>ASSISTANCE FROM GOVERNMENT  | K 36       | 76                | 1               |   |        |
| - RECEIVED REMITTANCE /<br>ASSISTANCE FROM PERSONS OUTSIDE<br>HOUSEHOLD  | K 37       | 77                | 1               |   |        |

| FIELD  | FIELD<br>NAME  | STARTING<br>POSITION   | LENGTH<br>OF<br>BYTES  | POSSIBLE CODE & MEANING  | REMARK |
|--|--|--|--|--|--------|
| - BORROWED FROM PERSONS OUTSIDE HOUSEHOLDS<br>- BORROWED FROM GOVERNMENT FUND FOR POVERTY ALLEVIATION PROGRAMMES<br>- MIGRATED TO GET A JOB<br>- INCREASED WORKING HOURS<br>- PARTICIPATED IN GOVERNMENT RELIEF PROGRAM<br>- DRAWN DOWN SAVINGS<br>- SOLD ASSETS (SUCH AS ANIMALS , LAND , DURABLES)<br>- PAWNED / MORTGAGED OF ASSETS<br>- OTHER  | K 38<br><br><br><br><br><br><br><br><br><br><br><br><br><br><br><br><br><br><br><br>K 46 | 78<br><br><br><br><br><br><br><br><br><br><br><br><br><br><br><br><br><br><br><br>86 | 1<br><br><br><br><br><br><br><br><br><br><br><br><br><br><br><br><br><br><br><br>1 | <br><br><br><br><br><br><br><br><br><br><br><br><br><br><br><br><br><br><br><br>0 - No<br>1 - Yes<br>9 - Not reported<br>Blank - Not applicable |        |
| IN CASE OF THE HOUSEHOLD ' S INCOME INCREASED, DID THE FOLLOWING FACTORS CONTRIBUTE TO THAT INCOME INCREASE?<br>- GOT A JOB / MORE WORK<br>- INCOME FROM FARMING INCREASED BECAUSE OF<br>PRICE OF PRODUCTION INCREASED<br>PRODUCTION INCREASED<br>- INCOME FROM BUSINESS INCREASED<br>- INCREASED IN REMITTANCE / ASSISTANCE FROM GOVERNMENT<br>- INCREASED IN REMITTANCE / ASSISTANCE FROM PERSONS OUTSIDE HOUSEHOLD<br>- INCREASED IN PROPERTY INCOME<br>- OTHER | K 47<br><br><br><br><br><br><br><br><br><br><br><br><br><br><br><br><br><br><br><br>K 54 | 87<br><br><br><br><br><br><br><br><br><br><br><br><br><br><br><br><br><br><br><br>94 | 1<br><br><br><br><br><br><br><br><br><br><br><br><br><br><br><br><br><br><br><br>1 | <br><br><br><br><br><br><br><br><br><br><br><br><br><br><br><br><br><br><br><br>0 - No<br>1 -Yes<br>9 - Not reported<br>Blank -Not applicable |        |



| FIELD  | FIELD<br>NAME                | STARTING<br>POSITION | LENGTH<br>OF<br>BYTES | POSSIBLE CODE & MEANING                       | REMARK |
|--|------------------------------|----------------------|-----------------------|---|--------|
| IN THE PAST 12 MONTHS , WAS YOUR<br>HOUSEHOLD ADVERSELY<br>AFFECTED BY ?<br><br>- INCREASING FOOD PRICES<br>- INCREASED PRICE OF DRUGS<br>- INCREASED PRICE OF ELECTRICITY<br>- INCREASED PRICE OF FUEL<br>SUCH AS GASOLINE, L.P.G. etc. | K 55<br>K 56<br>K 57<br>K 58 | 95<br>96<br>97<br>98 | 1<br>1<br>1<br>1      | }<br>0 - No<br>1 - Yes<br>9 - Not reported    |        |
| HAS YOUR LOCAL NEIGHBORHOOD /<br>COMMUNITY DONE ANYTHING<br>COLLECTIVELY TO HELP PEOPLE<br>DURING THE PAST 12 MONTHS?  | K 59                         | 99                   | 1                     | 0 - No<br>1 - Yes                             |        |
| DID YOUR HOUSEHOLD RECEIVED ANY<br>ASSISTANCE ( CASH OR IN-KIND ) FROM:<br><br>- TEMPLE<br>- NGO.<br>- VILLAGE / COMMUNITY GROUP   | K 60<br>K 61<br>K 62         | 100<br>101<br>102    | 1<br>1<br>1           | }<br>0 - No<br>1 - Yes                        |        |
| WHAT DO YOU EXPECT YOUR<br>HOUSEHOLD ' S ECONOMIC CONDITION<br>IN THE NEXT YEAR?   | K 63                         | 103                  | 1                     | 1- Stay the same<br>2 - Improve<br>3 - Worsen |        |