



Listing Form Form 1

V u l n e r a b i l i t y a n d P o v e r t y S u r v e y , 2 0 0 4

1. Atoll and island (Ward for Male')

Number of forms filled for the block of

2. Block number

For office use (1)	Serial number of unit (2)	Name of the unit (3)	Is this unit in use 1. Yes 2. No (END) (4)	Is there any household living in this unit 1. Yes 2. No (END) (5)	Number of households living in this unit (6)	Household serial number (7)	Number of persons living in this household		Name of the household head (10)	Serial number of sample drawn (For office use) (11)	Panel household identification (For office use) (12)
							Maldivians (8)	Foreigners (9)			
Total of previous page											
			1 2	1 2							
			1 2	1 2							
			1 2	1 2							
			1 2	1 2							
			1 2	1 2							
			1 2	1 2							
			1 2	1 2							
			1 2	1 2							
			1 2	1 2							
			1 2	1 2							
			1 2	1 2							
			1 2	1 2							
			1 2	1 2							
			1 2	1 2							
			1 2	1 2							
			1 2	1 2							
			1 2	1 2							
Total											

Name of enumerators (1)..... (2)..... Signature (1)..... (2).....

Date -- / -- / 04



Structure Form Form 2

IDENTIFICATION

1. Atoll and island (Ward for Male')

2. Block number (Only for Male')

3. Name of the unit

4. Household serial number (as in form 1)

5. Name of the household head

Household Identification
(Only for Islands)

1. Newly selected Household

2. Panel Household

STRUCTURE INFORMATION

1. Type of dwelling unit

1. House

2. Flat / Apartment complex

2. How many storey does the major part of this unit have?

5. What type of material used for floor construction of major part of the building?

1. Cement floor

2. Tiled

3. Concrete sheet

4. Wood

5. Sand

6. Other (specify)

6. Does the major part of the house have a ceiling?

1. Yes, With Ceiling

2. No, Without Ceiling

7. How old is the major part of the structure as it is now? Years

8. What is the built up area of the structure ? (In square feet)

For use of calculation of Q 8

9. What type of sanitary system does the unit have ?

1. Toilet connected to sea

2. Toilet connected to septic tank

3. Open area surrounded by walls (gifili)

4. No toilet facilities

4. What type of material used for roof construction of major part of the building?

1. Corrugated/galvanized/asbestos sheet

2. Concrete sheet

3. Thatch

4. Other (specify)

Name of the enumerators: (1)(2)

Signature: (1)(2)

Date: -- / -- / 04

IDENTIFICATION

Number of form filled for the household of

7. Contact phone number

--	--	--	--	--	--
8. Total number of persons in the household (**includes all persons who take meals and sleep regularly in the household and who have no regular place for eating but sleeps in the household**)
9. Number of persons less than 15 years in the household
10. Number of persons 15 years and above in the household
11. Number of children of this household who are studying in elsewhere

Female	Male	Total
<input type="text"/>	<input type="text"/>	<input type="text"/>
<input type="text"/>	<input type="text"/>	<input type="text"/>
<input type="text"/>	<input type="text"/>	<input type="text"/>
<input type="text"/>	<input type="text"/>	<input type="text"/>

ALL AGES

[illegible]

[illegible]

[illegible]

[illegible]

[illegible]

[illegible]

REMARKS

4. Household serial number (*as in form 1*)

--	--	--	--	--	--
5. Name of the household head


--	--	--	--	--	--
6. Total number of persons in the household



--	--

--	--

--	--

AVAILABILITY OF DRINKING WATER

15. Do you have a rainwater tank / storage facility?
1. Yes 2. No  (Skip to Q.19)
16. When did you install the rainwater tank / storage facility?


--	--	--	--
17. Does your household use the rainwater tank / storage facility at present?
1. Yes  (Skip to Q.20) 2. No
18. What is the major reason that your household does not use the existing facility?
.....  (Skip to Q.20)

--
19. What are the reasons for not having a rainwater tank/ storage facility?
1. Do not feel it is required
2. Cannot afford
3. Troublesome to have one
4. Other (*specify*)

--
20. Form which sources did you get drinking water for most of the days during the past 12 months (June 2003 - May 2004) and was it treated?

- | | Treated | |
|---------------------------------------|---------|-------|
| | 1. Yes | 2. No |
| 1. Rain water tank in the compound | 1 | 2 |
| 2. Well water in the compound | 1 | 2 |
| 3. Public / community rainwater tanks | 1 | 2 |
| 4. Private rainwater tank | 1 | 2 |
| 5. Desalination plant | 1 | 2 |
| 6. Public piped supply | 1 | 2 |
| 7. Others | 1 | 2 |

Only for Islands

13. Does the unit you live has electricity?
1. Yes 2. No  (Skip to Q.15)
- 14 How many hours of electricity was available for use per day?

--	--

 hours

21. How many days of insufficient drinking water was experienced during the past 12 months (June 2003 - May 2004) (in days)? (Considering rainwater, well water in the island) (Enter 00 if there is sufficient water through out the year)

GARBAGE DISPOSAL

22. How do you dispose the garbage?

1. Burn
2. Buried in the compound
3. Dump openly in the compound
4. Throw into the beach/ sea
5. Throw into the demarcated area of the island
6. Collected/ throw into the municipal garbage area (*Male' only*)

HEALTH SERVICES

23. Do you get medicine when there is a necessity for it?

1. Yes  (Skip to Q.25)
2. No

24. Reason for not getting medicine

1. Not available in the island
2. Cannot afford
3. Other (*specify*)




(Skip to Q.26)

25. From where do you get medicine normally?

1. Male'
2. Regional Hospital
3. Atoll Hospital
4. Atoll Health Centre
5. Community health worker
6. Family health worker
7. Pharmacies
8. Island shops
9. Health Post

26. Do you get medical access when ever needed from the island?


1. Yes  (Skip to Q.28)
2. No

27. Reason

.....

MIGRATION

28. Has any person belonging to this household migrated elsewhere during the last 3 years?

1. Yes
2. No  (Skip to Q.32)

Serial Number	1	2	3	4	5	6
29. Where did this person migrate?						
1. Male'	1	1	1	1	1	1
2. Another Atoll	2	2	2	2	2	2
3. Other island of this atoll	3	3	3	3	3	3
4. Abroad	4	4	4	4	4	4
30. What is the primary purpose?						
1. For employment	1	1	1	1	1	1
2. For education	2	2	2	2	2	2
3. For Health reasons	3	3	3	3	3	3
4. For Other reasons	4	4	4	4	4	4
31. How long has it been since this person migrated (<i>In months</i>)	<input type="text"/>	<input type="text"/>	<input type="text"/>	<input type="text"/>	<input type="text"/>	<input type="text"/>

CRISIS

32. Did the household face any food crisis, shortage (of rice, sugar, flour) scarcity during the past 12 months (June 2003 - May 2004)?

1. Yes
2. No  (Skip to Q.39)

33. How many times did the household face food crisis, shortage (of rice, sugar, flour) scarcity during the past 12 months (June 2003 - May 2004)?

34. For how many days did the household face food crisis, shortage (of rice, sugar, flour) scarcity during the past 12 months (June 2003 - May 2004)?

35. Which months of the year did the household face food crisis, shortage (of rice, sugar, flour) scarcity during the past 12 months (June 2003 - May 2004)?

- | | | |
|-----------------|---------------|------------------|
| 1. January '04 | 5. May '04 | 9. September '03 |
| 2. February '04 | 6. June '03 | 10. October '03 |
| 3. March '04 | 7. July '03 | 11. November '03 |
| 4. April '04 | 8. August '03 | 12. December '03 |



36. Reason for crisis

37. How long can your household use the basic food you usually supply?

Months Weeks Days





38. How many meals are taken during a day?

	Normal	During crisis
1. Person above 15 year	<input type="text"/>	<input type="text"/>
2. Children between 6 to 15 years	<input type="text"/>	<input type="text"/>
3. Children between 1 to 5 years	<input type="text"/>	<input type="text"/>

<div> <div>39. Did your household face any crisis during the last 6 years (June 2003 - May 2004)?</div> <div> <div>1. Yes</div> <div>2. No  (Skip to Q.41)</div> </div> </div>							<div> <div>HARDSHIP</div> <div>Applicable only to female headed households</div> </div>																																																																																																										
<div>40. What are the crisis that your household face during the last 6 years?</div> <table border="1"> <thead> <tr> <th>Serial number</th> <th>Type of crisis/ Reason</th> <th>How long ago (Enter 00 if less than a year) (Years)</th> <th>Frequency of crisis (Number)</th> <th>Expenses due to the crisis (Rufiyaa)</th> <th>Forgone income due to the crisis (Rufiyaa)</th> <th>To cope with the crisis, where did you get the money from? (Code)</th> </tr> </thead> <tbody> <tr> <td>1.</td> <td>Death of the bread earner</td> <td><input type="text"/></td> <td><input type="text"/></td> <td><input type="text"/></td> <td><input type="text"/></td> <td><input type="text"/></td> </tr> <tr> <td>2.</td> <td>Death of other household member</td> <td><input type="text"/></td> <td><input type="text"/></td> <td><input type="text"/></td> <td><input type="text"/></td> <td><input type="text"/></td> </tr> <tr> <td>3.</td> <td>Expenses due to major sickness</td> <td><input type="text"/></td> <td><input type="text"/></td> <td><input type="text"/></td> <td><input type="text"/></td> <td><input type="text"/></td> </tr> <tr> <td>4.</td> <td>Expenses due to major injury/ accident</td> <td><input type="text"/></td> <td><input type="text"/></td> <td><input type="text"/></td> <td><input type="text"/></td> <td><input type="text"/></td> </tr> <tr> <td>5.</td> <td>Being jobless</td> <td><input type="text"/></td> <td><input type="text"/></td> <td><input type="text"/></td> <td><input type="text"/></td> <td><input type="text"/></td> </tr> <tr> <td>6.</td> <td>Damages such as fire</td> <td><input type="text"/></td> <td><input type="text"/></td> <td><input type="text"/></td> <td><input type="text"/></td> <td><input type="text"/></td> </tr> <tr> <td>7.</td> <td>Cutting trees / harassment (crop)damage done by others</td> <td><input type="text"/></td> <td><input type="text"/></td> <td><input type="text"/></td> <td><input type="text"/></td> <td><input type="text"/></td> </tr> <tr> <td>8.</td> <td>Loss / damage of dhoani</td> <td><input type="text"/></td> <td><input type="text"/></td> <td><input type="text"/></td> <td><input type="text"/></td> <td><input type="text"/></td> </tr> <tr> <td>9.</td> <td>Loss / damage of fishing equipment</td> <td><input type="text"/></td> <td><input type="text"/></td> <td><input type="text"/></td> <td><input type="text"/></td> <td><input type="text"/></td> </tr> <tr> <td>10.</td> <td>Divorce / separation</td> <td><input type="text"/></td> <td><input type="text"/></td> <td><input type="text"/></td> <td><input type="text"/></td> <td><input type="text"/></td> </tr> <tr> <td>11.</td> <td>Legal expenses</td> <td><input type="text"/></td> <td><input type="text"/></td> <td><input type="text"/></td> <td><input type="text"/></td> <td><input type="text"/></td> </tr> <tr> <td>12.</td> <td>Other (specify) <input type="checkbox"/></td> <td><input type="text"/></td> <td><input type="text"/></td> <td><input type="text"/></td> <td><input type="text"/></td> <td><input type="text"/></td> </tr> </tbody> </table>							Serial number	Type of crisis/ Reason	How long ago (Enter 00 if less than a year) (Years)	Frequency of crisis (Number)	Expenses due to the crisis (Rufiyaa)	Forgone income due to the crisis (Rufiyaa)	To cope with the crisis, where did you get the money from? (Code)	1.	Death of the bread earner	<input type="text"/>	<input type="text"/>	<input type="text"/>	<input type="text"/>	<input type="text"/>	2.	Death of other household member	<input type="text"/>	<input type="text"/>	<input type="text"/>	<input type="text"/>	<input type="text"/>	3.	Expenses due to major sickness	<input type="text"/>	<input type="text"/>	<input type="text"/>	<input type="text"/>	<input type="text"/>	4.	Expenses due to major injury/ accident	<input type="text"/>	<input type="text"/>	<input type="text"/>	<input type="text"/>	<input type="text"/>	5.	Being jobless	<input type="text"/>	<input type="text"/>	<input type="text"/>	<input type="text"/>	<input type="text"/>	6.	Damages such as fire	<input type="text"/>	<input type="text"/>	<input type="text"/>	<input type="text"/>	<input type="text"/>	7.	Cutting trees / harassment (crop)damage done by others	<input type="text"/>	<input type="text"/>	<input type="text"/>	<input type="text"/>	<input type="text"/>	8.	Loss / damage of dhoani	<input type="text"/>	<input type="text"/>	<input type="text"/>	<input type="text"/>	<input type="text"/>	9.	Loss / damage of fishing equipment	<input type="text"/>	<input type="text"/>	<input type="text"/>	<input type="text"/>	<input type="text"/>	10.	Divorce / separation	<input type="text"/>	<input type="text"/>	<input type="text"/>	<input type="text"/>	<input type="text"/>	11.	Legal expenses	<input type="text"/>	<input type="text"/>	<input type="text"/>	<input type="text"/>	<input type="text"/>	12.	Other (specify) <input type="checkbox"/>	<input type="text"/>	<input type="text"/>	<input type="text"/>	<input type="text"/>	<input type="text"/>	<div>41. Why has the female taken the responsibility of heading the household?</div> <div> <div>1. Death of husband</div> <div>2. Divorce</div> <div>3. Absence of adult males in the family</div> <div>4. Out migration of the husband of the current head of household</div> <div>5. Out migration of the other male members of the household</div> <div>6. Disable / sick adult male member in the household</div> <div>7. Widow considered as in-charge despite the presence of an adult male/sons</div> <div>8. Because the women wants to be in charge</div> <div>9. Other (specify) <input type="checkbox"/></div> </div> <div>42. Did the household face any hardship in managing the household?</div> <div> <div>1. Yes</div> <div>2. No  (Skip to Q.44)</div> </div> <div>43. What type of hardship problems does the female head under go to manage the household?</div> <table border="1"> <thead> <tr> <th>Problems</th> <th>Rank</th> </tr> </thead> <tbody> <tr> <td>1.. <input type="checkbox"/></td> <td><input type="text"/></td> </tr> <tr> <td>2.. <input type="checkbox"/></td> <td><input type="text"/></td> </tr> <tr> <td>3.. <input type="checkbox"/></td> <td><input type="text"/></td> </tr> <tr> <td>4.. <input type="checkbox"/></td> <td><input type="text"/></td> </tr> <tr> <td>5.. <input type="checkbox"/></td> <td><input type="text"/></td> </tr> <tr> <td>6.. <input type="checkbox"/></td> <td><input type="text"/></td> </tr> </tbody> </table>		Problems	Rank	1.. <input type="checkbox"/>	<input type="text"/>	2.. <input type="checkbox"/>	<input type="text"/>	3.. <input type="checkbox"/>	<input type="text"/>	4.. <input type="checkbox"/>	<input type="text"/>	5.. <input type="checkbox"/>	<input type="text"/>	6.. <input type="checkbox"/>	<input type="text"/>
Serial number	Type of crisis/ Reason	How long ago (Enter 00 if less than a year) (Years)	Frequency of crisis (Number)	Expenses due to the crisis (Rufiyaa)	Forgone income due to the crisis (Rufiyaa)	To cope with the crisis, where did you get the money from? (Code)																																																																																																											
1.	Death of the bread earner	<input type="text"/>	<input type="text"/>	<input type="text"/>	<input type="text"/>	<input type="text"/>																																																																																																											
2.	Death of other household member	<input type="text"/>	<input type="text"/>	<input type="text"/>	<input type="text"/>	<input type="text"/>																																																																																																											
3.	Expenses due to major sickness	<input type="text"/>	<input type="text"/>	<input type="text"/>	<input type="text"/>	<input type="text"/>																																																																																																											
4.	Expenses due to major injury/ accident	<input type="text"/>	<input type="text"/>	<input type="text"/>	<input type="text"/>	<input type="text"/>																																																																																																											
5.	Being jobless	<input type="text"/>	<input type="text"/>	<input type="text"/>	<input type="text"/>	<input type="text"/>																																																																																																											
6.	Damages such as fire	<input type="text"/>	<input type="text"/>	<input type="text"/>	<input type="text"/>	<input type="text"/>																																																																																																											
7.	Cutting trees / harassment (crop)damage done by others	<input type="text"/>	<input type="text"/>	<input type="text"/>	<input type="text"/>	<input type="text"/>																																																																																																											
8.	Loss / damage of dhoani	<input type="text"/>	<input type="text"/>	<input type="text"/>	<input type="text"/>	<input type="text"/>																																																																																																											
9.	Loss / damage of fishing equipment	<input type="text"/>	<input type="text"/>	<input type="text"/>	<input type="text"/>	<input type="text"/>																																																																																																											
10.	Divorce / separation	<input type="text"/>	<input type="text"/>	<input type="text"/>	<input type="text"/>	<input type="text"/>																																																																																																											
11.	Legal expenses	<input type="text"/>	<input type="text"/>	<input type="text"/>	<input type="text"/>	<input type="text"/>																																																																																																											
12.	Other (specify) <input type="checkbox"/>	<input type="text"/>	<input type="text"/>	<input type="text"/>	<input type="text"/>	<input type="text"/>																																																																																																											
Problems	Rank																																																																																																																
1.. <input type="checkbox"/>	<input type="text"/>																																																																																																																
2.. <input type="checkbox"/>	<input type="text"/>																																																																																																																
3.. <input type="checkbox"/>	<input type="text"/>																																																																																																																
4.. <input type="checkbox"/>	<input type="text"/>																																																																																																																
5.. <input type="checkbox"/>	<input type="text"/>																																																																																																																
6.. <input type="checkbox"/>	<input type="text"/>																																																																																																																
<div>Code:</div> <div> <div>1. Saving</div> <div>2. Income</div> <div>3. Insurance</div> <div>4. Government support</div> <div>5. Borrowing from relatives/ friends</div> <div>6. Borrowing from banking and institutions</div> <div>7. Sale of assets</div> <div>8. Sale of goods</div> <div>9. Other</div> </div>																																																																																																																	

CONSUMER DURABLE

44. What are the durable goods available and purchased for household use during the past one year (June 2003 - May 2004)? If the item was taken as an installment, write the amount paid during the past year. *(Consumer durables are items that last for more than one year)*

I. Do you have or purchased any household appliances and equipments during the past one year? 1. Yes 2. No  (skip to II)						II. Do you have or purchased any transport and communication equipment during the past one year? 1. Yes 2. No  (skip to Q.III)						IV. Do you have or purchased any audiovisual equipment during the past one year? 1. Yes 2. No  (skip to V)					
Items	Availability		No. of items	Purchased past year		Items	Availability		No. of items	Purchased past year		Items	Availability		No. of items	Purchased past year	
	1. Yes	2. No		New	Second hand		value in Rf	1. Yes		2. No	New		Second hand	value in Rf		1. Yes	2. No
1. Washing machine	1	2				1. Bicycle	1	2				1. Radio / Cassette player	1	2			
2. Sewing machine	1	2				2. Cycle	1	2				2. TV	1	2			
3. Iron	1	2				3. Car	1	2				3. VCR / DVD & alike	1	2			
4. Fan	1	2				4. Pickup / Lorry	1	2				4. Compact set	1	2			
5. Gas cooker	1	2				5. Dhoani / Speed boat	1	2				5. Play Station	1	2			
6. Refrigerator / Fridge	1	2				6. Telephone	1	2				6.	1	2			
7. Water Pump	1	2				7. Mobile Phone	1	2				7.	1	2			
8. Oven	1	2				8. Dish Antennae	1	2				V. What are the other household durable purchased/use during the past one year?					
9. Mixer	1	2				9.	1	2				Items		Availability		Purchased past year	
10. Toaster	1	2				III. Do you have or purchased any photographic equipment during the past year? 1. Yes 2. No  (skip to Q.IV)						1. Computer	1	2			
11.	1	2				Items		Availability		Purchased past year		2. Generator	1	2			
12.	1	2				1. Yes	2. No					3. Hand tools	1	2			
13.	1	2				1. Camera	1	2				4.	1	2			
14.	1	2				2. Video Camera	1	2				5.	1	2			
15.	1	2				3.	1	2				6.	1	2			
Column total (A)						Column total (B)						Column total (C)					
												Annual total (A+B+C)					


TRAVEL ABROAD

45. Did any member of the household travel abroad within the past 12 months (June 2003 - May 2004) under the following circumstances?

Purpose of travelling (If the purpose of traveling is more than one, per trip, then note the expenses under the main purpose)	Did anybody travel? 1. Yes 2. No If no, skip to next category	Total number of trips	Expenses incurred by household members (Excluding money spent on capital goods and business)		Did you get financial support for this (Other than household members) 1. Yes 2. No If no, skip to next category	Amount received from others (If yes to column 6, amount received) (Rufiyaa)
			Purchase of air ticket (Rufiyaa)	Other costs (Rufiyaa)		
(1)	(2)	(3)	(4)	(5)	(6)	(7)
1. Medical	1 2	<input type="text"/>	<input type="text"/>	<input type="text"/>	1 2	<input type="text"/>
2. Education/ training	1 2	<input type="text"/>	<input type="text"/>	<input type="text"/>	1 2	<input type="text"/>
3. Holiday/ leisure	1 2	<input type="text"/>	<input type="text"/>	<input type="text"/>	1 2	<input type="text"/>
4. Hajj/ Umra	1 2	<input type="text"/>	<input type="text"/>	<input type="text"/>	1 2	<input type="text"/>
Total →			<input type="text"/> (A)	<input type="text"/> (B)	<input type="text"/> (C)	
Grand Total (A) + (B) + (C) →						<input type="text"/> (1)

46. Did any member of the household send any amount of money abroad within the past 12 months (June 2003 - May 2004)? (In addition to expenditure on travel abroad mention in Q. 45)

1. Yes

2. No  (Skip to Q.48)

47. What was the purpose and amount of money sent abroad? (Business expenses will not be included)

1. Studies

Rf

2. Medical treatment

Rf

3. Other purpose (specify)

Rf

Total

Rf

Rf (2)

GRAND TOTAL

→ (1) + (2)

Rf

Problem in our life


Show the flash card

48. Some of the problems faced by the islanders are listed below. We would like you to tell us which are the five most important ones in your life or for your community. Please give the most pressing problems first, and then the next most important, and so on, until most important five areas have been ranked.

Sr	Problems	Ranking by woman	Ranking by man
1.	Improve the quality of housing	<input type="text"/> <input type="text"/>	<input type="text"/> <input type="text"/>
2.	Availability of transport service	<input type="text"/> <input type="text"/>	<input type="text"/> <input type="text"/>
3.	Availability of electricity	<input type="text"/> <input type="text"/>	<input type="text"/> <input type="text"/>
4.	Communication facilities	<input type="text"/> <input type="text"/>	<input type="text"/> <input type="text"/>
5.	Employment opportunities	<input type="text"/> <input type="text"/>	<input type="text"/> <input type="text"/>
6.	Possibilities to earn a good income	<input type="text"/> <input type="text"/>	<input type="text"/> <input type="text"/>
7.	Food security all year around	<input type="text"/> <input type="text"/>	<input type="text"/> <input type="text"/>
8.	Environmental security	<input type="text"/> <input type="text"/>	<input type="text"/> <input type="text"/>
9.	Availability of drinking water	<input type="text"/> <input type="text"/>	<input type="text"/> <input type="text"/>
10.	Access to consumer goods	<input type="text"/> <input type="text"/>	<input type="text"/> <input type="text"/>
11.	Access to health services/improvements	<input type="text"/> <input type="text"/>	<input type="text"/> <input type="text"/>
12.	Access to quality education	<input type="text"/> <input type="text"/>	<input type="text"/> <input type="text"/>

49. Are there any other important problems faced by the islanders that are not covered in the above list?

1. Yes

2. No  (Skip to Q.51)

50. What are these and where would you place this problem in the priority list given in Q.48?

a. For Women

Sr	Problems	Before rank number <input type="text"/> given in Q.48
1. <input type="text"/>	<input type="text"/>
2. <input type="text"/>	<input type="text"/>
3. <input type="text"/>	<input type="text"/>
4. <input type="text"/>	<input type="text"/>
5. <input type="text"/>	<input type="text"/>

b. For Man

Sr	Problems	Before rank number <input type="text"/> given in Q.48
1. <input type="text"/>	<input type="text"/>
2. <input type="text"/>	<input type="text"/>
3. <input type="text"/>	<input type="text"/>
4. <input type="text"/>	<input type="text"/>
5. <input type="text"/>	<input type="text"/>

INVESTMENT

51. During the past year (June 2003 - May 2004) did any member of the household undertake any of the following transactions?

Transaction	Amount (Rufiyaa)	Transaction	Amount (Rufiyaa)
1. To start a business from borrowing	<input type="text"/>	11. Lending	<input type="text"/>
2. Repayment	<input type="text"/>	12. Interest payment	<input type="text"/>
3. Purchase of engine/ Machinery and alike	<input type="text"/>	13. Sale of engine/ Machinery and alike	<input type="text"/>
4. Purchase of vehicles	<input type="text"/>	14. Sale of vehicles	<input type="text"/>
5. Purchase/ repair vessels	<input type="text"/>	15. Sale of vessels	<input type="text"/>
6. Construct/ repair house	<input type="text"/>	16. Other transaction (sales) (specify)	<input type="text"/>
7. Construct/ repair toilet	<input type="text"/>	
8. Building of wells	<input type="text"/>	
9. Cleaning/ reclaim of land	<input type="text"/>	
10. Other transaction (purchases)(specify)	<input type="text"/>	
.....	<input type="text"/>	
.....	<input type="text"/>	
.....	<input type="text"/>	

PERCEPTION OF ECONOMIC STATUS AND WELL BEING

52. Over the last six years (June 1998 -May 2004) how did your household income changed?

1. Increased
2. Decreased
3. Remain same

53. Compared to the other households in your community, how do you consider your household status?

1. Well below average
2. Below average
3. Average
4. Well off
5. Very well off

54. On average how much do you spend on food, per head, per month?

in rufiyaa

55. Do earning members of the household pool their income for food and other household expenses?

1. Yes, all members
2. Yes, some members
3. No

56. Do the members of the household normally have surplus income each month?


1. Yes
2. No  (Skip to Q.58)

57. In your view, how do the surplus incomes of the household was spent?
(Rank according to spending pattern the most five important ones)

1. Better food ☐
2. Repair/renovate/improve house ☐
3. Medical treatment ☐
4. Educate children ☐
5. Buy TV/radio/VCR ☐
6. Invest in an income generating activity ☐
7. Repay a loan/ borrowing ☐
8. Give on credit ☐
9. Buy expensive gifts for family members ☐
10. Save ☐
11. Spend on religious activities and charity ☐
12. Others (specify) ☐

VOLUNTARY WORK OF HOUSEHOLD MEMBERS

58. What type of voluntary work were the household members engage in during the past one year (June 2003 - May 2004)?

1. Construction and maintenance of jetty
2. Construction and maintenance of mosque
3. Construction and maintenance of school
4. Construction and maintenance of health post/clinic/hospital
5. Construction of other facilities required for development of the island
(Excluding places mentioned in category 1, 2, 3 and 4)
6. Cleaning the island / harbour or beach
7. Cleaning the land for housing plots/play grounds etc.
8. Working in community business, schools, clinic, etc, as volunteers
9. Other (specify) ☐
10. None  (Skip to Q.65)

59. How many members of this household were voluntarily engaged in community activities?

Female

Male

Only for those who did voluntarily / community activities

60. Person number (As in form 3)

61. Name of the person

62. Sex

1. Female

2. Male

1 2

1 2

1 2

1 2

1 2




1 2


1 2

1 2

63. How many days did each member of the household
work in community activities on average per month
(In days)

64. How many hours did each member of the household
work in community activities on average per day
(In hours)

MORBIDITY							
65. Did any member of the household suffer any major disease/ injury during the past year (June 2003 - May 2004)? 1. Yes 2. No  (Skip to Q.78)		66. Was any member of the household got sick/ injured in the last 4 weeks? 1. Yes, current 2. Yes, recent 3. Recurrent 4. No  (Skip to Q.78)					
		Only for the sick / injured person during the last 4 weeks (Including those persons who are sick/ injured currently)					
67. Person number (As in form 3)	<div><div></div></div>	<div><div></div></div>	<div><div></div></div>	<div><div></div></div>	<div><div></div></div>	<div><div></div></div>	<div><div></div></div>
68. Name of the disease or injury <div><div></div><div></div></div> <div><div></div><div></div></div> <div><div></div><div></div></div> <div><div></div><div></div></div> <div><div></div><div></div></div> <div><div></div><div></div></div> <div><div></div><div></div></div>
69. Whom did the sick person consult?							
1. Doctor	1	1	1	1	1	1	1
2. Trained Health Worker / clinical assistant	2	2	2	2	2	2	2
3. Pharmacist	3	3	3	3	3	3	3
4. Traditional healer	4	4	4	4	4	4	4
5. Other	5	5	5	5	5	5	5
6. None  (Skip to Q.78)	6	6	6	6	6	6	6
70. Where did the sick person go for consultation?							
1. Health centre	1	1	1	1	1	1	1
2. Atoll Hospital	2	2	2	2	2	2	2
3. Regional Hospital	3	3	3	3	3	3	3
4. Traditional healer	4	4	4	4	4	4	4
5. Private clinic	5	5	5	5	5	5	5
6. Male' hospital / clinic	6	6	6	6	6	6	6
7. Overseas hospital / clinic	7	7	7	7	7	7	7
8. Other (eg. Pharmacy)	8	8	8	8	8	8	8

Person number (as in Q.67)	<input type="text"/>	<input type="text"/>	<input type="text"/>	<input type="text"/>	<input type="text"/>	<input type="text"/>	<input type="text"/>
71. What means of travel was used?	1	1	1	1	1	1	1
1. Mechanized dhoani	2	2	2	2	2	2	2
2. Speed boat (Launch)	3	3	3	3	3	3	3
3. Air taxi	4	4	4	4	4	4	4
4. Aeroplane	5	5	5	5	5	5	5
5. Other (eg: taxi)	6	6	6	6	6	6	6
72. How many hours did it take to reach the place of consultation? (Enter 00 if less than half an hour)	<input type="text"/>	<input type="text"/>	<input type="text"/>	<input type="text"/>	<input type="text"/>	<input type="text"/>	<input type="text"/>
73. How much did the trip cost? (In rufiyaa) (Enter 00 if no expenses)	<input type="text"/>	<input type="text"/>	<input type="text"/>	<input type="text"/>	<input type="text"/>	<input type="text"/>	<input type="text"/>
74. Who paid for the trip?	1	1	1	1	1	1	1
1. Self / Household members	2	2	2	2	2	2	2
2. Other relatives	3	3	3	3	3	3	3
3. Friend / other non relatives	4	4	4	4	4	4	4
4. Government	5	5	5	5	5	5	5
5. Employer	6	6	6	6	6	6	6
75. Were you able to get the necessary medicine?	1	1	1	1	1	1	1
1. Yes 2. No  (Skip to Q.77)	2	2	2	2	2	2	2
76. From where did you get medicine?	1	1	1	1	1	1	1
1. Male'	2	2	2	2	2	2	2
2. This island	3	3	3	3	3	3	3
3. Other island	4	4	4	4	4	4	4
4. Overseas							
77. Who paid for the treatment?	1	1	1	1	1	1	1
1. Self / Household members	2	2	2	2	2	2	2
2. Other relatives	3	3	3	3	3	3	3
3. Friend / other non relatives	4	4	4	4	4	4	4
4. Government	5	5	5	5	5	5	5
5. Employer	6	6	6	6	6	6	6
6. No expenses							

LOANS AND CREDITS

[illegible]



**Form for measurements of
Children under 5 years
Form 5**

V u l n e r a b i l i t y a n d P o v e r t y S u r v e y , 2 0 0 4

IDENTIFICATION

Number of forms filled for the household of

1. Atoll and Island (Ward for Male')

2. Block number (Only for Male')

3. Name of the Unit

4. Household serial number (as in form 1)

5. Name of the household head (as in form 3)

6. Total number of children under 5 years in the household (as in form 3)

Female	Male	Total
<input type="text"/>	<input type="text"/>	<input type="text"/>

Take the following measurements of the children under 5 years in the household.

Name of the child	Person number (As in form 3)	Sex 1.Female 2.Male	Date of Birth			Height (in cm)	weight (in kgs)	Mid - upper arm circumference (in cms)	Other remarkable feature of the child
			Day	Month	Year				
	<input type="text"/>	1 2	<input type="text"/>	<input type="text"/>	<input type="text"/>	<input type="text"/>	<input type="text"/>	<input type="text"/>	
	<input type="text"/>	1 2	<input type="text"/>	<input type="text"/>	<input type="text"/>	<input type="text"/>	<input type="text"/>	<input type="text"/>	
	<input type="text"/>	1 2	<input type="text"/>	<input type="text"/>	<input type="text"/>	<input type="text"/>	<input type="text"/>	<input type="text"/>	
	<input type="text"/>	1 2	<input type="text"/>	<input type="text"/>	<input type="text"/>	<input type="text"/>	<input type="text"/>	<input type="text"/>	
	<input type="text"/>	1 2	<input type="text"/>	<input type="text"/>	<input type="text"/>	<input type="text"/>	<input type="text"/>	<input type="text"/>	
	<input type="text"/>	1 2	<input type="text"/>	<input type="text"/>	<input type="text"/>	<input type="text"/>	<input type="text"/>	<input type="text"/>	
	<input type="text"/>	1 2	<input type="text"/>	<input type="text"/>	<input type="text"/>	<input type="text"/>	<input type="text"/>	<input type="text"/>	
	<input type="text"/>	1 2	<input type="text"/>	<input type="text"/>	<input type="text"/>	<input type="text"/>	<input type="text"/>	<input type="text"/>	

REMARKS

.....

.....

.....

.....



Vulnerability and Poverty Survey, 2004

IDENTIFICATION

Number of forms filled for the household of

1. Atoll and Island (Ward for Male') _____

4. Serial number of household (as in form 1) _____

2. Block Number (Only for Male') _____

5. Name of the person _____

3. Name of the unit _____

6. Person No.(as in form 3) _____

EMPLOYMENT

FOR PERSONS 15 YEARS AND ABOVE

* What are the economic activities you were engaged in during the past month?
(List the activities giving priority to the amount of time spent)

1.....

2.....

1. Primary occupation

1. What was your employment status of the primary occupation?

- 1. Employer (with employees)
- 2. Employee
- 3. Own account worker
- 4. Unpaid family worker
- 5. Group worker

☞ (Skip to Q. 3)

2. Name of the place of work or establishment?

.....

3. During the past month what kind of activity were you engaged in this establishment? (Industry)

.....
ISIC

4. Describe the specific type of job or designation of this job? (Occupation)

.....
ISCO

5. What type of establishment was that?

- 1. Government
- 2. Public enterprise
- 3. Private enterprise
- 4. National Security Services (NSS)
- 5. Private house/own home/ own farm
- 6. Private place such as shop, tuition class and alike
- 7. No permanent location

6. Number of hours worked per week?

7. Which months of the year (June 2003 to May 2004) did you work?

55. Throughout the year

- 1. January 2004
- 2. February 2004
- 3. March 2004
- 4. April 2004
- 5. May 2004
- 6. June 2003
- 7. July 2003
- 8. August 2003
- 9. September 2003
- 10. October 2003
- 11. November 2003
- 12. December 2003

8. Are you involved in any secondary occupation?

- 1. Yes
- 2. No ☞ (skip to 16)

2. Secondary occupation

9. What was your employment status of the secondary occupation?

- 1. Employer (with employees)
- 2. Employee
- 3. Own account worker
- 4. Unpaid family worker
- 5. Group worker

☞ (Skip to Q. 11)

10. Name of the place of work or establishment?

.....

11. During the past month what kind of activity were you engaged in this establishment? (Industry)

.....
ISIC

12. Describe the specific type of job or designation of this job? (Occupation)

.....
ISCO

13. What type of establishment was that?

- 1. Government
- 2. Public enterprise
- 3. Private enterprise
- 4. National Security Services (NSS)
- 5. Private house/own home/ own farm
- 6. Private place such as shop, tuition class and alike
- 7. No permanent location

14. Number of hours worked per week?

15. Which months of the year (June 2003 to May 2004) did you work?

55. Throughout the year

- 1. January 2004
- 2. February 2004
- 3. March 2004
- 4. April 2004
- 5. May 2004
- 6. June 2003
- 7. July 2003
- 8. August 2003
- 9. September 2003
- 10. October 2003
- 11. November 2003
- 12. December 2003

16. Are you looking for more work?

- 1. Yes
- 2. No

FOR OWN ACCOUNT WORKERS ONLY (only for production)

FOR OTHERS PLEASE GO TO Q31

1. Primary occupation

17. Commodities produced

Item	Unit (Kg, piece, etc)	Quantity	Sales value
1.
2.
3.

18. Production cost per month

- | | | |
|------------------------|-------|---------|
| 1. Input materials | | Rufiyaa |
| 2. Repairs/manitenance | | Rufiyaa |
| 3. Hired labour | | Rufiyaa |
| 4. Total | | Rufiyaa |

19. Is the production sold in retail or wholesale?

1. Retail
2. Wholesale

20. How much do you pay for transportation per month? Rufiyaa

21. How much do you pay to dealer per month? Rufiyaa

22. Where do you sel the products to

1. To Male'
2. To Resort
3. To residents of the islands
4. To other Atoll/Islands
5. Exports

23. Do you have marketing problems?

1. Yes
2. No

(If yes, give detail:)

.....

2. Secondary occupation

24. Commodities produced

Item	Unit (Kg, piece, etc)	Quantity	Sales value
1.
2.
3.

25. Production cost per month

- | | | |
|------------------------|-------|---------|
| 1. Input materials | | Rufiyaa |
| 2. Repairs/manitenance | | Rufiyaa |
| 3. Hired labour | | Rufiyaa |
| 4. Total | | Rufiyaa |

26. Is the production sold in retail or wholesale?

1. Retail
2. Wholesale

27. How much do you pay for transportation per month? Rufiyaa

28. How much do you pay to dealer per month? Rufiyaa

29. Where do you sel the products to

1. To Male'
2. To Resort
3. To residents of the islands
4. To other Atoll/Islands
5. Exports

30. Do you have marketing problems?

1. Yes
2. No

(If yes, give detail:)

.....

Q. 31 IS ONLY FOR EMPLOYEES, OTHERS SKIP TO Q.32

31. How much did you receive from paid employment during the past month? [][][][][][] Rufiyaa

[illegible]

• Specify the goods and services received in kind from primary occupation:(Details of 31.5, 31.6).....

• Specify the goods and services received in kind from other occupation: (Details of 31.5, 31.6)

<p>32. Out of the income you have received last month, how much did you contribute to household use?</p> <div style="text-align: right;"> <input type="text"/> <input type="text"/> <input type="text"/> <input type="text"/> <input type="text"/> <input type="text"/> <input type="text"/> <input type="text"/> Rufiyaa </div>	<p>34. How much income did you receive as profits from own- account or family business during the past month? (Profits after deducting expenditure)</p> <div style="text-align: right;"> <input type="text"/> <input type="text"/> <input type="text"/> <input type="text"/> <input type="text"/> <input type="text"/> <input type="text"/> <input type="text"/> Rufiyaa </div>	<div style="text-align: right;"> <input type="text"/> <input type="text"/> <input type="text"/> <input type="text"/> <input type="text"/> <input type="text"/> <input type="text"/> <input type="text"/> Rf </div>	
<p>33. During the past month how much money did you spend for your personal use?</p> <div style="text-align: right;"> <input type="text"/> <input type="text"/> <input type="text"/> <input type="text"/> <input type="text"/> <input type="text"/> <input type="text"/> <input type="text"/> Rufiyaa (A) </div>	<p>35. How much did you receive as property income during the past month?</p> <ol style="list-style-type: none"> 1. Dividends <input type="text"/> <input type="text"/> <input type="text"/> <input type="text"/> <input type="text"/> <input type="text"/> <input type="text"/> <input type="text"/> Rufiyaa 2. Renting of goods <input type="text"/> <input type="text"/> <input type="text"/> <input type="text"/> <input type="text"/> <input type="text"/> <input type="text"/> <input type="text"/> Rufiyaa 3. Rent of building <input type="text"/> <input type="text"/> <input type="text"/> <input type="text"/> <input type="text"/> <input type="text"/> <input type="text"/> <input type="text"/> Rufiyaa 4. Rent of land <input type="text"/> <input type="text"/> <input type="text"/> <input type="text"/> <input type="text"/> <input type="text"/> <input type="text"/> <input type="text"/> Rufiyaa <p>• Specify types of goods and places rented.....</p> <hr/>	<div style="text-align: right;"> <input type="text"/> <input type="text"/> <input type="text"/> <input type="text"/> <input type="text"/> <input type="text"/> <input type="text"/> <input type="text"/> Rf </div>	
<div style="background-color: black; color: white; padding: 5px; font-weight: bold;">REMARKS</div>			

[illegible]

36. How much did you receive as current transfers and other benefits during the past month?		
1. Assistance from government	<input type="text"/> <input type="text"/> <input type="text"/> <input type="text"/> <input type="text"/> <input type="text"/>	Rufiyaa
2. Pension	<input type="text"/> <input type="text"/> <input type="text"/> <input type="text"/> <input type="text"/> <input type="text"/>	Rufiyaa
3. Income of the bread earner working in Male'or resorts etc	<input type="text"/> <input type="text"/> <input type="text"/> <input type="text"/> <input type="text"/> <input type="text"/>	Rufiyaa
4. Alimony	<input type="text"/> <input type="text"/> <input type="text"/> <input type="text"/> <input type="text"/> <input type="text"/>	Rufiyaa
5. Other assistance from family and friends in Maldives, outside the household (Exclude the income in code 3)	<input type="text"/> <input type="text"/> <input type="text"/> <input type="text"/> <input type="text"/> <input type="text"/>	Rufiyaa
6. Assistance from family or friends abroad	<input type="text"/> <input type="text"/> <input type="text"/> <input type="text"/> <input type="text"/> <input type="text"/>	Rufiyaa
7. Zakath	<input type="text"/> <input type="text"/> <input type="text"/> <input type="text"/> <input type="text"/> <input type="text"/>	Rufiyaa
8. Other sources	<input type="text"/> <input type="text"/> <input type="text"/> <input type="text"/> <input type="text"/> <input type="text"/>	Rufiyaa
		<input type="text"/> <input type="text"/> <input type="text"/> <input type="text"/> <input type="text"/> <input type="text"/> Rf
Total Income (B)		<input type="text"/> <input type="text"/> <input type="text"/> <input type="text"/> <input type="text"/> <input type="text"/> Rf



Vulnerability and Poverty Survey 2004

1. Atoll and Island

3. Name of the unit.....

2. Block Number (only for Male')

4. Household Serial Number

5. Name of the Household head.....

Transfer of moneys between household members are not recorded in this form.

1.1 FOOD PURCHASED IN BULK; OTHER FOOD ITEMS

During past 1 month or last purchase (For Male')
During past 3 months or last purchase (For Island)

Serial number	CPC code	Item	Place of Purchase				Means of Acquiring				Source		Quantity bought (1)	Unit of Quantity (in kg, Litres, Piece) (2)	(Estimate the price of the gifts) Total cost (Rufiyaa) (3)	Number of days used	Value per day Rufiyaa/ Laari (5)=(3/4)
			1. Island	2. Another island	3. Male'	4. Abroad	1. Purchased	2. Own Production	3. Salaries in kind	4. As gifts	1. Local product	2. Imported					
1	2 3 1 6 0 0 1	Rice	1	2	3	4	1	2	3	4	1	2		Kg			
2	2 3 1 1 0 0 1	Flour	1	2	3	4	1	2	3	4	1	2		Kg			
3	2 3 5 2 0 0 1	Sugar	1	2	3	4	1	2	3	4	1	2		Kg			
4	2 2 9 1 0 0 3	Milk powder	1	2	3	4	1	2	3	4	1	2		Kg			
5	2 2 9 1 0 0 5	Milo Can	1	2	3	4	1	2	3	4	1	2		Gram			
6	2 2 9 1 0 0 1	Condensed milk	1	2	3	4	1	2	3	4	1	2		Gram			
7	2 2 1 1 0 0 3	Dutch lady Pkt/Milo Pkt/ Yazoo	1	2	3	4	1	2	3	4	1	2		ML/Gram			
8	2 2 9 1 0 9 9	Liquid Milk	1	2	3	4	1	2	3	4	1	2		Litre			
9	1 6 2 0 0 0 1	Salt	1	2	3	4	1	2	3	4	1	2		Gram			
10	2 3 7 1 0 0 2	Noodles	1	2	3	4	1	2	3	4	1	2		Gram			
11	2 3 7 1 0 0 1	Spaghetti	1	2	3	4	1	2	3	4	1	2		Gram			
12	1 2 1 2 2 9 9	Live Chicken	1	2	3	4	1	2	3	4	1	2		Piece			
13	2 1 1 2 2 0 1	Frozen Chicken	1	2	3	4	1	2	3	4	1	2		Kg			
14	2 1 1 1 2 0 1	Meat	1	2	3	4	1	2	3	4	1	2		Kg			
15	2 1 1 2 2 0 2	Sausage	1	2	3	4	1	2	3	4	1	2		Gram			
16	0 2 9 2 0 0 1	Egg	1	2	3	4	1	2	3	4	1	2		Piece			
17	2 1 3 9 0 0 1	Baked Beans	1	2	3	4	1	2	3	4	1	2		Gram			
18	2 1 3 9 0 0 4	Tomato Paste	1	2	3	4	1	2	3	4	1	2		Gram			
19	2 3 9 9 5 0 4	Tomato / Chilli Sauce	1	2	3	4	1	2	3	4	1	2		Gram			
20	2 1 6 5 0 0 1	Cooking Oil	1	2	3	4	1	2	3	4	1	2		Litre			
21	2 1 4 0 0 0 1	Juice	1	2	3	4	1	2	3	4	1	2		ML/Gram			
22	2 3 9 1 1 9 9	Coffee	1	2	3	4	1	2	3	4	1	2		Gram			
23	2 3 9 1 3 9 9	Tea Leaves	1	2	3	4	1	2	3	4	1	2		Gram			
24	2 3 1 5 0 9 9	Corn Flakes	1	2	3	4	1	2	3	4	1	2		Gram			
25	2 3 4 3 0 0 1	Bread	1	2	3	4	1	2	3	4	1	2		Piece			
26	2 3 4 3 0 0 2	Buns	1	2	3	4	1	2	3	4	1	2		Piece			
27	2 3 4 3 0 0 4	Hard buns	1	2	3	4	1	2	3	4	1	2		Joadu			
28	2 2 9 4 0 9 9	Butter/ Marjerine	1	2	3	4	1	2	3	4	1	2		Gram			
29	2 1 5 2 0 9 9	Jam	1	2	3	4	1	2	3	4	1	2		Gram			
30	2 2 9 5 0 9 9	Cheese	1	2	3	4	1	2	3	4	1	2		Gram			
Daily Total																	
Daily total * 30 = Monthly Total																	
Page Total																	

1.1 FOOD PURCHASED IN BULK; OTHER FOOD ITEMS (continued)										During past 1 month or last purchase (For Male)		During past 3 months or last purchase (For Island)										
Serial number	CPC code						Item	Place of Purchase				Means of Acquiring				Source		Quantity bought in past month (s) (1)	Unit of Quantity (in kg, Litres, Piece) (2)	(Estimate the price of the gifts) Total cost (Rufiyaa) (3)	Number of days used	Value per day Rufiyaa/ Laari (5)=(3/4)
	1.	2.	3.	4.	5.	6.		1. Island	2. Another island	3. Male	4. Abroad	1. Purchased	2. Own Production	3. Salaries in kind	4. As gifts	1. Local product	2. Imported					
31	2	3	6	6	0	1	Crumpy, Chocolate spread	1	2	3	4	1	2	3	4	1	2		Gram			
32	2	3	4	2	0	1	Biscuits	1	2	3	4	1	2	3	4	1	2		Gram			
33	0	1	6	2	0	2	Dried Chilli / Chilli Pkt	1	2	3	4	1	2	3	4	1	2		Gram			
34	0	1	6	2	0	1	Spice Pkt/ Spice	1	2	3	4	1	2	3	4	1	2		Gram/ Kg			
35	0	1	6	2	0	5	Coriander Seeds	1	2	3	4	1	2	3	4	1	2		Gram			
36	0	1	6	2	0	6	Cumin Seeds	1	2	3	4	1	2	3	4	1	2		Gram			
37	0	1	6	2	0	7	Fennel Seeds	1	2	3	4	1	2	3	4	1	2		Gram			
38	0	1	6	2	0	8	Pepper	1	2	3	4	1	2	3	4	1	2		Gram			
39	0	1	6	2	0	9	Tumeric	1	2	3	4	1	2	3	4	1	2		Gram			
40	2	1	5	3	0	3	Dates	1	2	3	4	1	2	3	4	1	2		Gram			
41	2	1	5	4	0	2	Fruit Cocktail	1	2	3	4	1	2	3	4	1	2		Gram			
42	2	4	4	1	0	1	Mineral Water	1	2	3	4	1	2	3	4	1	2		ML			
43	2	3	9	9	9	1	Short eats	1	2	3	4	1	2	3	4	1	2		Piece			
44	6	3	2	9	0	1	Lunch Packet/ Pizza	1	2	3	4	1	2	3	4	1	2		Packet			
45	6	3	2	9	0	2	Eating in hotel	1	2	3	4	1	2	3	4	1	2		Meal			
46	6	3	2	9	0	2	Eating in restaurant	1	2	3	4	1	2	3	4	1	2		Meal			
47	2	2	9	1	0	1	Baby milk powder	1	2	3	4	1	2	3	4	1	2		Gram			
48	2	3	1	5	0	1	Nestum	1	2	3	4	1	2	3	4	1	2		Gram			
49	2	2	9	1	0	2	Babies food	1	2	3	4	1	2	3	4	1	2		Gram			
50	2	3	6	7	0	2	Sweet	1	2	3	4	1	2	3	4	1	2		Piece			
51	2	3	9	9	9	2	Snacks (Such as chicken ring..)	1	2	3	4	1	2	3	4	1	2		Piece			
52	2	3	4	3	0	5	Cake	1	2	3	4	1	2	3	4	1	2		Piece/ Pound			
53	2	3	6	5	0	1	Chocolate	1	2	3	4	1	2	3	4	1	2		Gram/ Piece			
54	2	2	9	7	0	9	Ice Cream	1	2	3	4	1	2	3	4	1	2		Litre/ Piece			
55	2	4	4	9	0	1	Soft Drinks (such as coke..)	1	2	3	4	1	2	3	4	1	2		Mililitre			
56								1	2	3	4	1	2	3	4	1	2					
57								1	2	3	4	1	2	3	4	1	2					
58								1	2	3	4	1	2	3	4	1	2					
59								1	2	3	4	1	2	3	4	1	2					
60								1	2	3	4	1	2	3	4	1	2					
61								1	2	3	4	1	2	3	4	1	2					
62								1	2	3	4	1	2	3	4	1	2					
63								1	2	3	4	1	2	3	4	1	2					
64								1	2	3	4	1	2	3	4	1	2					
65								1	2	3	4	1	2	3	4	1	2					
66								1	2	3	4	1	2	3	4	1	2					
67								1	2	3	4	1	2	3	4	1	2					
68								1	2	3	4	1	2	3	4	1	2					
69								1	2	3	4	1	2	3	4	1	2					
Daily Total																						
Daily total * 30 = Monthly Total																						
Page Total																						

1.2 LOCALLY PRODUCED GOODS (BOUGHT, OWN PRODUCED GOOD) AND FRESH PRODUCE														During past week or last purchase			
Serial number	CPC code	Item	Place of Purchase				Means of Acquiring				Source		Quantity bought in past month (s) (1)	Unit of Quantity (in kg, Litres, Piece) (2)	(Estimate the price of the gifts) Total cost (Rufiyaa) (3)	mb er of day s use d	Value per day Rufiyaa/ Laari (5)=(3/4)
			1. Island	2. Another island	3. Male'	4. Abroad	1. Purchased	2. Own Production	3. Salaries in kind	4. As gifts	1. Local product	2. Imported					
1	0 1 1 2 0 9 9	Maize	1	2	3	4	1	2	3	4	1	2		Gram			
2	0 1 2 1 0 0 1	Potato	1	2	3	4	1	2	3	4	1	2		Kg			
3	0 1 2 2 0 0 2	Dhal	1	2	3	4	1	2	3	4	1	2		Kg			
4	0 1 2 3 9 0 3	Bread fruit	1	2	3	4	1	2	3	4	1	2		Piece			
5	0 1 2 3 9 1 1	Egg plant	1	2	3	4	1	2	3	4	1	2		Kg			
6	0 1 2 3 9 2 1	Pumpkin	1	2	3	4	1	2	3	4	1	2		Kg			
7	0 1 2 4 0 0 1	Taro	1	2	3	4	1	2	3	4	1	2		Kg			
8	0 1 2 0 0 0 3	Sweet potato	1	2	3	4	1	2	3	4	1	2		Kg			
9	0 1 2 2 0 0 2	Carrot (bought separately)	1	2	3	4	1	2	3	4	1	2		Kg			
10	0 1 2 4 0 0 5	Beans (bought separately)	1	2	3	4	1	2	3	4	1	2		Kg			
11	0 1 2 4 0 0 9	Cabbage (bought separately)	1	2	3	4	1	2	3	4	1	2		Kg			
12	0 1 2 3 9 1 0	Cucumber (bought separately)	1	2	3	4	1	2	3	4	1	2		Kg			
13	0 1 2 3 9 2 6	Fresh vegetables (other)	1	2	3	4	1	2	3	4	1	2		Kg			
14	0 1 2 4 0 0 8	Onion	1	2	3	4	1	2	3	4	1	2		Kg			
15	0 1 2 4 0 0 6	Garlic	1	2	3	4	1	2	3	4	1	2		Gram			
16	0 1 2 4 0 0 7	Ginger	1	2	3	4	1	2	3	4	1	2		Gram			
17	0 1 2 3 9 1 2	Chillies	1	2	3	4	1	2	3	4	1	2		Gram Piece			
18	0 1 3 2 0 0 1	Lemon	1	2	3	4	1	2	3	4	1	2		Gram Piece			
19	0 1 2 3 9 1 4	Hikandhi faiy	1	2	3	4	1	2	3	4	1	2		Koalhi			
20	0 1 2 3 9 0 9	Raanbaafaiy	1	2	3	4	1	2	3	4	1	2		Faiy			
21	0 1 2 3 9 0 1	Bitter gourd	1	2	3	4	1	2	3	4	1	2		Piece			
22	0 1 3 1 0 0 6	Coconut (Kaashi)	1	2	3	4	1	2	3	4	1	2		Piece			
23	0 1 3 1 0 0 5	Drinking coconut	1	2	3	4	1	2	3	4	1	2		Piece			
24	0 1 3 1 0 0 2	Maalhoskeyo	1	2	3	4	1	2	3	4	1	2		Vah			
25	0 1 3 1 0 0 1	Banana	1	2	3	4	1	2	3	4	1	2		Vah			
26	0 1 3 4 9 0 1	Appl	1	2	3	4	1	2	3	4	1	2		Gram Piece			
27	0 1 3 2 0 0 2	Orange	1	2	3	4	1	2	3	4	1	2		Gram Piece			
28	0 1 3 1 0 0 7	Mango	1	2	3	4	1	2	3	4	1	2		Gram Piece			
29	0 1 3 4 9 0 9	Papaya	1	2	3	4	1	2	3	4	1	2		Gram Piece			
30	0 1 3 1 0 0 8	Pineapple	1	2	3	4	1	2	3	4	1	2		Kg			
31	0 1 3 4 1 0 1	Water melon	1	2	3	4	1	2	3	4	1	2		Kg			
32	0 1 3 1 0 0 9	Guava	1	2	3	4	1	2	3	4	1	2		Kg			
33	0 1 3 3 0 9 9	Grapes	1	2	3	4	1	2	3	4	1	2		Gram			
34	0 1 3 4 9 1 0	Passion fruit	1	2	3	4	1	2	3	4	1	2		Piece			
35	0 1 3 5 0 0 1	Raisins	1	2	3	4	1	2	3	4	1	2		Gram			
36	0 1 3 4 9 0 4	Rose apple (Janbu)	1	2	3	4	1	2	3	4	1	2		Kg			
37	0 1 3 4 9 1 5	Pond apple (Kalhuhuthume)	1	2	3	4	1	2	3	4	1	2		Kg			
38	0 1 3 4 9 0 5	Screwpine	1	2	3	4	1	2	3	4	1	2		Piece			
39	0 1 3 4 9 0 6	Mangrove (Kuhlhavah)	1	2	3	4	1	2	3	4	1	2		Kg			
Daily Total																	
Daily total * 30 = Monthly Total																	
Page Total																	

1.2 LOCALLY PRODUCED GOODS (BOUGHT, OWN PRODUCED GOOD) AND FRESH PRODUCE															During past week or last purchase				
(Continue..)																			
Serial number	CPC code	Item	Place of Purchase				Means of Acquiring				Source		Quantity bought in past month (s) (1)	Unit of Quantity (in kg, Litres, Piece) (2)	(Estimate the price of the gifts) Total cost (Rufiyaa) (3)	mb er of day s use d	Value per day Rufiyaa/ Laari (5)=(3/4)		
			1. Island	2. Another island	3. Male'	4. Abroad	1. Purchased	2. Own Production	3. Salaries in kind	4. As gifts	1. Local product	2. Imported							
40	0134912	Sapodilla (Sabdheli)	1	2	3	4	1	2	3	4	1	2		Kg					
41	2140002	Toddy	1	2	3	4	1	2	3	4	1	2		Glass					
42	0136002	Kanamadhu	1	2	3	4	1	2	3	4	1	2		Kg					
43			1	2	3	4	1	2	3	4	1	2							
44			1	2	3	4	1	2	3	4	1	2							
45			1	2	3	4	1	2	3	4	1	2							
46			1	2	3	4	1	2	3	4	1	2							
47			1	2	3	4	1	2	3	4	1	2							
48			1	2	3	4	1	2	3	4	1	2							
49			1	2	3	4	1	2	3	4	1	2							
50			1	2	3	4	1	2	3	4	1	2							
51			1	2	3	4	1	2	3	4	1	2							
52			1	2	3	4	1	2	3	4	1	2							
53			1	2	3	4	1	2	3	4	1	2							
54			1	2	3	4	1	2	3	4	1	2							
55			1	2	3	4	1	2	3	4	1	2							
56			1	2	3	4	1	2	3	4	1	2							
57			1	2	3	4	1	2	3	4	1	2							
58			1	2	3	4	1	2	3	4	1	2							
59			1	2	3	4	1	2	3	4	1	2							
60			1	2	3	4	1	2	3	4	1	2							
61			1	2	3	4	1	2	3	4	1	2							
62			1	2	3	4	1	2	3	4	1	2							
63			1	2	3	4	1	2	3	4	1	2							
64			1	2	3	4	1	2	3	4	1	2							
65			1	2	3	4	1	2	3	4	1	2							
66			1	2	3	4	1	2	3	4	1	2							
67			1	2	3	4	1	2	3	4	1	2							
68			1	2	3	4	1	2	3	4	1	2							
69			1	2	3	4	1	2	3	4	1	2							
70			1	2	3	4	1	2	3	4	1	2							
71			1	2	3	4	1	2	3	4	1	2							
72			1	2	3	4	1	2	3	4	1	2							
73			1	2	3	4	1	2	3	4	1	2							
74			1	2	3	4	1	2	3	4	1	2							
75			1	2	3	4	1	2	3	4	1	2							
76			1	2	3	4	1	2	3	4	1	2							
77			1	2	3	4	1	2	3	4	1	2							
78			1	2	3	4	1	2	3	4	1	2							
Daily Total																			
Daily total * 30 = Monthly Total																			
Page Total																			

1.3 FISH AND FISH PRODUCTS														During past week or last purchase / catch			
Serial number	CPC code	Item	Place of Purchase				Means of Acquiring				Source		Quantity bought in past month (s) (1)	Unit of Quantity (in kg, Laahi Piece) (2)	(Estimate the price of the gifts) Total cost (Rufiyaa) (3)	Number of days used	Value per day Rufiyaa/Laari (5)=(3/4)
			1. Island	2. Another island	3. Male'	4. Abroad	1. Purchased	2. Own Production	3. Salaries in kind	4. As gifts	1. Local product	2. Imported					
1	0 4 1 2 0 0 1	Fish	1	2	3	4	1	2	3	4	1	2		Piece			
2	0 4 1 2 0 0 3	Reef fish	1	2	3	4	1	2	3	4	1	2		Piece			
3	2 1 2 4 0 0 1	Felivaru mas	1	2	3	4	1	2	3	4	1	2		Gram			
4	0 4 1 2 0 0 2	Mushimas	1	2	3	4	1	2	3	4	1	2		Piece			
5	2 1 2 3 0 0 1	Dried fish	1	2	3	4	1	2	3	4	1	2		Kiba			
6	2 1 2 3 0 0 2	Valhomas	1	2	3	4	1	2	3	4	1	2		Kiba			
7	2 1 2 4 0 0 3	Fish paste	1	2	3	4	1	2	3	4	1	2		Laahi			
8	2 1 2 3 0 0 3	Fish packet	1	2	3	4	1	2	3	4	1	2		Gram			
9	0 4 1 2 0 0 4	Cuttlefish	1	2	3	4	1	2	3	4	1	2		Piece			
10			1	2	3	4	1	2	3	4	1	2					
11			1	2	3	4	1	2	3	4	1	2					
12			1	2	3	4	1	2	3	4	1	2					
13			1	2	3	4	1	2	3	4	1	2					
14			1	2	3	4	1	2	3	4	1	2					
15			1	2	3	4	1	2	3	4	1	2					
16			1	2	3	4	1	2	3	4	1	2					
Daily Total																	
Daily total * 30 = Monthly Total																	

1.4 TOBACCO / CHEWING PRODUCTS														During past week or last purchase			
Serial number	CPC code	Item	Place of Purchase				Means of Acquiring				Source		Quantity bought in past month (s) (1)	Unit of Quantity (in kg, Gandu Piece) (2)	(Estimate the price of the gifts) Total cost (Rufiyaa) (3)	Number of days used	Value per day Rufiyaa/Laari (5)=(3/4)
			1. Island	2. Another island	3. Male'	4. Abroad	1. Purchased	2. Own Production	3. Salaries in kind	4. As gifts	1. Local product	2. Imported					
1	2 5 0 1 0 0 1	Cigarette	1	2	3	4	1	2	3	4	1	2		Piece			
2	2 5 0 1 0 0 2	Bidi	1	2	3	4	1	2	3	4	1	2		Piece			
3	2 5 0 9 0 0 3	Tobacco leaves	1	2	3	4	1	2	3	4	1	2		Gram			
4	2 1 5 3 0 0 1	Suparee / killi/ hedhi bileh	1	2	3	4	1	2	3	4	1	2		Piece			
5	0 1 3 6 0 0 3	Aracanut	1	2	3	4	1	2	3	4	1	2		Gram			
6	2 1 5 3 0 0 1	Beetle leaves	1	2	3	4	1	2	3	4	1	2		Gandu			
7	0 1 6 2 0 0 4	Clove	1	2	3	4	1	2	3	4	1	2					
8	2 1 5 3 0 0 1	Other chewing, etc	1	2	3	4	1	2	3	4	1	2					
9			1	2	3	4	1	2	3	4	1	2					
10			1	2	3	4	1	2	3	4	1	2					
11			1	2	3	4	1	2	3	4	1	2					
12			1	2	3	4	1	2	3	4	1	2					
13			1	2	3	4	1	2	3	4	1	2					
14			1	2	3	4	1	2	3	4	1	2					
15			1	2	3	4	1	2	3	4	1	2					
Daily Total																	
Daily total * 30 = Monthly Total																	
Page Total																	

2. FURNISHING AND FURNITURES, HOUSEHOLD ITEMS														During past year				
Serial number	CPC code	Item	Place of Purchase				Means of Acquiring				Source		Quantity bought in past month (s) (1)	Unit of Quantity (in Set, Piece) (2)	(Estimate the price of the gifts) Total cost (Rufiyaa) (3)	New/used		
			1. Island	2. Another island	3. Male'	4. Abroad	1. Purchased	2. Own Production	3. Salaries in kind	4. As gifts	1. Local product	2. Imported				1. New	2. Used	
1	3 8 1 4 0	Sofa set	1	2	3	4	1	2	3	4	1	2		Set			1	2
2	3 8 1 4 0	Bedroom Set	1	2	3	4	1	2	3	4	1	2		Set			1	2
3	3 8 1 5 0	Matress	1	2	3	4	1	2	3	4	1	2		Piece			1	2
4	8 7 2 4 0	Repair to Furniture	1	2	3	4	1	2	3	4	1	2		Piece			1	2
5	2 7 1 2 0	Bed sheet	1	2	3	4	1	2	3	4	1	2		Piece			1	2
6	2 7 1 3 0	Curtains	1	2	3	4	1	2	3	4	1	2		Gandu			1	2
7	4 2 9 1 6	Spoon, Fork etc	1	2	3	4	1	2	3	4	1	2		Piece			1	2
8	4 2 9 1 3	Knife	1	2	3	4	1	2	3	4	1	2		Piece			1	2
9	4 2 9 1 3	Can opener	1	2	3	4	1	2	3	4	1	2		Piece			1	2
10	4 4 6 2 1	Ironing Board	1	2	3	4	1	2	3	4	1	2		Piece			1	2
11	3 6 3 3 0	Rubber table cloth	1	2	3	4	1	2	3	4	1	2		Piece			1	2
12	2 7 1 8 0 0 2	Sleeping bag	1	2	3	4	1	2	3	4	1	2		Piece			1	2
13	4 8 4 2 0 0 2	clock	1	2	3	4	1	2	3	4	1	2		Piece			1	2
14			1	2	3	4	1	2	3	4	1	2					1	2
15			1	2	3	4	1	2	3	4	1	2					1	2
Annual Total																		
Annual total / 12 = Monthly Total																		

3. CLOTHING AND FOOTWEAR														During past three months				
Serial number	CPC code	Item	Place of Purchase				Means of Acquiring				Source		Quantity bought in past month (s) (1)	Unit of Quantity (in metre, pairs Piece) (2)	(Estimate the price of the gifts) Total cost (Rufiyaa) (3)	New/used		
			1. Island	2. Another island	3. Male'	4. Abroad	1. Purchased	2. Own Production	3. Salaries in kind	4. As gifts	1. Local product	2. Imported				1. New	2. Used	
1	2 6 6 1 0	Material	1	2	3	4	1	2	3	4	1	2		Metre/ Muh			1	2
2	2 8 8 3 3	Tailoring	1	2	3	4	1	2	3	4	1	2		Piece			1	2
3	2 8 2 2 7	Children's Dress/ Babies cloth (read	1	2	3	4	1	2	3	4	1	2		Piece			1	2
4	2 8 2 2 7	Children's T.Shirt (ready made)	1	2	3	4	1	2	3	4	1	2		Piece			1	2
5	2 8 2 3 3	Women's Dress	1	2	3	4	1	2	3	4	1	2		Piece			1	2
6	2 8 2 3 3	Women's T.Shirt (ready made)	1	2	3	4	1	2	3	4	1	2		Piece			1	2
7	2 8 2 3 2	Mens Shirt	1	2	3	4	1	2	3	4	1	2		Piece			1	2
8	2 8 2 3 1	Pants/ Jeans	1	2	3	4	1	2	3	4	1	2		Pair			1	2
9	2 8 2 3 7	Ladies undergarments	1	2	3	4	1	2	3	4	1	2		Piece			1	2
10	2 8 2 3 2	Gents undergarments	1	2	3	4	1	2	3	4	1	2		Piece			1	2
11	3 2 1 9 3	Diapers/ Nappies	1	2	3	4	1	2	3	4	1	2		Piece			1	2
12	2 9 3 4 0	Kids shoes	1	2	3	4	1	2	3	4	1	2		Pair			1	2
13	2 9 3 3 0	Evening shoes	1	2	3	4	1	2	3	4	1	2		Pair			1	2
14	2 8 2 1 0	Socks	1	2	3	4	1	2	3	4	1	2		Pair			1	2
15	2 9 4 2 0	Sport shoes (Tennis,Jogging)	1	2	3	4	1	2	3	4	1	2		Pair			1	2
16	9 7 1 3 0	Laundry/pressing services	1	2	3	4	1	2	3	4	1	2		Piece			1	2
17			1	2	3	4	1	2	3	4	1	2					1	2
18			1	2	3	4	1	2	3	4	1	2					1	2
19			1	2	3	4	1	2	3	4	1	2					1	2
Total for three months																		
Total for three months / 3 = Monthly Total																		
Page Total																		

4. HOUSING, WATER, ELECTRICITY, GAS AND FUELS														During past month			
Serial number	CPC code	Item	Place of Purchase				Means of Acquiring				Source		Quantity bought in past month (s) (1)	Unit of Quantity (in kg, Litres, Piece) (2)	(Estimate the price of the gifts) Total cost (Rufiyaa) (3)	New/ used	
			1. Island	2. Another island	3. Male	4. Abroad	1. Purchased	2. Own Production	3. Salaries in kind	4. As gifts	1. Local product	2. Imported				1. New	2. Used
1	3 1 4 1 0	Plywood	1	2	3	4	1	2	3	4	1	2				1	2
2	3 7 4 4 0	Cement	1	2	3	4	1	2	3	4	1	2				1	2
3	3 7 3 7 0	Tiles	1	2	3	4	1	2	3	4	1	2				1	2
4	3 5 1 1 0	Paint/varnishes	1	2	3	4	1	2	3	4	1	2				1	2
5	2 7 2 3 0	Carpet	1	2	3	4	1	2	3	4	1	2				1	2
6	3 8 9 3 0	Tharufaalu	1	2	3	4	1	2	3	4	1	2				1	2
7	6 9 1 1 0	Electricity bill	1	2	3	4	1	2	3	4	1	2				1	2
8	6 9 2 1 0	Water Bill	1	2	3	4	1	2	3	4	1	2				1	2
9	9 4 2 1 1	Garbage disposal	1	2	3	4	1	2	3	4	1	2				1	2
10	6 9 1 2 0	Gas	1	2	3	4	1	2	3	4	1	2				1	2
11	3 3 3 4 0	Kerosene	1	2	3	4	1	2	3	4	1	2				1	2
12	3 3 3 4 0	Petrol	1	2	3	4	1	2	3	4	1	2				1	2
13	3 3 3 5 0	Diesel	1	2	3	4	1	2	3	4	1	2				1	2
14	3 5 3 2 2	Omo/ Detergents	1	2	3	4	1	2	3	4	1	2				1	2
15	3 5 3 2 2	Toilet cleaning items	1	2	3	4	1	2	3	4	1	2				1	2
16	3 8 9 9 3	Broom/mop	1	2	3	4	1	2	3	4	1	2				1	2
17	3 4 6 2 0	Sheltox, like kind	1	2	3	4	1	2	3	4	1	2				1	2
18	7 2 1 1 1	Rent for the household	1	2	3	4	1	2	3	4	1	2				1	2
19	4 4 8 1 6 0 1	Vaccum Cleaner/ floor polisher	1	2	3	4	1	2	3	4	1	2				1	2
20			1	2	3	4	1	2	3	4	1	2				1	2
21			1	2	3	4	1	2	3	4	1	2				1	2
22			1	2	3	4	1	2	3	4	1	2				1	2
23			1	2	3	4	1	2	3	4	1	2				1	2
24			1	2	3	4	1	2	3	4	1	2				1	2
25			1	2	3	4	1	2	3	4	1	2				1	2
26			1	2	3	4	1	2	3	4	1	2				1	2
27			1	2	3	4	1	2	3	4	1	2				1	2
28			1	2	3	4	1	2	3	4	1	2				1	2
29			1	2	3	4	1	2	3	4	1	2				1	2
30			1	2	3	4	1	2	3	4	1	2				1	2
31			1	2	3	4	1	2	3	4	1	2				1	2
32			1	2	3	4	1	2	3	4	1	2				1	2
33			1	2	3	4	1	2	3	4	1	2				1	2
34			1	2	3	4	1	2	3	4	1	2				1	2
35			1	2	3	4	1	2	3	4	1	2				1	2
36			1	2	3	4	1	2	3	4	1	2				1	2
37			1	2	3	4	1	2	3	4	1	2				1	2
38			1	2	3	4	1	2	3	4	1	2				1	2
39			1	2	3	4	1	2	3	4	1	2				1	2
Total for the month																	
Page Total																	

5. MEDICAL AND HEALTH EXPENSES

During past month

Serial number	CPC code	Item	Place of Purchase				Means of Acquiring				Source		Quantity bought in past month (s) (1)	Unit of Quantity (in Millilitre, Gram, Piece) (2)	(Estimate the price of the gifts) Total cost (Rufiyaa) (3)	New/used	
			1. Island	2. Another island	3. Male	4. Abroad	1. Purchased	2. Own Production	3. Salaries in kind	4. As gifts	1. Local product	2. Imported				1. New	2. Used
1	3 5 2 6 0	Panadol	1	2	3	4	1	2	3	4	1	2				1	2
2	3 5 2 6 0	Forceival	1	2	3	4	1	2	3	4	1	2				1	2
3	4 8 2 5 3	Thermometer	1	2	3	4	1	2	3	4	1	2				1	2
4	9 3 1 2 2	Laboratory test	1	2	3	4	1	2	3	4	1	2				1	2
5	9 3 1 2 1	Consultation fee	1	2	3	4	1	2	3	4	1	2				1	2
6	9 3 1 2 2	Scan (X-ray, MRI)	1	2	3	4	1	2	3	4	1	2				1	2
7	9 3 1 2 3	Dental consultation	1	2	3	4	1	2	3	4	1	2				1	2
8	9 3 1 2 2	Ophthalmology (Eye)	1	2	3	4	1	2	3	4	1	2				1	2
9	9 3 1 1 0	Admittance	1	2	3	4	1	2	3	4	1	2				1	2
10	9 3 1 9 1	Deliveries and relative serices	1	2	3	4	1	2	3	4	1	2				1	2
11			1	2	3	4	1	2	3	4	1	2				1	2
12			1	2	3	4	1	2	3	4	1	2				1	2
13			1	2	3	4	1	2	3	4	1	2				1	2
14			1	2	3	4	1	2	3	4	1	2				1	2
15			1	2	3	4	1	2	3	4	1	2				1	2
16			1	2	3	4	1	2	3	4	1	2				1	2
Monthly Total																	

6. TRANSPORT AND COMMUNICATION

During past month

Serial number	CPC code	Item	Place of Purchase				Means of Acquiring				Source		Quantity bought in past month (s) (1)	Unit of Quantity (in Trip, Piece) (2)	(Estimate the price of the gifts) Total cost (Rufiyaa) (3)	New/used	
			1. Island	2. Another island	3. Male	4. Abroad	1. Purchased	2. Own Production	3. Salaries in kind	4. As gifts	1. Local product	2. Imported				1. New	2. Used
1	6 4 2 2 1	Taxi fare	1	2	3	4	1	2	3	4	1	2				1	2
2	6 5 1 1 1	Ferry Fare	1	2	3	4	1	2	3	4	1	2				1	2
3	6 5 1 1 9	Other sea travelling expenses	1	2	3	4	1	2	3	4	1	2				1	2
4	3 3 3 2 0	Adeethayo	1	2	3	4	1	2	3	4	1	2				1	2
5	8 4 1 1 0	Telephone bill / phone cards	1	2	3	4	1	2	3	4	1	2				1	2
6	8 4 1 2 0	Mobile bill / prepaid cards	1	2	3	4	1	2	3	4	1	2				1	2
7	8 4 1 1 0	Internet (cyber café)	1	2	3	4	1	2	3	4	1	2				1	2
8	6 8 1 1 1	postage of letters	1	2	3	4	1	2	3	4	1	2				1	2
9	6 8 1 1 2	postage of parcel	1	2	3	4	1	2	3	4	1	2				1	2
10	6 6 1 1 0	Domestic Air fare	1	2	3	4	1	2	3	4	1	2				1	2
11			1	2	3	4	1	2	3	4	1	2				1	2
12			1	2	3	4	1	2	3	4	1	2				1	2
13			1	2	3	4	1	2	3	4	1	2				1	2
14			1	2	3	4	1	2	3	4	1	2				1	2
15			1	2	3	4	1	2	3	4	1	2				1	2
Monthly Total																	
Page Total																	

7. EDUCATION															During past three months / term				
Serial number	CPC code	Item	Place of Purchase				Means of Acquiring				Source		Quantity bought in past month (s) (1)	Unit of Quantity (in Person, Bottle, Piece) (2)	(Estimate the price of the gifts) Total cost (Rufiyaa) (3)	New/ used			
			1. Island	2. Another island	3. Male	4. Abroad	1. Purchased	2. Own Production	3. Salaries in kind	4. As gifts	1. Local product	2. Imported				1. New	2. Used		
1	9 2 1 1 0	Pre School tuition fee	1	2	3	4	1	2	3	4	1	2				1	2		
2	9 2 1 9 0	Primary School tuition fee (1-7)	1	2	3	4	1	2	3	4	1	2				1	2		
3	9 2 2 1 0	Secondary School tuition fee (8-10)	1	2	3	4	1	2	3	4	1	2				1	2		
4	9 2 2 2 0	Higher Sec. School tuition fee (11,12)	1	2	3	4	1	2	3	4	1	2				1	2		
5	9 2 1 1 0	Pre School fee	1	2	3	4	1	2	3	4	1	2				1	2		
6	9 2 1 9 0	Primary School fee (1-7)	1	2	3	4	1	2	3	4	1	2				1	2		
7	9 2 2 1 0	Secondary School fee (8-10)	1	2	3	4	1	2	3	4	1	2				1	2		
8	9 2 2 2 0	Higher Sec. School fee (11,12)	1	2	3	4	1	2	3	4	1	2				1	2		
9	9 2 2 1 0	O' Level subjects fee	1	2	3	4	1	2	3	4	1	2				1	2		
10	9 2 2 2 0	A' Level subjects fee	1	2	3	4	1	2	3	4	1	2				1	2		
11	9 2 3 1 0	Technical course fee (computer, MITE Course)	1	2	3	4	1	2	3	4	1	2				1	2		
12	9 2 2 2 0	Certificate / Diploma course fee	1	2	3	4	1	2	3	4	1	2				1	2		
13	9 2 9 0 0	Quran Class Fees	1	2	3	4	1	2	3	4	1	2				1	2		
14	9 2 9 0 0	Other course fees	1	2	3	4	1	2	3	4	1	2				1	2		
15	3 2 2 3 0	Text Books	1	2	3	4	1	2	3	4	1	2				1	2		
16	3 2 6 0 0	Exercise Books	1	2	3	4	1	2	3	4	1	2				1	2		
17	3 8 9 1 1	Pens, Pencils and the likes	1	2	3	4	1	2	3	4	1	2				1	2		
18	3 2 2 3 0	Colouring books/ drawing books	1	2	3	4	1	2	3	4	1	2				1	2		
19	4 2 9 1 3	Scissors (for education purpose)	1	2	3	4	1	2	3	4	1	2				1	2		
20	3 2 1 3 7	Glaze paper / crepe paper....	1	2	3	4	1	2	3	4	1	2				1	2		
21	3 5 4 2 0	Gum bottle	1	2	3	4	1	2	3	4	1	2				1	2		
22	3 8 9 1 1	Colour pencils	1	2	3	4	1	2	3	4	1	2				1	2		
23	3 8 9 1 1	Crayons/ Chalks	1	2	3	4	1	2	3	4	1	2				1	2		
24	9 2 9 0 0 0 1	Motor Vehicle drinking school	1	2	3	4	1	2	3	4	1	2				1	2		
25			1	2	3	4	1	2	3	4	1	2				1	2		
26			1	2	3	4	1	2	3	4	1	2				1	2		
27			1	2	3	4	1	2	3	4	1	2				1	2		
28			1	2	3	4	1	2	3	4	1	2				1	2		
29			1	2	3	4	1	2	3	4	1	2				1	2		
30			1	2	3	4	1	2	3	4	1	2				1	2		
31			1	2	3	4	1	2	3	4	1	2				1	2		
32			1	2	3	4	1	2	3	4	1	2				1	2		
33			1	2	3	4	1	2	3	4	1	2				1	2		
34			1	2	3	4	1	2	3	4	1	2				1	2		
35			1	2	3	4	1	2	3	4	1	2				1	2		
36			1	2	3	4	1	2	3	4	1	2				1	2		
37			1	2	3	4	1	2	3	4	1	2				1	2		
38			1	2	3	4	1	2	3	4	1	2				1	2		
39			1	2	3	4	1	2	3	4	1	2				1	2		
40			1	2	3	4	1	2	3	4	1	2				1	2		
41			1	2	3	4	1	2	3	4	1	2				1	2		
42			1	2	3	4	1	2	3	4	1	2				1	2		
43			1	2	3	4	1	2	3	4	1	2				1	2		
44			1	2	3	4	1	2	3	4	1	2				1	2		
45			1	2	3	4	1	2	3	4	1	2				1	2		
Total for three months																			
Total for three months / 3 = Monthly Total																			
Page Total																			

8. ENTERTAINMENT AND SPORTS													During past month				
Serial number	CPC code	Item	Place of Purchase				Means of Acquiring				Source		Quantity bought in past month (s) (1)	Unit of Quantity (in Role, Person Piece) (2)	(Estimate the price of the gifts) Total cost (Rufiyaa) (3)	New/used	
			1. Island	2. Another island	3. Male'	4. Abroad	1. Purchased	2. Own Production	3. Salaries in kind	4. As gifts	1. Local product	2. Imported				1. New	2. Used
1	4 7 3 3 1 0 2	Microphone	1	2	3	4	1	2	3	4	1	2				1	2
2	9 2 1 9 0	Blank Tape (Audio/ Video)	1	2	3	4	1	2	3	4	1	2				1	2
3	9 2 2 2 0	Toys	1	2	3	4	1	2	3	4	1	2				1	2
4	9 2 3 1 0	Plants (cactus...)	1	2	3	4	1	2	3	4	1	2				1	2
5	9 2 2 2 0	Develop film	1	2	3	4	1	2	3	4	1	2				1	2
6	3 2 3 0 0	News paper	1	2	3	4	1	2	3	4	1	2				1	2
7	3 2 4 0 0	Magazines (adduvas, Monday times...)	1	2	3	4	1	2	3	4	1	2				1	2
8	3 2 2 3 0	Photography	1	2	3	4	1	2	3	4	1	2				1	2
9	3 2 6 0 0	Cinema ticket	1	2	3	4	1	2	3	4	1	2				1	2
10	3 8 9 1 1	Rental of movies	1	2	3	4	1	2	3	4	1	2				1	2
11	3 2 2 3 0	Audio tapes/ CD's	1	2	3	4	1	2	3	4	1	2				1	2
12	4 2 9 1 3	Writable CD	1	2	3	4	1	2	3	4	1	2				1	2
13	3 2 1 3 7	Ticket to watch Soccer and Other sports	1	2	3	4	1	2	3	4	1	2				1	2
14	9 7 2 3 0 0 2	Aerobics / Gym	1	2	3	4	1	2	3	4	1	2				1	2
15	8 4 1 1 0 0 1	Fee for Cable TV service	1	2	3	4	1	2	3	4	1	2				1	2
16	4 7 5 2 0 0 3	Game software	1	2	3	4	1	2	3	4	1	2				1	2
17			1	2	3	4	1	2	3	4	1	2				1	2
18			1	2	3	4	1	2	3	4	1	2				1	2
19			1	2	3	4	1	2	3	4	1	2				1	2
20			1	2	3	4	1	2	3	4	1	2				1	2
21			1	2	3	4	1	2	3	4	1	2				1	2
22			1	2	3	4	1	2	3	4	1	2				1	2
23			1	2	3	4	1	2	3	4	1	2				1	2
24			1	2	3	4	1	2	3	4	1	2				1	2
25			1	2	3	4	1	2	3	4	1	2				1	2
26			1	2	3	4	1	2	3	4	1	2				1	2
27			1	2	3	4	1	2	3	4	1	2				1	2
28			1	2	3	4	1	2	3	4	1	2				1	2
29			1	2	3	4	1	2	3	4	1	2				1	2
30			1	2	3	4	1	2	3	4	1	2				1	2
31			1	2	3	4	1	2	3	4	1	2				1	2
32			1	2	3	4	1	2	3	4	1	2				1	2
33			1	2	3	4	1	2	3	4	1	2				1	2
34			1	2	3	4	1	2	3	4	1	2				1	2
35			1	2	3	4	1	2	3	4	1	2				1	2
36			1	2	3	4	1	2	3	4	1	2				1	2
37			1	2	3	4	1	2	3	4	1	2				1	2
38			1	2	3	4	1	2	3	4	1	2				1	2
Total for the month																	
Page Total																	

9. PERSONAL GOODS/ PERSONAL CARE													During past month				
Serial number	CPC code	Item	Place of Purchase			Means of Acquiring				Source		Quantity bought in past month (s) (1)	Unit of Quantity (in Gram, Litres, Piece) (2)	(Estimate the price of the gifts) Total cost (Rufiyaa) (3)	New/ used		
			1. Island	2. Another island	3. Male'	4. Abroad	1. Purchased	2. Own Production	3. Salaries in kind	4. As gifts	1. Local product				2. Imported	1. New	2. Used
1	9 7 2 1 0	Hair cut	1	2	3	4	1	2	3	4	1	2				1	2
2	9 7 2 2 0	Facial Treatment	1	2	3	4	1	2	3	4	1	2				1	2
3	3 5 3 2 1 0 1	Soap	1	2	3	4	1	2	3	4	1	2				1	2
4	3 5 3 2 3 0 1	Shampoo	1	2	3	4	1	2	3	4	1	2				1	2
5	3 5 3 2 3 0 2	Lotion	1	2	3	4	1	2	3	4	1	2				1	2
6	3 5 3 2 1 0 2	Facial Wash	1	2	3	4	1	2	3	4	1	2				1	2
7	3 5 3 2 3 0 3	Facial Cream/ Facial Mask	1	2	3	4	1	2	3	4	1	2				1	2
8	3 5 3 2 3 0 4	Hair Cream	1	2	3	4	1	2	3	4	1	2				1	2
9	3 5 3 2 3 0 5	Hair Oil	1	2	3	4	1	2	3	4	1	2				1	2
10	3 5 3 2 3 0 6	Body Oil	1	2	3	4	1	2	3	4	1	2				1	2
11	3 5 3 2 3 0 7	Tooth Paste	1	2	3	4	1	2	3	4	1	2				1	2
12	3 8 9 9 3 0 1	Tooth Brush	1	2	3	4	1	2	3	4	1	2				1	2
13	3 8 9 9 4 0 1	White powder	1	2	3	4	1	2	3	4	1	2				1	2
14	3 5 3 2 3 0 8	Cologne	1	2	3	4	1	2	3	4	1	2				1	2
15	3 5 3 2 3 0 9	Deodorant stick	1	2	3	4	1	2	3	4	1	2				1	2
16	3 5 3 2 3 1 0	Body Spray	1	2	3	4	1	2	3	4	1	2				1	2
17	3 5 3 2 3 1 1	Perfume	1	2	3	4	1	2	3	4	1	2				1	2
18	3 8 9 9 4 0 2	Comb	1	2	3	4	1	2	3	4	1	2				1	2
19	3 8 9 9 3 0 2	Hair Brush	1	2	3	4	1	2	3	4	1	2				1	2
20	3 2 1 9 3	Sanitary pads	1	2	3	4	1	2	3	4	1	2				1	2
21	4 2 9 1 4	Razor/blade	1	2	3	4	1	2	3	4	1	2				1	2
22	3 5 3 2 3 1 2	Shaving Foam	1	2	3	4	1	2	3	4	1	2				1	2
23	3 5 3 2 3 1 3	Aftershave	1	2	3	4	1	2	3	4	1	2				1	2
24	3 5 3 2 3 1 4	Lipstick	1	2	3	4	1	2	3	4	1	2				1	2
25	3 5 3 2 3 1 5	Cutex	1	2	3	4	1	2	3	4	1	2				1	2
26			1	2	3	4	1	2	3	4	1	2				1	2
27			1	2	3	4	1	2	3	4	1	2				1	2
28			1	2	3	4	1	2	3	4	1	2				1	2
29			1	2	3	4	1	2	3	4	1	2				1	2
30			1	2	3	4	1	2	3	4	1	2				1	2
31			1	2	3	4	1	2	3	4	1	2				1	2
32			1	2	3	4	1	2	3	4	1	2				1	2
33			1	2	3	4	1	2	3	4	1	2				1	2
34			1	2	3	4	1	2	3	4	1	2				1	2
35			1	2	3	4	1	2	3	4	1	2				1	2
36			1	2	3	4	1	2	3	4	1	2				1	2
37			1	2	3	4	1	2	3	4	1	2				1	2
38			1	2	3	4	1	2	3	4	1	2				1	2
39			1	2	3	4	1	2	3	4	1	2				1	2
Total for the month																	
Page Total																	

10. MISCELLANEOUS GOODS AND SERVICES													During past month				
Serial number	CPC code	Item	Place of Purchase				Means of Acquiring				Source		Quantity bought in past month (s) (1)	Unit of Quantity (in Person, Piece) (2)	(Estimate the price of the gifts) Total cost (Rufiyaa) (3)	New/ used	
			1. Island	2. Another island	3. Male	4. Abroad	1. Purchased	2. Own Production	3. Salaries in kind	4. As gifts	1. Local product	2. Imported				1. New	2. Used
1	7 1 3 3 1	Insurance of transport goods (own use, not busin	1	2	3	4	1	2	3	4	1	2				1	2
2	7 1 3 3 4	Insurance of own property (not used for business	1	2	3	4	1	2	3	4	1	2				1	2
3	9 8 0 0 0	Salary given to the servant	1	2	3	4	1	2	3	4	1	2				1	2
4		Money send to people who are staying in other islands	1	2	3	4	1	2	3	4	1	2				1	2
5			1	2	3	4	1	2	3	4	1	2				1	2
6			1	2	3	4	1	2	3	4	1	2				1	2
7			1	2	3	4	1	2	3	4	1	2				1	2
8			1	2	3	4	1	2	3	4	1	2				1	2
9			1	2	3	4	1	2	3	4	1	2				1	2
10			1	2	3	4	1	2	3	4	1	2				1	2
11			1	2	3	4	1	2	3	4	1	2				1	2
12			1	2	3	4	1	2	3	4	1	2				1	2
13			1	2	3	4	1	2	3	4	1	2				1	2
14			1	2	3	4	1	2	3	4	1	2				1	2
15			1	2	3	4	1	2	3	4	1	2				1	2
16			1	2	3	4	1	2	3	4	1	2				1	2
17			1	2	3	4	1	2	3	4	1	2				1	2
18			1	2	3	4	1	2	3	4	1	2				1	2
19			1	2	3	4	1	2	3	4	1	2				1	2
20			1	2	3	4	1	2	3	4	1	2				1	2
21			1	2	3	4	1	2	3	4	1	2				1	2
22			1	2	3	4	1	2	3	4	1	2				1	2
23			1	2	3	4	1	2	3	4	1	2				1	2
24			1	2	3	4	1	2	3	4	1	2				1	2
25			1	2	3	4	1	2	3	4	1	2				1	2
26			1	2	3	4	1	2	3	4	1	2				1	2
27			1	2	3	4	1	2	3	4	1	2				1	2
28			1	2	3	4	1	2	3	4	1	2				1	2
29			1	2	3	4	1	2	3	4	1	2				1	2
30			1	2	3	4	1	2	3	4	1	2				1	2
31			1	2	3	4	1	2	3	4	1	2				1	2
32			1	2	3	4	1	2	3	4	1	2				1	2
33			1	2	3	4	1	2	3	4	1	2				1	2
34			1	2	3	4	1	2	3	4	1	2				1	2
35			1	2	3	4	1	2	3	4	1	2				1	2
36			1	2	3	4	1	2	3	4	1	2				1	2
37			1	2	3	4	1	2	3	4	1	2				1	2
38			1	2	3	4	1	2	3	4	1	2				1	2
39			1	2	3	4	1	2	3	4	1	2				1	2
Total for the month																	
Page Total																	
Total of all Pages																	



Vulnerability and Poverty Survey 2004

IDENTIFICATION

Number of form filled for the Island of

1. Atoll and Island
2. Identify the committee:

1. Island development committee
2. Women development committee

3. Did the islanders face any crisis during the last 6 years (June 1998 - May 2004)?

1. Yes

2. No **END**

(If Yes, Please give details of the following)

Sr.	Crisis/Situations which incurred unexpected costs	Frequency	Is this seasonal? 1. Yes 2. No	Who suffered most?
1	Flood	<input type="text"/>	1 2	<input type="text"/>
2	Damage caused by monsoon rain/wind	<input type="text"/>	1 2	<input type="text"/>
3	Erosion	<input type="text"/>	1 2	<input type="text"/>
4	Drinking water shortages	<input type="text"/>	1 2	<input type="text"/>
5	Ground water pollution(smell/clour/odour)	<input type="text"/>	1 2	<input type="text"/>
6	Food shortages	<input type="text"/>	1 2	<input type="text"/>
7	Damages caused by fire	<input type="text"/>	1 2	<input type="text"/>
8	Cutting trees/harresment(crop) damage done by people	<input type="text"/>	1 2	<input type="text"/>
9	Loss/damage of dhoani	<input type="text"/>	1 2	<input type="text"/>
10	Loss/damage of fishing equipment	<input type="text"/>	1 2	<input type="text"/>
11	Unemployment	<input type="text"/>	1 2	<input type="text"/>
12	Morbidity/ Epidemic	<input type="text"/>	1 2	<input type="text"/>
13	Other (specify)	<input type="text"/>	1 2	<input type="text"/>

Remarks



Vulnerability and Poverty Survey 2004

IDENTIFICATIONNumber of form filled for the Island of

1. Atoll and Island

2. Identify the committee:

1. Island development committee
2. Women development committee

(Show the flash card)

3. Some of the problems faced by the islanders are listed below. We would like you to tell us which are the most important ones for your community. Please give the most pressing problems first, and then the next most important, and so on, until all areas listed have been covered.

Serial no.	Problems	Ranking
1	Improve the quality of housing	<input type="text"/> <input type="text"/>
2	Availability of transport services	<input type="text"/> <input type="text"/>
3	Availability of electricity	<input type="text"/> <input type="text"/>
4	Communication facilities	<input type="text"/> <input type="text"/>
5	Employment opportunities	<input type="text"/> <input type="text"/>
6	Possibilities to earn good income	<input type="text"/> <input type="text"/>
7	Food security all year around	<input type="text"/> <input type="text"/>
8	Environmental security	<input type="text"/> <input type="text"/>
9	Availability of drinking water	<input type="text"/> <input type="text"/>
10	Access to consumer goods	<input type="text"/> <input type="text"/>
11	Access to health services / improvements	<input type="text"/> <input type="text"/>
12	Access to quality education	<input type="text"/> <input type="text"/>

4. Are there any other important problems faced by the islanders that are not covered in the above list?

1. Yes

2. No **END**

5. What are these and where would you place this problem in the priority list given in Q3?

Sr	Problems	Before rank number <input type="text"/> given in Q.3
1.	<input type="text"/>	<input type="text"/> <input type="text"/>
2.	<input type="text"/>	<input type="text"/> <input type="text"/>
3.	<input type="text"/>	<input type="text"/> <input type="text"/>



Vulnerability and Poverty Assessment Survey, 2004

IDENTIFICATION

1. Atoll and Island
2. Total number of registered persons in the island
3. Total number of females registered in the island
4. Total number of males registered in the island
5. Name of the person who filled the form
6. Contact number

VULNERABILITY FACTORS

1. Plots of housing units given from the island Plots
2. Plots available for additional housing units Plots
3. Current plot size for housing Sq ft
4. Does the island have beach erosion ☐
 1. Yes ☐
 1. Not severe
 2. Severe
 2. No

5. What coastal protection measures have been carried out in this island?
 1. None
 2. Break water
 3. Quay wall
 4. Other (specify)

6. Generally how is the quality of ground water?

	1. Yes	2. No
1. good		
2. Satisfactory		
3. Non satisfactory		

7. Does the island have public rain water tanks?
 1. Yes
 2. No ☐ (skip to Q10)

8. How many Tank(s)

9. Do the public rain water tanks(s) hold sufficient amount of water for public use?
 1. Yes
 2. No

10. Does the island have a sewage system?
 1. None
 2. Connected to septic tank
 3. Connected to sea

11. What is the scale of home gardening that exists in the island?
 1. 100%
 2. 75%
 3. 50%
 4. 25%
 5. less than 10%
 6. None

12. What are the major sources of energy used for cooking?
 1. Firewood
 2. Kerosene
 3. Cooking gas
 4. Other

13. Is firewood available in the island (within the natural vegetation of the island) ?
 1. Yes ☐ (Skip to Q15)
 2. No

14. Where does the islanders get firewood from?
 1. Nearby inhabited island of this atoll
 2. Nearby uninhabited island of this atoll
 3. From a distant island of this Atoll
 4. From another atoll
 5. Other than all 4 mentioned.

15. Has the basic food supply been hampered over the past 1 year (June 2003- May 2004)?
 1. Yes
 2. No ☐ (skip to Q17)

16. Circle the appropriate period and specify the duration and reasons

Period	Duration	Reason	Period	Duration	Reason
1. January 04	<input type="text"/>	<input type="text"/>	7. July 03	<input type="text"/>	<input type="text"/>
2. February 04	<input type="text"/>	<input type="text"/>	8. August 03	<input type="text"/>	<input type="text"/>
3. March 04	<input type="text"/>	<input type="text"/>	9. September 03	<input type="text"/>	<input type="text"/>
4. April 04	<input type="text"/>	<input type="text"/>	10. October 03	<input type="text"/>	<input type="text"/>
5. May 04	<input type="text"/>	<input type="text"/>	11. November 03	<input type="text"/>	<input type="text"/>
6. June 03	<input type="text"/>	<input type="text"/>	12. December 03	<input type="text"/>	<input type="text"/>

ACCESSIBILITY CONDITIONS

17. Is the island always accessible?
 1. Yes ☐ (skip to 21)
 2. No

18. What is the most difficult time?

	1. High tide	2. Low tide
1. Day	1	2
2. Night	1	2

19. What is the main reason for not accessible?
 1. Absence of jetty
 2. Difficult harbour
 3. Difficult reef barrier
 4. Other (Specify)

20. How can problems of accessibility be over come?

21. What type of vessels are always accessible to the island ?

1. Small dhoanis (bokura, vadhu dhoani, riyalu dhoani)
2. Bigger dhoanis (engine dhoani, sathari dhoani, speed boat)
3. Boats (Naalu batheli/yacht dhoani, etc.)

22. Type of vessels in the island and how many are there?

Number of vessels

- | | | |
|--------------------------|----------------------|----------------------|
| 1. Engine dhoani | <input type="text"/> | <input type="text"/> |
| 2. Speed boats | <input type="text"/> | <input type="text"/> |
| 3. Transport/cargo boats | <input type="text"/> | <input type="text"/> |
| 4. Yacht dhoni | <input type="text"/> | <input type="text"/> |

TRANSPORTATION

23. Do the travellers of the other islands stopover at the night ?

1. Inside harbour
2. Outside harbour
3. Do not stopover

24. What is the frequency of travel to atoll capital from this island?

(If the island is the capital of the Atoll, circle in code 5)

1. Daily
2. Times a week
3. Times a month
4. Infrequent
5. Atoll Capital

25. How frequently do the vessels of this island travel to Male' ?

1. Daily
2. Times a week
3. Times a month

4. Infrequent

26. How frequently does the islanders get access from other island vessels to travel Male'?

1. Daily
2. Times a week
3. Times a month

4. Infrequent

27. In case of an emergency does the islanders usually have access to a vessel within an hour?

1. Always
2. Most of the time
3. Sometimes
4. No access

28. How much does it cost to travel to various major destinations?

Destination	Commonly used vessels			Cost per trip (Rf)
	1. Dhoani	2. Boat	3. Speed boat	
1. To atoll capital	1	2	3	<input type="text"/>
2. To the nearest health center	1	2	3	<input type="text"/>
3. To the nearest regional hospital	1	2	3	<input type="text"/>
4. To the nearest atoll capital or another island	1	2	3	<input type="text"/>
5. To Male'	1	2	3	<input type="text"/>

29. How much time does it take to travel to various major destinations?

Destination	Commonly used vessels			In hours (Enter 00 if less than one hour)
	1. Dhoani	2. Boat	3. Speed boat	
1. To atoll capital	1	2	3	<input type="text"/>
2. To the nearest health center	1	2	3	<input type="text"/>
3. To the nearest regional hospital	1	2	3	<input type="text"/>
4. To the nearest atoll capital or another island	1	2	3	<input type="text"/>
5. To Male'	1	2	3	<input type="text"/>

POSTAL AND COMMUNICATION NETWORK

30. What are the means of communication available in the island ?

	1. Yes	2. No
1. Telephone	1	2
2. Fax	1	2
3. Mobile phone	1	2
4. Radio telephone	1	2
5. Internet	1	2

31. How does the islanders generally send/receive transfers?

1. Through a bank branch
2. Through post office/agency post
3. Through a business establishment in the island
4. Other (specify).....

32. What kind of banking services available to the island?

1. None
2. Branch Office
3. Mobile banking service regular
4. Mobile banking service on request

33. What is the frequency of mobile banking service? time / month

34. How is the quality of TVM signal received to the island?

1. Clear
2. Not clear
3. Do not receive


35. Is Satellite TV/Cable TV available for public viewing?

1. Yes 2. No

36. Does the island has a cybercafé or a place where internet can be accessed?

1. Yes 2. No

37. Does this island receive national newspapers ?

1. Yes 2. No  (skip to 39)

38. How often do you receive national newspapers ?

1. Daily of same day
2. Daily Newspaper of previous day
3. Weekly delivery of previous week
4. Monthly delivery of previous month
5. Other (specify)

☐

39. How many newspapers are produced locally ?

1. None
2. ☐ News papers

SPORTS, RECREATION AND SOCIAL ACTIVITIES

40. How many sports and recreational events (island/ atoll level) were organised during last year (June 2003- May 2004)?

1. None
2. ☐ Events

41. Is there enough land for sports and recreational activities?

1. Yes 2. No

42. What are the facilities available?

1. Football ground
2. Badminton court
3. Volley court
4. Tennis court
5. Children's park
6. Bashi court

7. Other(specify) ☐

..... ☐


..... ☐

8. None

43. Does the island have a swimming area?

1. Yes 2. No

44. At present how many social clubs/associations are active on the island?

1. None  (skip to Q46)
2. ☐ social clubs/associations

45. What type of activities are they engaged during the last year?

1. Education
2. Sports & recreation
3. Island development
4. Youth development
5. Women development
6. Other(specify)

☐☐☐

EMPLOYMENT AND ECONOMIC ACTIVITIES

46. In your opinion what are the activities that the recent school leavers are engaged at present?

	Circle appropriate %				
1. Government service	100%	75%	50%	25%	0%
2. Fishing	100%	75%	50%	25%	0%
3. Resort/male' jobs	100%	75%	50%	25%	0%
4. Other private jobs	100%	75%	50%	25%	0%
5. Gone for higher education	100%	75%	50%	25%	0%
6. Staying idle	100%	75%	50%	25%	0%

47. At present what are the main economic activities that most islanders are engaged? Rank the following categories by giving 1, 2, 3, etc, considering most people's engagement in an activity

	Rank
1. Fisheries	<input type="checkbox"/>
2. Agriculture	<input type="checkbox"/>
3. Manufacturing	<input type="checkbox"/>
4. Construction	<input type="checkbox"/>
5. Trade	<input type="checkbox"/>
6. Government services	<input type="checkbox"/>
7. Tourism	<input type="checkbox"/>

48. Does the island have land available for agricultural purposes?

1. Yes 2. No  (skip to Q52)

49. Percentage of land used for agricultural purposes %

50. Total area of agricultural plots given Sqft

51. What are the main agricultural products that are cultivated in the island?

And how are these products used?

(please circle in appropriate code and write the "use" code in the box)

Item	Use			Item	Use		
	1. Own Consumption	2. For sale	3. For sale & own consumption		1. Own Consumption	2. For sale	3. For sale & own consumption
1. Breadfruit	1	2	3	9. Mango	1	2	3
2. Taro	1	2	3	10. Beatle leaves	1	2	3
3. Plantains	1	2	3	11. Water melon	1	2	3
4. Cassava	1	2	3	12. Papayer	1	2	3
5. Banana	1	2	3	13. Other (specify)	1	2	3
6. Coconut	1	2	3 <input type="text"/>			
7. Pumpkin	1	2	3 <input type="text"/>			
8. Chilli	1	2	3 <input type="text"/>			

52. Do the islanders keep a reserve stock of cereal crops such as breadfruit, Taro, etc for emergency?

1. Yes 2. No

53. Type of fishing activity in the island

Type	1. Yes	2. No
1. Tuna fishing	1	2
2. Long line fishing	1	2
3. Reef fishing	1	2
4. Other(specify)	<input type="text"/> 1	2
5.	<input type="text"/> 1	2
6.	<input type="text"/> 1	2

54. What are the fish products produced in the island? And How are these products used?

(Please circle in appropriate code and write the "use" code in the box)

Item	Use			Item	Use			
	1. Own Consumption	2. For sale	3. For sale & own consumption		1. Own Consumption	2. For sale	3. For sale & own consumption	
1. Rihaakuru	1	2	3	5. Other (specify)		1	2	3
2. Valhomas	1	2	3		1	2	3
3. Lhonumas	1	2	3		1	2	3
4. Dried fish	1	2	3		1	2	1


55. What are the main problems faced by fishery workers?

Problems	1. Seasonal	2. Regular
1. Difficulties in getting bait fish	1	2
2. Collector vessels not available	1	2
3. No fishing rafts available	1	2
4. Difficulty in getting in and out of the island	1	2
5. Diesel not available in the island	1	2
6. <input type="text"/>	1	2
7. <input type="text"/>	1	2
8. <input type="text"/>	1	2
9. <input type="text"/>	1	2
10. <input type="text"/>	1	2

56. Seasonality of major economic activities on the island?

Activities	1. Jan	2. Feb	3. Mar	4. Apr	5. May	6. Jun	7. Jul	8. Aug	9. Sep	10. Oct	11. Nov	12. Dec
	1	2	3	4	5	6	7	8	9	10	11	12
1. What is the good period for fishing?	1	2	3	4	5	6	7	8	9	10	11	12
2. What is the bad period for fishing?	1	2	3	4	5	6	7	8	9	10	11	12
3. What is the good period for agriculture?	1	2	3	4	5	6	7	8	9	10	11	12
4. What is the bad period for agriculture?	1	2	3	4	5	6	7	8	9	10	11	12
5. Other (specify)..... <input type="text"/>	1	2	3	4	5	6	7	8	9	10	11	12
6. Other (specify)..... <input type="text"/>	1	2	3	4	5	6	7	8	9	10	11	12

57. Are there any industrial/commercial establishments on the island
(Eg: garment factory, fish canning factory)

1. Yes 2. No  (Skip to Q60)

58. Type of establishments

1. ☐
2. ☐
3. ☐
4. ☐

59. What type of manufacturing products are produced on the island

1. ☐
2. ☐
3. ☐
4. ☐

60. Do tourists visit this island?

1. Yes 2. No  (Skip to Q64)

61. How many tourists visit the island on an average during a week?

Number of tourists

62. In which of these development issues does the community receive benefits / direct contribution from nearby tourist resorts?

1. Construction of island jetty / harbour
2. Education / Health
3. Transportation and communication
4. Environmental protection / waste disposal
5. Employment opportunities
6. Any other

63. What are the organized activities offered to the tourists in the island?

1. Cultural programs
2. Visit historical places
3. Food outlets (café and restaurants)
4. Souvenir shopping
5. Any other

VOLUNTARY ACTIVITIES

64. What are the income generating activities organized by the community?

1. ☐
2. ☐
3. ☐
4. ☐
5. ☐

65. What are the voluntary participatory activities undertaken during last 6 years (June 1998 - May 2004) that had long lasting?

Activities	Started year	Successful	
		1. Yes	2. No
1. Financing health personal	<input type="text"/> <input type="text"/> <input type="text"/> <input type="text"/>	1	2
2. Construction of jetty	<input type="text"/> <input type="text"/> <input type="text"/> <input type="text"/>	1	2
3. Construction of school	<input type="text"/> <input type="text"/> <input type="text"/> <input type="text"/>	1	2
4. Financing school teachers	<input type="text"/> <input type="text"/> <input type="text"/> <input type="text"/>	1	2
5. Construction of mosque	<input type="text"/> <input type="text"/> <input type="text"/> <input type="text"/>	1	2
6. Community trade activities	<input type="text"/> <input type="text"/> <input type="text"/> <input type="text"/>	1	2
7. Electricity project	<input type="text"/> <input type="text"/> <input type="text"/> <input type="text"/>	1	2
8. Other infrastructure projects (road/ Quay wall/ etc)	<input type="text"/> <input type="text"/> <input type="text"/> <input type="text"/>	1	2
9. Construction of Club /Association-Building, play grounds	<input type="text"/> <input type="text"/> <input type="text"/> <input type="text"/>	1	2
10. Construction of social centre	<input type="text"/> <input type="text"/> <input type="text"/> <input type="text"/>	1	2
11. Other (Specify) <input type="checkbox"/>	<input type="text"/> <input type="text"/> <input type="text"/> <input type="text"/>	1	2

ELECTRICITY

66. What percentage of the households on this island have electricity? %

67. Normally how many hours do the island have electricity per day? Hours

68. Who are the electricity service providers on the island?

	1. Yes	2. No
1. Private	1	2
2. STELCO	1	2
3. Community	1	2

GARBAGE DISPOSAL

69. Is there a demarcated place for garbage disposal on the island?

1. Yes 2. No

70. How do the island dispose off the garbage?

1. Burn
2. Burry
3. Use for land reclamation
4. Remain the dump
5. Transport to another island
6. Other (specify) ☐