

**THE FEDERAL DEMOCRATIC REPUBLIC OF ETHIOPIA
CENTRAL STATISTICAL AGENCY**

**REPORT ON LARGE AND MEDIUM SCALE
MANUFACTURING AND ELECTRICITY
INDUSTRIES SURVEY**

**ADDIS ABABA
NOVEMBER 2005**

- STATISTICAL BULLETIN -

Contents

Page No

List of Tables.....	II
List of Figures.....	X
Abbreviations.....	X
 Part I. Introduction and Objectives of the Survey	
1.1 Introduction.....	1
1.2. Objectives of the Survey.....	1
 Part II. Survey Methodology Data Collection and Processing	
2.1. Scope, Coverage and Content.....	3
2.2. Basic Concepts and Definitions.....	3
2.3. Method of Data Collection and Field Organization.....	5
2.4. Data Processing.....	5
A. Editing, Coding and Verification.....	5
B. Data Entry, Cleaning and Tabulation	6
 Part III. Summary of the Major Findings of the Survey	7
 Part IV. Statistical Tables on Large and Medium Scale Manufacturing Industries, 1996 E.F.Y. (2003/04)	30
 Part V. Statistical Tables on Time Series Data of Large and Medium Scale Manufacturing Industries, 1992-1996 E.F.Y. (1999/00- 2003/04)	154
 Part VI. Statistical Tables on Electricity Industries, 1992-1996 E.F.Y. (1999/00- 2003/04)	200
 Annex: Survey Questionnaire	208

List of Tables

Part III Summary of Selected Survey Results

<u>Table No.</u>	<u>Page No.</u>
Summary Table 3.1 Distribution of large and Medium Scale Manufacturing Industries by Regional States and Industrial Group- Public and Private.....	10
Summary Table 3.2 Number of Persons Engaged by Industrial Group Public- and Private.....	11
Summary Table 3.3 Number of Employees by Industrial Group Public – and private.....	12
Summary Table 3.4 Percentage Distribution of Value Added by Industrial- Group – Public and Private.....	13
Summary Table 3.5 Ratio of Imported to Total Raw Material Costs by Industrial Group –Public and Private.....	14
Summary Table 3.6 Ratio of Major Indicators-Public and private	15
Summary Table 3.7 Ratio of Cost Energy Consumed to Total Industrial Cost by Industrial Group-Public and Private.....	16
Summary Table 3.8 Ratio of Value Added to Gross Value of Production by Industrial Group-Public and Private.....	17
Summary Table 3.9 Ratio of Cost of Labor to Gross Value of Production by Industrial Group-Public and Private.....	18
Summary Table 3.10 Ratio of Operating Surplus to Gross Value of Production by Industrial Group – Public and Private.....	19

Table No.**Page No.**

Summary Table 3.11

Percentage Distribution of Establishments by First Major Reason For Not Being Fully Operational and Industrial Group – Public and Private.....	20
--	----

Summary Table 3.12

Percentage Distribution of Establishments by First Reason for Not Working at Full Capacity and Industrial Group – Public and Private.....	21
---	----

Summary Table 3.13

Percentage Distribution of Establishments by Type of First Major Operational Problem Faced and Industrial Group – Public and Private.....	22
---	----

Part IV. Statistical Tables on Large and Medium Scale Manufacturing Industries, 2003 / 2004 (1996 E.F.Y.)

4.1	Coverage of the Survey.....	32
4.2	Paid-Up Capital of Reporting Establishments by Source of Ownership and Industrial Group.....	34
4.3	Number of Reporting Establishments by Size of Paid-Up Capital and Industrial Group – Public and Private.....	36
4.4	Number of Reporting Establishments by size of Paid-Up Capital and Industrial Group – Private.....	38
4.5	Number of Reporting Establishments by Size of Paid-Up Capital and Industrial Group – Private.....	40
4.6	Number of Establishments by Industrial Group and Form of Ownership.....	42
4.7	Number of Owners of Private Establishments by Form of Ownership, Sex and Industrial Group	44
4.8	Number of Establishments With and Without Books of Accounts by the Calendar Year their Books of Accounts are kept and Industrial Group – Public and Private.....	46

Table No.**Page No.**

4.9	Number of Establishments With and Without Books of Accounts by the Calendar Year their Books of Accounts are kept and Industrial Group – Public.....	48
4.10	Number of Establishments With and Without Books of Accounts by the Calendar Year their Books of Accounts are kept and Industrial Group-Private.....	50
4.11	Number of Persons Engaged by Sex, Nationality and Total Wages and Salaries and Industrial Group - Public and Private.....	52
4.12	Number of Persons Engaged by Sex, Nationality and Salaries and Industrial Group –Public.....	54
4.13	Number of Persons Engaged by Sex, Nationality and Total Wages and Salaries Industrial Group- Private.....	56
4.14	Number of Permanent Employees by Wages and Salaries Group – Public and Private.....	58
4.15	Number of Production, Apprentices and Temporary Workers by Sex, Nationality and Industrial Group – Public and Private.....	60
4.16	Number of Administrative, Technical, Clerical and Office workers by sex, Nationality and Industrial Group – Public and private.....	62
4.17	Number of working Proprietors, Active Partners and Family Workers by Sex, Nationality and Industrial Group – Private.....	64
4.18	Basic Wages and Salaries, Commission, Bonuses, Allowances, Food and Lodging and Supplements to Wages and Salaries by Industrial Group – Public and Private.....	66
4.19	Basic wages and Salaries of Production Workers and Seasonal and Temporary Workers by Sex, Nationality and Industrial Group – Public and Private.....	68
4.20	Basic Wages and Salaries of Administration, Technical, Clerical and Office Workers by Sex, Nationality and Industrial Group – Public and Private.....	70
4.21	Number of Establishments and Number of Persons Engaged by Size of Persons Engaged and Industrial Group – Public and Private.....	72
4.22	Number of Establishments and Number of Persons Engaged by Size of Persons Engaged and Industrial Group – Public.....	74

<u>Table No.</u>	<u>Page No.</u>
4.23	Number of Establishments and Number of Persons Engaged by Size of Persons Engaged and Industrial Group – Private.....76
4.24	Number of Establishments , Gross Value of Production, Industrial Costs, Indirect Taxes Net and Census Value Added by Industrial Group – Public and Private.....78
4.25	Number of Establishments, Gross Value of Production, Industrial Costs, Indirect Taxes Net and Census Value Added by Industrial Group – Public.....80
4.26	Number of Establishments, Gross Value of Production, Industrial Costs, Indirect Taxes Net and Census Value Added by Industrial Group – Private.....82
4.27	Number of Establishments, Gross Value of Production, Industrial and Non-Industrial Costs, Indirect Taxes Net and Value Added in the National Account Concept by Industrial Group - Public and Private.....84
4.28	Number of Establishments, Gross Value of Production, Industrial and Non-Industrial Costs, Indirect Taxes Net and Value Added in the National Account Concept by Industrial Group – Public.....86
4.29	Number of Establishments, Gross Value of Production, Industrial and Non-Industrial Costs, Indirect Taxes Net and Value Added in the National Account Concept by Industrial Group – Private88
4.30	Gross Value of Production In Producers’ Values by Industrial Group – Public Private.....90
4.31	Actual Value of Production as Percentage of Yearly Capacity by Industrial Group – Public and Private.....92
4.32	Actual Value of Production as Percentage of Yearly Capacity by Industrial Group – Public.....94
4.33	Actual Value of Production as Percentage of Yearly Capacity by Industrial Group – Private.....96
4.34	Gross Value of Production by Size of persons Engaged and Industrial Group – Public and Private.....98
4.35	Gross Value of Production by Size of persons Engaged and Industrial Group – Public.....100

<u>Table No.</u>	<u>Page No.</u>
4.36	Gross Value of Production by Size of persons Engaged and Industrial Group – Private 102
4.37	Value Added by Size of Persons Engaged and Industrial Group – Public and private.....104
4.38	Value Added by Size of Persons Engaged and Industrial Group – Public.....106
4.39	Value Added by Size of Persons Engaged and Industrial Group –Private..... .108
4.40	Summary of Operation of Large and Medium Scale Manufacturing Industries by Regional and Major Urban Centers, Public and Private110
4.41	Summary of Operations of Large and Medium Scale Manufacturing Industries by Regional States and Major Urban Centers – Public.....111
4.42	Summary of Operations of Large And Medium Scale Manufacturing Industries by Regional States and Major Urban Centers – Private.....112
4.43	Fixed Assets and New Capital Expenditure by Industrial Group and Ownership.....113
4.44	Fixed Assets of Reporting Establishments by Type and Industrial Group – public and Private.....115
4.45	Fixed Assets of Reporting Establishments by Type and Industrial Group – Public.....117
4.46	Fixed Assets of Reporting Establishments by Type and Industrial Group –Private 119
4.47	Fixed Assets by Size of Persons Engaged and Industrial Group-Public and Private.....121
4.48	Fixed Assets by Size of Persons Engaged and Industrial Group-Public.....123
4.49	Fixed Assets by Size of Persons Engaged and Industrial Group-Private.....125
4.50	Investment in Fixed Assets of Reporting Establishments by Source and Industrial Group – Public and Private.....127

Table No.**Page No.**

4.51	Quantity of Major Raw Materials Consumed for reporting Establishments by Industrial Group – Public and Private.....	128
4.52	Cost of Raw Materials, Energy Consumed and Payments for Industrial and Non-Industrial Services Rendered by Industrial Group– Public and Private.....	130
4.53	Cost of Raw Materials, Energy Consumed and Payments for Industrial and Non-Industrial Services Rendered by Industrial Group– Public.....	132
4.54	Cost of Raw Materials, Energy Consumed and Payments for Industrial and Non-Industrial Services Rendered by Industrial Group– Private.....	134
4.55	Number of Establishments and Cost of Energy Consumed by Industrial Group- Public and Private.....	136
4.56	Number of Establishments and Cost of Energy Consumed by Industrial Group- Public.....	138
4.57	Number of Establishments and Cost of Energy Consumed by Industrial Group- Private.....	140
4.58	Production of Major Manufactured Articles for Reporting Establishments by Industrial Group – Public and Private.....	142
4.59	Number of Establishments and Total Revenue from Sales by Industrial Group – Public and Private.....	144.
4.60	Revenue from Sales by Source and Industrial Group – Public and Private.....	1.46
4.61	Revenue from Sales by Source and Industrial Group – Public	148
4.62	Revenue from Sales by Source and Industrial Group – Private.....	150
4.63	Advertising Expense of Reporting Establishments by Industrial Group.....	152

**Part V. Time Series Data and Ratios of Major Industries on Manufacturing Industries,
1999/2000 – 2003/2004 (1992-1996 E.F.Y.)**

<u>Table No.</u>	<u>Page No.</u>
5.1 Number of Establishments by Industrial Groups- Public and Private	156
5.2 Number of Persons Engaged by Industrial Group – Public and Private	158
5.3 Number of Employees by Industrial Group- Public and Private	160
5.4 Number of Female Employees by Industrial Group-public and Private.....	162
5.5 Wages and Salaries by Industrial Group – Public and Private	164
5.6 Gross Value of Production by Industrial Group – Public and Private.....	166
5.7 Census Value Added (At Market Price) by Industrial Group – Public and Private.....	168
5.8 Census Value Added (At Factor Cost) by Industrial Group – Public and Private.....	170
5.9 Value Added in the National Account Concept (At Market Price) by Industrial Group – Public and Private.....	172
5.10 Value Added in the National Account Concept (At Factor Cost) by Industrial Group – Public and Private.....	174
5.11 Production of Major Manufactured Articles – Public and Private.....	176
5.12 Total Fixed Assets by Industrial Group – Public and Private.....	178.
5.13 New Capital Expenditure by Industrial Group – Public and Private.....	180
5.14 Operating Surplus by Industrial Group –Public and Private.....	182
5.15 Ratio of Imported to Total Raw Material Cost by Industrial Group – Public and Private.....	184
5.16 Percentage Distribution of Value Added by Industrial Group – Public and Private.....	186

Table No.**Page No.**

5.17	Ratio of Cost of Energy Consumed to Total Industrial Costs by Industrial Group –Public and Private.....	188
5.18	Ratio of Value Added to Gross Value of Production – Public and Private.....	190
5.19	Value Added per Person engaged by Industrial Group – Public and Private	192
5.20	Ratio of Cost of Labour to Value Added by Industrial Group – Public and Private.....	194
5.21	Ratio of Cost of Labour to Gross Value of Production by Industrial Group- Public and Private.....	196
5.22	Ratio of Operating Surplus to Gross Value of Production by Industrial Group – Public and Private.....	198

**Part VI. Time Series Data on Electricity Industry
1999/2000 – 2003/2004 (1992-1996 E.F.Y.)**

Table No.**Page No.**

6.1	Number of Employees by Occupational Group and Sex in Electricity Industry.....	202
6.2	Number of Employees by Wages and Salaries Group and Sex in Electricity Industry.....	202
6.3	Wages and Salaries Paid by Occupational Group in Electricity Industry.....	203
6.4	Installed Generating Capacity and Electricity Production.....	203
6.5	Quantity of Electricity Sold and Revenue From Sales of Electricity.....	204
6.6	Gross Revenue From Sales, Total Intermediate Cost and Value Added In the Electricity Industry.....	204
6.7	Value of Fixed Assets by Type in Electricity Industry.....	205
6.8	Investment In Fixed Assets by Type of Fixed Assets in Electricity Industry.....	205

Lists of Figures

<u>Figure No.</u>	<u>Page No.</u>
Fig. I Gross Value of Production at Current Price by Ownership, 1999/2000 – 2003/2004 (1992-1996 E.F.Y.).....	23
Fig. II Value Added by Ownership, 1999/2000 – 2003/2004 (1992-1996 E.F.Y.).....	24
Fig. III Percentage Distribution of Value Added by Industrial Group, 1999/2000 – 2003/2004 (1992-1996 E.F.Y.).....	25
Fig. IV Ratio of Value Added To Total Raw Material Cost by Industrial Group, 1999/2000 – 2003/2004 (1992-1996 E.F.Y.).....	26
Fig. V Ratio of Value Added To Gross Value of Production, 1999/2000 – 2003/2004 (1992-1996 E.F.Y.).....	27
Fig. VI Installed Generating Capacity, 1999/2000 – 2003/2004 (1992-1996 E.F.Y.)	28
Fig. VII Production of Electricity, 1999/2000 – 2003/2004 (1992-1996 E.F.Y.).....	29

Abbreviations

CSA	- Central Statistics Agency
E.C	-Ethiopian Calendar
E .F.Y.	- Ethiopian Fiscal Year
ISIC	-International Standard Industrial Classification
Rev.3	-Economic Activities Revision 3
S.N.N.P.	- Southern Nations, Nationalities and Peoples' Region
N.E.C.	- Not Elsewhere Classified
S.N.A.	- System of National Accounts
CSPro	-Census and Survey Processing System
KW	- Kilowatt
KWH	- Kilowatt Hour

1. Introduction and Objectives of the Survey

1.1 Introduction

The presence of adequate and current statistical data in various economic sectors that are considered essential for development planning, socio-economic policy formulation and economic analysis is vital in promoting the economic development of a country. Based on this general objective, the Central Statistical Agency (CSA) has been conducting surveys of various economic activities, of which, the annual Large and Medium Scale Manufacturing Industries survey is one.

Manufacturing is defined here according to International Standard Industrial Classification (ISIC Revision-3) as “the physical or chemical transformation of materials or components into new products, whether the work is performed by power-driven machines or by hand, whether it is done in a factory or in the worker’s home, and whether the products are sold at wholesale or retail. The assembly of the component parts of manufactured products is also considered as manufacturing activities.”

CSA has been publishing results of the survey of Manufacturing and Electricity Industries on annual basis since 1968 E.C. to provide users with reliable, comprehensive and timely statistical data on these sectors. In this respect, this survey, which is conducted on annual basis, is the principal source of industrial statistics on large and medium scale manufacturing industries in the country.

This bulletin has six parts: - Part I, deals with an introduction and objective of the survey. Part II gives an overview about the survey methodology, data collection and processing. Part III presents summary of selected survey results. Part IV presents statistical tables of the survey for the year 1996 E.F.Y (2003/04). Part V deals with time series data and various ratios for the period of five years i.e. 1992-1996 E.F.Y. (1999/00 - 2003/04) for Large and Medium Scale Manufacturing Industries. Finally part VI presents the activity and performance of the Electricity Industry which also refers to the same five years period. At the end, the survey questionnaire is attached as an appendix.

1.2 Objectives of the survey

The main objectives of the annual survey of Large and Medium Scale Manufacturing and Electricity Industries are to:-

1. Obtain basic statistical data that are essential for policy makers, planners and researchers by major industrial group.
2. Collect basic quantitative information on employment, volume of quantitative information on employment, volume of production and raw materials, structure and performance of the country’s Large and Medium Scale Manufacturing and Electricity Industries.

3. Compile statistical data which will be an input to the System of National Accounts (SNA), on Large and Medium Scale Manufacturing and Electricity establishments as a whole and by major industrial group.
4. Obtain the number of proprietors engaged in these sectors and find out the major problems that create stumbling blocks for their activities.

2. Survey Methodology, Data Collection and Processing

2.1 Scope, Coverage and Content

The scope of the Large and Medium Scale Manufacturing survey is confined to those establishments which engage ten persons and above and use power-driven machinery and covers both public and private industries in all Regions of the country, where establishments under the scope of the survey are found. With regard to electricity data, the survey covered *only* the electricity supplied by the Ethiopian Electric Power Corporation.

Like in the previous years, in the current survey an attempt was made to update the directory using as source of information - the licenses issued by the Ministry of Trade and Industry and corresponding bureaus of the Regional States of the country, for the public and private establishments. From this list, all manufacturing establishments which engaged ten persons and above, were selected and included in the directory of large and medium scale manufacturing establishments.

In this publication detailed information on number of establishments, number of persons engaged, and employees, wages and salaries paid by major industrial groups, sex, nationality and occupation, paid-up capital, gross value of production, industrial and non-industrial costs, value added, operating surplus, quantity of production and raw materials consumed, fixed assets, investment and production capacity are presented.

2.2 Basic Concepts and Definitions:-

(i) An Establishment: - is defined as the whole of the premises under the same ownership or management at a particular address. (E.g. a bakery, a saw mill, etc.)

(ii) Paid -up Capital: - is that part of the issued capital of an establishment that has been paid by the shareholders or the individual owner.

(iii) Working Proprietors, Active Partners and Family Workers: - include all unpaid working proprietors, active partners and members of their household who actively participate in the operation of the establishment.

(iv) Administrative and Technical Employees:- include salaried directors and managers, technicians, superintendents, research workers, draftsmen and designers, engineers, chemists, architects, accountants, book-keepers, office machine operators, receptionists, sales men, delivery personnel, guards and other office staff.

(v) Production Workers:- include workers directly engaged in production i.e., persons engaged in fabricating, processing, assembling, maintenance, repair, janitorial, record keeping and other associated activities.

(vi) Seasonal and Temporary Workers: - include workers who are employed for a whole or a part of the year. These workers are not regularly on the payroll of the establishment.

(vii) Number Employed: - includes all persons on the payroll whether seasonal or temporary workers. The number of seasonal and temporary workers has been adjusted to give equivalent of full-time worker.

(viii) Number Engaged: - includes paid employees and working proprietors. Active partners and unpaid family workers are also included here.

- (ix) **Basic Wages and Salaries:** - includes all payments in cash made to employees during the reference year. It excludes commissions, bonuses, professional and hardship, allowances.
- (x) **Wages and Salaries:** - includes all payments in cash or in kind made to employees during the reference year in connection with the work done for the establishments.
- (xi) **Commissions, Bonuses, Professional and Hardship Allowances:** - refer to the total of commissions, bonuses and cost of living allowances paid in cash to employees. It excludes car allowance and per diem.
- (xii) **Supplements to Wages and Salaries of Employees:** - represents payments made by the employer to social security systems, insurance premiums, etc on behalf of his employees.
- (xiii) **Revenue from Sales:** - represents the total sales value of all products and by-products during the reference year, valued at market price.
- (xiv) **Receipt from Industrial Services Rendered to Others:** - include all contract, repair and maintenance work done to others, with raw materials and spare parts supplied by the customer.
- (xv) **Receipt of Products Bought and Resold:** - refers to revenue obtained from sales of all goods bought and resold during the reference year without any transformation or processing.
- (xvi) **Other Receipts:** - include rental income from lease of machinery and equipment, income from sales of scrap, the value of fixed assets produced by the unit for its own use and other income.
- (xvii) **Difference of Stocks in the Value of Finished Goods and Semi-Finished Goods:** - is the net change of stocks between the end and the beginning of the reference period in the value of finished and semi-finished goods.
- (xviii) **Gross Value of Production:** - includes the sales value of all products of the establishment, the net change of stocks between the beginning and end of the reference period in the value of finished goods and the value of semi finished goods, the value of industrial services rendered to others, the value of goods bought and resold without any transformation or processing, and other receipts. The valuation of Gross Value of Production is in terms of producers' values where indirect taxes are included in the value of sales of the establishment and the value of subsidies received is excluded.
- (xix) **Raw Materials:** - include all raw and auxiliary materials, parts and containers which are consumed during the reference year. The value of local raw materials is the value of locally produced raw materials and is the cost at the factory which includes the purchase price, transport charges, taxes and other incidental costs. The value of imported raw materials is the value of raw materials produced in other countries and obtained directly or from local source and is the cost at the factory which includes the purchase price, transport charges, taxes and other incidental costs.
- (xx) **Other Industrial Services Rendered by Others:** - refer to contract, repair and maintenance work done by others in the reference year on materials controlled by the establishment. Included are also the cost of all goods purchased and resold without any transformation during the reference year and the cost of water consumed.
- (xxi) **Industrial Cost:** - Includes the cost of raw materials, fuels, and other supplies consumed, cost of industrial services rendered by others, cost of goods bought and resold without any transformation or processing and cost of electricity consumed.
- (xxii) **Non-industrial Cost:** - includes payments like professional fees, postage, telephone, insurance, advertising, hired transport, rental payments, etc. (interest, amortization and depreciation are excluded).

(xxiii) Census Value Added (at Market Price):- is the difference between Gross Value of production and Industrial cost. Census Value Added at market price minus indirect taxes net (i.e., indirect taxes less subsidies) gives census value added at factor cost.

(xxiv) Value Added in the National Account Concept (at Market Price):- is defined as the difference between the gross value of production and industrial and non-industrial costs.

(xxv) Value Added in the National Account Concept (at Factor Cost):- is the gross income from operating activities after adjusting for operating subsidies and indirect taxes.

(xxvi) Fixed Capital Assets:- are those with a productive life of one year or more which are intended for the use of the establishment including fixed assets made by the establishment's own labour force for its own use. They are valued in this report at book-value at the end of the reference year that is the net book value at the beginning, plus new capital expenditure minus those sold and disposed and depreciation during the reference year.

2.3 Methods of Data Collection and Field Organization

All CSA Statistical Branch Offices were involved in this survey. Accordingly, 25 statisticians form Branch Statistical Offices, about 157 enumerators and supervisors (105 from Addis Ababa Branch Office and 52 from other Branch Offices), and 9 statisticians form the Head Office and about 36 drivers (11 from Addis Ababa branch and 25 from the rest) were involved in the data collection activity.

In Addis Ababa Branch Statistical Office, where the majority of the establishments under the scope of the survey are located, enumerators were organized into teams and each team on the average constituted five enumerators and a field editor (a supervisor). The supervisor was provided with a four-wheel drive vehicle and a driver. At the Head Office, prior to the deployment of the teams, the list of the establishments under the scope of the survey were distributed among the teams, in accordance with their location. Then, each enumerator was assigned to collect data, on average, from 15 establishments. The data collection operation was carried out in collaboration with the concerned personnel of each establishment. Similar arrangement was in place in other branch offices. Overall, the data collection activity took 30-45 days in most of the regions of the country.

2.4 Data Processing

2.4.1 Editing, Coding and Verification

A number of quality control steps were taken to ensure the quality of data. The first step taken in this direction was, to revise the questionnaire, to make it easier for internal consistency checking or editing, both at field and office level. Furthermore, based on this revised questionnaire, revised instruction manual with field editing procedures were prepared in Amharic for both enumerators and supervisors (field editors). Using this manual, some editing and coding were carried out by field editors during the data collection stage.

After the majority of the completed questionnaires were brought back to head office, final editing, coding and verification were performed by editors, statistical technicians and statisticians. Finally, the edited and coded questionnaires were checked and verified by other senior professionals.

2.4.2 Data Entry, Cleaning and Tabulation

The data were entered and verified on personal computers using CSpro (Census and Survey Processing System) Software. Twelve CSA data entry staff and one data cleaner participated in this activity for fifteen days with close supervision of the activities by two professionals. Then, the data entered were cleaned using personal computers in combination with manual cleaning for some serious errors. Finally, the tabulation of the results was processed using the same software by one programmer with technical assistance from Industry, Trade and Services Statistics Department staff.

3. Summary of the Major Findings of the Survey

The distribution of Large and Medium Scale Manufacturing Industries by Regional States and major industrial groups is shown in Summary Table 3.1. The figures in the table indicate that, the total number of large and medium scale manufacturing establishments for the country as a whole stood at 1,074 in 1996 E.F.Y. (2003/2004). For the country as a whole, establishments classified under manufacture of food products and beverages industrial group constituted the largest share accounting for 30.0 percent of the total. The output by these industries among others include: flour, bread, edible oil, soft drinks, beer and alcohol drinks. Manufacture of furniture and manufacture of non-metallic mineral products, which represented 16.0 and 11.5 percent of the total, were in second and third position, respectively. That means the share of the three industrial groups combined was 57.4 percent of the total number of manufacturing industries, which indicates that, the Ethiopian Large and Medium Scale Manufacturing Industry is characterized by a high concentration of a limited range of manufacturing activities.

On the other hand, the figures in the same table reveal that, the distribution of large and medium scale manufacturing industries by Regional States of the country is highly skewed. Nearly half (56.9 percent) of the total large and medium scale manufacturing industries, which were operating in the reference year, were located in Addis Ababa. Following Addis Ababa, Oromiya, Amhara, S.N.N.P, Tigray and Dire Dawa regions covered 14.2, 9.8, 7.8, 6.5 and 2.2 percent of the total establishments, in that order.

The data shown in Summary Tables 3.2 and 3.3 refer to the total number of persons engaged and number of employees over five years period, i.e., from 1992-1996 E.F.Y. (1999/00 – 2003/04), respectively. In 1996 E.F.Y., there were 106,151 persons engaged, out of which, 105,381 were, employees in the sector. Number of persons engaged and employees during the survey period, showed an increase of 3.7 and 3.9 percent, compared to that of a year before, respectively. These increases in the number of persons engaged and employees could be attributed to the increase in the number of establishments covered in 1996 E.F.Y. An examination of the distribution of persons engaged and employees by major industrial groups reveals that manufacture of food and beverage and manufacture of textiles industrial groups, as could be expected, accommodated the largest number of employees. These two industrial groups, alone, contributed more than 51 percent in both number of persons engaged and number of employees throughout the period under review. The relative importance of the rest of the industrial groups in terms of employment varies between 0.2 percent in manufacture of machinery and equipment, to 8.7 percent in manufacture of non-metallic mineral products.

The percentage distribution of value added, which indicates the contribution level of, Large and Medium Scale Manufacturing Industries, to the total value added in the manufacturing sector, by industrial groups is given in Summary Table 3.4 for the period 1992-1996 E.F.Y. The data in this table make obvious, the fact that, food and beverages manufacturing industrial group's contribution to the value added, was significantly higher than the other industrial groups, throughout the period under review. During 1996 E.F.Y., about 45.0 percent of the total manufacturing value added was generated from manufacture of food and beverage industrial groups. Other important industrial groups in this respect are: manufacture of non-metallic mineral products, manufacture of chemicals and chemical products, manufacture of paper, paper

products and printing, manufacture of rubber and plastics products, manufacture of tobacco products and tanning and dressing of leather, which together contributed about 41.9 percent in 1996 E.F.Y. However, it is important to note here that, despite their big share in the total value added, the contribution of manufacture of food products and beverages, manufacture of wearing apparel, manufacture of wood and products of wood, except furniture, manufacture of non-metallic mineral products, manufacture of motor vehicles, trailers and semi-trailers and manufacture of furniture, declined, while the share of the remaining nine industrial groups increased in 1996 E.F.Y., as compared to that of 1995 E.F.Y. Furthermore, the textile manufacturing industrial group, being the second most important in terms of employment creation, its share in manufacturing value added however, was ranked eighth in 1996 E.F.Y.

Summary Table 3.2: Number of Persons Engaged by Major Industrial Group - Public and Private 1992 - 1996 E.F.Y (1999/00 - 2003/04)

Division of ISIC Rev. 3	Major Industrial Group	Year (E.F.Y)				
		1992	1993	1994	1995	1996
		Number of Persons Engaged				
15	Manufacture of Food Products and Beverages	28,547	27,460	29,133	30,840	31,589
16	Manufacture of Tobacco Products	854	822	792	792	785
17	Manufacture of Textiles	23,754	24,296	22,388	21,957	22,914
18	Manufacture of Wearing Apparel, Except Fur Apparel	3,773	3,733	3,716	4,312	3,840
19	Tanning and Dressing of Leather; Manufacture of Footwear, Luggage and Handbags	7,034	7,074	6,757	7,278	7,718
20	Manufacture of Wood and Products of Wood and Cork, Except Furniture	1,138	1,035	1,329	1,694	1,639
21 - 22	Manufacture of Paper, Paper Products and Printing	5,911	5,533	6,179	6,424	6,955
24	Manufacture of Chemicals and Chemical Products	4,451	4,298	5,079	5,102	5,075
25	Manufacture of Rubber and Plastic Products	3,157	3,409	4,331	4,429	4,412
26	Manufacture of Other Non-Metallic Mineral Products	7,349	7,510	8,354	8,049	9,266
27	Manufacture of Basic Iron and Steel	1,166	1,100	1,449	1,466	1,700
28	Manufacture of Fabricated Metal Products Except Machinery and Equipment	2,529	2,659	2,808	3,488	3,516
29	Manufacture of Machinery and Equipment N.E.C.	292	177	202	260	267
34	Manufacture of Motor Vehicles, Trailers and Semi-Trailers	1,735	1,062	1,087	1,021	1,132
36	Manufacture of Furniture; Manufacturing N.E.C.	4,169	4,364	5,382	5,235	5,343
	Total	95,859	94,532	98,986	102,347	106,151

The data in Summary Table 3.5 refer to the ratio of cost of imported raw materials to that of the total cost of raw materials consumed by major industrial groups for the period 1992-1996 E.F.Y. In general, the industrial groups which had the highest rates in the previous years continued to do

so in the survey year as well. The steady high ratio of imported raw materials to the total cost of raw materials consumed, over the five years period, is an indication of the dependency of large and medium scale manufacturing industries in the country, on imported raw materials. The

**Summary Table 3.3: Number of Employees by Major Industrial Group -
Public and Private 1992 - 1996 E.F.Y (1999/00 - 2003/04)**

Division of ISIC Rev. 3	Major Industrial Group	Year (E.F.Y)				
		1992	1993	1994	1995	1996
		Number of Employees				
15	Manufacture of Food Products and Beverages	28,324	27,260	28,860	30,570	31,359
16	Manufacture of Tobacco Products	854	822	792	792	785
17	Manufacture of Textiles	23,747	24,284	22,373	21,938	22,900
18	Manufacture of Wearing Apparel, Except Fur Apparel	3,752	3,720	3,681	4,278	3,806
19	Tanning and Dressing of Leather; Manufacture of Footwear, Luggage and Handbags	6,989	7,040	6,740	7,232	7,665
20	Manufacture of Wood and Products of Wood and Cork, Except Furniture	1,124	1,033	1,313	1,669	1,616
21 - 22	Manufacture of Paper, Paper Products and Printing	5,888	5,519	6,142	6,405	6,940
24	Manufacture of Chemicals and Chemical Products	4,438	4,291	5,072	5,094	5,071
25	Manufacture of Rubber and Plastic Products	3,144	3,401	4,326	4,424	4,410
26	Manufacture of Other Non-Metallic Mineral Products	7,269	7,328	8,232	7,835	9,138
27	Manufacture of Basic Iron and Steel	1,164	1,100	1,448	1,466	1,699
28	Manufacture of Fabricated Metal Products Except Machinery and Equipment	2,482	2,477	2,740	3,412	3,453
29	Manufacture of Machinery and Equipment N.E.C.	275	172	190	244	256
34	Manufacture of Motor Vehicles, Trailers and Semi-Trailers	1,729	1,060	1,082	1,019	1,130
36	Manufacture of Furniture; Manufacturing N.E.C.	3,979	4,230	5,145	5,026	5,153
	Total	95,158	93,737	98,136	101,404	105,381

overall dependency ratio, i.e., for all industrial groups combined, showed a fluctuation throughout the years under review. Manufacture of basic iron and steel, manufacture of machinery and equipment N.E.C, manufacture of rubber and plastics products, manufacture of motor vehicles, trailers and semi- trailers, manufacture of fabricated metal products, manufacture of chemicals and products, manufacture of paper, paper products and printing, and manufacture of wood and products of wood and cork, except furniture, consumed the highest proportion of imported raw materials, to that of the total cost of raw materials, ranging from 56.0 to 99.0 percent in 1996 E.F.Y.

As shown in Summary Table 3.6, where per capita and ratios of major manufacturing indicators are summarized, in 1996 E.F.Y., wages and salaries paid per employee, gross value of production per employee, value added per employee and operating surplus per employee, have shown an increase by 4.5, 15.9, 6.1 and 6.8 percent, respectively, compared to that of 1995

E.F.Y., while value of fixed assets per employee showed a decrease of 4.0 percent in the same year. Among the ratios presented in the table, fixed assets to gross value of production, cost of labour to gross value of production, value added to gross value of production and operating surplus to gross value of production declined, while industrial cost to gross value of production, and value added to total fixed capital, showed an increase; whilst cost of energy to gross value of production remained unchanged during the stated period.

Summary Table 3.4: Percentage Distribution of Value Added* by Major Industrial Group - Public and Private 1992 - 1996 E.F.Y (1999/00 - 2003/04)

Division of ISIC Rev. 3	Major Industrial Group	Year (E.F.Y)				
		1992	1993	1994	1995	1996
		Value Added in Percent				
15	Manufacture of Food Products and Beverages	45.03	50.82	45.41	46.88	45
16	Manufacture of Tobacco Products	4.6	2.76	4.07	3.5	5.27
17	Manufacture of Textiles	5.84	5.94	4.94	4.15	4.23
18	Manufacture of Wearing Apparel, Except Fur Apparel	.66	.57	.64	.90	.74
19	Tanning and Dressing of Leather; Manufacture of Footwear, Luggage and Handbags	4.54	4.76	6.8	4.37	5.02
20	Manufacture of Wood and Products of Wood and Cork, Except Furniture	.55	.69	.76	1.03	0.84
21 - 22	Manufacture of Paper, Paper Products and Printing	5.82	5.85	6.57	5.53	6.21
24	Manufacture of Chemicals and Chemical Products	5.17	4.64	5.33	5.71	6.67
25	Manufacture of Rubber and Plastic Products	4.52	5.68	6.08	5.97	6.21
26	Manufacture of Other Non-Metallic Mineral Products	8.91	8.64	9.7	13.75	12.55
27	Manufacture of Basic Iron and Steel	2.13	2.03	3.08	2.37	3.67
28	Manufacture of Fabricated Metal Products Except Machinery and Equipment	1.43	1.63	2	1.93	2.72
29	Manufacture of Machinery and Equipment N.E.C.	.09	.10	.07	.06	.09
34	Manufacture of Motor Vehicles, Trailers and Semi-Trailers	8.93	4.27	2.51	1.6	-1.23
36	Manufacture of Furniture; Manufacturing N.E.C.	1.77	1.61	2.05	2.27	1.99
	Total	100.00	100.00	100.00	100.00	100.00

* In the national account concept at factor cost

The ratio of cost of energy consumed to total industrial cost by major industrial groups for the period 1992-1996 E.F.Y. is presented in Summary Table 3.7. The figures in this table indicate that, non-metallic mineral products manufacturing, recorded the highest proportion of cost of energy consumed to the total industrial cost, throughout the period under review, exhibiting more than 46.0 percent. This large proportion is mainly due to the high energy requirement by cement and glass and glass products manufacturing establishments. The proportion of cost of energy to

industrial cost for non-metallic industries evidenced a fluctuating trend throughout the period under review. In this respect, the proportion for this industrial group alone ranged from 46.0 to 57.0 percent from 1992-1996 E.F.Y. Following non-metallic mineral products, the highest energy consumption, compared to their industrial cost was observed in manufacture of wood and products of wood. The share for manufacture of wood and products of wood showed a slight increase in 1996 E.F.Y. as compared to 1995 E.F.Y. Nevertheless, the total cost of energy consumed to total industrial cost has shown a decreasing sign for the first time in 1996 E.F.Y.

Summary Table 3.5: Ratio of Imported to Total Consumed Raw Material Costs by Major Industrial Group -

Public and Private 1992 - 1996 E.F.Y (1999/00 - 2003/04)

Division of ISIC Rev. 3	Major Industrial Group	Year (E.F.Y)				
		1992	1993	1994	1995	1996
		Ratio of imported raw material				
15	Manufacture of Food Products and Beverages	.278	.193	.250	.220	.214
16	Manufacture of Tobacco Products	.782	.726	.798	.798	.368
17	Manufacture of Textiles	.314	.242	.259	.290	.311
18	Manufacture of Wearing Apparel, Except Fur Apparel	.174	.070	.099	.257	.163
19	Tanning and Dressing of Leather; Manufacture of Footwear, Luggage and Handbags	.270	.198	.230	.216	.184
20	Manufacture of Wood and Products of Wood and Cork, Except Furniture	.577	.631	.568	.546	.564
21 - 22	Manufacture of Paper, Paper Products and Printing	.524	.593	.732	.754	.712
24	Manufacture of Chemicals and Chemical Products	.737	.770	.772	.732	.779
25	Manufacture of Rubber and Plastic Products	.957	.963	.826	.850	.940
26	Manufacture of Other Non-Metallic Mineral Products	.332	.188	.047	.298	.170
27	Manufacture of Basic Iron and Steel	.983	.992	.992	.992	.990
28	Manufacture of Fabricated Metal Products Except Machinery and Equipment	.819	.873	.899	.890	.850
29	Manufacture of Machinery and Equipment N.E.C.	.582	.405	.945	.923	.942
34	Manufacture of Motor Vehicles, Trailers and Semi-Trailers	.912	.873	.892	.934	.926
36	Manufacture of Furniture; Manufacturing N.E.C.	.427	.353	.416	.423	.442
	Total	.516	.455	.452	.437	.471

The ratio in Summary Table 3.8 depicts the share of value added in gross value of production by major industrial groups. The share of the industrial groups like that of manufacture of tobacco products, tanning and dressing of leather, manufacture of chemical and chemical products, manufacture of rubber and plastic products, manufacture of fabricated metal products, manufacture of machinery and equipment N.E.C and manufacture of furniture recorded an increase, while the ratio of the remaining eight industrial groups declined in 1996 E.F.Y., as

compared to a year before. On the other hand the share of value added in gross value of production for all industrial groups combined, has decreased during the survey year.

**Summary Table 3.6: Per Capita and Ratios of Major Indicators -
Public and Private 1992 - 1996 E.F.Y (1999/00 - 2003/04)**

Major Industrial Group	Year (E.F.Y)				
	1992	1993	1994	1995	1996
	Per Capita				
Wage and Salaries Paid Per Employee	6,337	7,025	7,575	7,913	8,268
Gross Value of Production Per Employee	85,469	90,035	82,454	88,993	103,166
Value Added* Per Employee	23,956	25,270	22,557	25,397	26,937
Operating Surplus Per Employee	17,619	18,245	14,983	17,484	18,669
Value of Fixed Asset Per Employee	54,855	63,743	63,073	64,370	61,790
	Ratio				
Fixed Assets to Gross Value of Production	.642	.708	.765	.723	.599
Cost of Labour to Gross Value of Production	.074	.078	.092	.089	.080
Industrial Costs to Gross Value of Production	.529	.530	.512	.504	.513
Cost of Energy to Gross Value of Production	.040	.048	.048	.055	.055
Value Added* to Gross Value of Production	.280	.281	.274	.285	.261
Operating Surplus to Gross Value of Production	.206	.203	.182	.196	.181
Value Added* to Total Fixed Capital	.437	.396	.358	.395	.436

* In the national account concept at factor cost

The ratio of cost of labour to gross value of production for major industrial groups, which roughly measures, labour productivity, is treated in Summary Table 3.9. It is evident from the data in this table, that, the ratio of cost of labour to gross value of production varies across major industrial groups. In 1996 E.F.Y., the highest and lowest ratios were registered in manufacture of wearing apparel and manufacture of basic iron and steel, respectively. Ratio of cost of labour to gross value of production for all manufacturing industries combined, showed slight fluctuation from year to year during the period under review.

The ratio of operating surplus to gross value of production by major industrial groups and for all manufacturing industrial groups combined is presented in Summary Table 3.10. The share of eight out of fifteen major industrial groups and the overall average exhibited a decrease in 1996 E.F.Y. against that of 1995 E.F.Y. The data further indicate that, manufacture of textiles and manufacture of motor vehicles, trailers and semi-trailers, recorded a negative ratio of operating surplus to gross value of production in 1996 E.F.Y.

Summary Table 3.7: Ratio of Cost of Energy Consumed to Total Industrial Cost by Major Industrial Group - Public and Private 1992 - 1996 E.F.Y (1999/00 - 2003/04)

Division of ISIC Rev. 3	Major Industrial Group	Year (E.F.Y)				
		1992	1993	1994	1995	1996
		Ratio of cost of energy consumed				
15	Manufacture of Food Products and Beverages	.056	.072	.074	.075	.108
16	Manufacture of Tobacco Products	.009	.008	.008	.008	.009
17	Manufacture of Textiles	.122	.125	.141	.104	.092
18	Manufacture of Wearing Apparel, Except Fur Apparel	.025	.057	.030	.022	.019
19	Tanning and Dressing of Leather; Manufacture of Footwear, Luggage and Handbags	.024	.022	.018	.016	.021
20	Manufacture of Wood and Products of Wood and Cork, Except Furniture	.237	.230	.224	.221	.240
21 - 22	Manufacture of Paper, Paper Products and Printing	.041	.063	.055	.054	.054
24	Manufacture of Chemicals and Chemical Products	.028	.041	.035	.037	.040
25	Manufacture of Rubber and Plastic Products	.080	.085	.093	.083	.086
26	Manufacture of Other Non-Metallic Mineral Products	.473	.568	.484	.518	.460
27	Manufacture of Basic Iron and Steel	.036	.012	.022	.024	.014
28	Manufacture of Fabricated Metal Products Except Machinery and Equipment	.075	.053	.063	.070	.054
29	Manufacture of Machinery and Equipment N.E.C.	.053	.040	.064	.037	.022
34	Manufacture of Motor Vehicles, Trailers and Semi-Trailers	.003	.010	.010	.018	.014
36	Manufacture of Furniture; Manufacturing N.E.C.	.020	.028	.023	.020	.026
	Total	.076	.090	.095	.109	.106

Summary Table 3.8: Ratio of Value Added* to Gross Value of Production by Major Industrial Group - Public and Private 1992 - 1996 E.F.Y (1999/00 - 2003/04)

Division of ISIC Rev. 3	Major Industrial Group	Year (E.F.Y)				
		1992	1993	1994	1995	1996
		Ratio of value added* to gross value of production				
15	Manufacture of Food Products and Beverages	.308	.361	.321	.337	.320
16	Manufacture of Tobacco Products	.401	.261	.351	.351	.411
17	Manufacture of Textiles	.221	.201	.162	.142	.126
18	Manufacture of Wearing Apparel, Except Fur Apparel	.239	.244	.246	.317	.244
19	Tanning and Dressing of Leather; Manufacture of Footwear, Luggage and Handbags	.175	.134	.182	.142	.175
20	Manufacture of Wood and Products of Wood and Cork, Except Furniture	.367	.405	.409	.431	.409
21 - 22	Manufacture of Paper, Paper Products and Printing	.385	.365	.337	.328	.288
24	Manufacture of Chemicals and Chemical Products	.252	.212	.230	.256	.261
25	Manufacture of Rubber and Plastic Products	.271	.307	.288	.315	.316
26	Manufacture of Other Non-Metallic Mineral Products	.339	.322	.309	.346	.302
27	Manufacture of Basic Iron and Steel	.206	.119	.150	.160	.137
28	Manufacture of Fabricated Metal Products Except Machinery and Equipment	.281	.255	.271	.228	.258
29	Manufacture of Machinery and Equipment N.E.C.	.351	.411	.263	.162	.179
34	Manufacture of Motor Vehicles, Trailers and Semi-Trailers	.211	.178	.243	.217	-.126
36	Manufacture of Furniture; Manufacturing N.E.C.	.317	.323	.322	.299	.333
	Total	.280	.281	.274	.285	.261

* In the national account concept at factor cost

**Summary Table 3.9: Ratio of Cost of Labour to Gross Value of Production by Major Industrial Group -
Public and Private 1992 - 1996 E.F.Y (1999/00 - 2003/04)**

Division of ISIC Rev. 3	Major Industrial Group	Year (E.F.Y)				
		1992	1993	1994	1995	1996
		Ratio of cost of labour				
15	Manufacture of Food Products and Beverages	.059	.066	.086	.081	.076
16	Manufacture of Tobacco Products	.038	.046	.053	.053	.036
17	Manufacture of Textiles	.185	.162	.177	.153	.154
18	Manufacture of Wearing Apparel, Except Fur Apparel	.243	.295	.290	.294	.242
19	Tanning and Dressing of Leather; Manufacture of Footwear, Luggage and Handbags	.090	.072	.074	.073	.067
20	Manufacture of Wood and Products of Wood and Cork, Except Furniture	.198	.163	.177	.175	.194
21 - 22	Manufacture of Paper, Paper Products and Printing	.123	.125	.122	.125	.099
24	Manufacture of Chemicals and Chemical Products	.062	.059	.073	.077	.064
25	Manufacture of Rubber and Plastic Products	.064	.064	.069	.072	.069
26	Manufacture of Other Non-Metallic Mineral Products	.080	.085	.082	.070	.063
27	Manufacture of Basic Iron and Steel	.050	.035	.037	.051	.028
28	Manufacture of Fabricated Metal Products Except Machinery and Equipment	.133	.129	.124	.121	.100
29	Manufacture of Machinery and Equipment N.E.C.	.199	.181	.174	.129	.084
34	Manufacture of Motor Vehicles, Trailers and Semi-Trailers	.016	.026	.057	.081	.071
36	Manufacture of Furniture; Manufacturing N.E.C.	.171	.189	.181	.134	.170
	Total	.074	.078	.092	.089	.080

Summary Table 3.10: Ratio of Operating Surplus to Gross Value of Production by Major Industrial Group

Public and Private 1992 - 1996 E.F.Y (1999/00 - 2003/04)

Division of ISIC Rev. 3	Major Industrial Group	Year (E.F.Y)				
		1992	1993	1994	1995	1996
		Ratio of operating Surplus				
15	Manufacture of Food Products and Beverages	.248	.295	.235	.257	.244
16	Manufacture of Tobacco Products	.364	.215	.297	.297	.375
17	Manufacture of Textiles	.035	.039	-.015	-.011	-.028
18	Manufacture of Wearing Apparel, Except Fur Apparel	-.005	-.051	-.044	.022	.002
19	Tanning and Dressing of Leather; Manufacture of Footwear, Luggage and Handbags	.085	.063	.108	.069	.109
20	Manufacture of Wood and Products of Wood and Cork, Except Furniture	.168	.243	.231	.257	.216
21 - 22	Manufacture of Paper, Paper Products and Printing	.262	.241	.215	.203	.188
24	Manufacture of Chemicals and Chemical Products	.190	.153	.157	.179	.196
25	Manufacture of Rubber and Plastic Products	.207	.242	.219	.243	.247
26	Manufacture of Other Non-Metallic Mineral Products	.259	.237	.227	.277	.239
27	Manufacture of Basic Iron and Steel	.156	.084	.113	.108	.109
28	Manufacture of Fabricated Metal Products Except Machinery and Equipment	.148	.126	.147	.106	.158
29	Manufacture of Machinery and Equipment N.E.C.	.152	.229	.088	.033	.095
34	Manufacture of Motor Vehicles, Trailers and Semi-Trailers	.195	.152	.186	.136	-.198
36	Manufacture of Furniture; Manufacturing N.E.C.	.146	.134	.141	.165	.164
	Total	.206	.203	.182	.196	.181

Establishments that worked less than 12 months during the reference period were asked to state their reasons for not working the whole year during the reference period and the results are presented in Summary Table 3.11. It can be observed that among the total establishments which operated less than 12 months, during the reference period, 30.9 percent and 23.1 percent indicated that shortage of supply of raw materials and absence of market demand stood as the first and second major reasons, respectively.

In a similar note to the above, establishments which were not working at full capacity were asked to state their reasons for working below capacity during the reference period and the responses are displayed in Summary Table 3.12. Absence of market demand and shortage of supply of raw materials emerged as the first and second major causes for under utilization of capacity.

In a similar way, the data in Summary Table 3.13 depict the first major problems faced by establishments during the survey period. As the data in the table indicate, about 33.6 percent of the establishments reported that the first major current operating difficulty was absence of market demand for their products, followed by shortage of supply of raw materials which were reported by about 26.9 percent of the total establishments.

**FIG. I Gross Value of Production at Current Price by
Ownership 1992 - 1996 E.F.Y (1999/00 - 2003/04)**

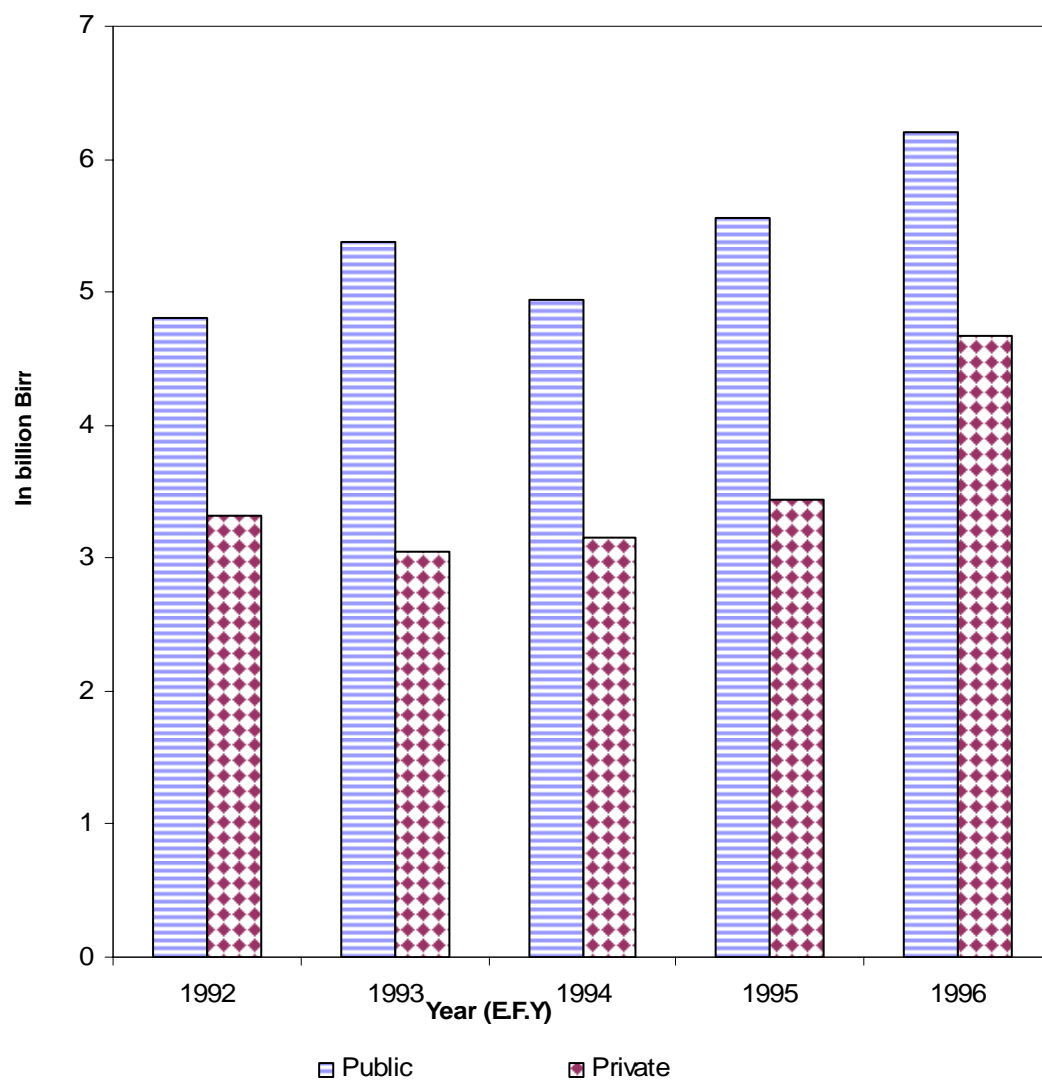


FIG. II Value Added by Ownership
1992 - 1996 E.F.Y (1999/00 - 2003/04)

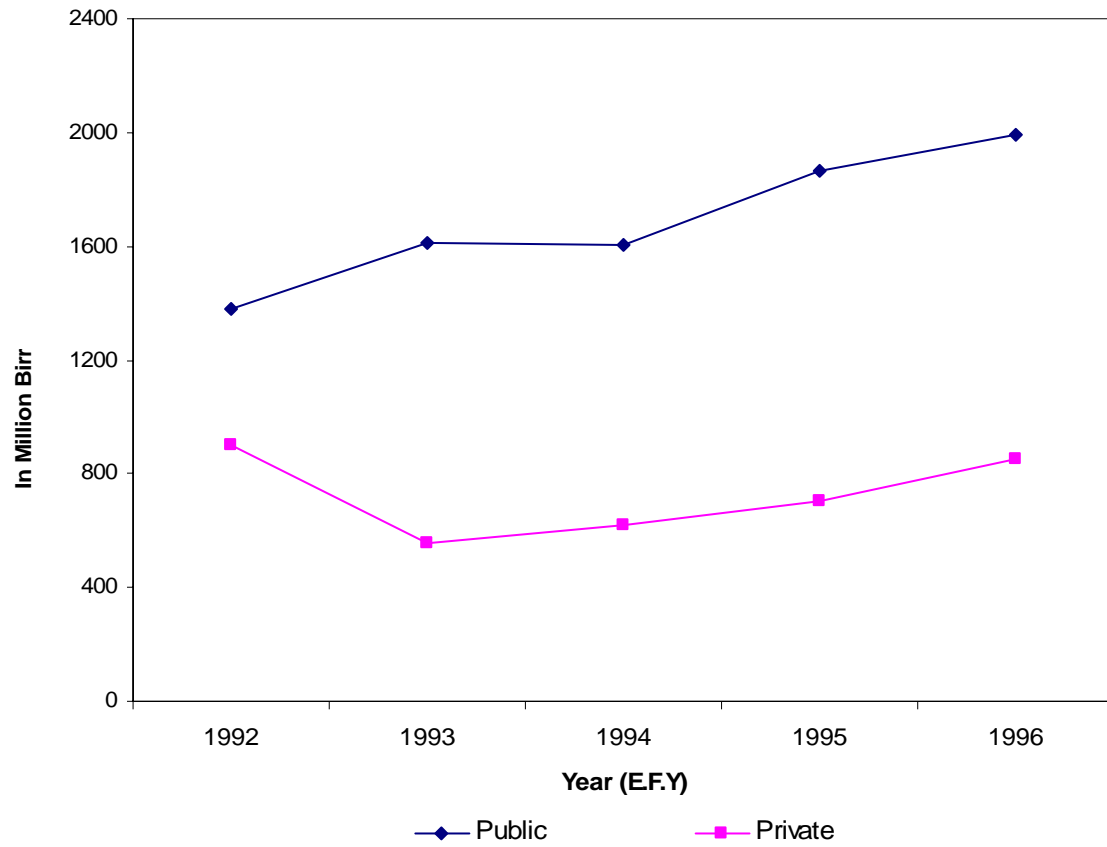
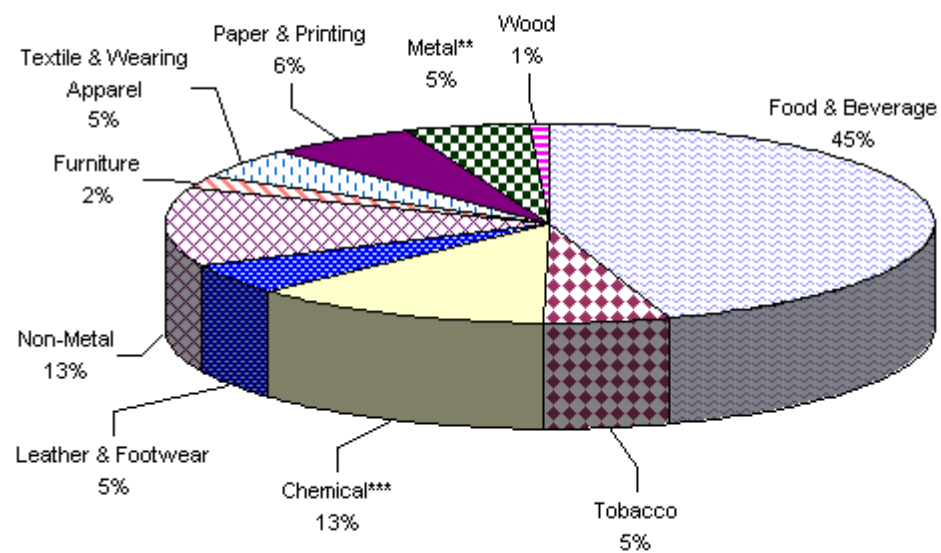


FIG. III Percentage Distribution of Value Added*

by Major Industrial Group 1996 E.F.Y (2003/04)

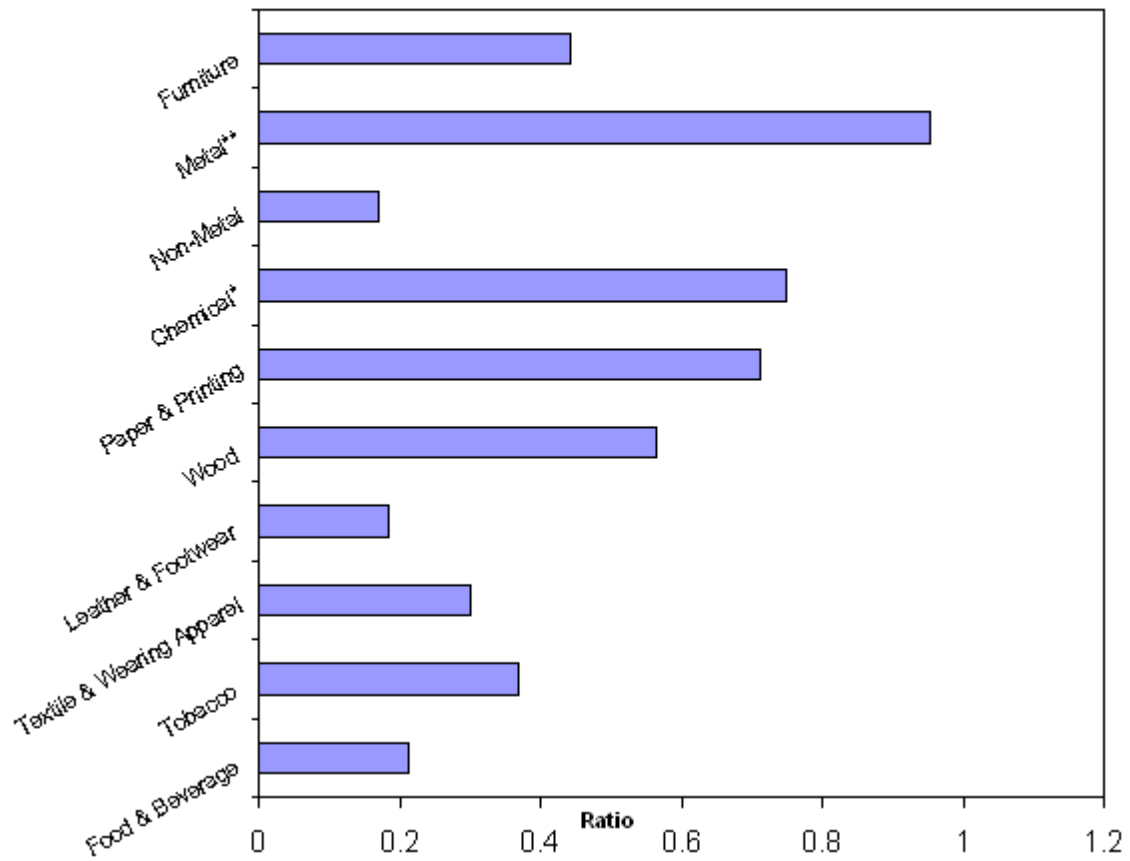


* In the National Account Concept at Factor Cost

** Includes Basic Iron, Fabricated Metal, Machinery and Motor Vehicles

*** Includes Rubber and Plastic

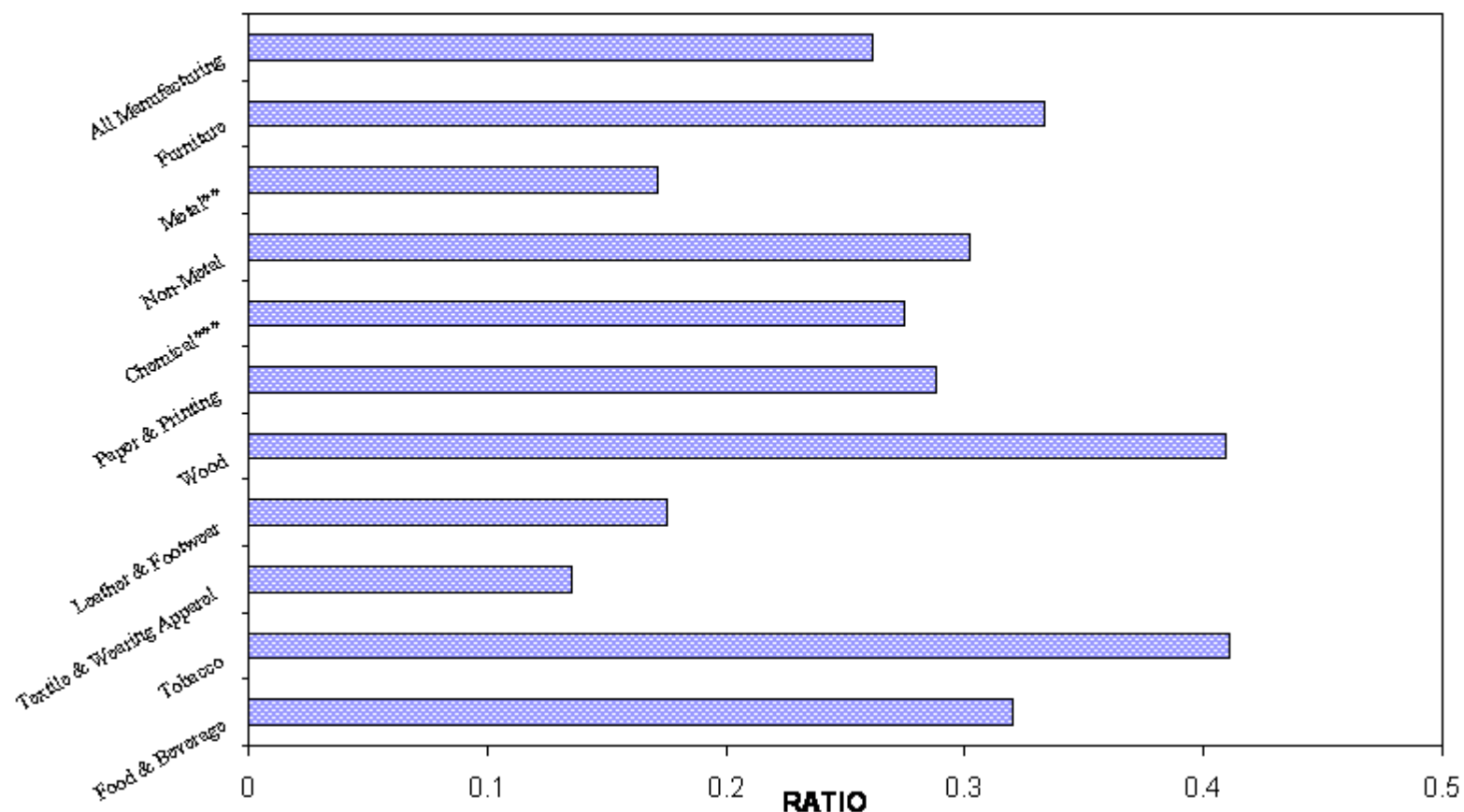
**FIG. IV Ratio of Imported to Total Raw Material Cost
by Major Industrial Group 1996 E.F.Y 2003/04**



* INCLUDES RUBBER AND PLASTICS

** INCLUDES BASIC IRON, FABRICATED METAL, MACHINERY AND MOTOR VEHICLES

**FIG. V - Ratio of Value Added* to Gross Value of Production
1996 E.F.Y (2003/2004)**



* In the National Account Concept at Factor Cost

** Includes Basic Iron, Fabricated Metal, Machinery and Motor Vehicles

*** Includes Rubber and Plastic

FIG. VI - Installed Generating Capacity of Electricity
1992 - 1996 E.F.Y (1999/00 - 2003/04)

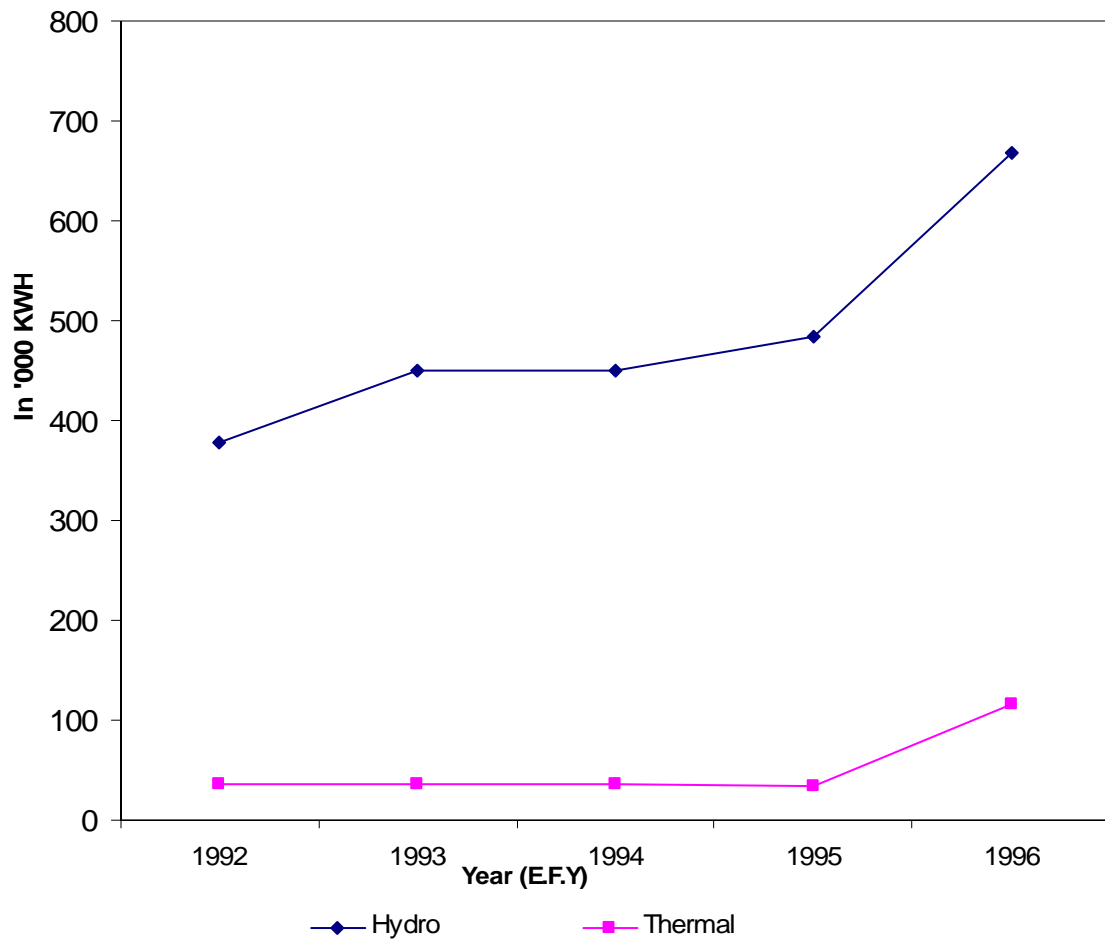
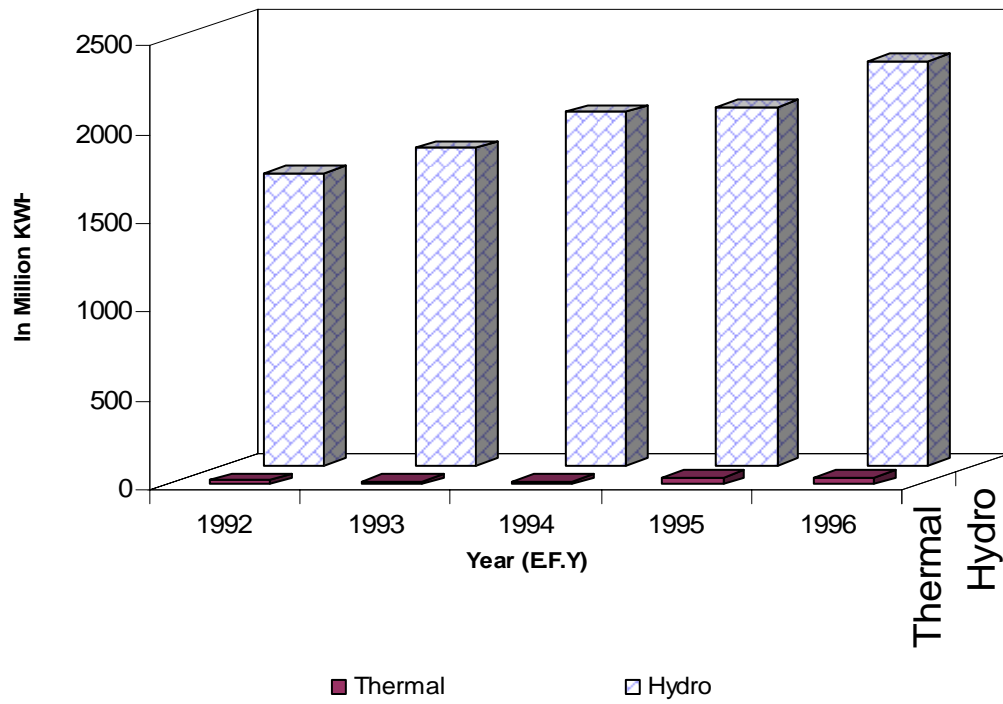


FIG. VII - Production of Electricity
1992 - 1996 E.F.Y (1999/00 - 2003/04)



DISTRIBUTION OF LARGE AND MEDIUM SCALE MANUFACTURING INDUSTRIES BY REGIONAL STATES*
AND INDUSTRIAL GROUP - PUBLIC AND PRIVATE 2003/2004 (1996 E.F.Y)

SUMMARY TABLE - 3.1

I N D U S T R I A L G R O U P	R E G I O N A L S T A T E S										TOTAL	PERCENTAGE
	TIGRAY	AFAR	AMHARA	OROMIYA	SOMALIE	S.N N.P.	GAMBELLA	HARARI	ADDIS ABABA	DIREDAWA		
MANUFACTURE OF FOOD PRODUCTS AND BEVERAGES.....	15	-	31	69	5	12	1	4	174	11	322	29.98
MANUFACTURE OF TOBACCO PRODUCTS	-	-	-	-	-	-	-	-	1	-	1	.09
MANUFACTURE OF TEXTILES	2	2	5	-	-	4	1	-	23	1	38	3.54
MANUFACTURE OF WEARING APPAREL, EXCEPT FUR APPAREL....	2	-	-	1	-	2	-	-	31	1	37	3.45
TANNING AND DRESSING OF LEATHER; MANUFACTURE OF FOOTWEAR, LUGGAGE AND HANDBAGS	3	-	7	9	-	-	-	-	46	-	65	6.05
MANUFACTURE OF WOOD AND OF PRODUCTS OF WOOD AND CORK, EXCEPT FURNITURE	-	-	1	4	-	3	-	-	12	-	20	1.86
MANUFACTURE OF PAPER, PAPER PRODUCTS AND PRINTING	4	-	4	4	-	1	-	1	82	2	98	9.12
MANUFACTURE OF CHEMICALS AND CHEMICAL PRODUCTS.....	1	1	-	8	-	1	-	-	34	1	46	4.28
MANUFACTURE OF RUBBER AND PLASTIC PRODUCTS	-	-	-	7	-	-	-	-	35	-	42	3.91
MANUFACTURE OF OTHER NON-METALLIC MINERAL PRODUCTS ...	13	3	15	25	-	19	-	3	43	2	123	11.45
MANUFACTURE OF BASIC IRON AND STEEL.....	1	-	1	1	-	-	-	-	10	-	13	1.21
MANUFACTURE OF FABRICATED METAL PRODUCTS EXCEPT MACHINERY AND EQUIPMENT	18	-	6	7	-	4	-	-	42	1	78	7.26
MANUFACTURE OF MACHINERY AND EQUIPMENT N.E.C.	-	-	-	-	-	-	-	-	10	1	11	1.02
MANUFACTURE OF MOTOR VEHICLES, TRAILERS & SEMI-TRAILERS	1	-	-	1	-	-	-	-	6	-	8	.74
MANUFACTURE OF FURNITURE; MANUFACTURING N.E.C.	10	-	35	16	1	38	-	6	62	4	172	16.01
T O T A L %	70 6.52	6 .56	105 9.78	152 14.15	6 .56	84 7.82	2 .19	14 1.30	611 56.89	24 2.23	1,074 100.00	100.00

* THE AREAL COVERAGE OF THE SURVEY EXCLUDES BENISHANGUL-GUMUZ REGION, WHERE THERE ARE NO MANUFACTURING ESTABLISHMENTS, THAT FALL WITHIN THE SCOPE OF THE SURVEY

NUMBER OF PERSONS ENGAGED BY MAJOR INDUSTRIAL GROUP - PUBLIC AND PRIVATE
1999/2000 (1992 E.F.Y) - 2003/2004 (1996 E.F.Y)
SUMMARY TABLE - 3.2

I N D U S T R I A L G R O U P	1992	1993	1994	1995	1996
MANUFACTURE OF FOOD PRODUCTS AND BEVERAGES.....	28,547	27,460	29,133	30,840	31,589
MANUFACTURE OF TOBACCO PRODUCTS	854	822	792	792	785
MANUFACTURE OF TEXTILES	23,754	24,296	22,388	21,957	22,914
MANUFACTURE OF WEARING APPAREL, EXCEPT FUR APPAREL....	3,773	3,733	3,716	4,312	3,840
TANNING AND DRESSING OF LEATHER; MANUFACTURE OF FOOTWEAR, LUGGAGE AND HANDBAGS	7,034	7,074	6,757	7,278	7,718
MANUFACTURE OF WOOD AND OF PRODUCTS OF WOOD AND CORK, EXCEPT FURNITURE	1,138	1,035	1,329	1,694	1,639
MANUFACTURE OF PAPER, PAPER PRODUCTS AND PRINTING	5,911	5,533	6,179	6,424	6,955
MANUFACTURE OF CHEMICALS AND CHEMICAL PRODUCTS.....	4,451	4,298	5,079	5,102	5,075
MANUFACTURE OF RUBBER AND PLASTIC PRODUCTS.....	3,157	3,409	4,331	4,429	4,412
MANUFACTURE OF OTHER NON-METALLIC MINERAL PRODUCTS ...	7,349	7,510	8,354	8,049	9,266
MANUFACTURE OF BASIC IRON AND STEEL.....	1,166	1,100	1,449	1,466	1,700
MANUFACTURE OF FABRICATED METAL PRODUCTS EXCEPT MACHINERY AND EQUIPMENT	2,529	2,659	2,808	3,488	3,516
MANUFACTURE OF MACHINERY AND EQUIPMENT N.E.C.	292	177	202	260	267
MANUFACTURE OF MOTOR VEHICLES, TRAILERS & SEMI-TRAILERS	1,735	1,062	1,087	1,021	1,132
MANUFACTURE OF FURNITURE; MANUFACTURING N.E.C.	4,169	4,364	5,382	5,235	5,343
T O T A L	95,859	94,532	98,986	102,347	106,151

NUMBER OF EMPLOYEES BY MAJOR INDUSTRIAL GROUP - PUBLIC AND PRIVATE
1999/2000 (1992 E.F.Y) - 2003/2004 (1996 E.F.Y)
SUMMARY TABLE - 3.3

I N D U S T R I A L G R O U P	1992	1993	1994	1995	1996
MANUFACTURE OF FOOD PRODUCTS AND BEVERAGES.....	28,324	27,260	28,860	30,570	31,359
MANUFACTURE OF TOBACCO PRODUCTS	854	822	792	792	785
MANUFACTURE OF TEXTILES	23,747	24,284	22,373	21,938	22,900
MANUFACTURE OF WEARING APPAREL, EXCEPT FUR APPAREL....	3,752	3,720	3,681	4,278	3,806
TANNING AND DRESSING OF LEATHER; MANUFACTURE OF FOOTWEAR, LUGGAGE AND HANDBAGS	6,989	7,040	6,740	7,232	7,665
MANUFACTURE OF WOOD AND OF PRODUCTS OF WOOD AND CORK, EXCEPT FURNITURE	1,124	1,033	1,313	1,669	1,616
MANUFACTURE OF PAPER, PAPER PRODUCTS AND PRINTING	5,888	5,519	6,142	6,405	6,940
MANUFACTURE OF CHEMICALS AND CHEMICAL PRODUCTS.....	4,438	4,291	5,072	5,094	5,071
MANUFACTURE OF RUBBER AND PLASTIC PRODUCTS.....	3,144	3,401	4,326	4,424	4,410
MANUFACTURE OF OTHER NON-METALLIC MINERAL PRODUCTS ...	7,269	7,328	8,232	7,835	9,138
MANUFACTURE OF BASIC IRON AND STEEL.....	1,164	1,100	1,448	1,466	1,699
MANUFACTURE OF FABRICATED METAL PRODUCTS EXCEPT MACHINERY AND EQUIPMENT	2,482	2,477	2,740	3,412	3,453
MANUFACTURE OF MACHINERY AND EQUIPMENT N.E.C.	275	172	190	244	256
MANUFACTURE OF MOTOR VEHICLES, TRAILERS & SEMI-TRAILERS	1,729	1,060	1,082	1,019	1,130
MANUFACTURE OF FURNITURE; MANUFACTURING N.E.C.	3,979	4,230	5,145	5,026	5,153
T O T A L	95,158	93,737	98,136	101,404	105,381

PERCENTAGE DISTRIBUTION OF VALUE ADDED* BY INDUSTRIAL GROUP - PUBLIC AND PRIVATE
1999/2000 (1992 E.F.Y) - 2003/2004 (1996 E.F.Y)
SUMMARY TABLE 3.4

I N D U S T R I A L G R O U P	1992	1993	1994	1995	1996
MANUFACTURE OF FOOD PRODUCTS AND BEVERAGES.....	45.03	50.82	45.41	46.88	45.00
MANUFACTURE OF TOBACCO PRODUCTS	4.60	2.76	4.07	3.50	5.27
MANUFACTURE OF TEXTILES	5.84	5.94	4.94	4.15	4.23
MANUFACTURE OF WEARING APPAREL, EXCEPT FUR APPAREL....	.66	.57	.64	.90	.74
TANNING AND DRESSING OF LEATHER; MANUFACTURE OF FOOTWEAR, LUGGAGE AND HANDBAGS	4.54	4.76	6.80	4.37	5.02
MANUFACTURE OF WOOD AND OF PRODUCTS OF WOOD AND CORK, EXCEPT FURNITURE55	.69	.76	1.03	.84
MANUFACTURE OF PAPER, PAPER PRODUCTS AND PRINTING	5.82	5.85	6.57	5.53	6.21
MANUFACTURE OF CHEMICALS AND CHEMICAL PRODUCTS.....	5.17	4.64	5.33	5.71	6.67
MANUFACTURE OF RUBBER AND PLASTIC PRODUCTS.....	4.52	5.68	6.08	5.97	6.21
MANUFACTURE OF OTHER NON-METALLIC MINERAL PRODUCTS ...	8.91	8.64	9.70	13.75	12.55
MANUFACTURE OF BASIC IRON AND STEEL.....	2.13	2.03	3.08	2.37	3.67
MANUFACTURE OF FABRICATED METAL PRODUCTS EXCEPT MACHINERY AND EQUIPMENT	1.43	1.63	2.00	1.93	2.72
MANUFACTURE OF MACHINERY AND EQUIPMENT N.E.C.09	.10	.07	.06	.09
MANUFACTURE OF MOTOR VEHICLES, TRAILERS & SEMI-TRAILERS	8.93	4.27	2.51	1.60	-1.23
MANUFACTURE OF FURNITURE; MANUFACTURING N.E.C.	1.77	1.61	2.05	2.27	1.99
T O T A L	100.00	100.00	100.00	100.00	100.00

* IN THE NATIONAL ACCOUNT CONCEPT AT FACTOR COST

RATIO OF IMPORTED TO TOTAL CONSUMED RAW MATERIAL COSTS BY INDUSTRIAL GROUP - PUBLIC AND PRIVATE
1999/2000 (1992 E.F.Y) - 2003/2004 (1996 E.F.Y)
SUMMARY TABLE 3.5

I N D U S T R I A L G R O U P	1992	1993	1994	1995	1996
MANUFACTURE OF FOOD PRODUCTS AND BEVERAGES.....	.278	.193	.250	.220	.214
MANUFACTURE OF TOBACCO PRODUCTS782	.726	.798	.798	.368
MANUFACTURE OF TEXTILES314	.242	.259	.290	.311
MANUFACTURE OF WEARING APPAREL, EXCEPT FUR APPAREL....	.174	.070	.099	.257	.163
TANNING AND DRESSING OF LEATHER; MANUFACTURE OF FOOTWEAR, LUGGAGE AND HANDBAGS270	.198	.230	.216	.184
MANUFACTURE OF WOOD AND OF PRODUCTS OF WOOD AND CORK, EXCEPT FURNITURE577	.631	.568	.546	.564
MANUFACTURE OF PAPER, PAPER PRODUCTS AND PRINTING524	.593	.732	.754	.712
MANUFACTURE OF CHEMICALS AND CHEMICAL PRODUCTS.....	.737	.770	.772	.732	.779
MANUFACTURE OF RUBBER AND PLASTIC PRODUCTS.....	.957	.963	.826	.850	.940
MANUFACTURE OF OTHER NON-METALLIC MINERAL PRODUCTS332	.188	.047	.298	.170
MANUFACTURE OF BASIC IRON AND STEEL.....	.983	.992	.992	.992	.990
MANUFACTURE OF FABRICATED METAL PRODUCTS EXCEPT MACHINERY AND EQUIPMENT819	.873	.899	.890	.850
MANUFACTURE OF MACHINERY AND EQUIPMENT N.E.C.582	.405	.945	.923	.942
MANUFACTURE OF MOTOR VEHICLES,TRAILERS & SEMI-TRAILERS	.912	.873	.892	.934	.926
MANUFACTURE OF FURNITURE; MANUFACTURING N.E.C.427	.353	.416	.423	.442
T O T A L	.516	.455	.452	.437	.471

PER CAPITAL AND RATIOS OF MAJOR INDICATORS - PUBLIC AND PRIVATE
1999/2000 (1992 E.F.Y) - 2003/2004 (1996 E.F.Y)
SUMMARY TABLE 3.6

PER CAPITA / RATIO	1992	1993	1994	1995	1996
PER CAPITA :					
WAGE AND SALARIES PAID PER EMPLOYEE	6,337	7,025	7,575	7,913	8,268
GROSS VALUE OF PRODUCTION PER EMPLOYEE	85,469	90,035	82,454	88,993	103,166
VALUE ADDED * PER EMPLOYEE	23,956	25,270	22,557	25,397	26,937
OPERATING SURPLUS PER EMPLOYEE	17,619	18,245	14,983	17,484	18,669
VALUE OF FIXED ASSET PER EMPLOYEE	54,855	63,743	63,073	64,370	61,790
RATIO OF					
FIXED ASSETS TO GROSS VALUE OF PRODUCTION	.642	.708	.765	.723	.599
COST OF LABOUR TO GROSS VALUE OF PRODUCTION	.074	.078	.092	.089	.080
INDUSTRIAL COSTS TO GROSS VALUE OF PRODUCTION	.529	.530	.512	.504	.513
COST OF ENERGY TO GROSS VALUE OF PRODUCTION	.040	.048	.048	.055	.055
VALUE ADDED* TO GROSS VALUE OF PRODUCTION	.280	.281	.274	.285	.261
OPERATING SURPLUS TO GROSS VALUE OF PRODUCTION	.206	.203	.182	.196	.181
VALUE ADDED* TO TOTAL FIXED CAPITAL	.437	.396	.358	.395	.436

* IN THE NATIONAL ACCOUNT CONCEPT AT FACTOR COST

RATIO OF COST OF ENERGY CONSUMED TO TOTAL INDUSTRIAL COST BY INDUSTRIAL GROUP - PUBLIC AND PRIVATE
1999/2000 (1992 E.F.Y) - 2003/2004 (1996 E.F.Y)
SUMMARY TABLE 3.7

I N D U S T R I A L G R O U P	1992	1993	1994	1995	1996
MANUFACTURE OF FOOD PRODUCTS AND BEVERAGES.....	.056	.072	.074	.075	.108
MANUFACTURE OF TOBACCO PRODUCTS009	.008	.008	.008	.009
MANUFACTURE OF TEXTILES122	.125	.141	.104	.092
MANUFACTURE OF WEARING APPAREL, EXCEPT FUR APPAREL....	.025	.057	.030	.022	.019
TANNING AND DRESSING OF LEATHER; MANUFACTURE OF FOOTWEAR, LUGGAGE AND HANDBAGS024	.022	.018	.016	.021
MANUFACTURE OF WOOD AND OF PRODUCTS OF WOOD AND CORK, EXCEPT FURNITURE237	.230	.224	.221	.240
MANUFACTURE OF PAPER, PAPER PRODUCTS AND PRINTING041	.063	.055	.054	.054
MANUFACTURE OF CHEMICALS AND CHEMICAL PRODUCTS.....	.028	.041	.035	.037	.040
MANUFACTURE OF RUBBER AND PLASTIC PRODUCTS.....	.080	.085	.093	.083	.086
MANUFACTURE OF OTHER NON-METALLIC MINERAL PRODUCTS473	.568	.484	.518	.460
MANUFACTURE OF BASIC IRON AND STEEL.....	.036	.012	.022	.024	.014
MANUFACTURE OF FABRICATED METAL PRODUCTS EXCEPT MACHINERY AND EQUIPMENT075	.053	.063	.070	.054
MANUFACTURE OF MACHINERY AND EQUIPMENT N.E.C.053	.040	.064	.037	.022
MANUFACTURE OF MOTOR VEHICLES, TRAILERS & SEMI-TRAILERS	.003	.010	.010	.018	.014
MANUFACTURE OF FURNITURE; MANUFACTURING N.E.C.020	.028	.023	.020	.026
T O T A L	.076	.090	.095	.109	.106

RATIO OF VALUE ADDED* TO GROSS VALUE OF PRODUCTION BY INDUSTRIAL GROUP - PUBLIC AND PRIVATE
1999/2000 (1992 E.F.Y) - 2003/2004 (1996 E.F.Y)
SUMMARY TABLE 3.8

I N D U S T R I A L G R O U P	1992	1993	1994	1995	1996
MANUFACTURE OF FOOD PRODUCTS AND BEVERAGES.....	.308	.361	.321	.337	.320
MANUFACTURE OF TOBACCO PRODUCTS401	.261	.351	.351	.411
MANUFACTURE OF TEXTILES221	.201	.162	.142	.126
MANUFACTURE OF WEARING APPAREL, EXCEPT FUR APPAREL....	.239	.244	.246	.317	.244
TANNING AND DRESSING OF LEATHER; MANUFACTURE OF FOOTWEAR, LUGGAGE AND HANDBAGS175	.134	.182	.142	.175
MANUFACTURE OF WOOD AND OF PRODUCTS OF WOOD AND CORK, EXCEPT FURNITURE367	.405	.409	.431	.409
MANUFACTURE OF PAPER, PAPER PRODUCTS AND PRINTING385	.365	.337	.328	.288
MANUFACTURE OF CHEMICALS AND CHEMICAL PRODUCTS.....	.252	.212	.230	.256	.261
MANUFACTURE OF RUBBER AND PLASTIC PRODUCTS.....	.271	.307	.288	.315	.316
MANUFACTURE OF OTHER NON-METALLIC MINERAL PRODUCTS339	.322	.309	.346	.302
MANUFACTURE OF BASIC IRON AND STEEL.....	.206	.119	.150	.160	.137
MANUFACTURE OF FABRICATED METAL PRODUCTS EXCEPT MACHINERY AND EQUIPMENT281	.255	.271	.228	.258
MANUFACTURE OF MACHINERY AND EQUIPMENT N.E.C.351	.411	.263	.162	.179
MANUFACTURE OF MOTOR VEHICLES,TRAILERS & SEMI-TRAILERS	.211	.178	.243	.217	-.126
MANUFACTURE OF FURNITURE; MANUFACTURING N.E.C.317	.323	.322	.299	.333
T O T A L	.280	.281	.274	.285	.261

* IN THE NATIONAL ACCOUNT CONCEPT AT FACTOR COST

RATIO OF COST OF LABOUR TO GROSS VALUE OF PRODUCTION BY INDUSTRIAL GROUP - PUBLIC AND PRIVATE
1999/2000 (1992 E.F.Y) - 2003/2004 (1996 E.F.Y)
SUMMARY TABLE 3.9

I N D U S T R I A L G R O U P	1992	1993	1994	1995	1996
MANUFACTURE OF FOOD PRODUCTS AND BEVERAGES.....	.059	.066	.086	.081	.076
MANUFACTURE OF TOBACCO PRODUCTS038	.046	.053	.053	.036
MANUFACTURE OF TEXTILES185	.162	.177	.153	.154
MANUFACTURE OF WEARING APPAREL, EXCEPT FUR APPAREL....	.243	.295	.290	.294	.242
TANNING AND DRESSING OF LEATHER; MANUFACTURE OF FOOTWEAR, LUGGAGE AND HANDBAGS090	.072	.074	.073	.067
MANUFACTURE OF WOOD AND OF PRODUCTS OF WOOD AND CORK, EXCEPT FURNITURE198	.163	.177	.175	.194
MANUFACTURE OF PAPER, PAPER PRODUCTS AND PRINTING123	.125	.122	.125	.099
MANUFACTURE OF CHEMICALS AND CHEMICAL PRODUCTS.....	.062	.059	.073	.077	.064
MANUFACTURE OF RUBBER AND PLASTIC PRODUCTS.....	.064	.064	.069	.072	.069
MANUFACTURE OF OTHER NON-METALLIC MINERAL PRODUCTS080	.085	.082	.070	.063
MANUFACTURE OF BASIC IRON AND STEEL.....	.050	.035	.037	.051	.028
MANUFACTURE OF FABRICATED METAL PRODUCTS EXCEPT MACHINERY AND EQUIPMENT133	.129	.124	.121	.100
MANUFACTURE OF MACHINERY AND EQUIPMENT N.E.C.199	.181	.174	.129	.084
MANUFACTURE OF MOTOR VEHICLES, TRAILERS & SEMI-TRAILERS	.016	.026	.057	.081	.071
MANUFACTURE OF FURNITURE; MANUFACTURING N.E.C.171	.189	.181	.134	.170
T O T A L	.074	.078	.092	.089	.080

RATIO OF OPERATIONG SURPLUS TO GROSS VALUE OF PRODUCTION BY INDUSTRIAL GROUP - PUBLIC AND PRIVATE
1999/2000 (1992 E.F.Y) - 2003/2004 (1996 E.F.Y)
SUMMARY TABLE 3.10

I N D U S T R I A L G R O U P	1992	1993	1994	1995	1996
MANUFACTURE OF FOOD PRODUCTS AND BEVERAGES.....	.248	.295	.235	.257	.244
MANUFACTURE OF TOBACCO PRODUCTS364	.215	.297	.297	.375
MANUFACTURE OF TEXTILES035	.039	-.015	-.011	-.028
MANUFACTURE OF WEARING APPAREL, EXCEPT FUR APPAREL....	-.005	-.051	-.044	.022	.002
TANNING AND DRESSING OF LEATHER; MANUFACTURE OF FOOTWEAR, LUGGAGE AND HANDBAGS085	.063	.108	.069	.109
MANUFACTURE OF WOOD AND OF PRODUCTS OF WOOD AND CORK, EXCEPT FURNITURE168	.243	.231	.257	.216
MANUFACTURE OF PAPER, PAPER PRODUCTS AND PRINTING262	.241	.215	.203	.188
MANUFACTURE OF CHEMICALS AND CHEMICAL PRODUCTS.....	.190	.153	.157	.179	.196
MANUFACTURE OF RUBBER AND PLASTIC PRODUCTS.....	.207	.242	.219	.243	.247
MANUFACTURE OF OTHER NON-METALLIC MINERAL PRODUCTS259	.237	.227	.277	.239
MANUFACTURE OF BASIC IRON AND STEEL.....	.156	.084	.113	.108	.109
MANUFACTURE OF FABRICATED METAL PRODUCTS EXCEPT MACHINERY AND EQUIPMENT148	.126	.147	.106	.158
MANUFACTURE OF MACHINERY AND EQUIPMENT N.E.C.152	.229	.088	.033	.095
MANUFACTURE OF MOTOR VEHICLES,TRAILERS & SEMI-TRAILERS	.195	.152	.186	.136	-.198
MANUFACTURE OF FURNITURE; MANUFACTURING N.E.C.146	.134	.141	.165	.164
T O T A L	.206	.203	.182	.196	.181

PERCENTAGE DISTRIBUTION OF ESTABLISHMENTS BY FIRST MAJOR REASON FOR NOT BEING FULLY OPERATIONAL
AND INDUSTRIAL GROUP - PUBLIC AND PRIVATE 2003/2004 (1996 E.F.Y)
SUMMARY TABLE 3.11

I N D U S T R I A L G R O U P	T Y P E O F R E A S O N S										
	SHORTAGE OF SUPPLY OF RAW MATERIALS	SHORTAGE OF SUPPLY OF SPARE PARTS	LACK OF FOREIGN EXCHANGE	ABSENCE OF MARKET DEMAND	LACK OF WORKING CAPITAL	SHORTAGE OF ELECTRICITY AND WATER SUPPLY	FREQUENT MACHINERY BREAKAGE	OBSTACLES FROM GOV. RULES AND REGULATIONS	OTHERS	NOT STATED	TOTAL
MANUFACTURE OF FOOD PRODUCTS AND BEVERAGES.....	23	2	-	34	2	1	9	6	9	12	98
MANUFACTURE OF TOBACCO PRODUCTS	-	-	-	-	-	-	-	-	1	-	1
MANUFACTURE OF TEXTILES	6	1	-	2	1	-	1	-	1	-	12
MANUFACTURE OF WEARING APPAREL, EXCEPT FUR APPAREL....	1	-	-	1	2	-	-	-	1	1	6
TANNING AND DRESSING OF LEATHER; MANUFACTURE OF FOOTWEAR, LUGGAGE AND HANDBAGS	4	-	-	11	2	2	-	-	2	3	24
MANUFACTURE OF WOOD AND OF PRODUCTS OF WOOD AND CORK, EXCEPT FURNITURE	6	-	-	-	-	-	1	-	-	1	8
MANUFACTURE OF PAPER, PAPER PRODUCTS AND PRINTING	1	-	-	1	-	1	1	1	-	2	7
MANUFACTURE OF CHEMICALS AND CHEMICAL PRODUCTS.....	3	-	-	4	1	-	-	-	2	2	12
MANUFACTURE OF RUBBER AND PLASTIC PRODUCTS.....	1	-	-	1	1	-	-	-	-	5	8
MANUFACTURE OF OTHER NON-METALLIC MINERAL PRODUCTS ...	35	1	-	16	-	4	3	1	4	5	69
MANUFACTURE OF BASIC IRON AND STEEL.....	-	-	-	-	-	-	-	-	-	2	2
MANUFACTURE OF FABRICATED METAL PRODUCTS EXCEPT MACHINERY AND EQUIPMENT	4	-	-	1	1	2	-	3	2	-	13
MANUFACTURE OF MACHINERY AND EQUIPMENT N.E.C.	-	-	-	-	-	-	-	-	-	-	-
MANUFACTURE OF MOTOR VEHICLES, TRAILERS & SEMI-TRAILERS	1	-	-	1	-	-	-	-	-	-	2
MANUFACTURE OF FURNITURE; MANUFACTURING N.E.C.	8	-	-	12	1	3	-	1	5	7	37
T O T A L	93	4	-	84	11	13	15	12	27	40	299
%	31.10	1.34	-	28.09	3.68	4.35	5.02	4.01	9.03	13.38	100.00

PERCENTAGE DISTRIBUTION OF ESTABLISHMENTS BY FIRST REASON FOR NOT WORKING AT FULL CAPACITY
AND INDUSTRIAL GROUP - PUBLIC AND PRIVATE 2003/2004 (1996 E.F.Y)

SUMMARY TABLE 3.12

I N D U S T R I A L G R O U P	T Y P E O F R E A S O N S								
	SHORTAGE OF SUPPLY OF RAW MATERIALS	SHORTAGE OF SUPPLY OF SPARE PARTS	ABSENCE OF MARKET DEMAND	ABSENCE OF CREDIT FACILITY	SHORTAGE OF FOREIGN EXCHANGE	LACK OF ADEQUATE SKILLS	OTHERS	NOT STATED	TOTAL
MANUFACTURE OF FOOD PRODUCTS AND BEVERAGES.....	71	8	155	11	8	4	16	18	291
MANUFACTURE OF TOBACCO PRODUCTS	-	-	1	-	-	-	-	-	1
MANUFACTURE OF TEXTILES	15	3	11	5	2	1	-	1	38
MANUFACTURE OF WEARING APPAREL, EXCEPT FUR APPAREL....	12	1	10	7	-	3	1	1	35
TANNING AND DRESSING OF LEATHER; MANUFACTURE OF FOOTWEAR, LUGGAGE AND HANDBAGS	19	-	28	6	2	-	2	6	63
MANUFACTURE OF WOOD AND OF PRODUCTS OF WOOD AND CORK, EXCEPT FURNITURE	8	-	5	-	5	1	-	1	20
MANUFACTURE OF PAPER, PAPER PRODUCTS AND PRINTING	18	1	44	-	4	-	3	5	75
MANUFACTURE OF CHEMICALS AND CHEMICAL PRODUCTS.....	16	1	11	4	3	-	1	5	41
MANUFACTURE OF RUBBER AND PLASTIC PRODUCTS.....	15	1	10	1	-	1	1	6	35
MANUFACTURE OF OTHER NON-METALLIC MINERAL PRODUCTS ...	58	3	33	6	6	-	2	8	116
MANUFACTURE OF BASIC IRON AND STEEL.....	4	-	2	2	3	-	-	1	12
MANUFACTURE OF FABRICATED METAL PRODUCTS EXCEPT MACHINERY AND EQUIPMENT	15	2	39	7	-	-	5	5	73
MANUFACTURE OF MACHINERY AND EQUIPMENT N.E.C.	-	1	7	3	-	-	-	-	11
MANUFACTURE OF MOTOR VEHICLES, TRAILERS & SEMI-TRAILERS	2	-	4	-	-	-	-	-	6
MANUFACTURE OF FURNITURE; MANUFACTURING N.E.C.	28	1	69	18	3	1	13	17	150
T O T A L	281	22	429	70	36	11	44	74	967
%	29.06	2.28	44.36	7.24	3.72	1.14	4.55	7.65	100.00

PERCENTAGE DISTRIBUTION OF ESTABLISHMENTS BY TYPE OF FIRST MAJOR OPERATIONAL
PROBLEM FACED AND INDUSTRIAL GROUP - PUBLIC AND PRIVATE 2003/2004 (1996 E.F.Y)

SUMMARY TABLE 3.13

I N D U S T R I A L G R O U P	T Y P E O F R E A S O N S												
	SHORTAGE OF SUPPLY OF RAW MATERIALS	SHORTAGE OF SUPPLY OF SPARE PARTS	UNABLE TO COMPETE THE MARKET	ABSENCE OF MARKET DEMAND	LACK OF WORKING CAPITAL	FREQUENT MACHINERY FAILURE	LACK OF WORKING PREMISES	PROBLEM WITH EMPLOYEES	GOVERNMENT RULES AND REG- ULATIONS	OTHER PROBLEMS	NO PROBLEM FACED	NOT STATED	TOTAL
MANUFACTURE OF FOOD PRODUCTS AND BEVERAGES.....	74	7	26	121	12	8	3	8	12	18	30	-	319
MANUFACTURE OF TOBACCO PRODUCTS	-	-	-	1	-	-	-	-	-	-	-	-	1
MANUFACTURE OF TEXTILES	12	5	2	11	4	2	-	-	-	1	1	-	38
MANUFACTURE OF WEARING APPAREL, EXCEPT FUR APPAREL....	8	2	1	10	8	-	-	1	3	3	1	-	37
TANNING AND DRESSING OF LEATHER; MANUFACTURE OF FOOTWEAR, LUGGAGE AND HANDBAGS	23	3	7	18	4	1	1	-	2	2	2	-	63
MANUFACTURE OF WOOD AND OF PRODUCTS OF WOOD AND CORK, EXCEPT FURNITURE	8	2	1	7	-	1	-	-	-	1	-	-	20
MANUFACTURE OF PAPER, PAPER PRODUCTS AND PRINTING	21	1	6	33	2	12	2	1	4	4	8	-	94
MANUFACTURE OF CHEMICALS AND CHEMICAL PRODUCTS.....	12	1	4	12	4	2	1	-	1	1	3	-	41
MANUFACTURE OF RUBBER AND PLASTIC PRODUCTS.....	12	2	3	11	3	1	-	1	1	3	2	-	39
MANUFACTURE OF OTHER NON-METALLIC MINERAL PRODUCTS ...	52	4	4	34	3	9	1	1	5	6	1	-	120
MANUFACTURE OF BASIC IRON AND STEEL.....	7	-	-	-	1	3	-	-	-	1	1	-	13
MANUFACTURE OF FABRICATED METAL PRODUCTS EXCEPT MACHINERY AND EQUIPMENT	11	-	5	24	12	1	2	1	7	2	8	-	73
MANUFACTURE OF MACHINERY AND EQUIPMENT N.E.C.	1	-	-	7	2	-	-	1	-	-	-	-	11
MANUFACTURE OF MOTOR VEHICLES,TRAILERS & SEMI-TRAILERS	2	-	2	3	-	-	-	-	-	-	-	-	7
MANUFACTURE OF FURNITURE; MANUFACTURING N.E.C.	38	-	10	59	22	3	8	2	7	12	7	-	168
T O T A L	281	27	71	351	77	43	18	16	42	54	64	-	1,044
%	26.92	2.59	6.80	33.62	7.38	4.12	1.72	1.53	4.02	5.17	6.13	-	100.00

COVERAGE OF THE SURVEY BY MAJOR INDUSTRIAL GROUP
2003/2004 (1996 E.F.Y)
TABLE 4.1

I N D U S T R I A L G R O U P	N° OF ESTABLISHMENTS COVERED BY THE REPORT			N° OF ESTABLISHMENTS WITH RESPONSES			PERCENTAGE OF RESPONSES		
	PUBLIC	PRIVATE	TOTAL	PUBLIC	PRIVATE	TOTAL	PUBLIC	PRIVATE	TOTAL
MANUFACTURE OF FOOD PRODUCTS AND BEVERAGES.....	43	279	322	42	253	295	97.67	90.68	91.61
MANUFACTURE OF TOBACCO PRODUCTS	1	-	1	1	-	1	100.00	-	100.00
MANUFACTURE OF TEXTILES	19	19	38	19	12	31	100.00	63.16	81.58
MANUFACTURE OF WEARING APPAREL, EXCEPT FUR APPAREL....	4	33	37	4	22	26	100.00	66.67	70.27
TANNING AND DRESSING OF LEATHER; MANUFACTURE OF FOOTWEAR, LUGGAGE AND HANDBAGS	8	57	65	8	48	56	100.00	84.21	86.15
MANUFACTURE OF WOOD AND OF PRODUCTS OF WOOD AND CORK, EXCEPT FURNITURE	7	13	20	6	8	14	85.71	61.54	70.00
MANUFACTURE OF PAPER, PAPER PRODUCTS AND PRINTING	14	84	98	14	69	83	100.00	82.14	84.69
MANUFACTURE OF CHEMICALS AND CHEMICAL PRODUCTS.....	13	33	46	13	32	45	100.00	96.97	97.83
MANUFACTURE OF RUBBER AND PLASTIC PRODUCTS... ..	4	38	42	4	38	42	100.00	100.00	100.00
MANUFACTURE OF OTHER NON-METALLIC MINERAL PRODUCTS ...	17	106	123	17	95	112	100.00	89.62	91.06
MANUFACTURE OF BASIC IRON AND STEEL.....	3	10	13	3	10	13	100.00	100.00	100.00
MANUFACTURE OF FABRICATED METAL PRODUCTS EXCEPT MACHINERY AND EQUIPMENT	6	72	78	6	66	72	100.00	91.67	92.31
MANUFACTURE OF MACHINERY AND EQUIPMENT N.E.C.	-	11	11	-	8	8	-	72.73	72.73
MANUFACTURE OF MOTOR VEHICLES, TRAILERS & SEMI-TRAILERS	2	6	8	2	5	7	100.00	83.33	87.50
MANUFACTURE OF FURNITURE; MANUFACTURING N.E.C.	10	162	172	10	147	157	100.00	90.74	91.28
T O T A L	151	923	1,074	149	813	962	98.68	88.08	89.57

COVERAGE OF THE SURVEY BY MAJOR INDUSTRIAL GROUP
2003/2004 (1996 E.F.Y)

TABLE 4.1 (CONTD.)

I N D U S T R I A L G R O U P	VALUE ADDED AT FACTOR COST - NATIONAL ACCOUNT CONCEPT (IN '000 BIRR)								
	PUBLIC	PRIVATE	TOTAL	OF WHICH ESTABLISHMENTS WITH RESPONSES			PERCENTAGE OF RESPONSES		
				PUBLIC	PRIVATE	TOTAL	PUBLIC	PRIVATE	TOTAL
MANUFACTURE OF FOOD PRODUCTS AND BEVERAGES.....	1,492,793	537,216	2,030,009	1,492,199	463,875	1,956,074	99.96	86.35	96.36
MANUFACTURE OF TOBACCO PRODUCTS	241,003	-	241,003	241,003	-	241,003	100.00	-	100.00
MANUFACTURE OF TEXTILES	170,330	68,556	238,886	170,330	60,957	231,287	100.00	88.92	96.82
MANUFACTURE OF WEARING APPAREL, EXCEPT FUR APPAREL....	8,876	26,128	35,004	8,876	16,753	25,628	100.00	64.12	73.22
TANNING AND DRESSING OF LEATHER; MANUFACTURE OF FOOTWEAR, LUGGAGE AND HANDBAGS	81,513	107,646	189,159	81,513	97,386	178,899	100.00	90.47	94.58
MANUFACTURE OF WOOD AND OF PRODUCTS OF WOOD AND CORK, EXCEPT FURNITURE	29,989	1,255	31,244	22,513	1,027	23,540	75.07	81.86	75.34
MANUFACTURE OF PAPER, PAPER PRODUCTS AND PRINTING	166,995	81,997	248,991	166,995	78,758	245,752	100.00	96.05	98.70
MANUFACTURE OF CHEMICALS AND CHEMICAL PRODUCTS.....	135,139	124,091	259,230	135,139	123,210	258,349	100.00	99.29	99.66
MANUFACTURE OF RUBBER AND PLASTIC PRODUCTS.....	118,147	129,219	247,366	118,147	129,219	247,366	100.00	100.00	100.00
MANUFACTURE OF OTHER NON-METALLIC MINERAL PRODUCTS ...	392,722	111,079	503,801	392,722	110,372	503,094	100.00	99.36	99.86
MANUFACTURE OF BASIC IRON AND STEEL.....	95,397	107,253	202,650	95,397	107,253	202,650	100.00	100.00	100.00
MANUFACTURE OF FABRICATED METAL PRODUCTS EXCEPT MACHINERY AND EQUIPMENT	54,318	60,094	114,412	54,318	59,711	114,028	100.00	99.36	99.67
MANUFACTURE OF MACHINERY AND EQUIPMENT N.E.C.	-	4,189	4,189	-	3,666	3,666	-	87.52	87.52
MANUFACTURE OF MOTOR VEHICLES, TRAILERS & SEMI-TRAILERS	-39,235	37,585	-1,650	-39,235	36,260	-2,975	100.00	96.47	180.31
MANUFACTURE OF FURNITURE; MANUFACTURING N.E.C.	5,139	69,617	74,756	5,139	68,479	73,618	100.00	98.36	98.48
T O T A L	2,953,125	1,465,925	4,419,050	2,945,054	1,356,925	4,301,979	99.73	92.56	97.35

PAID-UP CAPITAL OF REPORTING ESTABLISHMENTS BY SOURCE OF OWNERSHIP AND INDUSTRIAL GROUP
2003/2004 (1996 E.F.Y)
TABLE 4.2

I N D U S T R I A L G R O U P	N° OF ESTABLISHMENTS			PAID-UP CAPITAL(IN '000 BIRR)				
	PUBLIC	PRIVATE	TOTAL	PUBLIC	PRIVATE			TOTAL
					ETHIOPIAN		NON-ETH.	
					MALE	FEM.		
MANUFACTURE OF FOOD PRODUCTS AND BEVERAGES.....	43	270	313	1,377,486	574,361	95,381	336,482	2,383,710
Production, processing and preserving of meat, fruit and vegetables	3	3	6	6,000	-	-	116,188	122,188
Manufacture of vegetable and animal oils and fats...	7	21	28	105,094	29,324	885	-	135,303
Manufacture of dairy products	1	2	3	5,591	3,391	6,770	-	15,752
Manufacture of grain mill products	9	65	74	77,208	225,773	58,985	3,250	365,216
Manufacture of prepared animal feeds	-	4	4	-	6,066	-	-	6,066
Manufacture of bakery products	6	134	140	29,692	43,483	13,780	50	87,004
Manufacture of sugar and sugar confectionery	4	8	12	752,193	2,283	959	-	755,435
Manufacture of macaroni and spaghetti.....	4	2	6	94,381	4,122	-	-	98,503
Manufacture of food products n.e.c.	1	11	12	9,015	227,141	1,300	-	237,456
Distilling, rectifying and blending of spirits	1	8	9	1,029	7,659	4,420	3,000	16,108
Manufacture of wines	1	-	1	30,000	-	-	-	30,000
Manufacture of malt liquors and malt	4	4	8	241,783	-	8,283	22,394	272,460
Manufacture of soft drinks & production of mineral waters	2	8	10	25,501	25,119	-	191,599	242,219
MANUFACTURE OF TOBACCO PRODUCTS	1	-	1	250,000	-	-	-	250,000
Manufacture of tobacco products.....	1	-	1	250,000	-	-	-	250,000
MANUFACTURE OF TEXTILES	15	18	33	496,773	106,659	1,949	1,317	606,698
Spinning, weaving and finishing of textiles	13	10	23	458,983	104,324	865	1,317	565,488
Manufacture of cordage, rope, twine and netting	2	-	2	37,790	-	-	-	37,790
Knitting mills	-	8	8	-	2,335	1,084	-	3,419
MANUFACTURE OF WEARING APPAREL, EXCEPT FUR APPAREL....	4	33	37	4,936	11,206	996	-	17,138
Manufacture of wearing apparel except fur apparel...	4	33	37	4,936	11,206	996	-	17,138
TANNING AND DRESSING OF LEATHER; MANUFACTURE OF FOOTWEAR, LUGGAGE AND HANDBAGS	7	57	64	25,411	170,498	80,801	180,702	457,412
Tanning and dressing of leather,luggage and handbags	3	13	16	14,424	94,335	18,332	144,035	271,125
Manufacture of footwear.....	4	44	48	10,987	76,163	62,470	36,667	186,287
MANUFACTURE OF WOOD AND OF PRODUCTS OF WOOD AND CORK, EXCEPT FURNITURE	7	13	20	12,848	438	355	-	13,641
Manufacture of wood and of products of wood and cork, except furniture.....	7	13	20	12,848	438	355	-	13,641
MANUFACTURE OF PAPER, PAPER PRODUCTS AND PRINTING	14	84	98	112,755	55,346	19,483	12,918	200,502
Manufacture of paper and paper products.....	3	4	7	43,520	10,107	4,929	9,100	67,656
Publishing and printing services.....	11	80	91	69,235	45,239	14,554	3,818	132,846
MANUFACTURE OF CHEMICALS AND CHEMICAL PRODUCTS.....	12	31	43	138,888	126,258	22,926	9,800	297,872
Manufacture of basic chemicals, except fertilizers and nitrogen compounds.....	5	1	6	93,992	21,000	-	-	114,992
Manufacture of paints, varnishes and mastics	2	6	8	250	34,092	16,152	-	50,494

PAID-UP CAPITAL OF REPORTING ESTABLISHMENTS BY SOURCE OF OWNERSHIP AND INDUSTRIAL GROUP
2003/2004 (1996 E.F.Y)
TABLE 4.2 (Contd..)

I N D U S T R I A L G R O U P	N° OF ESTABLISHMENTS			PAID-UP CAPITAL (IN '000 BIRR)				
	PUBLIC	PRIVATE	TOTAL	PUBLIC	PRIVATE			TOTAL
					ETHIOPIAN		NON-ETH.	
					MALE	FEM.		
Manufacture of pharmaceuticals, medicinal chemicals and botanical products.....	2	5	7	41,814	17,325	4,475	-	63,614
Manufacture of soap and detergents cleaning and polishing, perfumes and toilet preparations.....	2	15	17	1,100	42,813	1,938	-	45,850
Manufacture of chemical products n.e.c.	1	4	5	1,732	11,028	362	9,800	22,922
MANUFACTURE OF RUBBER AND PLASTIC PRODCUTS.....	3	36	39	107,569	136,889	25,468	10,725	280,651
Manufacture of rubber products.....	1	3	4	76,500	1,463	1,835	-	79,798
Manufacture of plastic products.....	2	33	35	31,069	135,426	23,633	10,725	200,853
MANUFACTURE OF OTHER NON-METALLIC MINERAL PRODUCTS ...	16	106	122	535,618	32,820	3,784	6,920	579,142
Manufacture of glass and glass products.....	1	1	2	10,000	5	-	-	10,005
Manufacture of structural clay products	2	2	4	10,928	103	100	-	11,131
Manufacture of cement, lime and plaster	4	3	7	254,555	2	298	-	254,855
Manufacture of articles of concrete, cement and plaster	7	82	89	18,892	17,230	2,746	3,000	41,868
Manufacture of non-metallic mineral products n.e.c..	2	18	20	241,242	15,481	640	3,920	261,283
MANUFACTURE OF BASIC IRON AND STEEL.....	3	10	13	8,069	595,133	15,200	1,051	619,453
Manufacture of basic iron and steel.....	3	10	13	8,069	595,133	15,200	1,051	619,453
MANUFACTURE OF FABRICATED METAL PRODUCTS EXCEPT MACHINERY AND EQUIPMENT	6	69	75	228,890	59,728	10,240	4,659	303,516
Manufacture of structural metal products, tanks, reservoirs and containers of metal	2	43	45	83,842	16,986	5,867	645	107,340
Manufacture of cutlery, hand tools and general hardware	2	7	9	2,150	3,885	150	3,519	9,704
Manufacture of other fabricated metal products	2	19	21	142,898	38,856	4,223	495	186,472
MANUFACTURE OF MACHINERY AND EQUIPMENT N.E.C.	-	11	11	-	4,850	2,011	3,353	10,214
Manufacture of pumps, compressors, taps and valves..	-	-	-	-	-	-	-	-
Manufacture of ovens, furnaces and furnace burners..	-	5	5	-	4,475	1,761	1,920	8,156
Manufacture of other general purpose machinery.....	-	-	-	-	-	-	-	-
Manufacture of machinery for food and beverage processing	-	5	5	-	370	250	1,033	1,653
Manufacture of accumulators, primary cells and and primary batteries	-	1	1	-	5	-	400	405
MANUFACTURE OF MOTOR VEHICLES,TRAILERS & SEMI-TRAILERS	2	6	8	9,486	11,215	4,865	2,100	27,666
Manufacture of bodies for motor vehicles.....	2	4	6	9,486	2,700	2,500	2,100	16,786
Manufacture of parts and accessories for motor vehicles and their engines.....	-	2	2	-	8,515	2,365	-	10,880
MANUFACTURE OF FURNITURE; MANUFACTURING N.E.C.	6	162	168	18,188	56,555	15,762	250	90,755
Manufacture of furniture; manufacturing n.e.c.....	6	162	168	18,188	56,555	15,762	250	90,755
T O T A L	139	906	1,045	3,326,917	1,941,956	299,222	570,276	6,138,370

NUMBER OF REPORTING ESTABLISHMENTS BY SIZE OF PAID-UP CAPITAL AND INDUSTRIAL GROUP - PUBLIC AND PRIVATE
2003/2004 (1996 E.F.Y)
TABLE 4.3

I N D U S T R I A L G R O U P	PAID-UP CAPITAL IN BIRR						TOTAL ESTAB.
	UPTO 50,000	50,001 - 100,000	100,001- 250,000	250,001- 500,000	500,001- 1,000,000	OVER 1,000,000	
MANUFACTURE OF FOOD PRODUCTS AND BEVERAGES.....	40	32	33	39	28	141	313
Production, processing and preserving of meat, fruit and vegetables	-	-	-	-	2	4	6
Manufacture of vegetable and animal oils and fats...	2	8	6	5	1	6	28
Manufacture of dairy products	-	-	-	-	-	3	3
Manufacture of grain mill products	-	3	2	5	9	55	74
Manufacture of prepared animal feeds	-	-	1	1	-	2	4
Manufacture of bakery products	34	19	20	23	11	33	140
Manufacture of sugar and sugar confectionery	4	1	-	1	2	4	12
Manufacture of macaroni and spaghetti.....	-	-	-	-	2	4	6
Manufacture of food products n.e.c.	-	1	2	2	-	7	12
Distilling, rectifying and blending of spirits	-	-	2	1	1	5	9
Manufacture of wines	-	-	-	-	-	1	1
Manufacture of malt liquors and malt	-	-	-	-	-	8	8
Manufacture of soft drinks & production of mineral waters	-	-	-	1	-	9	10
MANUFACTURE OF TOBACCO PRODUCTS	-	-	-	-	-	1	1
Manufacture of tobacco products.....	-	-	-	-	-	1	1
MANUFACTURE OF TEXTILES	4	2	2	1	3	21	33
Spinning, weaving and finishing of textiles	-	-	1	1	3	18	23
Manufacture of cordage, rope, twine and netting	-	-	-	-	-	2	2
Knitting mills	4	2	1	-	-	1	8
MANUFACTURE OF WEARING APPAREL, EXCEPT FUR APPAREL....	16	5	3	2	3	8	37
Manufacture of wearing apparel except fur apparel...	16	5	3	2	3	8	37
TANNING AND DRESSING OF LEATHER; MANUFACTURE OF FOOTWEAR, LUGGAGE AND HANDBAGS	9	-	3	3	2	47	64
Tanning and dressing of leather,luggage and handbags	-	-	1	-	-	15	16
Manufacture of footwear.....	9	-	2	3	2	32	48
MANUFACTURE OF WOOD AND OF PRODUCTS OF WOOD AND CORK, EXCEPT FURNITURE	7	3	4	1	1	4	20
Manufacture of wood and of products of wood and cork, except furniture.....	7	3	4	1	1	4	20
MANUFACTURE OF PAPER, PAPER PRODUCTS AND PRINTING	11	14	14	15	10	34	98
Manufacture of paper and paper products.....	-	-	-	1	-	6	7
Publishing and printing services.....	11	14	14	14	10	28	91
MANUFACTURE OF CHEMICALS AND CHEMICAL PRODUCTS.....	1	2	3	5	5	27	43
Manufacture of basic chemicals, except fertilizers and nitrogen compounds.....	-	-	-	-	2	4	6
Manufacture of paints, varnishes and mastics	-	-	1	1	-	6	8

NUMBER OF REPORTING ESTABLISHMENTS BY SIZE OF PAID-UP CAPITAL AND INDUSTRIAL GROUP - PUBLIC AND PRIVATE
2003/2004 (1996 E.F.Y)
TABLE 4.3 (Contd..)

I N D U S T R I A L G R O U P	PAID-UP CAPITAL IN BIRR						TOTAL ESTAB.
	UPTO 50,000	50,001 - 100,000	100,001- 250,000	250,001- 500,000	500,001- 1,000,000	OVER 1,000,000	
Manufacture of pharmaceuticals, medicinal chemicals and botanical products.....	-	1	-	-	-	6	7
Manufacture of soap and detergents cleaning and polishing, perfumes and toilet preparations.....	-	1	2	3	2	9	17
Manufacture of chemical products n.e.c.	1	-	-	1	1	2	5
MANUFACTURE OF RUBBER AND PLASTIC PRODUCTS.....	-	-	3	1	3	32	39
Manufacture of rubber products.....	-	-	1	1	-	2	4
Manufacture of plastic products.....	-	-	2	-	3	30	35
MANUFACTURE OF OTHER NON-METALLIC MINERAL PRODUCTS ...	33	19	29	15	7	19	122
Manufacture of glass and glass products.....	1	-	-	-	-	1	2
Manufacture of structural clay products	-	1	1	-	1	1	4
Manufacture of cement, lime and plaster	-	1	2	1	-	3	7
Manufacture of articles of concrete, cement and plaster	30	14	22	8	6	9	89
Manufacture of non-metallic mineral products n.e.c..	2	3	4	6	-	5	20
MANUFACTURE OF BASIC IRON AND STEEL.....	-	-	-	1	2	10	13
Manufacture of basic iron and steel.....	-	-	-	1	2	10	13
MANUFACTURE OF FABRICATED METAL PRODUCTS EXCEPT MACHINERY AND EQUIPMENT	25	8	12	7	8	15	75
Manufacture of structural metal products, tanks, reservoirs and containers of metal	22	4	7	1	4	7	45
Manufacture of cutlery, hand tools and general hardware	1	2	1	2	-	3	9
Manufacture of other fabricated metal products	2	2	4	4	4	5	21
MANUFACTURE OF MACHINERY AND EQUIPMENT N.E.C.	2	2	1	2	-	4	11
Manufacture of pumps, compressors, taps and valves..	-	-	-	-	-	-	-
Manufacture of ovens, furnaces and furnace burners..	1	1	1	-	-	2	5
Manufacture of other general purpose machinery.....	-	-	-	-	-	-	-
Manufacture of machinery for food and beverage processing	1	1	-	1	-	2	5
Manufacture of accumulators, primary cells and and primary batteries	-	-	-	1	-	-	1
MANUFACTURE OF MOTOR VEHICLES, TRAILERS & SEMI-TRAILERS	-	-	2	-	-	6	8
Manufacture of bodies for motor vehicles.....	-	-	2	-	-	4	6
Manufacture of parts and accessories for motor vehicles and their engines.....	-	-	-	-	-	2	2
MANUFACTURE OF FURNITURE; MANUFACTURING N.E.C.	83	25	21	14	3	22	168
Manufacture of furniture; manufacturing n.e.c.....	83	25	21	14	3	22	168
T O T A L	231	112	130	106	75	391	1,045

NUMBER OF REPORTING ESTABLISHMENTS BY SIZE OF PAID-UP CAPITAL AND INDUSTRIAL GROUP - PUBLIC

2003/2004 (1996 E.F.Y)

TABLE 4.4

I N D U S T R I A L G R O U P	PAID-UP CAPITAL IN BIRR						TOTAL ESTAB.
	UPTO 50,000	50,001 - 100,000	100,001- 250,000	250,001- 500,000	500,001- 1,000,000	OVER 1,000,000	
MANUFACTURE OF FOOD PRODUCTS AND BEVERAGES.....	-	-	1	3	4	35	43
Production, processing and preserving of meat, fruit and vegetables	-	-	-	-	2	1	3
Manufacture of vegetable and animal oils and fats...	-	-	1	2	-	4	7
Manufacture of dairy products	-	-	-	-	-	1	1
Manufacture of grain mill products	-	-	-	-	-	9	9
Manufacture of prepared animal feeds	-	-	-	-	-	-	-
Manufacture of bakery products	-	-	-	-	-	6	6
Manufacture of sugar and sugar confectionery	-	-	-	1	-	3	4
Manufacture of macaroni and spaghetti.....	-	-	-	-	2	2	4
Manufacture of food products n.e.c.	-	-	-	-	-	1	1
Distilling, rectifying and blending of spirits	-	-	-	-	-	1	1
Manufacture of wines	-	-	-	-	-	1	1
Manufacture of malt liquors and malt	-	-	-	-	-	4	4
Manufacture of soft drinks & production of mineral waters	-	-	-	-	-	2	2
MANUFACTURE OF TOBACCO PRODUCTS	-	-	-	-	-	1	1
Manufacture of tobacco products.....	-	-	-	-	-	1	1
MANUFACTURE OF TEXTILES	-	-	-	-	2	13	15
Spinning, weaving and finishing of textiles	-	-	-	-	2	11	13
Manufacture of cordage, rope, twine and netting	-	-	-	-	-	2	2
Knitting mills	-	-	-	-	-	-	-
MANUFACTURE OF WEARING APPAREL, EXCEPT FUR APPAREL....	-	-	1	1	-	2	4
Manufacture of wearing apparel except fur apparel...	-	-	1	1	-	2	4
TANNING AND DRESSING OF LEATHER; MANUFACTURE OF FOOTWEAR, LUGGAGE AND HANDBAGS	-	-	2	-	-	5	7
Tanning and dressing of leather,luggage and handbags	-	-	1	-	-	2	3
Manufacture of footwear.....	-	-	1	-	-	3	4
MANUFACTURE OF WOOD AND OF PRODUCTS OF WOOD AND CORK, EXCEPT FURNITURE	-	-	1	1	1	4	7
Manufacture of wood and of products of wood and cork, except furniture.....	-	-	1	1	1	4	7
MANUFACTURE OF PAPER, PAPER PRODUCTS AND PRINTING	1	-	4	-	-	9	14
Manufacture of paper and paper products.....	-	-	-	-	-	3	3
Publishing and printing services.....	1	-	4	-	-	6	11
MANUFACTURE OF CHEMICALS AND CHEMICAL PRODUCTS.....	-	-	1	1	3	7	12
Manufacture of basic chemicals, except fertilizers and nitrogen compounds.....	-	-	-	-	2	3	5
Manufacture of paints, varnishes and mastics	-	-	1	-	-	1	2

NUMBER OF REPORTING ESTABLISHMENTS BY SIZE OF PAID-UP CAPITAL AND INDUSTRIAL GROUP - PUBLIC
2003/2004 (1996 E.F.Y)
TABLE 4.4 (Contd..)

I N D U S T R I A L G R O U P	PAID-UP CAPITAL IN BIRR						TOTAL ESTAB.
	UPTO 50,000	50,001 - 100,000	100,001- 250,000	250,001- 500,000	500,001- 1,000,000	OVER 1,000,000	
Manufacture of pharmaceuticals, medicinal chemicals and botanical products.....	-	-	-	-	-	2	2
Manufacture of soap and detergents cleaning and polishing, perfumes and toilet preparations.....	-	-	-	1	1	-	2
Manufacture of chemical products n.e.c.	-	-	-	-	-	1	1
MANUFACTURE OF RUBBER AND PLASTIC PRODCUTS.....	-	-	-	-	-	3	3
Manufacture of rubber products.....	-	-	-	-	-	1	1
Manufacture of plastic products.....	-	-	-	-	-	2	2
MANUFACTURE OF OTHER NON-METALLIC MINERAL PRODUCTS ...	-	-	1	1	6	8	16
Manufacture of glass and glass products.....	-	-	-	-	-	1	1
Manufacture of structural clay products	-	-	-	-	1	1	2
Manufacture of cement, lime and plaster	-	-	1	1	-	2	4
Manufacture of articles of concrete, cement and plaster	-	-	-	-	5	2	7
Manufacture of non-metallic mineral products n.e.c..	-	-	-	-	-	2	2
MANUFACTURE OF BASIC IRON AND STEEL.....	-	-	-	1	-	2	3
Manufacture of basic iron and steel.....	-	-	-	1	-	2	3
MANUFACTURE OF FABRICATED METAL PRODUCTS EXCEPT MACHINERY AND EQUIPMENT	-	-	2	1	-	3	6
Manufacture of structural metal products, tanks, reservoirs and containers of metal	-	-	1	-	-	1	2
Manufacture of cutlery, hand tools and general hardware	-	-	1	-	-	1	2
Manufacture of other fabricated metal products	-	-	-	1	-	1	2
MANUFACTURE OF MACHINERY AND EQUIPMENT N.E.C.	-	-	-	-	-	-	-
Manufacture of pumps, compressors, taps and valves..	-	-	-	-	-	-	-
Manufacture of ovens, furnaces and furnace burners..	-	-	-	-	-	-	-
Manufacture of other general purpose machinery.....	-	-	-	-	-	-	-
Manufacture of machinery for food and beverage processing	-	-	-	-	-	-	-
Manufacture of accumulators, primary cells and and primary battries	-	-	-	-	-	-	-
MANUFACTURE OF MOTOR VEHICLES,TRAILERS & SEMI-TRAILERS	-	-	-	-	-	2	2
Manufacture of bodies for motor vehicles.....	-	-	-	-	-	2	2
Manufacture of parts and accessories for motor vehicles and their engines.....	-	-	-	-	-	-	-
MANUFACTURE OF FURNITURE; MANUFACTURING N.E.C.	-	1	-	-	-	5	6
Manufacture of furniture; manufacturing n.e.c.....	-	1	-	-	-	5	6
T O T A L	1	1	13	9	16	99	139

NUMBER OF REPORTING ESTABLISHMENTS BY SIZE OF PAID-UP CAPITAL AND INDUSTRIAL GROUP - PRIVATE

2003/2004 (1996 E.F.Y)

TABLE 4.5

I N D U S T R I A L G R O U P	PAID-UP CAPITAL IN BIRR						TOTAL ESTAB.
	UPTO 50,000	50,001 - 100,000	100,001- 250,000	250,001- 500,000	500,001- 1,000,000	OVER 1,000,000	
MANUFACTURE OF FOOD PRODUCTS AND BEVERAGES.....	40	32	32	36	24	106	270
Production, processing and preserving of meat, fruit and vegetables	-	-	-	-	-	3	3
Manufacture of vegetable and animal oils and fats...	2	8	5	3	1	2	21
Manufacture of dairy products	-	-	-	-	-	2	2
Manufacture of grain mill products	-	3	2	5	9	46	65
Manufacture of prepared animal feeds	-	-	1	1	-	2	4
Manufacture of bakery products	34	19	20	23	11	27	134
Manufacture of sugar and sugar confectionery	4	1	-	-	2	1	8
Manufacture of macaroni and spaghetti.....	-	-	-	-	-	2	2
Manufacture of food products n.e.c.	-	1	2	2	-	6	11
Distilling, rectifying and blending of spirits	-	-	2	1	1	4	8
Manufacture of wines	-	-	-	-	-	-	-
Manufacture of malt liquors and malt	-	-	-	-	-	4	4
Manufacture of soft drinks & production of mineral waters	-	-	-	1	-	7	8
MANUFACTURE OF TOBACCO PRODUCTS	-	-	-	-	-	-	-
Manufacture of tobacco products.....	-	-	-	-	-	-	-
MANUFACTURE OF TEXTILES	4	2	2	1	1	8	18
Spinning, weaving and finishing of textiles	-	-	1	1	1	7	10
Manufacture of cordage, rope, twine and netting	-	-	-	-	-	-	-
Knitting mills	4	2	1	-	-	1	8
MANUFACTURE OF WEARING APPAREL, EXCEPT FUR APPAREL....	16	5	2	1	3	6	33
Manufacture of wearing apparel except fur apparel...	16	5	2	1	3	6	33
TANNING AND DRESSING OF LEATHER; MANUFACTURE OF FOOTWEAR, LUGGAGE AND HANDBAGS	9	-	1	3	2	42	57
Tanning and dressing of leather,luggage and handbags	-	-	-	-	-	13	13
Manufacture of footwear.....	9	-	1	3	2	29	44
MANUFACTURE OF WOOD AND OF PRODUCTS OF WOOD AND CORK, EXCEPT FURNITURE	7	3	3	-	-	-	13
Manufacture of wood and of products of wood and cork, except furniture.....	7	3	3	-	-	-	13
MANUFACTURE OF PAPER, PAPER PRODUCTS AND PRINTING	10	14	10	15	10	25	84
Manufacture of paper and paper products.....	-	-	-	1	-	3	4
Publishing and printing services.....	10	14	10	14	10	22	80
MANUFACTURE OF CHEMICALS AND CHEMICAL PRODUCTS.....	1	2	2	4	2	20	31
Manufacture of basic chemicals, except fertilizers and nitrogen compounds.....	-	-	-	-	-	1	1
Manufacture of paints, varnishes and mastics	-	-	-	1	-	5	6

NUMBER OF REPORTING ESTABLISHMENTS BY SIZE OF PAID-UP CAPITAL AND INDUSTRIAL GROUP - PRIVATE
2003/2004 (1996 E.F.Y)
TABLE 4.5 (Contd..)

I N D U S T R I A L G R O U P	PAID-UP CAPITAL IN BIRR						TOTAL ESTAB.
	UPTO 50,000	50,001 - 100,000	100,001- 250,000	250,001- 500,000	500,001- 1,000,000	OVER 1,000,000	
Manufacture of pharmaceuticals, medicinal chemicals and botanical products.....	-	1	-	-	-	4	5
Manufacture of soap and detergents cleaning and polishing, perfumes and toilet preparations.....	-	1	2	2	1	9	15
Manufacture of chemical products n.e.c.	1	-	-	1	1	1	4
MANUFACTURE OF RUBBER AND PLASTIC PRODCUTS.....	-	-	3	1	3	29	36
Manufacture of rubber products.....	-	-	1	1	-	1	3
Manufacture of plastic products.....	-	-	2	-	3	28	33
MANUFACTURE OF OTHER NON-METALLIC MINERAL PRODUCTS ...	33	19	28	14	1	11	106
Manufacture of glass and glass products.....	1	-	-	-	-	-	1
Manufacture of structural clay products	-	1	1	-	-	-	2
Manufacture of cement, lime and plaster	-	1	1	-	-	1	3
Manufacture of articles of concrete, cement and plaster	30	14	22	8	1	7	82
Manufacture of non-metallic mineral products n.e.c..	2	3	4	6	-	3	18
MANUFACTURE OF BASIC IRON AND STEEL.....	-	-	-	-	2	8	10
Manufacture of basic iron and steel.....	-	-	-	-	2	8	10
MANUFACTURE OF FABRICATED METAL PRODUCTS EXCEPT MACHINERY AND EQUIPMENT	25	8	10	6	8	12	69
Manufacture of structural metal products, tanks, reservoirs and containers of metal	22	4	6	1	4	6	43
Manufacture of cutlery, hand tools and general hardware	1	2	-	2	-	2	7
Manufacture of other fabricated metal products	2	2	4	3	4	4	19
MANUFACTURE OF MACHINERY AND EQUIPMENT N.E.C.	2	2	1	2	-	4	11
Manufacture of pumps, compressors, taps and valves..	-	-	-	-	-	-	-
Manufacture of ovens, furnaces and furnace burners..	1	1	1	-	-	2	5
Manufacture of other general purpose machinery.....	-	-	-	-	-	-	-
Manufacture of machinery for food and beverage processing	1	1	-	1	-	2	5
Manufacture of accumulators, primary cells and and primary battries	-	-	-	1	-	-	1
MANUFACTURE OF MOTOR VEHICLES,TRAILERS & SEMI-TRAILERS	-	-	2	-	-	4	6
Manufacture of bodies for motor vehicles.....	-	-	2	-	-	2	4
Manufacture of parts and accessories for motor vehicles and their engines.....	-	-	-	-	-	2	2
MANUFACTURE OF FURNITURE; MANUFACTURING N.E.C.	83	24	21	14	3	17	162
Manufacture of furniture; manufacturing n.e.c.....	83	24	21	14	3	17	162
T O T A L	230	111	117	97	59	292	906

NUMBER OF ESTABLISHMENTS BY INDUSTRIAL GROUP AND FORM OF OWNERSHIP
2003/2004 (1996 E.F.Y)
TABLE 4.6

INDUSTRIAL GROUP	FORM OF OWNERSHIP							TOTAL ESTAB.
	PUBLIC	INDIVIDUAL OWNERSHIP	PARTNER-SHIP	SHARE COMPANY	PRIVATE LIMITED COMPANY	CO-OPERATIVES	OTHERS	
MANUFACTURE OF FOOD PRODUCTS AND BEVERAGES.....	39	149	16	6	80	-	4	294
Production, processing and preserving of meat, fruit and vegetables	2	1	-	-	4	-	-	7
Manufacture of vegetable and animal oils and fats...	6	15	2	-	4	-	-	27
Manufacture of dairy products	1	1	-	-	1	-	-	3
Manufacture of grain mill products	9	34	6	2	24	-	-	75
Manufacture of prepared animal feeds	-	3	-	-	1	-	-	4
Manufacture of bakery products	4	79	6	-	28	-	3	120
Manufacture of sugar and sugar confectionery	4	6	-	-	2	-	-	12
Manufacture of macaroni and spaghetti.....	4	2	-	-	-	-	-	6
Manufacture of food products n.e.c.	1	3	-	-	8	-	-	12
Distilling, rectifying and blending of spirits	1	3	1	-	4	-	-	9
Manufacture of wines	1	-	-	-	-	-	-	1
Manufacture of malt liquors and malt	4	-	-	1	1	-	1	7
Manufacture of soft drinks & production of mineral waters	2	2	1	3	3	-	-	11
MANUFACTURE OF TOBACCO PRODUCTS	1	-	-	-	-	-	-	1
Manufacture of tobacco products.....	1	-	-	-	-	-	-	1
MANUFACTURE OF TEXTILES	19	8	-	1	9	-	1	38
Spinning, weaving and finishing of textiles	17	3	-	-	7	-	1	28
Manufacture of cordage, rope, twine and netting	2	-	-	-	-	-	-	2
Knitting mills	-	5	-	1	2	-	-	8
MANUFACTURE OF WEARING APPAREL, EXCEPT FUR APPAREL...	4	18	2	2	8	1	-	35
Manufacture of wearing apparel except fur apparel...	4	18	2	2	8	1	-	35
TANNING AND DRESSING OF LEATHER; MANUFACTURE OF FOOTWEAR, LUGGAGE AND HANDBAGS	7	16	4	1	33	-	1	62
Tanning and dressing of leather,luggage and handbags	4	1	-	-	12	-	-	17
Manufacture of footwear.....	3	15	4	1	21	-	1	45
MANUFACTURE OF WOOD AND OF PRODUCTS OF WOOD AND CORK, EXCEPT FURNITURE	7	10	1	-	1	-	1	20
Manufacture of wood and of products of wood and cork, except furniture.....	7	10	1	-	1	-	1	20
MANUFACTURE OF PAPER, PAPER PRODUCTS AND PRINTING	11	23	2	3	30	1	3	73
Manufacture of paper and paper products.....	3	-	-	-	4	-	-	7
Publishing and printing services.....	8	23	2	3	26	1	3	66
MANUFACTURE OF CHEMICALS AND CHEMICAL PRODUCTS.....	12	6	7	4	15	-	1	45
Manufacture of basic chemicals, except fertilizers and nitrogen compounds.....	4	-	-	1	-	-	1	6
Manufacture of paints, varnishes and mastics	2	-	2	-	4	-	-	8

NUMBER OF ESTABLISHMENTS BY INDUSTRIAL GROUP AND FORM OF OWNERSHIP
2003/2004 (1996 E.F.Y)
TABLE 4.6 (Contd..)

I N D U S T R I A L G R O U P	F O R M O F O W N E R S H I P							T O T A L E S T A B .
	P U B L I C	I N D I V I D U A L O W N E R S H I P	P A R T N E R - S H I P	S H A R E C O M P A N Y	P R I V A T E L I M I T E D C O M P A N Y	C O - O P E R A T I V E S	O T H E R S	
Manufacture of pharmaceuticals, medicinal chemicals and botanical products.....	2	1	1	1	2	-	-	7
Manufacture of soap and detergents cleaning and polishing, perfumes and toilet preparations.....	2	5	3	1	7	-	-	18
Manufacture of chemical products n.e.c.	2	-	1	1	2	-	-	6
MANUFACTURE OF RUBBER AND PLASTIC PROCDUCTS.....	4	11	3	-	24	-	-	42
Manufacture of rubber products.....	1	1	-	-	2	-	-	4
Manufacture of plastic products.....	3	10	3	-	22	-	-	38
MANUFACTURE OF OTHER NON-METALLIC MINERAL PRODUCTS ...	15	76	8	-	9	5	6	119
Manufacture of glass and glass products.....	1	1	-	-	-	-	-	2
Manufacture of structural clay products	2	1	1	-	-	-	-	4
Manufacture of cement, lime and plaster	5	1	-	-	2	-	-	8
Manufacture of articles of concrete, cement and plaster	5	61	5	-	5	5	4	85
Manufacture of non-metallic mineral products n.e.c..	2	12	2	-	2	-	2	20
MANUFACTURE OF BASIC IRON AND STEEL.....	3	3	-	-	7	-	-	13
Manufacture of basic iron and steel.....	3	3	-	-	7	-	-	13
MANUFACTURE OF FABRICATED METAL PRODUCTS EXCEPT MACHINERY AND EQUIPMENT	6	40	3	3	19	2	-	73
Manufacture of structural metal products, tanks, reservoirs and containers of metal	2	29	2	1	8	1	-	43
Manufacture of cutlery, hand tools and general hardware	2	2	-	1	2	1	-	8
Manufacture of other fabricated metal products	2	9	1	1	9	-	-	22
MANUFACTURE OF MACHINERY AND EQUIPMENT N.E.C.	-	5	1	1	3	-	-	10
Manufacture of pumps, compressors, taps and valves..	-	-	-	-	-	-	-	-
Manufacture of ovens, furnaces and furnace burners..	-	3	1	1	-	-	-	5
Manufacture of other general purpose machinery.....	-	-	-	-	-	-	-	-
Manufacture of machinery for food and beverage processing	-	2	-	-	2	-	-	4
Manufacture of accumulators, primary cells and and primary battries	-	-	-	-	1	-	-	1
MANUFACTURE OF MOTOR VEHICLES,TRAILERS & SEMI-TRAILERS	2	-	-	-	5	-	-	7
Manufacture of bodies for motor vehicles.....	2	-	-	-	3	-	-	5
Manufacture of parts and accessories for motor vehicles and their engines.....	-	-	-	-	2	-	-	2
MANUFACTURE OF FURNITURE; MANUFACTURING N.E.C.	7	122	6	2	20	7	1	165
Manufacture of furniture; manufacturing n.e.c.....	7	122	6	2	20	7	1	165
T O T A L	137	487	53	23	263	16	18	997

NUMBER OF OWNERS OF PRIVATE ESTABLISHMENTS BY FORM OF OWNERSHIP, SEX AND INDUSTRIAL GROUP
2003/2004 (1996 E.F.Y)
TABLE 4.7

INDUSTRIAL GROUP	FORM OF OWNERSHIP AND SEX													
	INDIVIDUAL OWNERSHIP		PARTNER-SHIP		SHARE COMPANY		PRIVATE LIMITED COMPANY		CO-OPERATIVES		OTHERS		TOTAL ESTAB.	
	MALE	FEMALE	MALE	FEMALE	MALE	FEMALE	MALE	FEMALE	MALE	FEMALE	MALE	FEMALE	MALE	FEMALE
MANUFACTURE OF FOOD PRODUCTS AND BEVERAGES.....	114	35	36	21	15	3	218	114	-	-	1	1	384	174
Production, processing and preserving of meat, fruit and vegetables	1	-	-	-	-	-	4	-	-	-	-	-	5	-
Manufacture of vegetable and animal oils and fats...	14	1	4	1	-	-	14	4	-	-	-	-	32	6
Manufacture of dairy products	1	-	-	-	-	-	1	1	-	-	-	-	2	1
Manufacture of grain mill products	28	6	13	7	4	1	64	36	-	-	-	-	109	50
Manufacture of prepared animal feeds	3	-	-	-	-	-	2	-	-	-	-	-	5	-
Manufacture of bakery products	55	24	11	13	-	-	82	58	-	-	1	1	149	96
Manufacture of sugar and sugar confectionery	3	3	-	-	-	-	4	2	-	-	-	-	7	5
Manufacture of macaroni and spaghetti.....	2	-	-	-	-	-	-	-	-	-	-	-	2	-
Manufacture of food products n.e.c.	3	-	-	-	-	-	26	8	-	-	-	-	29	8
Distilling, rectifying and blending of spirits	2	1	2	-	-	-	8	3	-	-	-	-	12	4
Manufacture of wines	-	-	-	-	-	-	-	-	-	-	-	-	-	-
Manufacture of malt liquors and malt	-	-	-	-	1	1	1	-	-	-	-	-	2	1
Manufacture of soft drinks & production of mineral waters	2	-	6	-	10	1	12	2	-	-	-	-	30	3
MANUFACTURE OF TOBACCO PRODUCTS	-	-	-	-	-	-	-	-	-	-	-	-	-	-
Manufacture of tobacco products.....	-	-	-	-	-	-	-	-	-	-	-	-	-	-
MANUFACTURE OF TEXTILES	8	-	-	-	5	-	15	6	-	-	1	1	29	7
Spinning, weaving and finishing of textiles	3	-	-	-	-	-	9	3	-	-	1	1	13	4
Manufacture of cordage, rope, twine and netting	-	-	-	-	-	-	-	-	-	-	-	-	-	-
Knitting mills	5	-	-	-	5	-	6	3	-	-	-	-	16	3
MANUFACTURE OF WEARING APPAREL, EXCEPT FUR APPAREL....	15	3	3	4	5	-	15	5	44	2	-	-	82	14
Manufacture of wearing apparel except fur apparel...	15	3	3	4	5	-	15	5	44	2	-	-	82	14
TANNING AND DRESSING OF LEATHER; MANUFACTURE OF FOOTWEAR, LUGGAGE AND HANDBAGS	14	2	9	10	98	31	68	43	-	-	-	1	189	87
Tanning and dressing of leather, luggage and handbags	1	-	-	-	-	-	19	12	-	-	-	-	20	12
Manufacture of footwear.....	13	2	9	10	98	31	49	31	-	-	-	1	169	75
MANUFACTURE OF WOOD AND OF PRODUCTS OF WOOD AND CORK, EXCEPT FURNITURE	6	4	2	-	-	-	4	4	-	-	-	-	12	8
Manufacture of wood and of products of wood and cork, except furniture.....	6	4	2	-	-	-	4	4	-	-	-	-	12	8
MANUFACTURE OF PAPER, PAPER PRODUCTS AND PRINTING	19	4	4	2	19	12	70	67	2	4	-	-	114	89
Manufacture of paper and paper products.....	-	-	-	-	-	-	8	6	-	-	-	-	8	6
Publishing and printing services.....	19	4	4	2	19	12	62	61	2	4	-	-	106	83
MANUFACTURE OF CHEMICALS AND CHEMICAL PRODUCTS.....	5	1	57	14	7	3	29	15	-	-	1	-	99	33
Manufacture of basic chemicals, except fertilizers and nitrogen compounds.....	-	-	-	-	-	-	-	-	-	-	1	-	1	-
Manufacture of paints, varnishes and mastics	-	-	49	12	-	-	8	5	-	-	-	-	57	17

NUMBER OF OWNERS OF PRIVATE ESTABLISHMENTS BY FORM OF OWNERSHIP, SEX AND INDUSTRIAL GROUP
2003/2004 (1996 E.F.Y)
TABLE 4.7 (Contd..)

I N D U S T R I A L G R O U P	F O R M O F O W N E R S H I P A N D S E X													
	I N D I V I D U A L O W N E R S H I P		P A R T N E R - S H I P		S H A R E C O M P A N Y		P R I V A T E L I M I T E D C O M P A N Y		C O - O P E R A T I V E S		O T H E R S		T O T A L E S T A B .	
	MALE	FEMALE	MALE	FEMALE	MALE	FEMALE	MALE	FEMALE	MALE	FEMALE	MALE	FEMALE	MALE	FEMALE
Manufacture of pharmaceuticals, medicinal chemicals and botanical products.....	-	1	1	1	1	-	2	1	-	-	-	-	4	3
Manufacture of soap and detergents cleaning and polishing, perfumes and toilet preparations.....	5	-	6	-	4	1	16	7	-	-	-	-	31	8
Manufacture of chemical products n.e.c.	-	-	1	1	2	2	3	2	-	-	-	-	6	5
MANUFACTURE OF RUBBER AND PLASTIC PROCDUCTS.....	10	1	8	5	-	-	64	39	-	-	-	-	82	45
Manufacture of rubber products.....	1	-	-	-	-	-	6	7	-	-	-	-	7	7
Manufacture of plastic products.....	9	1	8	5	-	-	58	32	-	-	-	-	75	38
MANUFACTURE OF OTHER NON-METALLIC MINERAL PRODUCTS ...	53	23	21	8	-	-	15	14	56	79	3	-	148	124
Manufacture of glass and glass products.....	1	-	-	-	-	-	-	-	-	-	-	-	1	-
Manufacture of structural clay products	-	1	2	-	-	-	-	-	-	-	-	-	2	1
Manufacture of cement, lime and plaster	-	1	-	-	-	-	1	3	-	-	-	-	1	4
Manufacture of articles of concrete, cement and plaster	43	18	14	7	-	-	11	10	56	79	2	-	126	114
Manufacture of non-metallic mineral products n.e.c..	9	3	5	1	-	-	3	1	-	-	1	-	18	5
MANUFACTURE OF BASIC IRON AND STEEL.....	3	-	-	-	-	-	16	5	-	-	-	-	19	5
Manufacture of basic iron and steel.....	3	-	-	-	-	-	16	5	-	-	-	-	19	5
MANUFACTURE OF FABRICATED METAL PRODUCTS EXCEPT MACHINERY AND EQUIPMENT	38	2	34	-	16	8	41	20	34	-	-	-	163	30
Manufacture of structural metal products, tanks, reservoirs and containers of metal	28	1	30	-	4	1	19	14	17	-	-	-	98	16
Manufacture of cutlery, hand tools and general hardware	2	-	-	-	2	2	5	-	17	-	-	-	26	2
Manufacture of other fabricated metal products	8	1	4	-	10	5	17	6	-	-	-	-	39	12
MANUFACTURE OF MACHINERY AND EQUIPMENT N.E.C.	3	2	1	1	3	1	4	3	-	-	-	-	11	7
Manufacture of pumps, compressors, taps and valves..	-	-	-	-	-	-	-	-	-	-	-	-	-	-
Manufacture of ovens, furnaces and furnace burners..	1	2	1	1	3	1	-	-	-	-	-	-	5	4
Manufacture of other general purpose machinery.....	-	-	-	-	-	-	-	-	-	-	-	-	-	-
Manufacture of machinery for food and beverage processing	2	-	-	-	-	-	3	3	-	-	-	-	5	3
Manufacture of accumulators, primary cells and and primary batteries	-	-	-	-	-	-	1	-	-	-	-	-	1	-
MANUFACTURE OF MOTOR VEHICLES, TRAILERS & SEMI-TRAILERS	-	-	-	-	-	-	9	10	-	-	-	-	9	10
Manufacture of bodies for motor vehicles.....	-	-	-	-	-	-	4	5	-	-	-	-	4	5
Manufacture of parts and accessories for motor vehicles and their engines.....	-	-	-	-	-	-	5	5	-	-	-	-	5	5
MANUFACTURE OF FURNITURE; MANUFACTURING N.E.C.	110	12	11	1	7	-	51	34	105	10	1	-	285	57
Manufacture of furniture; manufacturing n.e.c.....	110	12	11	1	7	-	51	34	105	10	1	-	285	57
T O T A L	398	89	186	66	175	58	619	379	241	95	7	3	1,626	690

NUMBER OF ESTABLISHMENTS WITH AND WITHOUT BOOKS OF ACCOUNTS BY THE CALENDAR YEAR
THEIR BOOKS OF ACCOUNTS ARE KEPT AND INDUSTRIAL GROUP - PUBLIC AND PRIVATE
2003/2004 (1996 E.F.Y)
TABLE 4.8

I N D U S T R I A L G R O U P	N O . O F E S T A B L I S H M E N T S W I T H B O O K S O F A C C O U N T S					E S T A B . W I T H N O B O O K S O F A C C O U N T S	G R A N D T O T A L
	E T H I O P I A N B U D G E T Y E A R	E T H I O P I A N C A L E N D A R Y E A R	G R E G O R I A N C A L E N D A R Y E A R	O T H E R S	T O T A L		
MANUFACTURE OF FOOD PRODUCTS AND BEVERAGES.....	185	-	10	-	195	127	322
Production, processing and preserving of meat, fruit and vegetables	8	-	-	-	8	-	8
Manufacture of vegetable and animal oils and fats...	13	-	-	-	13	15	28
Manufacture of dairy products	3	-	-	-	3	-	3
Manufacture of grain mill products	52	-	2	-	54	21	75
Manufacture of prepared animal feeds	3	-	-	-	3	1	4
Manufacture of bakery products	57	-	1	-	58	83	141
Manufacture of sugar and sugar confectionery	5	-	1	-	6	6	12
Manufacture of macaroni and spaghetti.....	6	-	-	-	6	-	6
Manufacture of food products n.e.c.	11	-	-	-	11	1	12
Distilling, rectifying and blending of spirits	9	-	-	-	9	-	9
Manufacture of wines	1	-	-	-	1	-	1
Manufacture of malt liquors and malt	5	-	3	-	8	-	8
Manufacture of soft drinks & production of mineral waters	12	-	3	-	15	-	15
MANUFACTURE OF TOBACCO PRODUCTS	-	-	1	-	1	-	1
Manufacture of tobacco products.....	-	-	1	-	1	-	1
MANUFACTURE OF TEXTILES	27	-	2	2	31	7	38
Spinning, weaving and finishing of textiles	20	-	2	2	24	4	28
Manufacture of cordage, rope, twine and netting	2	-	-	-	2	-	2
Knitting mills	5	-	-	-	5	3	8
MANUFACTURE OF WEARING APPAREL, EXCEPT FUR APPAREL....	21	-	-	1	22	15	37
Manufacture of wearing apparel except fur apparel...	21	-	-	1	22	15	37
TANNING AND DRESSING OF LEATHER; MANUFACTURE OF FOOTWEAR, LUGGAGE AND HANDBAGS	52	1	3	2	58	7	65
Tanning and dressing of leather,luggage and handbags	16	-	-	1	17	-	17
Manufacture of footwear.....	36	1	3	1	41	7	48
MANUFACTURE OF WOOD AND OF PRODUCTS OF WOOD AND CORK, EXCEPT FURNITURE	4	-	-	-	4	16	20
Manufacture of wood and of products of wood and cork, except furniture.....	4	-	-	-	4	16	20
MANUFACTURE OF PAPER, PAPER PRODUCTS AND PRINTING	89	1	2	-	92	6	98
Manufacture of paper and paper products.....	7	-	-	-	7	-	7
Publishing and printing services.....	82	1	2	-	85	6	91
MANUFACTURE OF CHEMICALS AND CHEMICAL PRODUCTS.....	35	2	6	-	43	3	46
Manufacture of basic chemicals, except fertilizers and nitrogen compounds.....	7	-	-	-	7	-	7
Manufacture of paints, varnishes and mastics	8	-	-	-	8	-	8

NUMBER OF ESTABLISHMENTS WITH AND WITHOUT BOOKS OF ACCOUNTS BY THE CALENDAR YEAR
THEIR BOOKS OF ACCOUNTS ARE KEPT AND INDUSTRIAL GROUP - PUBLIC AND PRIVATE
2003/2004 (1996 E.F.Y)
TABLE 4.8 (Contd..)

I N D U S T R I A L G R O U P	N O . O F E S T A B L I S H M E N T S W I T H B O O K S O F A C C O U N T S					E S T A B . W I T H N O B O O K S O F A C C O U N T S	G R A N D T O T A L
	E T H I O P I A N B U D G E T Y E A R	E T H I O P I A N C A L E N D A R Y E A R	G R E G O R I A N C A L E N D A R Y E A R	O T H E R S	T O T A L		
Manufacture of pharmaceuticals, medicinal chemicals and botanical products.....	6	-	1	-	7	-	7
Manufacture of soap and detergents cleaning and polishing, perfumes and toilet preparations.....	10	2	3	-	15	3	18
Manufacture of chemical products n.e.c.	4	-	2	-	6	-	6
MANUFACTURE OF RUBBER AND PLASTIC PROCDUCTS.....	37	-	3	-	40	2	42
Manufacture of rubber products.....	4	-	-	-	4	-	4
Manufacture of plastic products.....	33	-	3	-	36	2	38
MANUFACTURE OF OTHER NON-METALLIC MINERAL PRODUCTS ...	28	2	3	-	33	90	123
Manufacture of glass and glass products.....	1	-	-	-	1	1	2
Manufacture of structural clay products	1	-	-	-	1	3	4
Manufacture of cement, lime and plaster	6	-	1	-	7	1	8
Manufacture of articles of concrete, cement and plaster	14	2	1	-	17	72	89
Manufacture of non-metallic mineral products n.e.c..	6	-	1	-	7	13	20
MANUFACTURE OF BASIC IRON AND STEEL.....	12	-	1	-	13	-	13
Manufacture of basic iron and steel.....	12	-	1	-	13	-	13
MANUFACTURE OF FABRICATED METAL PRODUCTS EXCEPT MACHINERY AND EQUIPMENT	38	-	3	-	41	37	78
Manufacture of structural metal products, tanks, reservoirs and containers of metal	18	-	1	-	19	27	46
Manufacture of cutlery, hand tools and general hardware	5	-	1	-	6	3	9
Manufacture of other fabricated metal products	15	-	1	-	16	7	23
MANUFACTURE OF MACHINERY AND EQUIPMENT N.E.C.	7	2	-	-	9	2	11
Manufacture of pumps, compressors, taps and valves..	-	-	-	-	-	-	-
Manufacture of ovens, furnaces and furnace burners..	4	-	-	-	4	1	5
Manufacture of other general purpose machinery.....	-	-	-	-	-	-	-
Manufacture of machinery for food and beverage processing	2	2	-	-	4	1	5
Manufacture of accumulators, primary cells and and primary batteries	1	-	-	-	1	-	1
MANUFACTURE OF MOTOR VEHICLES, TRAILERS & SEMI-TRAILERS	7	-	1	-	8	-	8
Manufacture of bodies for motor vehicles.....	5	-	1	-	6	-	6
Manufacture of parts and accessories for motor vehicles and their engines.....	2	-	-	-	2	-	2
MANUFACTURE OF FURNITURE; MANUFACTURING N.E.C.	39	1	1	-	41	131	172
Manufacture of furniture; manufacturing n.e.c.....	39	1	1	-	41	131	172
T O T A L	581	9	36	5	631	443	1,074

NUMBER OF ESTABLISHMENTS WITH AND WITHOUT BOOKS OF ACCOUNTS BY THE CALENDAR YEAR
THEIR BOOKS OF ACCOUNTS ARE KEPT AND INDUSTRIAL GROUP - PUBLIC
2003/2004 (1996 E.F.Y)
TABLE 4.9

I N D U S T R I A L G R O U P	N O . O F E S T A B L I S H M E N T S W I T H B O O K S O F A C C O U N T S					E S T A B . W I T H N O B O O K S O F A C C O U N T S	G R A N D T O T A L
	E T H I O P I A N B U D G E T Y E A R	E T H I O P I A N C A L E N D A R Y E A R	G R E G O R I A N C A L E N D A R Y E A R	O T H E R S	T O T A L		
MANUFACTURE OF FOOD PRODUCTS AND BEVERAGES.....	41	-	1	-	42	1	43
Production, processing and preserving of meat, fruit and vegetables	3	-	-	-	3	-	3
Manufacture of vegetable and animal oils and fats...	6	-	-	-	6	1	7
Manufacture of dairy products	1	-	-	-	1	-	1
Manufacture of grain mill products	9	-	-	-	9	-	9
Manufacture of prepared animal feeds	-	-	-	-	-	-	-
Manufacture of bakery products	6	-	-	-	6	-	6
Manufacture of sugar and sugar confectionery	3	-	1	-	4	-	4
Manufacture of macaroni and spaghetti.....	4	-	-	-	4	-	4
Manufacture of food products n.e.c.	1	-	-	-	1	-	1
Distilling, rectifying and blending of spirits	1	-	-	-	1	-	1
Manufacture of wines	1	-	-	-	1	-	1
Manufacture of malt liquors and malt	4	-	-	-	4	-	4
Manufacture of soft drinks & production of mineral waters	2	-	-	-	2	-	2
MANUFACTURE OF TOBACCO PRODUCTS	-	-	1	-	1	-	1
Manufacture of tobacco products.....	-	-	1	-	1	-	1
MANUFACTURE OF TEXTILES	16	-	1	-	17	2	19
Spinning, weaving and finishing of textiles	14	-	1	-	15	2	17
Manufacture of cordage, rope, twine and netting	2	-	-	-	2	-	2
Knitting mills	-	-	-	-	-	-	-
MANUFACTURE OF WEARING APPAREL, EXCEPT FUR APPAREL....	3	-	-	1	4	-	4
Manufacture of wearing apparel except fur apparel...	3	-	-	1	4	-	4
TANNING AND DRESSING OF LEATHER; MANUFACTURE OF FOOTWEAR, LUGGAGE AND HANDBAGS	7	1	-	-	8	-	8
Tanning and dressing of leather,luggage and handbags	4	-	-	-	4	-	4
Manufacture of footwear.....	3	1	-	-	4	-	4
MANUFACTURE OF WOOD AND OF PRODUCTS OF WOOD AND CORK, EXCEPT FURNITURE	3	-	-	-	3	4	7
Manufacture of wood and of products of wood and cork, except furniture.....	3	-	-	-	3	4	7
MANUFACTURE OF PAPER, PAPER PRODUCTS AND PRINTING	14	-	-	-	14	-	14
Manufacture of paper and paper products.....	3	-	-	-	3	-	3
Publishing and printing services.....	11	-	-	-	11	-	11
MANUFACTURE OF CHEMICALS AND CHEMICAL PRODUCTS.....	12	-	1	-	13	-	13
Manufacture of basic chemicals, except fertilizers and nitrogen compounds.....	5	-	-	-	5	-	5
Manufacture of paints, varnishes and mastics	2	-	-	-	2	-	2

NUMBER OF ESTABLISHMENTS WITH AND WITHOUT BOOKS OF ACCOUNTS BY THE CALENDAR YEAR
THEIR BOOKS OF ACCOUNTS ARE KEPT AND INDUSTRIAL GROUP - PUBLIC
2003/2004 (1996 E.F.Y)
TABLE 4.9 (Contd..)

I N D U S T R I A L G R O U P	N O . O F E S T A B L I S H M E N T S W I T H B O O K S O F A C C O U N T S					E S T A B . W I T H N O B O O K S O F A C C O U N T S	G R A N D T O T A L
	E T H I O P I A N B U D G E T Y E A R	E T H I O P I A N C A L E N D A R Y E A R	G R E G O R I A N C A L E N D A R Y E A R	O T H E R S	T O T A L		
Manufacture of pharmaceuticals, medicinal chemicals and botanical products.....	2	-	-	-	2	-	2
Manufacture of soap and detergents cleaning and polishing, perfumes and toilet preparations.....	2	-	-	-	2	-	2
Manufacture of chemical products n.e.c.	1	-	1	-	2	-	2
MANUFACTURE OF RUBBER AND PLASTIC PRODCUTS.....	4	-	-	-	4	-	4
Manufacture of rubber products.....	1	-	-	-	1	-	1
Manufacture of plastic products.....	3	-	-	-	3	-	3
MANUFACTURE OF OTHER NON-METALLIC MINERAL PRODUCTS ...	14	-	1	-	15	2	17
Manufacture of glass and glass products.....	1	-	-	-	1	-	1
Manufacture of structural clay products	1	-	-	-	1	1	2
Manufacture of cement, lime and plaster	4	-	1	-	5	-	5
Manufacture of articles of concrete, cement and plaster	6	-	-	-	6	1	7
Manufacture of non-metallic mineral products n.e.c..	2	-	-	-	2	-	2
MANUFACTURE OF BASIC IRON AND STEEL.....	3	-	-	-	3	-	3
Manufacture of basic iron and steel.....	3	-	-	-	3	-	3
MANUFACTURE OF FABRICATED METAL PRODUCTS EXCEPT MACHINERY AND EQUIPMENT	5	-	-	-	5	1	6
Manufacture of structural metal products, tanks, reservoirs and containers of metal	1	-	-	-	1	1	2
Manufacture of cutlery, hand tools and general hardware	2	-	-	-	2	-	2
Manufacture of other fabricated metal products	2	-	-	-	2	-	2
MANUFACTURE OF MACHINERY AND EQUIPMENT N.E.C.	-	-	-	-	-	-	-
Manufacture of pumps, compressors, taps and valves..	-	-	-	-	-	-	-
Manufacture of ovens, furnaces and furnace burners..	-	-	-	-	-	-	-
Manufacture of other general purpose machinery.....	-	-	-	-	-	-	-
Manufacture of machinery for food and beverage processing	-	-	-	-	-	-	-
Manufacture of accumulators, primary cells and and primary batteries	-	-	-	-	-	-	-
MANUFACTURE OF MOTOR VEHICLES, TRAILERS & SEMI-TRAILERS	1	-	1	-	2	-	2
Manufacture of bodies for motor vehicles.....	1	-	1	-	2	-	2
Manufacture of parts and accessories for motor vehicles and their engines.....	-	-	-	-	-	-	-
MANUFACTURE OF FURNITURE; MANUFACTURING N.E.C.	7	-	-	-	7	3	10
Manufacture of furniture; manufacturing n.e.c.....	7	-	-	-	7	3	10
T O T A L	130	1	6	1	138	13	151

NUMBER OF ESTABLISHMENTS WITH AND WITHOUT BOOKS OF ACCOUNTS BY THE CALENDAR YEAR
THEIR BOOKS OF ACCOUNTS ARE KEPT AND INDUSTRIAL GROUP - PRIVATE
2003/2004 (1996 E.F.Y)
TABLE 4.10

I N D U S T R I A L G R O U P	NO. OF ESTABLISHMENTS WITH BOOKS OF ACCOUNTS					ESTAB.WITH NO BOOKS OF ACCOUNT	GRAND TOTAL
	ETHIOPIAN BUDGET YEAAR	ETHIOPIAN CALENDAR YEAR	GREGORIAN CALENDAR YEAR	OTHERS	TOTAL		
MANUFACTURE OF FOOD PRODUCTS AND BEVERAGES.....	144	-	9	-	153	126	279
Production, processing and preserving of meat, fruit and vegetables	5	-	-	-	5	-	5
Manufacture of vegetable and animal oils and fats...	7	-	-	-	7	14	21
Manufacture of dairy products	2	-	-	-	2	-	2
Manufacture of grain mill products	43	-	2	-	45	21	66
Manufacture of prepared animal feeds	3	-	-	-	3	1	4
Manufacture of bakery products	51	-	1	-	52	83	135
Manufacture of sugar and sugar confectionery	2	-	-	-	2	6	8
Manufacture of macaroni and spaghetti.....	2	-	-	-	2	-	2
Manufacture of food products n.e.c.	10	-	-	-	10	1	11
Distilling, rectifying and blending of spirits	8	-	-	-	8	-	8
Manufacture of wines	-	-	-	-	-	-	-
Manufacture of malt liquors and malt	1	-	3	-	4	-	4
Manufacture of soft drinks & production of mineral waters	10	-	3	-	13	-	13
MANUFACTURE OF TOBACCO PRODUCTS	-	-	-	-	-	-	-
Manufacture of tobacco products.....	-	-	-	-	-	-	-
MANUFACTURE OF TEXTILES	11	-	1	2	14	5	19
Spinning, weaving and finishing of textiles	6	-	1	2	9	2	11
Manufacture of cordage, rope, twine and netting	-	-	-	-	-	-	-
Knitting mills	5	-	-	-	5	3	8
MANUFACTURE OF WEARING APPAREL, EXCEPT FUR APPAREL....	18	-	-	-	18	15	33
Manufacture of wearing apparel except fur apparel...	18	-	-	-	18	15	33
TANNING AND DRESSING OF LEATHER; MANUFACTURE OF FOOTWEAR, LUGGAGE AND HANDBAGS	45	-	3	2	50	7	57
Tanning and dressing of leather,luggage and handbags	12	-	-	1	13	-	13
Manufacture of footwear.....	33	-	3	1	37	7	44
MANUFACTURE OF WOOD AND OF PRODUCTS OF WOOD AND CORK, EXCEPT FURNITURE	1	-	-	-	1	12	13
Manufacture of wood and of products of wood and cork, except furniture.....	1	-	-	-	1	12	13
MANUFACTURE OF PAPER, PAPER PRODUCTS AND PRINTING	75	1	2	-	78	6	84
Manufacture of paper and paper products.....	4	-	-	-	4	-	4
Publishing and printing services.....	71	1	2	-	74	6	80
MANUFACTURE OF CHEMICALS AND CHEMICAL PRODUCTS.....	23	2	5	-	30	3	33
Manufacture of basic chemicals, except fertilizers and nitrogen compounds.....	2	-	-	-	2	-	2
Manufacture of paints, varnishes and mastics	6	-	-	-	6	-	6

NUMBER OF ESTABLISHMENTS WITH AND WITHOUT BOOKS OF ACCOUNTS BY THE CALENDAR YEAR
THEIR BOOKS OF ACCOUNTS ARE KEPT AND INDUSTRIAL GROUP - PRIVATE
2003/2004 (1996 E.F.Y)
TABLE 4.10 (Contd..)

I N D U S T R I A L G R O U P	N O . O F E S T A B L I S H M E N T S W I T H B O O K S O F A C C O U N T S					E S T A B . W I T H N O B O O K S O F A C C O U N T	G R A N D T O T A L
	E H I O P I A N B U D G E T Y E A A R	E H I O P I A N C A L E N D A R Y E A R	G R E G O R I A N C A L E N D A R Y E A R	O T H E R S	T O T A L		
Manufacture of pharmaceuticals, medicinal chemicals and botanical products.....	4	-	1	-	5	-	5
Manufacture of soap and detergents cleaning and polishing, perfumes and toilet preparations.....	8	2	3	-	13	3	16
Manufacture of chemical products n.e.c.	3	-	1	-	4	-	4
MANUFACTURE OF RUBBER AND PLASTIC PROCDUCTS.....	33	-	3	-	36	2	38
Manufacture of rubber products.....	3	-	-	-	3	-	3
Manufacture of plastic products.....	30	-	3	-	33	2	35
MANUFACTURE OF OTHER NON-METALLIC MINERAL PRODUCTS ...	14	2	2	-	18	88	106
Manufacture of glass and glass products.....	-	-	-	-	-	1	1
Manufacture of structural clay products	-	-	-	-	-	2	2
Manufacture of cement, lime and plaster	2	-	-	-	2	1	3
Manufacture of articles of concrete, cement and plaster	8	2	1	-	11	71	82
Manufacture of non-metallic mineral products n.e.c..	4	-	1	-	5	13	18
MANUFACTURE OF BASIC IRON AND STEEL.....	9	-	1	-	10	-	10
Manufacture of basic iron and steel.....	9	-	1	-	10	-	10
MANUFACTURE OF FABRICATED METAL PRODUCTS EXCEPT MACHINERY AND EQUIPMENT	33	-	3	-	36	36	72
Manufacture of structural metal products, tanks, reservoirs and containers of metal	17	-	1	-	18	26	44
Manufacture of cutlery, hand tools and general hardware	3	-	1	-	4	3	7
Manufacture of other fabricated metal products	13	-	1	-	14	7	21
MANUFACTURE OF MACHINERY AND EQUIPMENT N.E.C.	7	2	-	-	9	2	11
Manufacture of pumps, compressors, taps and valves..	-	-	-	-	-	-	-
Manufacture of ovens, furnaces and furnace burners..	4	-	-	-	4	1	5
Manufacture of other general purpose machinery.....	-	-	-	-	-	-	-
Manufacture of machinery for food and beverage processing	2	2	-	-	4	1	5
Manufacture of accumulators, primary cells and and primary batteries	1	-	-	-	1	-	1
MANUFACTURE OF MOTOR VEHICLES, TRAILERS & SEMI-TRAILERS	6	-	-	-	6	-	6
Manufacture of bodies for motor vehicles.....	4	-	-	-	4	-	4
Manufacture of parts and accessories for motor vehicles and their engines.....	2	-	-	-	2	-	2
MANUFACTURE OF FURNITURE; MANUFACTURING N.E.C.	32	1	1	-	34	128	162
Manufacture of furniture; manufacturing n.e.c.....	32	1	1	-	34	128	162
T O T A L	451	8	30	4	493	430	923

NUMBER OF PERSONS ENGAGED BY SEX, NATIONALITY, TOTAL WAGES AND SALARIES
AND INDUSTRIAL GROUP - PUBLIC AND PRIVATE 2003/2004 (1996 E.F.Y)
TABLE 4.11

I N D U S T R I A L G R O U P	NO.OF ESTAB.	NO. OF PERSONS ENGAGED				NO. OF EMPLOY.	1 WAGES AND SALARIES (IN'000 BIRR)				
		ETHIOPIANS		FOREIG- NERS	TOTAL		ETHIOPIANS		FOREIG- NERS	TOTAL	
		MALE	FEMALE				MALE	FEMALE			
MANUFACTURE OF FOOD PRODUCTS AND BEVERAGES.....	322	25,999	5,576	14	31,589	31,359	202,655	51,942	4,480	303,558	
Production, processing and preserving of meat, fruit and vegetables	8	1,313	168	-	1,481	1,481	7,401	1,412	-	10,270	
Manufacture of vegetable and animal oils and fats...	28	1,094	201	-	1,295	1,256	6,678	1,402	-	8,931	
Manufacture of dairy products	3	631	127	-	758	757	3,535	1,506	-	5,174	
Manufacture of grain mill products	75	3,889	737	2	4,628	4,587	18,294	3,937	30	23,591	
Manufacture of prepared animal feeds	4	183	56	-	239	238	535	163	-	706	
Manufacture of bakery products	141	3,097	1,214	1	4,312	4,190	12,247	3,559	-	16,548	
Manufacture of sugar and sugar confectionery	12	6,437	514	-	6,951	6,937	66,101	16,674	-	94,777	
Manufacture of macaroni and spaghetti.....	6	779	264	-	1,043	1,041	7,495	2,080	-	10,989	
Manufacture of food products n.e.c.	12	1,082	114	-	1,196	1,186	4,425	676	-	5,485	
Distilling, rectifying and blending of spirits	9	830	350	-	1,180	1,180	6,248	1,611	-	10,433	
Manufacture of wines	1	310	152	-	462	462	3,293	1,425	-	5,430	
Manufacture of malt liquors and malt	8	2,944	708	7	3,659	3,659	34,409	7,699	810	52,438	
Manufacture of soft drinks & production of mineral waters	15	3,410	971	4	4,385	4,385	31,996	9,797	3,639	58,786	
MANUFACTURE OF TOBACCO PRODUCTS	1	466	319	-	785	785	7,412	3,192	-	12,979	
Manufacture of tobacco products.....	1	466	319	-	785	785	7,412	3,192	-	12,979	
MANUFACTURE OF TEXTILES	38	13,397	9,487	30	22,914	22,900	79,562	45,629	14,713	147,227	
Spinning, weaving and finishing of textiles	28	11,913	8,514	30	20,457	20,453	72,205	40,686	14,713	133,682	
Manufacture of cordage, rope, twine and netting	2	1,373	893	-	2,266	2,266	7,098	4,769	-	13,088	
Knitting mills	8	111	80	-	191	181	259	175	-	457	
MANUFACTURE OF WEARING APPAREL, EXCEPT FUR APPAREL....	37	1,246	2,554	40	3,840	3,806	8,061	9,938	2,160	20,914	
Manufacture of wearing apparel except fur apparel...	37	1,246	2,554	40	3,840	3,806	8,061	9,938	2,160	20,914	
TANNING AND DRESSING OF LEATHER; MANUFACTURE OF FOOTWEAR, LUGGAGE AND HANDBAGS	65	5,634	2,076	8	7,718	7,665	34,323	13,854	120	54,224	
Tanning and dressing of leather,luggage and handbags	17	2,996	733	3	3,732	3,725	19,507	5,245	120	29,702	
Manufacture of footwear.....	48	2,638	1,343	5	3,986	3,940	14,816	8,609	-	24,522	
MANUFACTURE OF WOOD AND OF PRODUCTS OF WOOD AND CORK, EXCEPT FURNITURE	20	1,438	201	-	1,639	1,616	7,399	2,267	-	11,319	
Manufacture of wood and of products of wood and cork, except furniture.....	20	1,438	201	-	1,639	1,616	7,399	2,267	-	11,319	
MANUFACTURE OF PAPER, PAPER PRODUCTS AND PRINTING....	98	4,499	2,447	9	6,955	6,940	36,679	18,957	281	60,891	
Manufacture of paper and paper products.....	7	1,292	445	-	1,737	1,737	8,903	3,126	-	13,250	
Publishing and printing services.....	91	3,207	2,002	9	5,218	5,203	27,776	15,830	281	47,641	
MANUFACTURE OF CHEMICALS AND CHEMICAL PRODUCTS.....	46	3,556	1,507	12	5,075	5,071	29,812	10,653	87	46,659	
Manufacture of basic chemicals, except fertilizers and nitrogen compounds.....	7	945	114	-	1,059	1,059	9,961	1,018	-	12,138	
Manufacture of paints, varnishes and mastics	8	474	133	-	607	607	4,369	1,581	-	6,972	

1. Details may not add to row total, because the total include other benefits paid to persons not classified by sex and nationality.

NUMBER OF PERSONS ENGAGED BY SEX, NATIONALITY, TOTAL WAGES AND SALARIES
AND INDUSTRIAL GROUP - PUBLIC AND PRIVATE 2003/2004 (1996 E.F.Y)
TABLE 4.11 (Contd..)

I N D U S T R I A L G R O U P	NO.OF ESTAB.	NO. OF PERSONS ENGAGED				NO. OF EMPLOY.	1 WAGES AND SALARIES (IN'000 BIRR)				
		ETHIOPIANS		FOREIG- NERS	TOTAL		ETHIOPIANS		FOREIG- NERS	TOTAL	
		MALE	FEMALE				MALE	FEMALE			
Manufacture of pharmaceuticals, medicinal chemicals and botanical products.....	7	747	512	10	1,269	1,269	7,041	4,649	-	14,399	
Manufacture of soap and detergents cleaning and polishing, perfumes and toilet preparations.....	18	1,135	417	-	1,552	1,548	7,301	2,125	-	10,340	
Manufacture of chemical products n.e.c.	6	255	331	2	588	588	1,141	1,280	87	2,810	
MANUFACTURE OF RUBBER AND PLASTIC PRODCUTS.....	42	2,992	1,412	8	4,412	4,410	26,251	6,889	73	38,385	
Manufacture of rubber products.....	4	834	143	-	977	976	13,630	1,218	-	16,911	
Manufacture of plastic products.....	38	2,158	1,269	8	3,435	3,434	12,621	5,671	73	21,473	
MANUFACTURE OF OTHER NON-METALLIC MINERAL PRODUCTS ...	123	7,955	1,300	11	9,266	9,138	52,852	9,096	4,274	74,266	
Manufacture of glass and glass products.....	2	387	92	-	479	477	2,308	710	-	3,811	
Manufacture of structural clay products	4	435	88	-	523	520	2,373	967	-	3,419	
Manufacture of cement, lime and plaster	8	2,124	260	10	2,394	2,393	22,575	3,391	4,274	35,042	
Manufacture of articles of concrete, cement and plaster	89	3,015	492	1	3,508	3,393	12,944	1,795	-	15,153	
Manufacture of non-metallic mineral products n.e.c..	20	1,994	368	-	2,362	2,355	12,651	2,233	-	16,840	
MANUFACTURE OF BASIC IRON AND STEEL.....	13	1,496	202	2	1,700	1,699	16,534	2,004	53	21,362	
Manufacture of basic iron and steel.....	13	1,496	202	2	1,700	1,699	16,534	2,004	53	21,362	
MANUFACTURE OF FABRICATED METAL PRODUCTS EXCEPT MACHINERY AND EQUIPMENT	78	3,037	471	8	3,516	3,453	23,761	3,451	105	29,936	
Manufacture of structural metal products, tanks, reservoirs and containers of metal	46	1,297	128	5	1,430	1,387	8,356	554	17	9,562	
Manufacture of cutlery, hand tools and general hardware	9	416	96	1	513	509	2,970	591	27	4,639	
Manufacture of other fabricated metal products	23	1,324	247	2	1,573	1,557	12,436	2,306	60	15,734	
MANUFACTURE OF MACHINERY AND EQUIPMENT N.E.C.	11	231	30	6	267	256	1,034	94	65	1,225	
Manufacture of pumps, compressors, taps and valves..	-	-	-	-	-	-	-	-	-	-	
Manufacture of ovens, furnaces and furnace burners..	5	112	24	3	139	137	606	87	24	739	
Manufacture of other general purpose machinery.....	-	-	-	-	-	-	-	-	-	-	
Manufacture of machinery for food and beverage processing	5	68	5	3	76	69	332	7	41	390	
Manufacture of accumulators, primary cells and and primary batteries	1	51	1	-	52	50	95	-	-	95	
MANUFACTURE OF MOTOR VEHICLES,TRAILERS & SEMI-TRAILERS	8	978	151	3	1,132	1,130	11,177	2,254	550	19,679	
Manufacture of bodies for motor vehicles.....	6	893	133	3	1,029	1,029	10,417	2,137	550	18,786	
Manufacture of parts and accessories for motor vehicles and their engines.....	2	85	18	-	103	101	760	117	-	893	
MANUFACTURE OF FURNITURE; MANUFACTURING N.E.C.	172	4,663	678	2	5,343	5,153	23,196	4,130	48	28,762	
Manufacture of furniture; manufacturing n.e.c.....	172	4,663	678	2	5,343	5,153	23,196	4,130	48	28,762	
T O T A L	1,074	77,587	28,411	153	106,151	105,381	560,707	184,350	27,009	871,384	

1. Details may not add to row total, because the total include other benifits paid to persons not classified by sex and nationality.

NUMBER OF PERSONS ENGAGED BY SEX, NATIONALITY, TOTAL WAGES AND SALARIES
AND INDUSTRIAL GROUP - PUBLIC 2003/2004 (1996 E.F.Y)
TABLE 4.12

INDUSTRIAL GROUP	NO.OF ESTAB.	NO. OF PERSONS ENGAGED				NO. OF EMPLOY.	1 WAGES AND SALARIES (IN'000 BIRR)				
		ETHIOPIANS		FOREIG- NERS	TOTAL		ETHIOPIANS		FOREIG- NERS	TOTAL	
		MALE	FEMALE				MALE	FEMALE			
MANUFACTURE OF FOOD PRODUCTS AND BEVERAGES.....	43	14,586	2,643	-	17,229	17,229	137,275	36,836	-	202,987	
Production, processing and preserving of meat, fruit and vegetables	3	987	73	-	1,060	1,060	5,129	820	-	7,084	
Manufacture of vegetable and animal oils and fats...	7	769	164	-	933	933	5,794	1,329	-	7,970	
Manufacture of dairy products	1	412	78	-	490	490	2,490	1,289	-	3,913	
Manufacture of grain mill products	9	1,067	280	-	1,347	1,347	7,285	1,966	-	10,061	
Manufacture of prepared animal feeds	-	-	-	-	-	-	-	-	-	-	
Manufacture of bakery products	6	425	197	-	622	622	3,354	1,395	-	4,871	
Manufacture of sugar and sugar confectionery	4	6,326	474	-	6,800	6,800	65,936	16,600	-	94,536	
Manufacture of macaroni and spaghetti.....	4	701	245	-	946	946	6,979	1,967	-	10,288	
Manufacture of food products n.e.c.	1	155	20	-	175	175	1,048	198	-	1,246	
Distilling, rectifying and blending of spirits	1	592	211	-	803	803	4,935	1,079	-	8,551	
Manufacture of wines	1	310	152	-	462	462	3,293	1,425	-	5,430	
Manufacture of malt liquors and malt	4	2,132	522	-	2,654	2,654	25,830	6,323	-	39,890	
Manufacture of soft drinks & production of mineral waters	2	710	227	-	937	937	5,202	2,446	-	9,147	
MANUFACTURE OF TOBACCO PRODUCTS	1	466	319	-	785	785	7,412	3,192	-	12,979	
Manufacture of tobacco products.....	1	466	319	-	785	785	7,412	3,192	-	12,979	
MANUFACTURE OF TEXTILES	19	10,769	7,308	6	18,083	18,083	64,858	34,762	787	105,480	
Spinning, weaving and finishing of textiles	17	9,396	6,415	6	15,817	15,817	57,760	29,993	787	92,391	
Manufacture of cordage, rope, twine and netting	2	1,373	893	-	2,266	2,266	7,098	4,769	-	13,088	
Knitting mills	-	-	-	-	-	-	-	-	-	-	
MANUFACTURE OF WEARING APPAREL, EXCEPT FUR APPAREL....	4	377	1,174	-	1,551	1,551	1,583	4,360	-	6,225	
Manufacture of wearing apparel except fur apparel...	4	377	1,174	-	1,551	1,551	1,583	4,360	-	6,225	
TANNING AND DRESSING OF LEATHER; MANUFACTURE OF FOOTWEAR, LUGGAGE AND HANDBAGS	8	2,685	1,090	-	3,775	3,775	22,491	8,830	-	36,035	
Tanning and dressing of leather,luggage and handbags	4	1,432	301	-	1,733	1,733	13,227	3,016	-	20,091	
Manufacture of footwear.....	4	1,253	789	-	2,042	2,042	9,264	5,814	-	15,945	
MANUFACTURE OF WOOD AND OF PRODUCTS OF WOOD AND CORK, EXCEPT FURNITURE	7	1,281	182	-	1,463	1,463	7,015	2,229	-	10,893	
Manufacture of wood and of products of wood and cork, except furniture.....	7	1,281	182	-	1,463	1,463	7,015	2,229	-	10,893	
MANUFACTURE OF PAPER, PAPER PRODUCTS AND PRINTING.....	14	2,706	1,426	-	4,132	4,132	25,572	13,215	-	42,138	
Manufacture of paper and paper products.....	3	1,050	321	-	1,371	1,371	7,689	2,315	-	10,623	
Publishing and printing services.....	11	1,656	1,105	-	2,761	2,761	17,884	10,900	-	31,515	
MANUFACTURE OF CHEMICALS AND CHEMICAL PRODUCTS.....	13	1,883	596	-	2,479	2,479	18,426	6,086	-	28,966	
Manufacture of basic chemicals, except fertilizers and nitrogen compounds.....	5	869	106	-	975	975	9,155	966	-	11,198	
Manufacture of paints, varnishes and mastics	2	194	60	-	254	254	2,078	886	-	3,692	

1. Details may not add to row total, because the total include other benefits paid to persons not classified by sex and nationality.

NUMBER OF PERSONS ENGAGED BY SEX, NATIONALITY, TOTAL WAGES AND SALARIES
AND INDUSTRIAL GROUP - PUBLIC 2003/2004 (1996 E.F.Y)
TABLE 4.12 (Contd..)

I N D U S T R I A L G R O U P	NO.OF ESTAB.	NO. OF PERSONS ENGAGED				NO. OF EMPLOY.	1 WAGES AND SALARIES (IN'000 BIRR)			
		ETHIOPIANS		FOREIG- NERS	TOTAL		ETHIOPIANS		FOREIG- NERS	TOTAL
		MALE	FEMALE				MALE	FEMALE		
Manufacture of pharmaceuticals, medicinal chemicals and botanical products.....	2	417	246	-	663	663	4,596	3,260	-	10,036
Manufacture of soap and detergents cleaning and polishing, perfumes and toilet preparations.....	2	305	119	-	424	424	2,203	721	-	3,369
Manufacture of chemical products n.e.c.	2	98	65	-	163	163	394	253	-	673
MANUFACTURE OF RUBBER AND PLASTIC PROCDUCTS.....	4	1,089	330	-	1,419	1,419	15,878	2,939	-	22,625
Manufacture of rubber products.....	1	700	109	-	809	809	12,806	936	-	15,535
Manufacture of plastic products.....	3	389	221	-	610	610	3,072	2,002	-	7,090
MANUFACTURE OF OTHER NON-METALLIC MINERAL PRODUCTS ...	17	4,456	703	-	5,159	5,159	38,440	6,593	-	51,847
Manufacture of glass and glass products.....	1	376	91	-	467	467	2,270	710	-	3,773
Manufacture of structural clay products	2	372	87	-	459	459	2,245	967	-	3,291
Manufacture of cement, lime and plaster	5	1,578	183	-	1,761	1,761	19,053	2,240	-	26,011
Manufacture of articles of concrete, cement and plaster	7	1,266	127	-	1,393	1,393	8,354	1,107	-	9,803
Manufacture of non-metallic mineral products n.e.c..	2	864	215	-	1,079	1,079	6,519	1,568	-	8,970
MANUFACTURE OF BASIC IRON AND STEEL.....	3	918	96	-	1,014	1,014	12,497	1,270	-	15,571
Manufacture of basic iron and steel.....	3	918	96	-	1,014	1,014	12,497	1,270	-	15,571
MANUFACTURE OF FABRICATED METAL PRODUCTS EXCEPT MACHINERY AND EQUIPMENT	6	1,178	225	-	1,403	1,403	12,146	2,390	-	15,947
Manufacture of structural metal products, tanks, reservoirs and containers of metal	2	229	26	-	255	255	2,396	192	-	2,729
Manufacture of cutlery, hand tools and general hardware	2	285	67	-	352	352	2,238	466	-	3,435
Manufacture of other fabricated metal products	2	664	132	-	796	796	7,513	1,732	-	9,783
MANUFACTURE OF MACHINERY AND EQUIPMENT N.E.C.	-	-	-	-	-	-	-	-	-	-
Manufacture of pumps, compressors, taps and valves..	-	-	-	-	-	-	-	-	-	-
Manufacture of ovens, furnaces and furnace burners..	-	-	-	-	-	-	-	-	-	-
Manufacture of other general purpose machinery.....	-	-	-	-	-	-	-	-	-	-
Manufacture of machinery for food and beverage processing	-	-	-	-	-	-	-	-	-	-
Manufacture of accumulators, primary cells and and primary batteries	-	-	-	-	-	-	-	-	-	-
MANUFACTURE OF MOTOR VEHICLES,TRAILERS & SEMI-TRAILERS	2	255	72	3	330	330	4,703	1,638	550	9,468
Manufacture of bodies for motor vehicles.....	2	255	72	3	330	330	4,703	1,638	550	9,468
Manufacture of parts and accessories for motor vehicles and their engines.....	-	-	-	-	-	-	-	-	-	-
MANUFACTURE OF FURNITURE; MANUFACTURING N.E.C.	10	444	180	-	624	624	2,633	1,081	-	3,887
Manufacture of furniture; manufacturing n.e.c.....	10	444	180	-	624	624	2,633	1,081	-	3,887
T O T A L	151	43,093	16,344	9	59,446	59,446	370,931	125,419	1,338	565,049

1. Details may not add to row total, because the total include other benifits paid to persons not classified by sex and nationality.

NUMBER OF PERSONS ENGAGED BY SEX, NATIONALITY, TOTAL WAGES AND SALARIES
AND INDUSTRIAL GROUP - PRIVATE 2003/2004 (1996 E.F.Y)
TABLE 4.13

I N D U S T R I A L G R O U P	NO.OF ESTAB.	NO. OF PERSONS ENGAGED				NO. OF EMPLOY.	1 WAGES AND SALARIES (IN'000 BIRR)				
		ETHIOPIANS		FOREIG- NERS	TOTAL		ETHIOPIANS		FOREIG- NERS	TOTAL	
		MALE	FEMALE				MALE	FEMALE			
MANUFACTURE OF FOOD PRODUCTS AND BEVERAGES.....	279	11,413	2,933	14	14,360	14,130	65,380	15,106	4,480	100,571	
Production, processing and preserving of meat, fruit and vegetables	5	326	95	-	421	421	2,272	593	-	3,186	
Manufacture of vegetable and animal oils and fats...	21	325	37	-	362	323	883	73	-	961	
Manufacture of dairy products	2	219	49	-	268	267	1,045	216	-	1,261	
Manufacture of grain mill products	66	2,822	457	2	3,281	3,240	11,009	1,971	30	13,529	
Manufacture of prepared animal feeds	4	183	56	-	239	238	535	163	-	706	
Manufacture of bakery products	135	2,672	1,017	1	3,690	3,568	8,893	2,164	-	11,678	
Manufacture of sugar and sugar confectionery	8	111	40	-	151	137	164	74	-	241	
Manufacture of macaroni and spaghetti.....	2	78	19	-	97	95	517	114	-	701	
Manufacture of food products n.e.c.	11	927	94	-	1,021	1,011	3,377	478	-	4,239	
Distilling, rectifying and blending of spirits	8	238	139	-	377	377	1,313	532	-	1,882	
Manufacture of wines	-	-	-	-	-	-	-	-	-	-	
Manufacture of malt liquors and malt	4	812	186	7	1,005	1,005	8,579	1,376	810	12,548	
Manufacture of soft drinks & production of mineral waters	13	2,700	744	4	3,448	3,448	26,793	7,351	3,639	49,639	
MANUFACTURE OF TOBACCO PRODUCTS	-	-	-	-	-	-	-	-	-	-	
Manufacture of tobacco products.....	-	-	-	-	-	-	-	-	-	-	
MANUFACTURE OF TEXTILES	19	2,628	2,179	24	4,831	4,817	14,704	10,868	13,926	41,748	
Spinning, weaving and finishing of textiles	11	2,517	2,099	24	4,640	4,636	14,445	10,693	13,926	41,291	
Manufacture of cordage, rope, twine and netting	-	-	-	-	-	-	-	-	-	-	
Knitting mills	8	111	80	-	191	181	259	175	-	457	
MANUFACTURE OF WEARING APPAREL, EXCEPT FUR APPAREL....	33	869	1,380	40	2,289	2,255	6,477	5,578	2,160	14,689	
Manufacture of wearing apparel except fur apparel...	33	869	1,380	40	2,289	2,255	6,477	5,578	2,160	14,689	
TANNING AND DRESSING OF LEATHER; MANUFACTURE OF FOOTWEAR, LUGGAGE AND HANDBAGS	57	2,949	986	8	3,943	3,890	11,831	5,024	120	18,189	
Tanning and dressing of leather,luggage and handbags	13	1,564	432	3	1,999	1,992	6,279	2,229	120	9,611	
Manufacture of footwear.....	44	1,385	554	5	1,944	1,898	5,552	2,795	-	8,578	
MANUFACTURE OF WOOD AND OF PRODUCTS OF WOOD AND CORK, EXCEPT FURNITURE	13	157	19	-	176	153	385	38	-	425	
Manufacture of wood and of products of wood and cork, except furniture.....	13	157	19	-	176	153	385	38	-	425	
MANUFACTURE OF PAPER, PAPER PRODUCTS AND PRINTING.....	84	1,793	1,021	9	2,823	2,808	11,107	5,742	281	18,753	
Manufacture of paper and paper products.....	4	242	124	-	366	366	1,214	811	-	2,627	
Publishing and printing services.....	80	1,551	897	9	2,457	2,442	9,893	4,930	281	16,126	
MANUFACTURE OF CHEMICALS AND CHEMICAL PRODUCTS.....	33	1,673	911	12	2,596	2,592	11,386	4,568	87	17,693	
Manufacture of basic chemicals, except fertilizers and nitrogen compounds.....	2	76	8	-	84	84	806	52	-	940	
Manufacture of paints, varnishes and mastics	6	280	73	-	353	353	2,291	695	-	3,280	

1. Details may not add to row total, because the total include other benifits paid to persons not classified by sex and nationality.

NUMBER OF PERSONS ENGAGED BY SEX, NATIONALITY, TOTAL WAGES AND SALARIES
AND INDUSTRIAL GROUP - PRIVATE 2003/2004 (1996 E.F.Y)
TABLE 4.13 (Contd..)

I N D U S T R I A L G R O U P	NO.OF ESTAB.	NO. OF PERSONS ENGAGED				NO. OF EMPLOY.	1 WAGES AND SALARIES (IN'000 BIRR)				
		ETHIOPIANS		FOREIG- NERS	TOTAL		ETHIOPIANS		FOREIG- NERS	TOTAL	
		MALE	FEMALE				MALE	FEMALE			
Manufacture of pharmaceuticals, medicinal chemicals and botanical products.....	5	330	266	10	606	606	2,446	1,389	-	4,363	
Manufacture of soap and detergents cleaning and polishing, perfumes and toilet preparations.....	16	830	298	-	1,128	1,124	5,097	1,405	-	6,972	
Manufacture of chemical products n.e.c.	4	157	266	2	425	425	746	1,027	87	2,137	
MANUFACTURE OF RUBBER AND PLASTIC PRODCUTS.....	38	1,903	1,082	8	2,993	2,991	10,373	3,950	73	15,759	
Manufacture of rubber products.....	3	134	34	-	168	167	824	281	-	1,376	
Manufacture of plastic products.....	35	1,769	1,048	8	2,825	2,824	9,549	3,669	73	14,383	
MANUFACTURE OF OTHER NON-METALLIC MINERAL PRODUCTS ...	106	3,499	597	11	4,107	3,979	14,411	2,503	4,274	22,418	
Manufacture of glass and glass products.....	1	11	1	-	12	10	38	-	-	38	
Manufacture of structural clay products	2	63	1	-	64	61	128	-	-	128	
Manufacture of cement, lime and plaster	3	546	77	10	633	632	3,523	1,151	4,274	9,032	
Manufacture of articles of concrete, cement and plaster	82	1,749	365	1	2,115	2,000	4,591	688	-	5,350	
Manufacture of non-metallic mineral products n.e.c..	18	1,130	153	-	1,283	1,276	6,132	664	-	7,871	
MANUFACTURE OF BASIC IRON AND STEEL.....	10	578	106	2	686	685	4,036	733	53	5,792	
Manufacture of basic iron and steel.....	10	578	106	2	686	685	4,036	733	53	5,792	
MANUFACTURE OF FABRICATED METAL PRODUCTS EXCEPT MACHINERY AND EQUIPMENT	72	1,859	246	8	2,113	2,050	11,615	1,060	105	13,988	
Manufacture of structural metal products, tanks, reservoirs and containers of metal	44	1,068	102	5	1,175	1,132	5,960	362	17	6,833	
Manufacture of cutlery, hand tools and general hardware	7	131	29	1	161	157	732	124	27	1,204	
Manufacture of other fabricated metal products	21	660	115	2	777	761	4,923	574	60	5,951	
MANUFACTURE OF MACHINERY AND EQUIPMENT N.E.C.	11	231	30	6	267	256	1,034	94	65	1,225	
Manufacture of pumps, compressors, taps and valves..	-	-	-	-	-	-	-	-	-	-	
Manufacture of ovens, furnaces and furnace burners..	5	112	24	3	139	137	606	87	24	739	
Manufacture of other general purpose machinery.....	-	-	-	-	-	-	-	-	-	-	
Manufacture of machinery for food and beverage processing	5	68	5	3	76	69	332	7	41	390	
Manufacture of accumulators, primary cells and and primary batteries	1	51	1	-	52	50	95	-	-	95	
MANUFACTURE OF MOTOR VEHICLES,TRAILERS & SEMI-TRAILERS	6	723	79	-	802	800	6,474	617	-	10,211	
Manufacture of bodies for motor vehicles.....	4	638	61	-	699	699	5,714	500	-	9,318	
Manufacture of parts and accessories for motor vehicles and their engines.....	2	85	18	-	103	101	760	117	-	893	
MANUFACTURE OF FURNITURE; MANUFACTURING N.E.C.	162	4,219	498	2	4,719	4,529	20,563	3,049	48	24,875	
Manufacture of furniture; manufacturing n.e.c.....	162	4,219	498	2	4,719	4,529	20,563	3,049	48	24,875	
T O T A L	923	34,494	12,067	144	46,705	45,935	189,777	58,930	25,671	306,336	

1. Details may not add to row total, because the total include other benifits paid to persons not classified by sex and nationality.

NUMBER OF PERMANENT EMPLOYEES* BY WAGES AND SALARIES GROUP - PUBLIC AND PRIVATE
2003/2004 (1996 E.F.Y)
TABLE 4.14

I N D U S T R I A L G R O U P	NO. OF ESTAB.	UNDER 105	105-299	300-499	500-699	700-999	1000- 1449	1500- 1999	2000 & OVER	TOTAL
MANUFACTURE OF FOOD PRODUCTS AND BEVERAGES.....	322	478	4,732	4,347	2,522	3,961	3,701	2,753	1,101	23,595
Production, processing and preserving of meat, fruit and vegetables	8	-	106	462	212	152	104	87	17	1,140
Manufacture of vegetable and animal oils and fats...	28	22	191	209	89	187	147	72	29	946
Manufacture of dairy products	3	-	302	196	75	71	21	19	6	690
Manufacture of grain mill products	75	31	1,307	901	377	533	297	181	41	3,668
Manufacture of prepared animal feeds	4	11	103	91	10	14	9	5	4	247
Manufacture of bakery products	141	395	1,603	486	228	280	145	75	28	3,240
Manufacture of sugar and sugar confectionery	12	11	195	553	261	579	1,207	1,210	573	4,589
Manufacture of macaroni and spaghetti.....	6	-	44	163	217	185	93	82	33	817
Manufacture of food products n.e.c.	12	5	124	188	95	76	42	27	10	567
Distilling, rectifying and blending of spirits	9	3	197	81	74	209	105	122	21	812
Manufacture of wines	1	-	-	-	37	299	78	34	3	451
Manufacture of malt liquors and malt	8	-	32	115	252	529	860	514	201	2,503
Manufacture of soft drinks & production of mineral waters	15	-	528	902	595	847	593	325	135	3,925
MANUFACTURE OF TOBACCO PRODUCTS	1	-	-	-	-	242	246	163	64	715
Manufacture of tobacco products.....	1	-	-	-	-	242	246	163	64	715
MANUFACTURE OF TEXTILES	38	40	5,389	10,171	3,967	2,777	1,428	654	220	24,646
Spinning, weaving and finishing of textiles	28	23	4,290	8,648	3,803	2,626	1,349	623	213	21,575
Manufacture of cordage, rope, twine and netting	2	-	1,012	1,506	160	144	77	30	7	2,936
Knitting mills	8	17	87	17	4	7	2	1	-	135
MANUFACTURE OF WEARING APPAREL, EXCEPT FUR APPAREL....	37	54	2,333	1,464	300	273	185	50	18	4,677
Manufacture of wearing apparel except fur apparel...	37	54	2,333	1,464	300	273	185	50	18	4,677
TANNING AND DRESSING OF LEATHER; MANUFACTURE OF FOOTWEAR, LUGGAGE AND HANDBAGS	65	24	1,835	1,253	565	1,221	1,435	535	107	6,975
Tanning and dressing of leather,luggage and handbags	17	-	761	500	201	558	914	412	85	3,431
Manufacture of footwear.....	48	24	1,074	753	364	663	521	123	22	3,544
MANUFACTURE OF WOOD AND OF PRODUCTS OF WOOD AND CORK, EXCEPT FURNITURE	20	14	220	253	137	206	150	62	34	1,076
Manufacture of wood and of products of wood and cork, except furniture.....	20	14	220	253	137	206	150	62	34	1,076
MANUFACTURE OF PAPER, PAPER PRODUCTS AND PRINTING.....	98	59	1,026	985	519	1,282	1,249	815	151	6,086
Manufacture of paper and paper products.....	7	-	173	286	114	340	286	106	46	1,351
Publishing and printing services.....	91	59	853	699	405	942	963	709	105	4,735
MANUFACTURE OF CHEMICALS AND CHEMICAL PRODUCTS.....	46	23	971	778	435	724	828	470	190	4,419
Manufacture of basic chemicals, except fertilizers and nitrogen compounds.....	7	-	133	190	72	178	244	153	54	1,024
Manufacture of paints, varnishes and mastics	8	-	68	89	67	103	77	76	47	527

* The number of employees refers to the number of permanent employees in the month of June, according to the Ethiopian Fiscal Year

NUMBER OF PERMANENT EMPLOYEES* BY WAGES AND SALARIES GROUP - PUBLIC AND PRIVATE
2003/2004 (1996 E.F.Y)
TABLE 4.14 (Contd..)

I N D U S T R I A L G R O U P	NO. OF ESTAB.	UNDER 105	105-299	300-499	500-699	700-999	1000- 1449	1500- 1999	2000 & OVER	TOTAL
Manufacture of pharmaceuticals, medicinal chemicals and botanical products.....	7	-	149	184	93	229	259	151	63	1,128
Manufacture of soap and detergents cleaning and polishing, perfumes and toilet preparations.....	18	22	239	215	156	172	220	66	20	1,110
Manufacture of chemical products n.e.c.	6	1	382	100	47	42	28	24	6	630
MANUFACTURE OF RUBBER AND PLASTIC PROCDUCTS.....	42	4	1,698	1,044	332	420	336	448	272	4,554
Manufacture of rubber products.....	4	-	76	94	68	67	79	281	230	895
Manufacture of plastic products.....	38	4	1,622	950	264	353	257	167	42	3,659
MANUFACTURE OF OTHER NON-METALLIC MINERAL PRODUCTS ...	123	99	1,614	1,082	809	1,171	967	535	262	6,539
Manufacture of glass and glass products.....	2	-	34	47	35	53	64	53	19	305
Manufacture of structural clay products	4	-	34	94	57	48	58	12	2	305
Manufacture of cement, lime and plaster	8	-	145	272	233	495	476	346	179	2,146
Manufacture of articles of concrete, cement and plaster	89	97	1,063	438	182	234	94	40	16	2,164
Manufacture of non-metallic mineral products n.e.c..	20	2	338	231	302	341	275	84	46	1,619
MANUFACTURE OF BASIC IRON AND STEEL.....	13	1	277	237	92	194	370	364	89	1,624
Manufacture of basic iron and steel.....	13	1	277	237	92	194	370	364	89	1,624
MANUFACTURE OF FABRICATED METAL PRODUCTS EXCEPT MACHINERY AND EQUIPMENT	78	47	579	588	336	456	476	342	96	2,920
Manufacture of structural metal products, tanks, reservoirs and containers of metal	46	19	324	236	148	153	104	81	29	1,094
Manufacture of cutlery, hand tools and general hardware	9	-	65	101	93	92	70	37	5	463
Manufacture of other fabricated metal products	23	28	190	251	95	211	302	224	62	1,363
MANUFACTURE OF MACHINERY AND EQUIPMENT N.E.C.	11	2	91	82	37	19	16	10	7	264
Manufacture of pumps, compressors, taps and valves..	-	-	-	-	-	-	-	-	-	-
Manufacture of ovens, furnaces and furnace burners..	5	-	61	50	22	11	7	4	4	159
Manufacture of other general purpose machinery.....	-	-	-	-	-	-	-	-	-	-
Manufacture of machinery for food and beverage processing	5	2	17	14	12	8	8	6	3	70
Manufacture of accumulators, primary cells and and primary batteries	1	-	13	18	3	-	1	-	-	35
MANUFACTURE OF MOTOR VEHICLES, TRAILERS & SEMI-TRAILERS	8	7	139	137	61	181	217	168	62	972
Manufacture of bodies for motor vehicles.....	6	-	101	114	53	167	208	163	61	867
Manufacture of parts and accessories for motor vehicles and their engines.....	2	7	38	23	8	14	9	5	1	105
MANUFACTURE OF FURNITURE; MANUFACTURING N.E.C.	172	165	1,327	963	453	625	482	159	51	4,225
Manufacture of furniture; manufacturing n.e.c.....	172	165	1,327	963	453	625	482	159	51	4,225
T O T A L	1,074	1,017	22,231	23,384	10,565	13,752	12,086	7,528	2,724	93,287

* The number of employees refers to the number of permanent employees in the month of june, according to the Ethiopian Fiscal Year

NUMBER OF PRODUCTION, APPARENTECES AND TEMPORARY WORKERS BY SEX, NATIONALITY AND INDUSTRIAL GROUP - PUBLIC AND PRIVATE
2003/2004 (1996 E.F.Y)
TABLE 4.15

INDUSTRIAL GROUP	NO. OF ESTAB.	NUMBER OF PERMANENT PRODUCTION WORKERS				NUMBER OF PAID APPARENTECES			NUMBER OF UNPAID APPARENTECES			NUMBER OF SEASONAL AND TEMPORARY WORKERS
		ETHIOPIANS		FOREIGNERS	TOTAL	MALE	FEMALE	TOTAL	MALE	FEMALE	TOTAL	
		MALE	FEMALE									
MANUFACTURE OF FOOD PRODUCTS AND BEVERAGES.....	322	8,968	2,646	-	11,614	6	1	7	135	80	215	7,954
Production, processing and preserving of meat, fruit and vegetables	8	550	51	-	601	-	-	-	-	-	-	348
Manufacture of vegetable and animal oils and fats...	28	359	63	-	422	-	-	-	5	2	7	336
Manufacture of dairy products	3	328	70	-	398	-	-	-	-	-	-	185
Manufacture of grain mill products	75	1,587	263	-	1,850	2	-	2	37	9	46	1,066
Manufacture of prepared animal feeds	4	70	25	-	95	-	-	-	-	-	-	22
Manufacture of bakery products	141	1,187	552	-	1,739	2	1	3	21	19	40	1,034
Manufacture of sugar and sugar confectionery	12	2,527	163	-	2,690	-	-	-	1	1	2	2,072
Manufacture of macaroni and spaghetti.....	6	297	149	-	446	2	-	2	19	10	29	177
Manufacture of food products n.e.c.	12	291	45	-	336	-	-	-	-	-	-	616
Distilling, rectifying and blending of spirits	9	292	285	-	577	-	-	-	-	-	-	393
Manufacture of wines	1	122	93	-	215	-	-	-	-	-	-	5
Manufacture of malt liquors and malt	8	890	375	-	1,265	-	-	-	18	15	33	905
Manufacture of soft drinks & production of mineral waters	15	468	512	-	980	-	-	-	34	24	58	795
MANUFACTURE OF TOBACCO PRODUCTS	1	217	199	-	416	-	-	-	-	-	-	19
Manufacture of tobacco products.....	1	217	199	-	416	-	-	-	-	-	-	19
MANUFACTURE OF TEXTILES	38	8,330	7,964	24	16,318	-	-	-	-	-	-	1,818
Spinning, weaving and finishing of textiles	28	7,694	7,209	24	14,927	-	-	-	-	-	-	1,558
Manufacture of cordage, rope, twine and netting	2	601	698	-	1,299	-	-	-	-	-	-	213
Knitting mills	8	35	57	-	92	-	-	-	-	-	-	47
MANUFACTURE OF WEARING APPAREL, EXCEPT FUR APPAREL....	37	745	2,250	32	3,027	-	-	-	1	6	7	167
Manufacture of wearing apparel except fur apparel...	37	745	2,250	32	3,027	-	-	-	1	6	7	167
TANNING AND DRESSING OF LEATHER; MANUFACTURE OF FOOTWEAR, LUGGAGE AND HANDBAGS	65	2,871	1,454	-	4,325	3	-	3	82	74	156	1,031
Tanning and dressing of leather,luggage and handbags	17	1,485	456	-	1,941	-	-	-	-	-	-	424
Manufacture of footwear.....	48	1,386	998	-	2,384	3	-	3	82	74	156	607
MANUFACTURE OF WOOD AND OF PRODUCTS OF WOOD AND CORK, EXCEPT FURNITURE	20	420	54	-	474	3	-	3	3	-	3	597
Manufacture of wood and of products of wood and cork, except furniture.....	20	420	54	-	474	3	-	3	3	-	3	597
MANUFACTURE OF PAPER, PAPER PRODUCTS AND PRINTING.....	98	2,071	1,652	-	3,723	-	-	-	9	12	21	1,101
Manufacture of paper and paper products.....	7	472	291	-	763	-	-	-	-	-	-	461
Publishing and printing services.....	91	1,599	1,361	-	2,960	-	-	-	9	12	21	640
MANUFACTURE OF CHEMICALS AND CHEMICAL PRODUCTS.....	46	1,451	966	7	2,424	11	26	37	2	3	5	768
Manufacture of basic chemicals, except fertilizers and nitrogen compounds.....	7	466	26	-	492	-	-	-	-	1	1	90
Manufacture of paints, varnishes and mastics	8	214	41	-	255	-	-	-	-	-	-	67

NUMBER OF PRODUCTION, APPARENTES AND TEMPORARY WORKERS BY SEX, NATIONALITY AND INDUSTRIAL GROUP - PUBLIC AND PRIVATE
2003/2004 (1996 E.F.Y)
TABLE 4.15 (Contd..)

INDUSTRIAL GROUP	NO. OF ESTAB.	NUMBER OF PERMANENT PRODUCTION WORKERS				NUMBER OF PAID APPARENTES			NUMBER OF UNPAID APPARENTES			NUMBER OF SEASONAL AND TEMPORARY WORKERS
		ETHIOPIANS		FOREIGNERS	TOTAL	MALE	FEMALE	TOTAL	MALE	FEMALE	TOTAL	
		MALE	FEMALE									
Manufacture of pharmaceuticals, medicinal chemicals and botanical products.....	7	273	379	5	657	-	-	-	2	2	4	169
Manufacture of soap and detergents cleaning and polishing, perfumes and toilet preparations.....	18	353	251	-	604	11	26	37	-	-	-	438
Manufacture of chemical products n.e.c.	6	145	269	2	416	-	-	-	-	-	-	4
MANUFACTURE OF RUBBER AND PLASTIC PRODCUTS.....	42	1,892	946	-	2,838	2	-	2	13	1	14	173
Manufacture of rubber products.....	4	491	28	-	519	-	-	-	-	-	-	13
Manufacture of plastic products.....	38	1,401	918	-	2,319	2	-	2	13	1	14	160
MANUFACTURE OF OTHER NON-METALLIC MINERAL PRODUCTS ...	123	2,993	612	-	3,605	6	-	6	15	14	29	2,999
Manufacture of glass and glass products.....	2	137	46	-	183	-	-	-	-	-	-	184
Manufacture of structural clay products	4	89	56	-	145	-	-	-	-	-	-	251
Manufacture of cement, lime and plaster	8	1,012	53	-	1,065	-	-	-	11	11	22	308
Manufacture of articles of concrete, cement and plaster	89	1,011	231	-	1,242	3	-	3	4	3	7	1,487
Manufacture of non-metallic mineral products n.e.c..	20	744	226	-	970	3	-	3	-	-	-	769
MANUFACTURE OF BASIC IRON AND STEEL.....	13	874	46	-	920	37	6	43	-	-	-	145
Manufacture of basic iron and steel.....	13	874	46	-	920	37	6	43	-	-	-	145
MANUFACTURE OF FABRICATED METAL PRODUCTS EXCEPT MACHINERY AND EQUIPMENT	78	1,646	169	1	1,816	98	8	106	46	-	46	393
Manufacture of structural metal products, tanks, reservoirs and containers of metal	46	689	34	-	723	36	-	36	40	-	40	218
Manufacture of cutlery, hand tools and general hardware	9	250	60	-	310	-	-	-	-	-	-	69
Manufacture of other fabricated metal products	23	707	75	1	783	62	8	70	6	-	6	106
MANUFACTURE OF MACHINERY AND EQUIPMENT N.E.C.	11	150	13	-	163	-	-	-	-	-	-	37
Manufacture of pumps, compressors, taps and valves..	-	-	-	-	-	-	-	-	-	-	-	-
Manufacture of ovens, furnaces and furnace burners..	5	87	11	-	98	-	-	-	-	-	-	2
Manufacture of other general purpose machinery.....	-	-	-	-	-	-	-	-	-	-	-	-
Manufacture of machinary for food and beverage processing	5	41	2	-	43	-	-	-	-	-	-	8
Manufacture of accumulators, primary cells and and primary battries	1	22	-	-	22	-	-	-	-	-	-	27
MANUFACTURE OF MOTOR VEHICLES,TRAILERS & SEMI-TRAILERS	8	551	33	-	584	7	-	7	-	-	-	160
Manufacture of bodies for motor vehicles.....	6	509	33	-	542	-	-	-	-	-	-	160
Manufacture of parts and accessories for motor vehicles and their engines.....	2	42	-	-	42	7	-	7	-	-	-	-
MANUFACTURE OF FURNITURE; MANUFACTURING N.E.C.	172	2,599	257	-	2,856	123	7	130	122	35	157	954
Manufacture of furniture; manufacturing n.e.c.....	172	2,599	257	-	2,856	123	7	130	122	35	157	954
T O T A L	1,074	35,778	19,261	64	55,103	296	48	344	428	225	653	18,316

NUMBER OF ADMINISTRATIVE, TECHNICAL, CLERICAL AND OFFICE WORKERS BY SEX, NATIONALITY
AND INDUSTRIAL GROUP - PUBLIC AND PRIVATE 2003/2004 (1996 E.F.Y)
TABLE 4.16

I N D U S T R I A L G R O U P	NO. OF ESTAB.	NO. OF ADMINISTRATIVE, TECHNICAL, CLERICAL AND OFFICE WORKERS			
		ETHIOPIANS		FOREIGNERS	TOTAL
		MALE	FEMALE		
MANUFACTURE OF FOOD PRODUCTS AND BEVERAGES.....	322	8,771	2,786	12	11,569
Production, processing and preserving of meat, fruit and vegetables	8	415	117	-	532
Manufacture of vegetable and animal oils and fats...	28	364	127	-	491
Manufacture of dairy products	3	117	57	-	174
Manufacture of grain mill products	75	1,160	462	1	1,623
Manufacture of prepared animal feeds	4	90	31	-	121
Manufacture of bakery products	141	775	599	-	1,374
Manufacture of sugar and sugar confectionery	12	1,824	349	-	2,173
Manufacture of macaroni and spaghetti.....	6	284	103	-	387
Manufacture of food products n.e.c.	12	170	64	-	234
Distilling, rectifying and blending of spirits	9	145	65	-	210
Manufacture of wines	1	183	59	-	242
Manufacture of malt liquors and malt	8	1,131	318	7	1,456
Manufacture of soft drinks & production of mineral waters	15	2,113	435	4	2,552
MANUFACTURE OF TOBACCO PRODUCTS	1	230	120	-	350
Manufacture of tobacco products.....	1	230	120	-	350
MANUFACTURE OF TEXTILES	38	3,241	1,517	6	4,764
Spinning, weaving and finishing of textiles	28	2,658	1,304	6	3,968
Manufacture of cordage, rope, twine and netting	2	559	195	-	754
Knitting mills	8	24	18	-	42
MANUFACTURE OF WEARING APPAREL, EXCEPT FUR APPAREL....	37	308	289	8	605
Manufacture of wearing apparel except fur apparel...	37	308	289	8	605
TANNING AND DRESSING OF LEATHER; MANUFACTURE OF FOOTWEAR, LUGGAGE AND HANDBAGS	65	1,612	535	3	2,150
Tanning and dressing of leather,luggage and handbags	17	1,082	275	3	1,360
Manufacture of footwear.....	48	530	260	-	790
MANUFACTURE OF WOOD AND OF PRODUCTS OF WOOD AND CORK, EXCEPT FURNITURE	20	399	140	-	539
Manufacture of wood and of products of wood and cork, except furniture.....	20	399	140	-	539
MANUFACTURE OF PAPER, PAPER PRODUCTS AND PRINTING.....	98	1,309	779	7	2,095
Manufacture of paper and paper products.....	7	359	154	-	513
Publishing and printing services.....	91	950	625	7	1,582
MANUFACTURE OF CHEMICALS AND CHEMICAL PRODUCTS.....	46	1,320	512	5	1,837
Manufacture of basic chemicals, except fertilizers and nitrogen compounds.....	7	389	87	-	476
Manufacture of paints, varnishes and mastics	8	193	92	-	285

NUMBER OF ADMINISTRATIVE, TECHNICAL, CLERICAL AND OFFICE WORKERS BY SEX, NATIONALITY
AND INDUSTRIAL GROUP - PUBLIC AND PRIVATE 2003/2004 (1996 E.F.Y)
TABLE 4.16 (Contd..)

I N D U S T R I A L G R O U P	NO. OF ESTAB.	NO. OF ADMINISTRATIVE, TECHNICAL, CLERICAL AND OFFICE WORKERS			
		ETHIOPIANS		FOREIGNERS	TOTAL
		MALE	FEMALE		
Manufacture of pharmaceuticals, medicinal chemicals and botanical products.....	7	303	131	5	439
Manufacture of soap and detergents cleaning and polishing, perfumes and toilet preparations.....	18	329	140	-	469
Manufacture of chemical products n.e.c.	6	106	62	-	168
MANUFACTURE OF RUBBER AND PLASTIC PROCDUCTS.....	42	910	465	8	1,383
Manufacture of rubber products.....	4	329	115	-	444
Manufacture of plastic products.....	38	581	350	8	939
MANUFACTURE OF OTHER NON-METALLIC MINERAL PRODUCTS ...	123	1,875	614	10	2,499
Manufacture of glass and glass products.....	2	65	45	-	110
Manufacture of structural clay products	4	93	31	-	124
Manufacture of cement, lime and plaster	8	793	195	10	998
Manufacture of articles of concrete, cement and plaster	89	453	201	-	654
Manufacture of non-metallic mineral products n.e.c..	20	471	142	-	613
MANUFACTURE OF BASIC IRON AND STEEL.....	13	439	150	2	591
Manufacture of basic iron and steel.....	13	439	150	2	591
MANUFACTURE OF FABRICATED METAL PRODUCTS EXCEPT MACHINERY AND EQUIPMENT	78	796	286	4	1,086
Manufacture of structural metal products, tanks, reservoirs and containers of metal	46	275	87	2	364
Manufacture of cutlery, hand tools and general hardware	9	93	36	1	130
Manufacture of other fabricated metal products	23	428	163	1	592
MANUFACTURE OF MACHINERY AND EQUIPMENT N.E.C.	11	40	13	3	56
Manufacture of pumps, compressors, taps and valves..	-	-	-	-	-
Manufacture of ovens, furnaces and furnace burners..	5	23	11	3	37
Manufacture of other general purpose machinery.....	-	-	-	-	-
Manufacture of machinery for food and beverage processing	5	16	2	-	18
Manufacture of accumulators, primary cells and and primary batteries	1	1	-	-	1
MANUFACTURE OF MOTOR VEHICLES, TRAILERS & SEMI-TRAILERS	8	258	118	3	379
Manufacture of bodies for motor vehicles.....	6	224	100	3	327
Manufacture of parts and accessories for motor vehicles and their engines.....	2	34	18	-	52
MANUFACTURE OF FURNITURE; MANUFACTURING N.E.C.	172	705	349	2	1,056
Manufacture of furniture; manufacturing n.e.c.....	172	705	349	2	1,056
T O T A L	1,074	22,213	8,673	73	30,959

NUMBER OF WORKING PROPRIETORS, ACTIVE PARTNERS AND FAMILY WORKERS BY SEX, NATIONALITY
AND INDUSTRIAL GROUP - PRIVATE 2003/2004 (1996 E.F.Y)
TABLE 4.17

I N D U S T R I A L G R O U P	NO. OF ESTAB.	NUMBER OF WORKING PROPRIETORS, ACTIVE PARTNERS AND FAMILY WORKERS			
		ETHIOPIANS		FOREIGNERS	TOTAL
		MALE	FEMALE		
MANUFACTURE OF FOOD PRODUCTS AND BEVERAGES.....	279	165	63	2	230
Production, processing and preserving of meat, fruit and vegetables	5	-	-	-	-
Manufacture of vegetable and animal oils and fats...	21	30	9	-	39
Manufacture of dairy products	2	1	-	-	1
Manufacture of grain mill products	66	37	3	1	41
Manufacture of prepared animal feeds	4	1	-	-	1
Manufacture of bakery products	135	78	43	1	122
Manufacture of sugar and sugar confectionery	8	13	1	-	14
Manufacture of macaroni and spaghetti.....	2	-	2	-	2
Manufacture of food products n.e.c.	11	5	5	-	10
Distilling, rectifying and blending of spirits	8	-	-	-	-
Manufacture of wines	-	-	-	-	-
Manufacture of malt liquors and malt	4	-	-	-	-
Manufacture of soft drinks & production of mineral waters	13	-	-	-	-
MANUFACTURE OF TOBACCO PRODUCTS	-	-	-	-	-
Manufacture of tobacco products.....	-	-	-	-	-
MANUFACTURE OF TEXTILES	19	8	6	-	14
Spinning, weaving and finishing of textiles	11	3	1	-	4
Manufacture of cordage, rope, twine and netting	-	-	-	-	-
Knitting mills	8	5	5	-	10
MANUFACTURE OF WEARING APPAREL, EXCEPT FUR APPAREL....	33	25	9	-	34
Manufacture of wearing apparel except fur apparel...	33	25	9	-	34
TANNING AND DRESSING OF LEATHER; MANUFACTURE OF FOOTWEAR, LUGGAGE AND HANDBAGS	57	35	13	5	53
Tanning and dressing of leather,luggage and handbags	13	5	2	-	7
Manufacture of footwear.....	44	30	11	5	46
MANUFACTURE OF WOOD AND OF PRODUCTS OF WOOD AND CORK, EXCEPT FURNITURE	13	16	7	-	23
Manufacture of wood and of products of wood and cork, except furniture.....	13	16	7	-	23
MANUFACTURE OF PAPER, PAPER PRODUCTS AND PRINTING.....	84	9	4	2	15
Manufacture of paper and paper products.....	4	-	-	-	-
Publishing and printing services.....	80	9	4	2	15
MANUFACTURE OF CHEMICALS AND CHEMICAL PRODUCTS.....	33	4	-	-	4
Manufacture of basic chemicals, except fertilizers and nitrogen compounds.....	2	-	-	-	-
Manufacture of paints, varnishes and mastics	6	-	-	-	-

NUMBER OF WORKING PROPRIETORS, ACTIVE PARTNERS AND FAMILY WORKERS BY SEX, NATIONALITY
AND INDUSTRIAL GROUP - PRIVATE 2003/2004 (1996 E.F.Y)
TABLE 4.17 (Contd..)

I N D U S T R I A L G R O U P	NO. OF ESTAB.	NUMBER OF WORKING PROPRIETORS, ACTIVE PARTNERS AND FAMILY WORKERS			
		ETHIOPIANS		FOREIGNERS	TOTAL
		MALE	FEMALE		
Manufacture of pharmaceuticals, medicinal chemicals and botanical products.....	5	-	-	-	-
Manufacture of soap and detergents cleaning and polishing, perfumes and toilet preparations.....	16	4	-	-	4
Manufacture of chemical products n.e.c.	4	-	-	-	-
MANUFACTURE OF RUBBER AND PLASTIC PROCDUCTS.....	38	2	-	-	2
Manufacture of rubber products.....	3	1	-	-	1
Manufacture of plastic products.....	35	1	-	-	1
MANUFACTURE OF OTHER NON-METALLIC MINERAL PRODUCTS ...	106	67	60	1	128
Manufacture of glass and glass products.....	1	1	1	-	2
Manufacture of structural clay products	2	2	1	-	3
Manufacture of cement, lime and plaster	3	-	1	-	1
Manufacture of articles of concrete, cement and plaster	82	57	57	1	115
Manufacture of non-metallic mineral products n.e.c..	18	7	-	-	7
MANUFACTURE OF BASIC IRON AND STEEL.....	10	1	-	-	1
Manufacture of basic iron and steel.....	10	1	-	-	1
MANUFACTURE OF FABRICATED METAL PRODUCTS EXCEPT MACHINERY AND EQUIPMENT	72	54	6	3	63
Manufacture of structural metal products, tanks, reservoirs and containers of metal	44	35	5	3	43
Manufacture of cutlery, hand tools and general hardware	7	4	-	-	4
Manufacture of other fabricated metal products	21	15	1	-	16
MANUFACTURE OF MACHINERY AND EQUIPMENT N.E.C.	11	4	4	3	11
Manufacture of pumps, compressors, taps and valves..	-	-	-	-	-
Manufacture of ovens, furnaces and furnace burners..	5	-	2	-	2
Manufacture of other general purpose machinery.....	-	-	-	-	-
Manufacture of machinery for food and beverage processing	5	3	1	3	7
Manufacture of accumulators, primary cells and and primary batteries	1	1	1	-	2
MANUFACTURE OF MOTOR VEHICLES, TRAILERS & SEMI-TRAILERS	6	2	-	-	2
Manufacture of bodies for motor vehicles.....	4	-	-	-	-
Manufacture of parts and accessories for motor vehicles and their engines.....	2	2	-	-	2
MANUFACTURE OF FURNITURE; MANUFACTURING N.E.C.	162	160	30	-	190
Manufacture of furniture; manufacturing n.e.c.....	162	160	30	-	190
T O T A L	923	552	202	16	770

BASIC WAGES AND SALARIES, COMMISSION, BONUSES, ALLOWANCES, FOOD AND LODGING AND SUPPLEMENTS
TO WAGES AND SALARIES BY INDUSTRIAL GROUP - PUBLIC AND PRIVATE
2003/2004 (1996 E.F.Y)
TABLE 4.18

(IN '000 BIRR)

I N D U S T R I A L G R O U P	N O . O F E S T A B .	W A G E S A N D S A L A R I E S				S U P P L E M E N T S T O W A G E S A N D S A L A R I E S
		B A S I C W A G E S & S A L A R I E S	C O M M I S S I O N B O N U S E S A N D A L L O W A N C E S	F O O D A N D L O D G I N G	T O T A L	
MANUFACTURE OF FOOD PRODUCTS AND BEVERAGES.....	322	259,077	19,712	24,769	303,558	14,204
Production, processing and preserving of meat, fruit and vegetables	8	8,813	1,289	167	10,270	819
Manufacture of vegetable and animal oils and fats...	28	8,080	523	328	8,931	355
Manufacture of dairy products	3	5,040	109	25	5,174	662
Manufacture of grain mill products	75	22,261	693	636	23,591	833
Manufacture of prepared animal feeds	4	698	-	8	706	16
Manufacture of bakery products	141	15,806	436	306	16,548	362
Manufacture of sugar and sugar confectionery	12	82,775	901	11,101	94,777	4,657
Manufacture of macaroni and spaghetti.....	6	9,576	683	730	10,989	615
Manufacture of food products n.e.c.	12	5,101	358	26	5,485	156
Distilling, rectifying and blending of spirits	9	7,859	1,269	1,305	10,433	322
Manufacture of wines	1	4,717	669	44	5,430	280
Manufacture of malt liquors and malt	8	42,918	4,621	4,899	52,438	2,815
Manufacture of soft drinks & production of mineral waters	15	45,432	8,160	5,194	58,786	2,312
MANUFACTURE OF TOBACCO PRODUCTS	1	10,604	1,284	1,091	12,979	569
Manufacture of tobacco products.....	1	10,604	1,284	1,091	12,979	569
MANUFACTURE OF TEXTILES	38	139,905	3,409	3,913	147,227	7,759
Spinning, weaving and finishing of textiles	28	127,604	2,765	3,313	133,682	6,990
Manufacture of cordage, rope, twine and netting	2	11,867	621	600	13,088	769
Knitting mills	8	434	23	-	457	-
MANUFACTURE OF WEARING APPAREL, EXCEPT FUR APPAREL....	37	20,159	122	633	20,914	536
Manufacture of wearing apparel except fur apparel...	37	20,159	122	633	20,914	536
TANNING AND DRESSING OF LEATHER; MANUFACTURE OF FOOTWEAR, LUGGAGE AND HANDBAGS	65	48,296	3,736	2,192	54,224	1,386
Tanning and dressing of leather,luggage and handbags	17	24,872	3,062	1,768	29,702	1,116
Manufacture of footwear.....	48	23,424	673	425	24,522	270
MANUFACTURE OF WOOD AND OF PRODUCTS OF WOOD AND CORK, EXCEPT FURNITURE	20	9,667	70	1,582	11,319	246
Manufacture of wood and of products of wood and cork, except furniture.....	20	9,667	70	1,582	11,319	246
MANUFACTURE OF PAPER, PAPER PRODUCTS AND PRINTING.....	98	55,917	2,375	2,600	60,891	3,889
Manufacture of paper and paper products.....	7	12,029	664	557	13,250	819
Publishing and printing services.....	91	43,888	1,711	2,043	47,641	3,070
MANUFACTURE OF CHEMICALS AND CHEMICAL PRODUCTS.....	46	40,553	2,985	3,122	46,659	2,812
Manufacture of basic chemicals, except fertilizers and nitrogen compounds.....	7	10,979	606	552	12,138	753
Manufacture of paints, varnishes and mastics	8	5,950	564	458	6,972	310

BASIC WAGES AND SALARIES, COMMISSION, BONUSES, ALLOWANCES, FOOD AND LODGING AND SUPPLEMENTS
TO WAGES AND SALARIES BY INDUSTRIAL GROUP - PUBLIC AND PRIVATE
2003/2004 (1996 E.F.Y)
TABLE 4.18(Contd..)

(IN '000 BIRR)

I N D U S T R I A L G R O U P	NO. OF ESTAB.	W A G E S A N D S A L A R I E S				SUPPLEMENTS TO WAGES AND SALARIES
		BASIC WAGES & SALARIES	COMMISSION BONUSES AND ALLOWANCES	FOOD AND LODGING	TOTAL	
and botanical products.....	7	11,691	1,296	1,413	14,399	850
Manufacture of soap and detergents cleaning and polishing, perfumes and toilet preparations.....	18	9,426	370	545	10,340	685
Manufacture of chemical products n.e.c.	6	2,507	149	154	2,810	215
MANUFACTURE OF RUBBER AND PLASTIC PROCDUCTS.....	42	33,213	1,753	3,418	38,385	1,058
Manufacture of rubber products.....	4	14,848	1,261	803	16,911	830
Manufacture of plastic products.....	38	18,365	492	2,616	21,473	229
MANUFACTURE OF OTHER NON-METALLIC MINERAL PRODUCTS ...	123	66,221	4,293	3,751	74,266	3,282
Manufacture of glass and glass products.....	2	3,018	769	24	3,811	165
Manufacture of structural clay products	4	3,340	-	79	3,419	179
Manufacture of cement, lime and plaster	8	30,240	3,334	1,469	35,042	1,785
Manufacture of articles of concrete, cement and plaster	89	14,739	176	237	15,153	277
Manufacture of non-metallic mineral products n.e.c..	20	14,883	15	1,942	16,840	876
MANUFACTURE OF BASIC IRON AND STEEL.....	13	18,591	1,030	1,741	21,362	1,150
Manufacture of basic iron and steel.....	13	18,591	1,030	1,741	21,362	1,150
MANUFACTURE OF FABRICATED METAL PRODUCTS EXCEPT MACHINERY AND EQUIPMENT	78	27,317	924	1,695	29,936	1,115
Manufacture of structural metal products, tanks, reservoirs and containers of metal	46	8,927	378	257	9,562	502
Manufacture of cutlery, hand tools and general hardware	9	3,587	157	895	4,639	56
Manufacture of other fabricated metal products	23	14,802	389	543	15,734	558
MANUFACTURE OF MACHINERY AND EQUIPMENT N.E.C.	11	1,192	13	20	1,225	6
Manufacture of pumps, compressors, taps and valves..	-	-	-	-	-	-
Manufacture of ovens, furnaces and furnace burners..	5	717	3	19	739	3
Manufacture of other general purpose machinery.....	-	-	-	-	-	-
Manufacture of machinery for food and beverage processing	5	380	10	-	390	3
Manufacture of accumulators, primary cells and and primary battries	1	95	-	-	95	-
MANUFACTURE OF MOTOR VEHICLES,TRAILERS & SEMI-TRAILERS	8	13,982	487	5,209	19,679	741
Manufacture of bodies for motor vehicles.....	6	13,105	479	5,202	18,786	741
Manufacture of parts and accessories for motor vehicles and their engines.....	2	877	9	7	893	-
MANUFACTURE OF FURNITURE; MANUFACTURING N.E.C.	172	27,374	746	642	28,762	670
Manufacture of furniture; manufacturing n.e.c.....	172	27,374	746	642	28,762	670
T O T A L	1,074	772,066	42,940	56,379	871,384	39,425

BASIC WAGES AND SALARIES OF PRODUCTION WORKERS AND SEASONAL AND TEMPORARY WORKERS BY SEX,
NATIONALITY AND INDUSTRIAL GROUP - PUBLIC AND PRIVATE 2003/2004 (1996 E.F.Y)
TABLE 4.19

(IN '000 BIRR)

I N D U S T R I A L G R O U P	NO. OF ESTAB.	WAGES AND SALARIES OF PRODUCTION WORKERS				SALARY OF PAID APPARENTECES			WAGES AND SALARIES OF SEASONAL AND TEMPORARY WORKERS
		ETHIOPIANS		FOREIGNERS	TOTAL	MALE	FEMALE	TOTAL	
		MALE	FEMALE						
MANUFACTURE OF FOOD PRODUCTS AND BEVERAGES.....	322	74,333	19,688	-	94,021	4	1	5	24,816
Production, processing and preserving of meat, fruit and vegetables	8	3,034	525	-	3,559	-	-	-	766
Manufacture of vegetable and animal oils and fats...	28	2,878	309	-	3,187	-	-	-	1,061
Manufacture of dairy products	3	2,063	907	-	2,971	-	-	-	310
Manufacture of grain mill products	75	8,345	1,308	-	9,654	1	-	1	2,503
Manufacture of prepared animal feeds	4	199	102	-	301	-	-	-	121
Manufacture of bakery products	141	4,812	1,625	-	6,437	2	1	3	2,977
Manufacture of sugar and sugar confectionery	12	22,228	2,926	-	25,153	-	-	-	7,740
Manufacture of macaroni and spaghetti.....	6	3,472	1,410	-	4,882	1	-	1	672
Manufacture of food products n.e.c.	12	1,694	183	-	1,877	-	-	-	1,328
Distilling, rectifying and blending of spirits	9	4,035	1,177	-	5,212	-	-	-	1,249
Manufacture of wines	1	1,399	600	-	1,999	-	-	-	58
Manufacture of malt liquors and malt	8	14,250	3,694	-	17,943	-	-	-	3,221
Manufacture of soft drinks & production of mineral waters	15	5,923	4,922	-	10,845	-	-	-	2,811
MANUFACTURE OF TOBACCO PRODUCTS	1	3,427	1,766	-	5,194	-	-	-	57
Manufacture of tobacco products.....	1	3,427	1,766	-	5,194	-	-	-	57
MANUFACTURE OF TEXTILES	38	52,128	37,050	13,926	103,104	-	-	-	4,712
Spinning, weaving and finishing of textiles	28	49,417	33,761	13,926	97,104	-	-	-	4,218
Manufacture of cordage, rope, twine and netting	2	2,622	3,161	-	5,783	-	-	-	439
Knitting mills	8	88	128	-	216	-	-	-	55
MANUFACTURE OF WEARING APPAREL, EXCEPT FUR APPAREL....	37	5,956	8,780	1,537	16,274	-	-	-	391
Manufacture of wearing apparel except fur apparel...	37	5,956	8,780	1,537	16,274	-	-	-	391
TANNING AND DRESSING OF LEATHER; MANUFACTURE OF FOOTWEAR, LUGGAGE AND HANDBAGS	65	18,227	8,934	-	27,161	1	-	1	3,285
Tanning and dressing of leather,luggage and handbags	17	10,529	3,037	-	13,566	-	-	-	1,437
Manufacture of footwear.....	48	7,698	5,897	-	13,595	1	-	1	1,847
MANUFACTURE OF WOOD AND OF PRODUCTS OF WOOD AND CORK, EXCEPT FURNITURE	20	3,869	847	-	4,716	3	-	3	1,326
Manufacture of wood and of products of wood and cork, except furniture.....	20	3,869	847	-	4,716	3	-	3	1,326
MANUFACTURE OF PAPER, PAPER PRODUCTS AND PRINTING.....	98	23,066	12,976	32	36,074	-	-	-	2,580
Manufacture of paper and paper products.....	7	5,299	2,003	-	7,302	-	-	-	765
Publishing and printing services.....	91	17,767	10,973	32	28,772	-	-	-	1,816
MANUFACTURE OF CHEMICALS AND CHEMICAL PRODUCTS.....	46	14,619	6,174	87	20,880	15	13	27	3,123
Manufacture of basic chemicals, except fertilizers and nitrogen compounds.....	7	6,001	187	-	6,188	4	1	6	409
Manufacture of paints, varnishes and mastics	8	1,944	469	-	2,413	-	-	-	230

BASIC WAGES AND SALARIES OF PRODUCTION WORKERS AND SEASONAL AND TEMPORARY WORKERS BY SEX,
NATIONALITY AND INDUSTRIAL GROUP - PUBLIC AND PRIVATE 2003/2004 (1996 E.F.Y)
TABLE 4.19(Contd..)

(IN '000 BIRR)

INDUSTRIAL GROUP	NO. OF ESTAB.	WAGES AND SALARIES OF PRODUCTION WORKERS				SALARY OF PAID APPARENTECES			WAGES AND SALARIES OF SEASONAL AND TEMPORARY WORKERS
		ETHIOPIANS		FOREIGNERS	TOTAL	MALE	FEMALE	TOTAL	
		MALE	FEMALE						
and botanical products.....	7	3,353	3,444	-	6,797	-	-	-	852
Manufacture of soap and detergents cleaning and polishing, perfumes and toilet preparations.....	18	2,889	1,156	-	4,045	10	11	22	1,618
Manufacture of chemical products n.e.c.	6	432	918	87	1,438	-	-	-	14
MANUFACTURE OF RUBBER AND PLASTIC PROCDUCTS.....	42	17,443	3,395	-	20,838	-	-	-	377
Manufacture of rubber products.....	4	10,678	266	-	10,944	-	-	-	45
Manufacture of plastic products.....	38	6,765	3,129	-	9,894	-	-	-	333
MANUFACTURE OF OTHER NON-METALLIC MINERAL PRODUCTS ...	123	27,231	3,432	-	30,663	7	-	7	9,330
Manufacture of glass and glass products.....	2	1,348	306	-	1,654	-	-	-	314
Manufacture of structural clay products	4	977	682	-	1,658	-	-	-	514
Manufacture of cement, lime and plaster	8	13,532	554	-	14,086	-	-	-	2,028
Manufacture of articles of concrete, cement and plaster	89	5,543	796	-	6,339	4	-	4	4,219
Manufacture of non-metallic mineral products n.e.c..	20	5,831	1,095	-	6,926	3	-	3	2,256
MANUFACTURE OF BASIC IRON AND STEEL.....	13	9,885	332	-	10,217	-	-	-	468
Manufacture of basic iron and steel.....	13	9,885	332	-	10,217	-	-	-	468
MANUFACTURE OF FABRICATED METAL PRODUCTS EXCEPT MACHINERY AND EQUIPMENT	78	13,050	1,107	50	14,207	60	1	61	1,258
Manufacture of structural metal products, tanks, reservoirs and containers of metal	46	3,700	108	12	3,820	52	-	52	675
Manufacture of cutlery, hand tools and general hardware	9	2,032	283	-	2,315	-	-	-	218
Manufacture of other fabricated metal products	23	7,318	716	38	8,072	8	1	9	365
MANUFACTURE OF MACHINERY AND EQUIPMENT N.E.C.	11	728	40	-	768	-	-	-	30
Manufacture of pumps, compressors, taps and valves..	-	-	-	-	-	-	-	-	-
Manufacture of ovens, furnaces and furnace burners..	5	445	40	-	485	-	-	-	3
Manufacture of other general purpose machinery.....	-	-	-	-	-	-	-	-	-
Manufacture of machinery for food and beverage processing	5	205	-	-	205	-	-	-	20
Manufacture of accumulators, primary cells and and primary battries	1	78	-	-	78	-	-	-	7
MANUFACTURE OF MOTOR VEHICLES,TRAILERS & SEMI-TRAILERS	8	6,671	833	-	7,504	4	-	4	831
Manufacture of bodies for motor vehicles.....	6	6,310	833	-	7,143	-	-	-	831
Manufacture of parts and accessories for motor vehicles and their engines.....	2	361	-	-	361	4	-	4	-
MANUFACTURE OF FURNITURE; MANUFACTURING N.E.C.	172	14,701	1,418	-	16,119	114	2	116	2,960
Manufacture of furniture; manufacturing n.e.c.....	172	14,701	1,418	-	16,119	114	2	116	2,960
T O T A L	1,074	285,334	106,772	15,632	407,738	209	16	225	55,545

BASIC WAGES AND SALARIES OF ADMINISTRATIVE, TECHNICAL, CLERICAL AND OFFICE WORKERS
BY SEX, NATIONALITY AND INDUSTRIAL GROUP - PUBLIC AND PRIVATE 2003/2004 (1996 E.F.Y)
TABLE 4.20

(IN '000 BIRR)

I N D U S T R I A L G R O U P	NO. OF ESTAB.	WAGES AND SALARIES OF ADMINISTRATIVE, TECHNICAL, CLERICAL AND OFFICE WORKERS			
		ETHIOPIANS		FOREIGNERS	TOTAL
		MALE	FEMALE		
MANUFACTURE OF FOOD PRODUCTS AND BEVERAGES.....	259	103,503	32,252	4,480	140,235
Production, processing and preserving of meat, fruit and vegetables	7	3,601	887	-	4,488
Manufacture of vegetable and animal oils and fats...	19	2,739	1,093	-	3,831
Manufacture of dairy products	3	1,161	598	-	1,759
Manufacture of grain mill products	73	7,445	2,629	30	10,104
Manufacture of prepared animal feeds	4	215	61	-	276
Manufacture of bakery products	103	4,456	1,933	-	6,388
Manufacture of sugar and sugar confectionery	8	36,133	13,749	-	49,882
Manufacture of macaroni and spaghetti.....	6	3,350	671	-	4,021
Manufacture of food products n.e.c.	9	1,403	493	-	1,896
Distilling, rectifying and blending of spirits	9	964	434	-	1,398
Manufacture of wines	1	1,836	825	-	2,661
Manufacture of malt liquors and malt	7	16,938	4,005	810	21,754
Manufacture of soft drinks & production of mineral waters	10	23,262	4,875	3,639	31,777
MANUFACTURE OF TOBACCO PRODUCTS	1	3,928	1,426	-	5,353
Manufacture of tobacco products.....	1	3,928	1,426	-	5,353
MANUFACTURE OF TEXTILES	34	22,722	8,580	787	32,089
Spinning, weaving and finishing of textiles	26	18,569	6,925	787	26,281
Manufacture of cordage, rope, twine and netting	2	4,037	1,608	-	5,645
Knitting mills	6	116	47	-	162
MANUFACTURE OF WEARING APPAREL, EXCEPT FUR APPAREL...	27	1,713	1,158	623	3,494
Manufacture of wearing apparel except fur apparel...	27	1,713	1,158	623	3,494
TANNING AND DRESSING OF LEATHER; MANUFACTURE OF FOOTWEAR, LUGGAGE AND HANDBAGS	56	12,810	4,920	120	17,849
Tanning and dressing of leather,luggage and handbags	17	7,541	2,208	120	9,869
Manufacture of footwear.....	39	5,269	2,712	-	7,981
MANUFACTURE OF WOOD AND OF PRODUCTS OF WOOD AND CORK, EXCEPT FURNITURE	19	2,200	1,420	-	3,621
Manufacture of wood and of products of wood and cork, except furniture.....	19	2,200	1,420	-	3,621
MANUFACTURE OF PAPER, PAPER PRODUCTS AND PRINTING.....	72	11,034	5,980	248	17,262
Manufacture of paper and paper products.....	7	2,839	1,123	-	3,963
Publishing and printing services.....	65	8,194	4,857	248	13,300
MANUFACTURE OF CHEMICALS AND CHEMICAL PRODUCTS.....	44	12,056	4,466	-	16,522
Manufacture of basic chemicals, except fertilizers and nitrogen compounds.....	6	3,546	830	-	4,376
Manufacture of paints, varnishes and mastics	8	2,195	1,112	-	3,307

BASIC WAGES AND SALARIES OF ADMINISTRATIVE, TECHNICAL, CLERICAL AND OFFICE WORKERS
 BY SEX, NATIONALITY AND INDUSTRIAL GROUP - PUBLIC AND PRIVATE 2003/2004 (1996 E.F.Y)
 TABLE 4.20 (Contd..)

(IN '000 BIRR)

I N D U S T R I A L G R O U P	NO. OF ESTAB.	WAGES AND SALARIES OF ADMINISTRATIVE, TECHNICAL, CLERICAL AND OFFICE WORKERS			
		ETHIOPIANS		FOREIGNERS	TOTAL
		MALE	FEMALE		
Manufacture of pharmaceuticals, medicinal chemicals and botanical products.....	7	2,837	1,206	-	4,042
Manufacture of soap and detergents cleaning and polishing, perfumes and toilet preparations.....	18	2,784	957	-	3,741
Manufacture of chemical products n.e.c.	5	694	361	-	1,056
MANUFACTURE OF RUBBER AND PLASTIC PRODUCTS.....	41	8,431	3,494	73	11,998
Manufacture of rubber products.....	4	2,908	952	-	3,859
Manufacture of plastic products.....	37	5,523	2,542	73	8,139
MANUFACTURE OF OTHER NON-METALLIC MINERAL PRODUCTS ...	101	16,284	5,664	4,274	26,222
Manufacture of glass and glass products.....	1	647	404	-	1,051
Manufacture of structural clay products	2	882	286	-	1,168
Manufacture of cement, lime and plaster	7	7,015	2,837	4,274	14,126
Manufacture of articles of concrete, cement and plaster	71	3,179	999	-	4,178
Manufacture of non-metallic mineral products n.e.c..	20	4,562	1,138	-	5,699
MANUFACTURE OF BASIC IRON AND STEEL.....	13	6,181	1,672	53	7,906
Manufacture of basic iron and steel.....	13	6,181	1,672	53	7,906
MANUFACTURE OF FABRICATED METAL PRODUCTS EXCEPT MACHINERY AND EQUIPMENT	66	9,393	2,343	55	11,791
Manufacture of structural metal products, tanks, reservoirs and containers of metal	37	3,928	447	5	4,380
Manufacture of cutlery, hand tools and general hardware	7	719	307	27	1,054
Manufacture of other fabricated metal products	22	4,745	1,589	22	6,357
MANUFACTURE OF MACHINERY AND EQUIPMENT N.E.C.	10	276	54	65	395
Manufacture of pumps, compressors, taps and valves..	-	-	-	-	-
Manufacture of ovens, furnaces and furnace burners..	5	158	47	24	229
Manufacture of other general purpose machinery.....	-	-	-	-	-
Manufacture of machinery for food and beverage processing	4	107	7	41	155
Manufacture of accumulators, primary cells and and primary batteries	1	10	-	-	10
MANUFACTURE OF MOTOR VEHICLES, TRAILERS & SEMI-TRAILERS	7	3,671	1,421	550	5,643
Manufacture of bodies for motor vehicles.....	5	3,276	1,304	550	5,130
Manufacture of parts and accessories for motor vehicles and their engines.....	2	395	117	-	512
MANUFACTURE OF FURNITURE; MANUFACTURING N.E.C.	139	5,421	2,710	48	8,179
Manufacture of furniture; manufacturing n.e.c.....	139	5,421	2,710	48	8,179
T O T A L	889	219,620	77,561	11,377	308,558

NUMBER OF ESTABLISHMENTS AND NUMBER OF PERSONS ENGAGED BY SIZE OF PERSONS ENGAGED
AND INDUSTRIAL GROUP-PUBLIC AND PRIVATE 2003/2004 (1996 E.F.Y)
TABLE 4.21

I N D U S T R I A L G R O U P	NO. OF ESTABLISHMENTS BY SIZE OF PERSONS ENGAGED				NO. OF PERSONS ENGAGED BY SIZE GROUP			
	10 - 19	20 - 49	50 AND OVER	TOTAL	10 - 19	20 - 49	50 AND OVER	TOTAL
MANUFACTURE OF FOOD PRODUCTS AND BEVERAGES.....	119	86	117	322	1,564	2,335	27,690	31,589
Production, processing and preserving of meat, fruit and vegetables	-	2	6	8	-	79	1,402	1,481
Manufacture of vegetable and animal oils and fats...	17	5	6	28	217	163	915	1,295
Manufacture of dairy products	1	-	2	3	17	-	741	758
Manufacture of grain mill products	24	19	32	75	315	661	3,652	4,628
Manufacture of prepared animal feeds	-	1	3	4	-	22	217	239
Manufacture of bakery products	67	48	26	141	920	1,107	2,285	4,312
Manufacture of sugar and sugar confectionery	5	4	3	12	56	136	6,759	6,951
Manufacture of macaroni and spaghetti.....	1	-	5	6	12	-	1,031	1,043
Manufacture of food products n.e.c.	4	1	7	12	27	27	1,142	1,196
Distilling, rectifying and blending of spirits	-	5	4	9	-	115	1,065	1,180
Manufacture of wines	-	-	1	1	-	-	462	462
Manufacture of malt liquors and malt	-	-	8	8	-	-	3,659	3,659
Manufacture of soft drinks & production of mineral waters	-	1	14	15	-	25	4,360	4,385
MANUFACTURE OF TOBACCO PRODUCTS	-	-	1	1	-	-	785	785
Manufacture of tobacco products.....	-	-	1	1	-	-	785	785
MANUFACTURE OF TEXTILES	7	5	26	38	102	160	22,652	22,914
Spinning, weaving and finishing of textiles	2	3	23	28	29	102	20,326	20,457
Manufacture of cordage, rope, twine and netting	-	-	2	2	-	-	2,266	2,266
Knitting mills	5	2	1	8	73	58	60	191
MANUFACTURE OF WEARING APPAREL, EXCEPT FUR APPAREL....	18	6	13	37	217	215	3,408	3,840
Manufacture of wearing apparel except fur apparel...	18	6	13	37	217	215	3,408	3,840
TANNING AND DRESSING OF LEATHER; MANUFACTURE OF FOOTWEAR, LUGGAGE AND HANDBAGS	13	16	36	65	145	546	7,027	7,718
Tanning and dressing of leather,luggage and handbags	-	-	17	17	-	-	3,732	3,732
Manufacture of footwear.....	13	16	19	48	145	546	3,295	3,986
MANUFACTURE OF WOOD AND OF PRODUCTS OF WOOD AND CORK, EXCEPT FURNITURE	13	3	4	20	170	103	1,366	1,639
Manufacture of wood and of products of wood and cork, except furniture.....	13	3	4	20	170	103	1,366	1,639
MANUFACTURE OF PAPER, PAPER PRODUCTS AND PRINTING.....	19	38	41	98	216	1,006	5,733	6,955
Manufacture of paper and paper products.....	-	2	5	7	-	74	1,663	1,737
Publishing and printing services.....	19	36	36	91	216	932	4,070	5,218
MANUFACTURE OF CHEMICALS AND CHEMICAL PRODUCTS.....	5	10	31	46	73	289	4,713	5,075
Manufacture of basic chemicals, except fertilizers and nitrogen compounds.....	-	1	6	7	-	27	1,032	1,059
Manufacture of paints, varnishes and mastics	-	2	6	8	-	45	562	607

NUMBER OF ESTABLISHMENTS AND NUMBER OF PERSONS ENGAGED BY SIZE OF PERSONS ENGAGED
AND INDUSTRIAL GROUP-PUBLIC AND PRIVATE 2003/2004 (1996 E.F.Y)
TABLE 4.21 (Contd..)

I N D U S T R I A L G R O U P	NO. OF ESTABLISHMENTS BY SIZE OF PERSONS ENGAGED				NO. OF PERSONS ENGAGED BY SIZE GROUP			
	10 - 19	20 - 49	50 AND OVER	TOTAL	10 - 19	20 - 49	50 AND OVER	TOTAL
Manufacture of pharmaceuticals, medicinal chemicals and botanical products.....	-	1	6	7	-	44	1,225	1,269
Manufacture of soap and detergents cleaning and polishing, perfumes and toilet preparations.....	3	5	10	18	43	148	1,361	1,552
Manufacture of chemical products n.e.c.	2	1	3	6	30	25	533	588
MANUFACTURE OF RUBBER AND PLASTIC PRODCUTS.....	7	13	22	42	89	410	3,913	4,412
Manufacture of rubber products.....	-	1	3	4	-	43	934	977
Manufacture of plastic products.....	7	12	19	38	89	367	2,979	3,435
MANUFACTURE OF OTHER NON-METALLIC MINERAL PRODUCTS ...	63	28	32	123	749	901	7,616	9,266
Manufacture of glass and glass products.....	1	-	1	2	12	-	467	479
Manufacture of structural clay products	1	1	2	4	9	41	473	523
Manufacture of cement, lime and plaster	1	3	4	8	10	117	2,267	2,394
Manufacture of articles of concrete, cement and plaster	56	16	17	89	671	473	2,364	3,508
Manufacture of non-metallic mineral products n.e.c..	4	8	8	20	47	270	2,045	2,362
MANUFACTURE OF BASIC IRON AND STEEL.....	-	2	11	13	-	72	1,628	1,700
Manufacture of basic iron and steel.....	-	2	11	13	-	72	1,628	1,700
MANUFACTURE OF FABRICATED METAL PRODUCTS EXCEPT MACHINERY AND EQUIPMENT	39	23	16	78	447	710	2,359	3,516
Manufacture of structural metal products, tanks, reservoirs and containers of metal	28	11	7	46	323	320	787	1,430
Manufacture of cutlery, hand tools and general hardware	4	2	3	9	44	66	403	513
Manufacture of other fabricated metal products	7	10	6	23	80	324	1,169	1,573
MANUFACTURE OF MACHINERY AND EQUIPMENT N.E.C.	4	6	1	11	42	173	52	267
Manufacture of pumps, compressors, taps and valves..	-	-	-	-	-	-	-	-
Manufacture of ovens, furnaces and furnace burners..	2	3	-	5	21	118	-	139
Manufacture of other general purpose machinery.....	-	-	-	-	-	-	-	-
Manufacture of machinery for food and beverage processing	2	3	-	5	21	55	-	76
Manufacture of accumulators, primary cells and and primary battries	-	-	1	1	-	-	52	52
MANUFACTURE OF MOTOR VEHICLES, TRAILERS & SEMI-TRAILERS	-	1	7	8	-	28	1,104	1,132
Manufacture of bodies for motor vehicles.....	-	-	6	6	-	-	1,029	1,029
Manufacture of parts and accessories for motor vehicles and their engines.....	-	1	1	2	-	28	75	103
MANUFACTURE OF FURNITURE; MANUFACTURING N.E.C.	99	44	29	172	1,310	1,293	2,740	5,343
Manufacture of furniture; manufacturing n.e.c.....	99	44	29	172	1,310	1,293	2,740	5,343
T O T A L	406	281	387	1,074	5,124	8,241	92,786	106,151

NUMBER OF ESTABLISHMENTS AND NUMBER OF PERSONS ENGAGED BY SIZE OF PERSONS ENGAGED
AND INDUSTRIAL GROUP - PUBLIC 2003/2004 (1996 E.F.Y)
TABLE 4.22

I N D U S T R I A L G R O U P	NO. OF ESTABLISHMENTS BY SIZE OF PERSONS ENGAGED				NO. OF PERSONS ENGAGED BY SIZE GROUP			
	10 - 19	20 - 49	50 AND OVER	TOTAL	10 - 19	20 - 49	50 AND OVER	TOTAL
MANUFACTURE OF FOOD PRODUCTS AND BEVERAGES.....	1	1	41	43	18	41	17,170	17,229
Production, processing and preserving of meat, fruit and vegetables	-	-	3	3	-	-	1,060	1,060
Manufacture of vegetable and animal oils and fats...	1	-	6	7	18	-	915	933
Manufacture of dairy products	-	-	1	1	-	-	490	490
Manufacture of grain mill products	-	-	9	9	-	-	1,347	1,347
Manufacture of prepared animal feeds	-	-	-	-	-	-	-	-
Manufacture of bakery products	-	-	6	6	-	-	622	622
Manufacture of sugar and sugar confectionery	-	1	3	4	-	41	6,759	6,800
Manufacture of macaroni and spaghetti.....	-	-	4	4	-	-	946	946
Manufacture of food products n.e.c.	-	-	1	1	-	-	175	175
Distilling, rectifying and blending of spirits	-	-	1	1	-	-	803	803
Manufacture of wines	-	-	1	1	-	-	462	462
Manufacture of malt liquors and malt	-	-	4	4	-	-	2,654	2,654
Manufacture of soft drinks & production of mineral waters	-	-	2	2	-	-	937	937
MANUFACTURE OF TOBACCO PRODUCTS	-	-	1	1	-	-	785	785
Manufacture of tobacco products.....	-	-	1	1	-	-	785	785
MANUFACTURE OF TEXTILES	-	2	17	19	-	82	18,001	18,083
Spinning, weaving and finishing of textiles	-	2	15	17	-	82	15,735	15,817
Manufacture of cordage, rope, twine and netting	-	-	2	2	-	-	2,266	2,266
Knitting mills	-	-	-	-	-	-	-	-
MANUFACTURE OF WEARING APPAREL, EXCEPT FUR APPAREL....	-	-	4	4	-	-	1,551	1,551
Manufacture of wearing apparel except fur apparel...	-	-	4	4	-	-	1,551	1,551
TANNING AND DRESSING OF LEATHER; MANUFACTURE OF FOOTWEAR, LUGGAGE AND HANDBAGS	-	-	8	8	-	-	3,775	3,775
Tanning and dressing of leather,luggage and handbags	-	-	4	4	-	-	1,733	1,733
Manufacture of footwear.....	-	-	4	4	-	-	2,042	2,042
MANUFACTURE OF WOOD AND OF PRODUCTS OF WOOD AND CORK, EXCEPT FURNITURE	1	2	4	7	16	81	1,366	1,463
Manufacture of wood and of products of wood and cork, except furniture.....	1	2	4	7	16	81	1,366	1,463
MANUFACTURE OF PAPER, PAPER PRODUCTS AND PRINTING.....	-	1	13	14	-	35	4,097	4,132
Manufacture of paper and paper products.....	-	1	2	3	-	35	1,336	1,371
Publishing and printing services.....	-	-	11	11	-	-	2,761	2,761
MANUFACTURE OF CHEMICALS AND CHEMICAL PRODUCTS.....	1	-	12	13	15	-	2,464	2,479
Manufacture of basic chemicals, except fertilizers and nitrogen compounds.....	-	-	5	5	-	-	975	975
Manufacture of paints, varnishes and mastics	-	-	2	2	-	-	254	254

NUMBER OF ESTABLISHMENTS AND NUMBER OF PERSONS ENGAGED BY SIZE OF PERSONS ENGAGED
AND INDUSTRIAL GROUP - PUBLIC 2003/2004 (1996 E.F.Y)
TABLE 4.22 (Contd..)

I N D U S T R I A L G R O U P	NO. OF ESTABLISHMENTS BY SIZE OF PERSONS ENGAGED				NO. OF PERSONS ENGAGED BY SIZE GROUP			
	10 - 19	20 - 49	50 AND OVER	TOTAL	10 - 19	20 - 49	50 AND OVER	TOTAL
Manufacture of pharmaceuticals, medicinal chemicals and botanical products.....	-	-	2	2	-	-	663	663
Manufacture of soap and detergents cleaning and polishing, perfumes and toilet preparations.....	-	-	2	2	-	-	424	424
Manufacture of chemical products n.e.c.	1	-	1	2	15	-	148	163
MANUFACTURE OF RUBBER AND PLASTIC PRODCUTS.....	-	1	3	4	-	43	1,376	1,419
Manufacture of rubber products.....	-	-	1	1	-	-	809	809
Manufacture of plastic products.....	-	1	2	3	-	43	567	610
MANUFACTURE OF OTHER NON-METALLIC MINERAL PRODUCTS ...	1	3	13	17	19	134	5,006	5,159
Manufacture of glass and glass products.....	-	-	1	1	-	-	467	467
Manufacture of structural clay products	-	1	1	2	-	41	418	459
Manufacture of cement, lime and plaster	-	2	3	5	-	93	1,668	1,761
Manufacture of articles of concrete, cement and plaster	1	-	6	7	19	-	1,374	1,393
Manufacture of non-metallic mineral products n.e.c..	-	-	2	2	-	-	1,079	1,079
MANUFACTURE OF BASIC IRON AND STEEL.....	-	-	3	3	-	-	1,014	1,014
Manufacture of basic iron and steel.....	-	-	3	3	-	-	1,014	1,014
MANUFACTURE OF FABRICATED METAL PRODUCTS EXCEPT MACHINERY AND EQUIPMENT	-	1	5	6	-	28	1,375	1,403
Manufacture of structural metal products, tanks, reservoirs and containers of metal	-	1	1	2	-	28	227	255
Manufacture of cutlery, hand tools and general hardware	-	-	2	2	-	-	352	352
Manufacture of other fabricated metal products	-	-	2	2	-	-	796	796
MANUFACTURE OF MACHINERY AND EQUIPMENT N.E.C.	-	-	-	-	-	-	-	-
Manufacture of pumps, compressors, taps and valves..	-	-	-	-	-	-	-	-
Manufacture of ovens, furnaces and furnace burners..	-	-	-	-	-	-	-	-
Manufacture of other general purpose machinery.....	-	-	-	-	-	-	-	-
Manufacture of machinery for food and beverage processing	-	-	-	-	-	-	-	-
Manufacture of accumulators, primary cells and and primary battries	-	-	-	-	-	-	-	-
MANUFACTURE OF MOTOR VEHICLES, TRAILERS & SEMI-TRAILERS	-	-	2	2	-	-	330	330
Manufacture of bodies for motor vehicles.....	-	-	2	2	-	-	330	330
Manufacture of parts and accessories for motor vehicles and their engines.....	-	-	-	-	-	-	-	-
MANUFACTURE OF FURNITURE; MANUFACTURING N.E.C.	-	1	9	10	-	31	593	624
Manufacture of furniture; manufacturing n.e.c.....	-	1	9	10	-	31	593	624
T O T A L	4	12	135	151	68	475	58,903	59,446

NUMBER OF ESTABLISHMENTS AND NUMBER OF PERSONS ENGAGED BY SIZE OF PERSONS ENGAGED
AND INDUSTRIAL GROUP - PRIVATE 2003/2004 (1996 E.F.Y)
TABLE 4.23

I N D U S T R I A L G R O U P	NO. OF ESTABLISHMENTS BY SIZE OF PERSONS ENGAGED				NO. OF PERSONS ENGAGED BY SIZE GROUP			
	10 - 19	20 - 49	50 AND OVER	TOTAL	10 - 19	20 - 49	50 AND OVER	TOTAL
MANUFACTURE OF FOOD PRODUCTS AND BEVERAGES.....	118	85	76	279	1,546	2,294	10,520	14,360
Production, processing and preserving of meat, fruit and vegetables	-	2	3	5	-	79	342	421
Manufacture of vegetable and animal oils and fats...	16	5	-	21	199	163	-	362
Manufacture of dairy products	1	-	1	2	17	-	251	268
Manufacture of grain mill products	24	19	23	66	315	661	2,305	3,281
Manufacture of prepared animal feeds	-	1	3	4	-	22	217	239
Manufacture of bakery products	67	48	20	135	920	1,107	1,663	3,690
Manufacture of sugar and sugar confectionery	5	3	-	8	56	95	-	151
Manufacture of macaroni and spaghetti.....	1	-	1	2	12	-	85	97
Manufacture of food products n.e.c.	4	1	6	11	27	27	967	1,021
Distilling, rectifying and blending of spirits	-	5	3	8	-	115	262	377
Manufacture of wines	-	-	-	-	-	-	-	-
Manufacture of malt liquors and malt	-	-	4	4	-	-	1,005	1,005
Manufacture of soft drinks & production of mineral waters	-	1	12	13	-	25	3,423	3,448
MANUFACTURE OF TOBACCO PRODUCTS	-	-	-	-	-	-	-	-
Manufacture of tobacco products.....	-	-	-	-	-	-	-	-
MANUFACTURE OF TEXTILES	7	3	9	19	102	78	4,651	4,831
Spinning, weaving and finishing of textiles	2	1	8	11	29	20	4,591	4,640
Manufacture of cordage, rope, twine and netting	-	-	-	-	-	-	-	-
Knitting mills	5	2	1	8	73	58	60	191
MANUFACTURE OF WEARING APPAREL, EXCEPT FUR APPAREL....	18	6	9	33	217	215	1,857	2,289
Manufacture of wearing apparel except fur apparel...	18	6	9	33	217	215	1,857	2,289
TANNING AND DRESSING OF LEATHER; MANUFACTURE OF FOOTWEAR, LUGGAGE AND HANDBAGS	13	16	28	57	145	546	3,252	3,943
Tanning and dressing of leather,luggage and handbags	-	-	13	13	-	-	1,999	1,999
Manufacture of footwear.....	13	16	15	44	145	546	1,253	1,944
MANUFACTURE OF WOOD AND OF PRODUCTS OF WOOD AND CORK, EXCEPT FURNITURE	12	1	-	13	154	22	-	176
Manufacture of wood and of products of wood and cork, except furniture.....	12	1	-	13	154	22	-	176
MANUFACTURE OF PAPER, PAPER PRODUCTS AND PRINTING.....	19	37	28	84	216	971	1,636	2,823
Manufacture of paper and paper products.....	-	1	3	4	-	39	327	366
Publishing and printing services.....	19	36	25	80	216	932	1,309	2,457
MANUFACTURE OF CHEMICALS AND CHEMICAL PRODUCTS.....	4	10	19	33	58	289	2,249	2,596
Manufacture of basic chemicals, except fertilizers and nitrogen compounds.....	-	1	1	2	-	27	57	84
Manufacture of paints, varnishes and mastics	-	2	4	6	-	45	308	353

NUMBER OF ESTABLISHMENTS AND NUMBER OF PERSONS ENGAGED BY SIZE OF PERSONS ENGAGED
AND INDUSTRIAL GROUP - PRIVATE 2003/2004 (1996 E.F.Y)
TABLE 4.23 (Contd..)

I N D U S T R I A L G R O U P	NO. OF ESTABLISHMENTS BY SIZE OF PERSONS ENGAGED				NO. OF PERSONS ENGAGED BY SIZE GROUP			
	10 - 19	20 - 49	50 AND OVER	TOTAL	10 - 19	20 - 49	50 AND OVER	TOTAL
Manufacture of pharmaceuticals, medicinal chemicals and botanical products.....	-	1	4	5	-	44	562	606
Manufacture of soap and detergents cleaning and polishing, perfumes and toilet preparations.....	3	5	8	16	43	148	937	1,128
Manufacture of chemical products n.e.c.	1	1	2	4	15	25	385	425
MANUFACTURE OF RUBBER AND PLASTIC PROCDUCTS.....	7	12	19	38	89	367	2,537	2,993
Manufacture of rubber products.....	-	1	2	3	-	43	125	168
Manufacture of plastic products.....	7	11	17	35	89	324	2,412	2,825
MANUFACTURE OF OTHER NON-METALLIC MINERAL PRODUCTS ...	62	25	19	106	730	767	2,610	4,107
Manufacture of glass and glass products.....	1	-	-	1	12	-	-	12
Manufacture of structural clay products	1	-	1	2	9	-	55	64
Manufacture of cement, lime and plaster	1	1	1	3	10	24	599	633
Manufacture of articles of concrete, cement and plaster	55	16	11	82	652	473	990	2,115
Manufacture of non-metallic mineral products n.e.c..	4	8	6	18	47	270	966	1,283
MANUFACTURE OF BASIC IRON AND STEEL.....	-	2	8	10	-	72	614	686
Manufacture of basic iron and steel.....	-	2	8	10	-	72	614	686
MANUFACTURE OF FABRICATED METAL PRODUCTS EXCEPT MACHINERY AND EQUIPMENT	39	22	11	72	447	682	984	2,113
Manufacture of structural metal products, tanks, reservoirs and containers of metal	28	10	6	44	323	292	560	1,175
Manufacture of cutlery, hand tools and general hardware	4	2	1	7	44	66	51	161
Manufacture of other fabricated metal products	7	10	4	21	80	324	373	777
MANUFACTURE OF MACHINERY AND EQUIPMENT N.E.C.	4	6	1	11	42	173	52	267
Manufacture of pumps, compressors, taps and valves..	-	-	-	-	-	-	-	-
Manufacture of ovens, furnaces and furnace burners..	2	3	-	5	21	118	-	139
Manufacture of other general purpose machinery.....	-	-	-	-	-	-	-	-
Manufacture of machinery for food and beverage processing	2	3	-	5	21	55	-	76
Manufacture of accumulators, primary cells and and primary battries	-	-	1	1	-	-	52	52
MANUFACTURE OF MOTOR VEHICLES,TRAILERS & SEMI-TRAILERS	-	1	5	6	-	28	774	802
Manufacture of bodies for motor vehicles.....	-	-	4	4	-	-	699	699
Manufacture of parts and accessories for motor vehicles and their engines.....	-	1	1	2	-	28	75	103
MANUFACTURE OF FURNITURE; MANUFACTURING N.E.C.	99	43	20	162	1,310	1,262	2,147	4,719
Manufacture of furniture; manufacturing n.e.c.....	99	43	20	162	1,310	1,262	2,147	4,719
T O T A L	402	269	252	923	5,056	7,766	33,883	46,705

NUMBER OF ESTABLISHMENTS, GROSS VALUE OF PRODUCTION, INDUSTRIAL COSTS, INDIRECT TAXES NET
AND CENSUS VALUE ADDED BY INDUSTRIAL GROUP - PUBLIC AND PRIVATE, 2003/2004 (1996 E.F.Y)

TABLE 4.24

(IN '000 BIRR)

I N D U S T R I A L G R O U P	NO.OF ESTAB.	GROSS VALUE OF PRODUCTION	INDUSTRIAL COSTS	INDIRECT TAXES NET	CENSUS VALUE ADDED	
					AT MARKET PRICE	AT FACTOR COST
MANUFACTURE OF FOOD PRODUCTS AND BEVERAGES.....	322	3,996,066	1,623,295	752,553	2,372,771	1,620,217
Production, processing and preserving of meat, fruit and vegetables	8	61,888	25,730	6,983	36,158	29,175
Manufacture of vegetable and animal oils and fats...	28	110,267	74,629	12,457	35,638	23,180
Manufacture of dairy products	3	60,239	32,079	3,929	28,160	24,231
Manufacture of grain mill products	75	517,225	393,444	45,584	123,781	78,197
Manufacture of prepared animal feeds	4	13,439	9,315	1,715	4,124	2,409
Manufacture of bakery products	141	207,382	144,374	6,539	63,008	56,469
Manufacture of sugar and sugar confectionery	12	1,274,025	324,015	253,025	950,011	696,986
Manufacture of macaroni and spaghetti.....	6	183,091	118,339	23,249	64,752	41,503
Manufacture of food products n.e.c.	12	106,845	55,137	9,024	51,708	42,684
Distilling, rectifying and blending of spirits	9	91,879	17,043	32,375	74,836	42,461
Manufacture of wines	1	49,297	14,015	13,476	35,282	21,806
Manufacture of malt liquors and malt	8	773,631	218,654	204,510	554,978	350,468
Manufacture of soft drinks & production of mineral waters	15	546,857	196,521	139,687	350,335	210,649
MANUFACTURE OF TOBACCO PRODUCTS	1	364,046	115,127	91,500	248,918	157,418
Manufacture of tobacco products.....	1	364,046	115,127	91,500	248,918	157,418
MANUFACTURE OF TEXTILES	38	956,445	652,216	118,810	304,229	185,419
Spinning, weaving and finishing of textiles	28	900,723	629,057	111,881	271,665	159,785
Manufacture of cordage, rope, twine and netting	2	52,919	21,928	6,616	30,991	24,374
Knitting mills	8	2,803	1,230	313	1,573	1,260
MANUFACTURE OF WEARING APPAREL, EXCEPT FUR APPAREL....	37	86,511	39,533	13,890	46,978	33,088
Manufacture of wearing apparel except fur apparel...	37	86,511	39,533	13,890	46,978	33,088
TANNING AND DRESSING OF LEATHER; MANUFACTURE OF FOOTWEAR, LUGGAGE AND HANDBAGS	65	813,127	576,464	46,680	236,662	189,983
Tanning and dressing of leather,luggage and handbags	17	589,423	440,201	21,677	149,222	127,545
Manufacture of footwear.....	48	223,704	136,264	25,002	87,440	62,438
MANUFACTURE OF WOOD AND OF PRODUCTS OF WOOD AND CORK, EXCEPT FURNITURE	20	58,431	21,619	7,320	36,812	29,492
Manufacture of wood and of products of wood and cork, except furniture.....	20	58,431	21,619	7,320	36,812	29,492
MANUFACTURE OF PAPER, PAPER PRODUCTS AND PRINTING....	98	612,908	318,420	72,580	294,488	221,908
Manufacture of paper and paper products.....	7	218,053	136,506	23,397	81,548	58,150
Publishing and printing services.....	91	394,855	181,914	49,182	212,940	163,758
MANUFACTURE OF CHEMICALS AND CHEMICAL PRODUCTS.....	46	726,408	416,808	69,846	309,600	239,754
Manufacture of basic chemicals, except fertilizers and nitrogen compounds.....	7	59,281	28,347	6,196	30,934	24,738
Manufacture of paints, varnishes and mastics	8	197,576	124,858	24,960	72,718	47,758

NUMBER OF ESTABLISHMENTS, GROSS VALUE OF PRODUCTION, INDUSTRIAL COSTS, INDIRECT TAXES NET
AND CENSUS VALUE ADDED BY INDUSTRIAL GROUP - PUBLIC AND PRIVATE, 2003/2004 (1996 E.F.Y)
TABLE 4.24 (Cont..)

(IN '000 BIRR)

I N D U S T R I A L G R O U P	NO.OF ESTAB.	GROSS VALUE OF PRODUCTION	INDUSTRIAL COSTS	INDIRECT TAXES NET	CENSUS VALUE ADDED	
					AT MARKET PRICE	AT FACTOR COST
Manufacture of pharmaceuticals, medicinal chemicals and botanical products.....	7	201,246	91,265	5,348	109,981	104,633
Manufacture of soap and detergents cleaning and polishing, perfumes and toilet preparations.....	18	243,192	155,437	30,607	87,756	57,149
Manufacture of chemical products n.e.c.	6	25,113	16,902	2,736	8,211	5,475
MANUFACTURE OF RUBBER AND PLASTIC PROCDUCTS.....	42	557,349	289,274	71,194	268,075	196,881
Manufacture of rubber products.....	4	193,113	81,101	26,342	112,012	85,669
Manufacture of plastic products.....	38	364,236	208,173	44,852	156,063	111,212
MANUFACTURE OF OTHER NON-METALLIC MINERAL PRODUCTS ...	123	1,179,618	561,392	147,574	618,225	470,652
Manufacture of glass and glass products.....	2	30,333	10,027	3,460	20,306	16,846
Manufacture of structural clay products	4	16,508	4,378	1,906	12,129	10,223
Manufacture of cement, lime and plaster	8	942,288	444,858	123,908	497,430	373,523
Manufacture of articles of concrete, cement and plaster	89	105,229	57,800	9,973	47,429	37,456
Manufacture of non-metallic mineral products n.e.c..	20	85,259	44,329	8,327	40,931	32,604
MANUFACTURE OF BASIC IRON AND STEEL.....	13	761,825	540,610	98,364	221,215	122,851
Manufacture of basic iron and steel.....	13	761,825	540,610	98,364	221,215	122,851
MANUFACTURE OF FABRICATED METAL PRODUCTS EXCEPT MACHINERY AND EQUIPMENT	78	299,574	168,097	37,158	131,477	94,319
Manufacture of structural metal products, tanks, reservoirs and containers of metal	46	111,403	64,677	13,513	46,727	33,214
Manufacture of cutlery, hand tools and general hardware	9	51,747	31,076	6,251	20,671	14,420
Manufacture of other fabricated metal products	23	136,424	72,345	17,394	64,079	46,685
MANUFACTURE OF MACHINERY AND EQUIPMENT N.E.C.	11	14,527	9,262	1,589	5,265	3,675
Manufacture of pumps, compressors, taps and valves..	-	-	-	-	-	-
Manufacture of ovens, furnaces and furnace burners..	5	11,858	7,418	1,464	4,441	2,977
Manufacture of other general purpose machinery.....	-	-	-	-	-	-
Manufacture of machinery for food and beverage processing	5	1,608	912	46	696	650
Manufacture of accumulators, primary cells and and primary batteries	1	1,060	932	79	128	49
MANUFACTURE OF MOTOR VEHICLES,TRAILERS & SEMI-TRAILERS	8	275,270	168,877	33,153	106,393	73,240
Manufacture of bodies for motor vehicles.....	6	270,611	167,024	32,756	103,587	70,830
Manufacture of parts and accessories for motor vehicles and their engines.....	2	4,660	1,853	397	2,807	2,410
MANUFACTURE OF FURNITURE; MANUFACTURING N.E.C.	172	169,654	80,837	18,211	88,817	70,605
Manufacture of furniture; manufacturing n.e.c.....	172	169,654	80,837	18,211	88,817	70,605
T O T A L	1,074	10,871,758	5,581,834	1,580,422	5,289,924	3,709,503

NUMBER OF ESTABLISHMENTS, GROSS VALUE OF PRODUCTION, INDUSTRIAL COSTS, INDIRECT TAXES NET
AND CENSUS VALUE ADDED BY INDUSTRIAL GROUP - PUBLIC, 2003/2004 (1996 E.F.Y)
TABLE 4.25

(IN '000 BIRR)

I N D U S T R I A L G R O U P	NO.OF ESTAB.	GROSS VALUE OF PRODUCTION	INDUSTRIAL COSTS	INDIRECT TAXES NET	CENSUS VALUE ADDED	
					AT MARKET PRICE	AT FACTOR COST
MANUFACTURE OF FOOD PRODUCTS AND BEVERAGES.....	43	2,567,371	901,842	494,879	1,665,530	1,170,650
Production, processing and preserving of meat, fruit and vegetables	3	39,634	13,614	4,250	26,020	21,770
Manufacture of vegetable and animal oils and fats...	7	89,555	58,150	10,433	31,405	20,972
Manufacture of dairy products	1	20,558	9,132	2,591	11,426	8,835
Manufacture of grain mill products	9	220,519	174,845	14,065	45,675	31,610
Manufacture of prepared animal feeds	-	-	-	-	-	-
Manufacture of bakery products	6	44,338	35,617	3,134	8,720	5,587
Manufacture of sugar and sugar confectionery	4	1,272,075	322,646	253,004	949,430	696,426
Manufacture of macaroni and spaghetti.....	4	155,806	99,692	19,692	56,114	36,422
Manufacture of food products n.e.c.	1	15,329	9,711	1,166	5,618	4,452
Distilling, rectifying and blending of spirits	1	59,905	4,472	24,405	55,433	31,028
Manufacture of wines	1	49,297	14,015	13,476	35,282	21,806
Manufacture of malt liquors and malt	4	527,352	145,991	133,854	381,361	247,507
Manufacture of soft drinks & production of mineral waters	2	73,002	13,956	14,810	59,046	44,235
MANUFACTURE OF TOBACCO PRODUCTS	1	364,046	115,127	91,500	248,918	157,418
Manufacture of tobacco products.....	1	364,046	115,127	91,500	248,918	157,418
MANUFACTURE OF TEXTILES	19	587,180	388,935	71,501	198,246	126,745
Spinning, weaving and finishing of textiles	17	534,261	367,006	64,884	167,255	102,371
Manufacture of cordage, rope, twine and netting	2	52,919	21,928	6,616	30,991	24,374
Knitting mills	-	-	-	-	-	-
MANUFACTURE OF WEARING APPAREL, EXCEPT FUR APPAREL....	4	28,779	17,876	6,539	10,903	4,363
Manufacture of wearing apparel except fur apparel...	4	28,779	17,876	6,539	10,903	4,363
TANNING AND DRESSING OF LEATHER; MANUFACTURE OF FOOTWEAR, LUGGAGE AND HANDBAGS	8	296,875	200,875	17,065	96,000	78,935
Tanning and dressing of leather, luggage and handbags	4	230,911	167,367	9,329	63,544	54,215
Manufacture of footwear.....	4	65,965	33,508	7,737	32,457	24,720
MANUFACTURE OF WOOD AND OF PRODUCTS OF WOOD AND CORK, EXCEPT FURNITURE	7	55,609	20,181	7,042	35,428	28,387
Manufacture of wood and of products of wood and cork, except furniture.....	7	55,609	20,181	7,042	35,428	28,387
MANUFACTURE OF PAPER, PAPER PRODUCTS AND PRINTING	14	407,766	212,312	47,873	195,454	147,581
Manufacture of paper and paper products.....	3	154,605	100,160	15,491	54,445	38,954
Publishing and printing services.....	11	253,161	112,152	32,382	141,009	108,627
MANUFACTURE OF CHEMICALS AND CHEMICAL PRODUCTS.....	13	315,912	159,948	26,557	155,964	129,407
Manufacture of basic chemicals, except fertilizers and nitrogen compounds.....	5	50,953	24,311	4,870	26,642	21,772
Manufacture of paints, varnishes and mastics	2	67,970	41,598	8,702	26,372	17,670

NUMBER OF ESTABLISHMENTS, GROSS VALUE OF PRODUCTION, INDUSTRIAL COSTS, INDIRECT TAXES NET
AND CENSUS VALUE ADDED BY INDUSTRIAL GROUP - PUBLIC, 2003/2004 (1996 E.F.Y)
TABLE 4.25 (Cont..)

(IN '000 BIRR)

I N D U S T R I A L G R O U P	NO.OF ESTAB.	GROSS VALUE OF PRODUCTION	INDUSTRIAL COSTS	INDIRECT TAXES NET	CENSUS VALUE ADDED	
					AT MARKET PRICE	AT FACTOR COST
Manufacture of pharmaceuticals, medicinal chemicals and botanical products.....	2	138,644	60,404	4,986	78,240	73,254
Manufacture of soap and detergents cleaning and polishing, perfumes and toilet preparations.....	2	56,014	31,784	7,778	24,229	16,451
Manufacture of chemical products n.e.c.	2	2,331	1,850	220	481	260
MANUFACTURE OF RUBBER AND PLASTIC PROCDUCTS.....	4	227,712	101,040	30,815	126,673	95,857
Manufacture of rubber products.....	1	183,941	77,158	25,133	106,783	81,650
Manufacture of plastic products.....	3	43,771	23,882	5,682	19,890	14,207
MANUFACTURE OF OTHER NON-METALLIC MINERAL PRODUCTS ...	17	809,351	346,563	99,698	462,788	363,090
Manufacture of glass and glass products.....	1	30,081	9,834	3,458	20,247	16,789
Manufacture of structural clay products	2	15,986	4,103	1,903	11,883	9,979
Manufacture of cement, lime and plaster	5	664,832	279,533	82,197	385,299	303,102
Manufacture of articles of concrete, cement and plaster	7	63,872	35,477	7,583	28,394	20,811
Manufacture of non-metallic mineral products n.e.c..	2	34,581	17,616	4,556	16,965	12,408
MANUFACTURE OF BASIC IRON AND STEEL.....	3	223,611	119,374	31,220	104,237	73,017
Manufacture of basic iron and steel.....	3	223,611	119,374	31,220	104,237	73,017
MANUFACTURE OF FABRICATED METAL PRODUCTS EXCEPT MACHINERY AND EQUIPMENT	6	137,788	77,630	18,302	60,158	41,856
Manufacture of structural metal products, tanks, reservoirs and containers of metal	2	38,420	24,519	5,784	13,901	8,117
Manufacture of cutlery, hand tools and general hardware	2	23,584	13,285	2,760	10,299	7,539
Manufacture of other fabricated metal products	2	75,784	39,826	9,758	35,958	26,200
MANUFACTURE OF MACHINERY AND EQUIPMENT N.E.C.	-	-	-	-	-	-
Manufacture of pumps, compressors, taps and valves..	-	-	-	-	-	-
Manufacture of ovens, furnaces and furnace burners..	-	-	-	-	-	-
Manufacture of other general purpose machinery.....	-	-	-	-	-	-
Manufacture of machinery for food and beverage processing	-	-	-	-	-	-
Manufacture of accumulators, primary cells and and primary batteries	-	-	-	-	-	-
MANUFACTURE OF MOTOR VEHICLES, TRAILERS & SEMI-TRAILERS	2	171,089	112,352	19,296	58,737	39,441
Manufacture of bodies for motor vehicles.....	2	171,089	112,352	19,296	58,737	39,441
Manufacture of parts and accessories for motor vehicles and their engines.....	-	-	-	-	-	-
MANUFACTURE OF FURNITURE; MANUFACTURING N.E.C.	10	10,331	4,428	1,067	5,903	4,836
Manufacture of furniture; manufacturing n.e.c.....	10	10,331	4,428	1,067	5,903	4,836
T O T A L	151	6,203,422	2,778,483	963,355	3,424,938	2,461,583

NUMBER OF ESTABLISHMENTS, GROSS VALUE OF PRODUCTION, INDUSTRIAL COSTS, INDIRECT TAXES NET
AND CENSUS VALUE ADDED BY INDUSTRIAL GROUP - PRIVATE, 2003/2004 (1996 E.F.Y)

TABLE 4.26

(IN '000 BIRR)

I N D U S T R I A L G R O U P	NO.OF ESTAB.	GROSS VALUE OF PRODUCTION	INDUSTRIAL COSTS	INDIRECT TAXES NET	CENSUS VALUE ADDED	
					AT MARKET PRICE	AT FACTOR COST
MANUFACTURE OF FOOD PRODUCTS AND BEVERAGES.....	279	1,428,695	721,454	257,674	707,241	449,567
Production, processing and preserving of meat, fruit and vegetables	5	22,254	12,116	2,733	10,138	7,405
Manufacture of vegetable and animal oils and fats...	21	20,712	16,480	2,025	4,232	2,208
Manufacture of dairy products	2	39,680	22,946	1,338	16,734	15,396
Manufacture of grain mill products	66	296,706	218,599	31,519	78,107	46,588
Manufacture of prepared animal feeds	4	13,439	9,315	1,715	4,124	2,409
Manufacture of bakery products	135	163,045	108,757	3,406	54,288	50,882
Manufacture of sugar and sugar confectionery	8	1,950	1,369	21	581	560
Manufacture of macaroni and spaghetti.....	2	27,285	18,647	3,557	8,638	5,081
Manufacture of food products n.e.c.	11	91,516	45,426	7,858	46,090	38,232
Distilling, rectifying and blending of spirits	8	31,974	12,571	7,970	19,403	11,433
Manufacture of wines	-	-	-	-	-	-
Manufacture of malt liquors and malt	4	246,279	72,662	70,656	173,617	102,961
Manufacture of soft drinks & production of mineral waters	13	473,855	182,565	124,876	291,290	166,413
MANUFACTURE OF TOBACCO PRODUCTS	-	-	-	-	-	-
Manufacture of tobacco products.....	-	-	-	-	-	-
MANUFACTURE OF TEXTILES	19	369,264	263,281	47,309	105,983	58,674
Spinning, weaving and finishing of textiles	11	366,461	262,051	46,996	104,410	57,414
Manufacture of cordage, rope, twine and netting	-	-	-	-	-	-
Knitting mills	8	2,803	1,230	313	1,573	1,260
MANUFACTURE OF WEARING APPAREL, EXCEPT FUR APPAREL....	33	57,732	21,657	7,350	36,075	28,725
Manufacture of wearing apparel except fur apparel...	33	57,732	21,657	7,350	36,075	28,725
TANNING AND DRESSING OF LEATHER; MANUFACTURE OF FOOTWEAR, LUGGAGE AND HANDBAGS	57	516,251	375,589	29,614	140,662	111,048
Tanning and dressing of leather,luggage and handbags	13	358,512	272,833	12,349	85,679	73,330
Manufacture of footwear.....	44	157,739	102,756	17,266	54,983	37,718
MANUFACTURE OF WOOD AND OF PRODUCTS OF WOOD AND CORK, EXCEPT FURNITURE	13	2,822	1,438	279	1,384	1,105
Manufacture of wood and of products of wood and cork, except furniture.....	13	2,822	1,438	279	1,384	1,105
MANUFACTURE OF PAPER, PAPER PRODUCTS AND PRINTING	84	205,142	106,108	24,707	99,034	74,328
Manufacture of paper and paper products.....	4	63,448	36,346	7,906	27,103	19,196
Publishing and printing services.....	80	141,694	69,762	16,800	71,932	55,131
MANUFACTURE OF CHEMICALS AND CHEMICAL PRODUCTS.....	33	410,496	256,861	43,289	153,636	110,346
Manufacture of basic chemicals, except fertilizers and nitrogen compounds.....	2	8,328	4,036	1,325	4,292	2,966
Manufacture of paints, varnishes and mastics	6	129,605	83,260	16,258	46,346	30,088

NUMBER OF ESTABLISHMENTS, GROSS VALUE OF PRODUCTION, INDUSTRIAL COSTS, INDIRECT TAXES NET
AND CENSUS VALUE ADDED BY INDUSTRIAL GROUP - PRIVATE, 2003/2004 (1996 E.F.Y)
TABLE 4.26 (Cont..)

(IN '000 BIRR)

I N D U S T R I A L G R O U P	NO.OF ESTAB.	GROSS VALUE OF PRODUCTION	INDUSTRIAL COSTS	INDIRECT TAXES NET	CENSUS VALUE ADDED	
					AT MARKET PRICE	AT FACTOR COST
Manufacture of pharmaceuticals, medicinal chemicals and botanical products.....	5	62,602	30,861	361	31,741	31,380
Manufacture of soap and detergents cleaning and polishing, perfumes and toilet preparations.....	16	187,179	123,652	22,829	63,527	40,698
Manufacture of chemical products n.e.c.	4	22,782	15,052	2,516	7,731	5,215
MANUFACTURE OF RUBBER AND PLASTIC PROCDUCTS.....	38	329,636	188,234	40,378	141,402	101,024
Manufacture of rubber products.....	3	9,172	3,943	1,209	5,229	4,020
Manufacture of plastic products.....	35	320,464	184,291	39,169	136,173	97,004
MANUFACTURE OF OTHER NON-METALLIC MINERAL PRODUCTS ...	106	370,267	214,829	47,876	155,438	107,561
Manufacture of glass and glass products.....	1	253	193	2	59	57
Manufacture of structural clay products	2	522	275	3	247	244
Manufacture of cement, lime and plaster	3	277,457	165,325	41,711	112,131	70,421
Manufacture of articles of concrete, cement and plaster	82	41,357	22,323	2,390	19,034	16,645
Manufacture of non-metallic mineral products n.e.c..	18	50,678	26,712	3,771	23,966	20,195
MANUFACTURE OF BASIC IRON AND STEEL.....	10	538,214	421,236	67,143	116,978	49,834
Manufacture of basic iron and steel.....	10	538,214	421,236	67,143	116,978	49,834
MANUFACTURE OF FABRICATED METAL PRODUCTS EXCEPT MACHINERY AND EQUIPMENT	72	161,786	90,468	18,855	71,318	52,463
Manufacture of structural metal products, tanks, reservoirs and containers of metal	44	72,983	40,158	7,729	32,825	25,097
Manufacture of cutlery, hand tools and general hardware	7	28,162	17,791	3,490	10,371	6,881
Manufacture of other fabricated metal products	21	60,641	32,519	7,636	28,121	20,485
MANUFACTURE OF MACHINERY AND EQUIPMENT N.E.C.	11	14,527	9,262	1,589	5,265	3,675
Manufacture of pumps, compressors, taps and valves..	-	-	-	-	-	-
Manufacture of ovens, furnaces and furnace burners..	5	11,858	7,418	1,464	4,441	2,977
Manufacture of other general purpose machinery.....	-	-	-	-	-	-
Manufacture of machinery for food and beverage processing	5	1,608	912	46	696	650
Manufacture of accumulators, primary cells and and primary batteries	1	1,060	932	79	128	49
MANUFACTURE OF MOTOR VEHICLES, TRAILERS & SEMI-TRAILERS	6	104,181	56,525	13,857	47,657	33,800
Manufacture of bodies for motor vehicles.....	4	99,521	54,671	13,460	44,850	31,390
Manufacture of parts and accessories for motor vehicles and their engines.....	2	4,660	1,853	397	2,807	2,410
MANUFACTURE OF FURNITURE; MANUFACTURING N.E.C.	162	159,323	76,409	17,145	82,914	65,769
Manufacture of furniture; manufacturing n.e.c.....	162	159,323	76,409	17,145	82,914	65,769
T O T A L	923	4,668,337	2,803,351	617,067	1,864,986	1,247,919

NUMBER OF ESTABLISHMENTS, GROSS VALUE OF PRODUCTION, INDUSTRIAL AND NON-INDUSTRIAL COSTS, INDIRECT TAXES
NET AND VALUE ADDED IN THE NATIONAL ACCOUNT CONCEPT BY INDUSTRIAL GROUP
PUBLIC AND PRIVATE - 2003/2004 (1996 E.F.Y)
TABLE 4.27

(IN '000 BIRR)

I N D U S T R I A L G R O U P	NO.OF ESTAB.	GROSS VALUE OF PRODUCTION	INDUSTRIAL AND NON- INDUSTRIAL COSTS	INDIRECT TAXES NET	VALUE ADDED IN THE NATIONAL ACCOUNT CONCEPT	
					AT MARKET PRICE	AT FACTOR COST
MANUFACTURE OF FOOD PRODUCTS AND BEVERAGES.....	322	3,996,066	1,966,057	752,553	2,030,009	1,277,456
Production, processing and preserving of meat, fruit and vegetables	8	61,888	34,879	6,983	27,009	20,026
Manufacture of vegetable and animal oils and fats...	28	110,267	80,051	12,457	30,215	17,758
Manufacture of dairy products	3	60,239	35,939	3,929	24,299	20,370
Manufacture of grain mill products	75	517,225	408,992	45,584	108,233	62,650
Manufacture of prepared animal feeds	4	13,439	10,249	1,715	3,190	1,474
Manufacture of bakery products	141	207,382	158,055	6,539	49,328	42,789
Manufacture of sugar and sugar confectionery	12	1,274,025	401,436	253,025	872,590	619,564
Manufacture of macaroni and spaghetti.....	6	183,091	125,793	23,249	57,298	34,049
Manufacture of food products n.e.c.	12	106,845	63,254	9,024	43,591	34,568
Distilling, rectifying and blending of spirits	9	91,879	30,285	32,375	61,594	29,219
Manufacture of wines	1	49,297	18,578	13,476	30,719	17,243
Manufacture of malt liquors and malt	8	773,631	315,225	204,510	458,406	253,896
Manufacture of soft drinks & production of mineral waters	15	546,857	283,321	139,687	263,536	123,849
MANUFACTURE OF TOBACCO PRODUCTS	1	364,046	123,043	91,500	241,003	149,503
Manufacture of tobacco products.....	1	364,046	123,043	91,500	241,003	149,503
MANUFACTURE OF TEXTILES	38	956,445	717,559	118,810	238,886	120,076
Spinning, weaving and finishing of textiles	28	900,723	691,000	111,881	209,722	97,842
Manufacture of cordage, rope, twine and netting	2	52,919	25,157	6,616	27,762	21,146
Knitting mills	8	2,803	1,402	313	1,402	1,088
MANUFACTURE OF WEARING APPAREL, EXCEPT FUR APPAREL...	37	86,511	51,507	13,890	35,004	21,114
Manufacture of wearing apparel except fur apparel...	37	86,511	51,507	13,890	35,004	21,114
TANNING AND DRESSING OF LEATHER; MANUFACTURE OF FOOTWEAR, LUGGAGE AND HANDBAGS	65	813,127	623,967	46,680	189,159	142,480
Tanning and dressing of leather,luggage and handbags	17	589,423	477,915	21,677	111,508	89,831
Manufacture of footwear.....	48	223,704	146,053	25,002	77,651	52,649
MANUFACTURE OF WOOD AND OF PRODUCTS OF WOOD AND CORK, EXCEPT FURNITURE	20	58,431	27,187	7,320	31,244	23,924
Manufacture of wood and of products of wood and cork, except furniture.....	20	58,431	27,187	7,320	31,244	23,924
MANUFACTURE OF PAPER, PAPER PRODUCTS AND PRINTING	98	612,908	363,917	72,580	248,991	176,412
Manufacture of paper and paper products.....	7	218,053	145,387	23,397	72,666	49,269
Publishing and printing services.....	91	394,855	218,529	49,182	176,325	127,143
MANUFACTURE OF CHEMICALS AND CHEMICAL PRODUCTS.....	46	726,408	467,178	69,846	259,230	189,384
Manufacture of basic chemicals, except fertilizers and nitrogen compounds.....	7	59,281	36,145	6,196	23,136	16,941
Manufacture of paints, varnishes and mastics	8	197,576	133,765	24,960	63,810	38,850

NUMBER OF ESTABLISHMENTS, GROSS VALUE OF PRODUCTION, INDUSTRIAL AND NON-INDUSTRIAL COSTS, INDIRECT TAXES
NET AND VALUE ADDED IN THE NATIONAL ACCOUNT CONCEPT BY INDUSTRIAL GROUP
PUBLIC AND PRIVATE - 2003/2004 (1996 E.F.Y)
TABLE 4.27 (Contd..)

(IN '000 BIRR)

I N D U S T R I A L G R O U P	NO.OF ESTAB.	GROSS VALUE OF PRODUCTION	INDUSTRIAL AND NON- INDUSTRIAL COSTS	INDIRECT TAXES NET	VALUE ADDED IN THE NATIONAL ACCOUNT CONCEPT	
					AT MARKET PRICE	AT FACTOR COST
Manufacture of pharmaceuticals, medicinal chemicals and botanical products.....	7	201,246	100,638	5,348	100,608	95,260
Manufacture of soap and detergents cleaning and polishing, perfumes and toilet preparations.....	18	243,192	176,890	30,607	66,302	35,695
Manufacture of chemical products n.e.c.	6	25,113	19,739	2,736	5,374	2,637
MANUFACTURE OF RUBBER AND PLASTIC PRODCUTS.....	42	557,349	309,982	71,194	247,366	176,173
Manufacture of rubber products.....	4	193,113	88,981	26,342	104,132	77,790
Manufacture of plastic products.....	38	364,236	221,002	44,852	143,234	98,383
MANUFACTURE OF OTHER NON-METALLIC MINERAL PRODUCTS ...	123	1,179,618	675,817	147,574	503,801	356,227
Manufacture of glass and glass products.....	2	30,333	11,179	3,460	19,154	15,694
Manufacture of structural clay products	4	16,508	7,872	1,906	8,636	6,729
Manufacture of cement, lime and plaster	8	942,288	532,396	123,908	409,893	285,985
Manufacture of articles of concrete, cement and plaster	89	105,229	68,314	9,973	36,915	26,942
Manufacture of non-metallic mineral products n.e.c..	20	85,259	56,056	8,327	29,204	20,877
MANUFACTURE OF BASIC IRON AND STEEL.....	13	761,825	559,175	98,364	202,650	104,286
Manufacture of basic iron and steel.....	13	761,825	559,175	98,364	202,650	104,286
MANUFACTURE OF FABRICATED METAL PRODUCTS EXCEPT MACHINERY AND EQUIPMENT	78	299,574	185,163	37,158	114,412	77,254
Manufacture of structural metal products, tanks, reservoirs and containers of metal	46	111,403	70,944	13,513	40,459	26,947
Manufacture of cutlery, hand tools and general hardware	9	51,747	34,211	6,251	17,535	11,284
Manufacture of other fabricated metal products	23	136,424	80,007	17,394	56,417	39,023
MANUFACTURE OF MACHINERY AND EQUIPMENT N.E.C.	11	14,527	10,338	1,589	4,189	2,600
Manufacture of pumps, compressors, taps and valves..	-	-	-	-	-	-
Manufacture of ovens, furnaces and furnace burners..	5	11,858	7,902	1,464	3,957	2,493
Manufacture of other general purpose machinery.....	-	-	-	-	-	-
Manufacture of machinery for food and beverage processing	5	1,608	1,004	46	604	558
Manufacture of accumulators, primary cells and and primary batteries	1	1,060	1,432	79	-372	-451
MANUFACTURE OF MOTOR VEHICLES, TRAILERS & SEMI-TRAILERS	8	275,270	276,921	33,153	-1,650	-34,803
Manufacture of bodies for motor vehicles.....	6	270,611	274,676	32,756	-4,065	-36,821
Manufacture of parts and accessories for motor vehicles and their engines.....	2	4,660	2,245	397	2,415	2,018
MANUFACTURE OF FURNITURE; MANUFACTURING N.E.C.	172	169,654	94,898	18,211	74,756	56,545
Manufacture of furniture; manufacturing n.e.c.....	172	169,654	94,898	18,211	74,756	56,545
T O T A L	1,074	10,871,758	6,452,708	1,580,422	4,419,050	2,838,629

NUMBER OF ESTABLISHMENTS, GROSS VALUE OF PRODUCTION, INDUSTRIAL AND NON-INDUSTRIAL COSTS, INDIRECT TAXES
NET AND VALUE ADDED IN THE NATIONAL ACCOUNT CONCEPT BY INDUSTRIAL GROUP
PUBLIC - 2003/2004 (1996 E.F.Y)
TABLE 4.28

(IN '000 BIRR)

I N D U S T R I A L G R O U P	NO.OF ESTAB.	GROSS VALUE OF PRODUCTION	INDUSTRIAL AND NON- INDUSTRIAL COSTS	INDIRECT TAXES NET	VALUE ADDED IN THE NATIONAL ACCOUNT CONCEPT	
					AT MARKET PRICE	AT FACTOR COST
MANUFACTURE OF FOOD PRODUCTS AND BEVERAGES.....	43	2,567,371	1,074,578	494,879	1,492,793	997,914
Production, processing and preserving of meat, fruit and vegetables	3	39,634	19,460	4,250	20,174	15,924
Manufacture of vegetable and animal oils and fats...	7	89,555	63,072	10,433	26,483	16,050
Manufacture of dairy products	1	20,558	10,147	2,591	10,412	7,820
Manufacture of grain mill products	9	220,519	181,731	14,065	38,789	24,724
Manufacture of prepared animal feeds	-	-	-	-	-	-
Manufacture of bakery products	6	44,338	37,147	3,134	7,191	4,057
Manufacture of sugar and sugar confectionery	4	1,272,075	400,041	253,004	872,034	619,031
Manufacture of macaroni and spaghetti.....	4	155,806	106,044	19,692	49,762	30,070
Manufacture of food products n.e.c.	1	15,329	10,513	1,166	4,816	3,650
Distilling, rectifying and blending of spirits	1	59,905	11,668	24,405	48,237	23,832
Manufacture of wines	1	49,297	18,578	13,476	30,719	17,243
Manufacture of malt liquors and malt	4	527,352	189,748	133,854	337,604	203,750
Manufacture of soft drinks & production of mineral waters	2	73,002	26,430	14,810	46,572	31,762
MANUFACTURE OF TOBACCO PRODUCTS	1	364,046	123,043	91,500	241,003	149,503
Manufacture of tobacco products.....	1	364,046	123,043	91,500	241,003	149,503
MANUFACTURE OF TEXTILES	19	587,180	416,851	71,501	170,330	98,829
Spinning, weaving and finishing of textiles	17	534,261	391,693	64,884	142,568	77,684
Manufacture of cordage, rope, twine and netting	2	52,919	25,157	6,616	27,762	21,146
Knitting mills	-	-	-	-	-	-
MANUFACTURE OF WEARING APPAREL, EXCEPT FUR APPAREL...	4	28,779	19,903	6,539	8,876	2,336
Manufacture of wearing apparel except fur apparel...	4	28,779	19,903	6,539	8,876	2,336
TANNING AND DRESSING OF LEATHER; MANUFACTURE OF FOOTWEAR, LUGGAGE AND HANDBAGS	8	296,875	215,363	17,065	81,513	64,448
Tanning and dressing of leather, luggage and handbags	4	230,911	178,260	9,329	52,651	43,322
Manufacture of footwear.....	4	65,965	37,103	7,737	28,862	21,125
MANUFACTURE OF WOOD AND OF PRODUCTS OF WOOD AND CORK, EXCEPT FURNITURE	7	55,609	25,620	7,042	29,989	22,948
Manufacture of wood and of products of wood and cork, except furniture.....	7	55,609	25,620	7,042	29,989	22,948
MANUFACTURE OF PAPER, PAPER PRODUCTS AND PRINTING	14	407,766	240,771	47,873	166,995	119,122
Manufacture of paper and paper products.....	3	154,605	103,664	15,491	50,941	35,450
Publishing and printing services.....	11	253,161	137,107	32,382	116,054	83,672
MANUFACTURE OF CHEMICALS AND CHEMICAL PRODUCTS.....	13	315,912	180,773	26,557	135,139	108,582
Manufacture of basic chemicals, except fertilizers and nitrogen compounds.....	5	50,953	31,490	4,870	19,463	14,593
Manufacture of paints, varnishes and mastics	2	67,970	42,797	8,702	25,174	16,472

NUMBER OF ESTABLISHMENTS, GROSS VALUE OF PRODUCTION, INDUSTRIAL AND NON-INDUSTRIAL COSTS, INDIRECT TAXES
NET AND VALUE ADDED IN THE NATIONAL ACCOUNT CONCEPT BY INDUSTRIAL GROUP
PUBLIC - 2003/2004 (1996 E.F.Y)
TABLE 4.28 (Contd..)

(IN '000 BIRR)

I N D U S T R I A L G R O U P	NO.OF ESTAB.	GROSS VALUE OF PRODUCTION	INDUSTRIAL AND NON- INDUSTRIAL COSTS	INDIRECT TAXES NET	VALUE ADDED IN THE NATIONAL ACCOUNT CONCEPT	
					AT MARKET PRICE	AT FACTOR COST
Manufacture of pharmaceuticals, medicinal chemicals and botanical products.....	2	138,644	64,803	4,986	73,841	68,854
Manufacture of soap and detergents cleaning and polishing, perfumes and toilet preparations.....	2	56,014	39,643	7,778	16,371	8,593
Manufacture of chemical products n.e.c.	2	2,331	2,040	220	291	71
MANUFACTURE OF RUBBER AND PLASTIC PRODCUTS.....	4	227,712	109,565	30,815	118,147	87,332
Manufacture of rubber products.....	1	183,941	84,006	25,133	99,935	74,802
Manufacture of plastic products.....	3	43,771	25,559	5,682	18,212	12,530
MANUFACTURE OF OTHER NON-METALLIC MINERAL PRODUCTS ...	17	809,351	416,628	99,698	392,722	293,025
Manufacture of glass and glass products.....	1	30,081	10,979	3,458	19,102	15,644
Manufacture of structural clay products	2	15,986	7,571	1,903	8,415	6,512
Manufacture of cement, lime and plaster	5	664,832	331,557	82,197	333,275	251,078
Manufacture of articles of concrete, cement and plaster	7	63,872	43,719	7,583	20,152	12,569
Manufacture of non-metallic mineral products n.e.c..	2	34,581	22,803	4,556	11,778	7,222
MANUFACTURE OF BASIC IRON AND STEEL.....	3	223,611	128,214	31,220	95,397	64,176
Manufacture of basic iron and steel.....	3	223,611	128,214	31,220	95,397	64,176
MANUFACTURE OF FABRICATED METAL PRODUCTS EXCEPT MACHINERY AND EQUIPMENT	6	137,788	83,470	18,302	54,318	36,015
Manufacture of structural metal products, tanks, reservoirs and containers of metal	2	38,420	25,697	5,784	12,723	6,939
Manufacture of cutlery, hand tools and general hardware	2	23,584	15,135	2,760	8,450	5,689
Manufacture of other fabricated metal products	2	75,784	42,639	9,758	33,145	23,387
MANUFACTURE OF MACHINERY AND EQUIPMENT N.E.C.	-	-	-	-	-	-
Manufacture of pumps, compressors, taps and valves..	-	-	-	-	-	-
Manufacture of ovens, furnaces and furnace burners..	-	-	-	-	-	-
Manufacture of other general purpose machinery.....	-	-	-	-	-	-
Manufacture of machinery for food and beverage processing	-	-	-	-	-	-
Manufacture of accumulators, primary cells and and primary batteries	-	-	-	-	-	-
MANUFACTURE OF MOTOR VEHICLES, TRAILERS & SEMI-TRAILERS	2	171,089	210,325	19,296	-39,235	-58,532
Manufacture of bodies for motor vehicles.....	2	171,089	210,325	19,296	-39,235	-58,532
Manufacture of parts and accessories for motor vehicles and their engines.....	-	-	-	-	-	-
MANUFACTURE OF FURNITURE; MANUFACTURING N.E.C.	10	10,331	5,192	1,067	5,139	4,072
Manufacture of furniture; manufacturing n.e.c.....	10	10,331	5,192	1,067	5,139	4,072
T O T A L	151	6,203,422	3,250,297	963,355	2,953,125	1,989,770

NUMBER OF ESTABLISHMENTS, GROSS VALUE OF PRODUCTION, INDUSTRIAL AND NON-INDUSTRIAL COSTS, INDIRECT TAXES
NET AND VALUE ADDED IN THE NATIONAL ACCOUNT CONCEPT BY INDUSTRIAL GROUP
PRIVATE - 2003/2004 (1996 E.F.Y)
TABLE 4.29

(IN '000 BIRR)

I N D U S T R I A L G R O U P	NO.OF ESTAB.	GROSS VALUE OF PRODUCTION	INDUSTRIAL AND NON- INDUSTRIAL COSTS	INDIRECT TAXES NET	VALUE ADDED IN THE NATIONAL ACCOUNT CONCEPT	
					AT MARKET PRICE	AT FACTOR COST
MANUFACTURE OF FOOD PRODUCTS AND BEVERAGES.....	279	1,428,695	891,479	257,674	537,216	279,542
Production, processing and preserving of meat, fruit and vegetables	5	22,254	15,419	2,733	6,835	4,102
Manufacture of vegetable and animal oils and fats...	21	20,712	16,979	2,025	3,732	1,708
Manufacture of dairy products	2	39,680	25,792	1,338	13,888	12,550
Manufacture of grain mill products	66	296,706	227,261	31,519	69,445	37,926
Manufacture of prepared animal feeds	4	13,439	10,249	1,715	3,190	1,474
Manufacture of bakery products	135	163,045	120,908	3,406	42,137	38,731
Manufacture of sugar and sugar confectionery	8	1,950	1,395	21	555	534
Manufacture of macaroni and spaghetti.....	2	27,285	19,749	3,557	7,536	3,979
Manufacture of food products n.e.c.	11	91,516	52,741	7,858	38,775	30,917
Distilling, rectifying and blending of spirits	8	31,974	18,617	7,970	13,357	5,387
Manufacture of wines	-	-	-	-	-	-
Manufacture of malt liquors and malt	4	246,279	125,477	70,656	120,802	50,146
Manufacture of soft drinks & production of mineral waters	13	473,855	256,891	124,876	216,964	92,087
MANUFACTURE OF TOBACCO PRODUCTS	-	-	-	-	-	-
Manufacture of tobacco products.....	-	-	-	-	-	-
MANUFACTURE OF TEXTILES	19	369,264	300,709	47,309	68,556	21,246
Spinning, weaving and finishing of textiles	11	366,461	299,307	46,996	67,154	20,158
Manufacture of cordage, rope, twine and netting	-	-	-	-	-	-
Knitting mills	8	2,803	1,402	313	1,402	1,088
MANUFACTURE OF WEARING APPAREL, EXCEPT FUR APPAREL...	33	57,732	31,604	7,350	26,128	18,778
Manufacture of wearing apparel except fur apparel...	33	57,732	31,604	7,350	26,128	18,778
TANNING AND DRESSING OF LEATHER; MANUFACTURE OF FOOTWEAR, LUGGAGE AND HANDBAGS	57	516,251	408,605	29,614	107,646	78,032
Tanning and dressing of leather, luggage and handbags	13	358,512	299,655	12,349	58,857	46,509
Manufacture of footwear.....	44	157,739	108,950	17,266	48,789	31,524
MANUFACTURE OF WOOD AND OF PRODUCTS OF WOOD AND CORK, EXCEPT FURNITURE	13	2,822	1,567	279	1,255	976
Manufacture of wood and of products of wood and cork, except furniture.....	13	2,822	1,567	279	1,255	976
MANUFACTURE OF PAPER, PAPER PRODUCTS AND PRINTING	84	205,142	123,146	24,707	81,997	57,290
Manufacture of paper and paper products.....	4	63,448	41,724	7,906	21,725	13,818
Publishing and printing services.....	80	141,694	81,422	16,800	60,272	43,471
MANUFACTURE OF CHEMICALS AND CHEMICAL PRODUCTS.....	33	410,496	286,405	43,289	124,091	80,802
Manufacture of basic chemicals, except fertilizers and nitrogen compounds.....	2	8,328	4,655	1,325	3,673	2,348
Manufacture of paints, varnishes and mastics	6	129,605	90,969	16,258	38,637	22,379

NUMBER OF ESTABLISHMENTS, GROSS VALUE OF PRODUCTION, INDUSTRIAL AND NON-INDUSTRIAL COSTS, INDIRECT TAXES
NET AND VALUE ADDED IN THE NATIONAL ACCOUNT CONCEPT BY INDUSTRIAL GROUP
PRIVATE - 2003/2004 (1996 E.F.Y)
TABLE 4.29 (Contd..)

(IN '000 BIRR)

I N D U S T R I A L G R O U P	NO.OF ESTAB.	GROSS VALUE OF PRODUCTION	INDUSTRIAL AND NON- INDUSTRIAL COSTS	INDIRECT TAXES NET	VALUE ADDED IN THE NATIONAL ACCOUNT CONCEPT	
					AT MARKET PRICE	AT FACTOR COST
Manufacture of pharmaceuticals, medicinal chemicals and botanical products.....	5	62,602	35,835	361	26,767	26,406
Manufacture of soap and detergents cleaning and polishing, perfumes and toilet preparations.....	16	187,179	137,247	22,829	49,932	27,103
Manufacture of chemical products n.e.c.	4	22,782	17,700	2,516	5,083	2,567
MANUFACTURE OF RUBBER AND PLASTIC PRODCUTS.....	38	329,636	200,417	40,378	129,219	88,841
Manufacture of rubber products.....	3	9,172	4,975	1,209	4,197	2,988
Manufacture of plastic products.....	35	320,464	195,442	39,169	125,022	85,853
MANUFACTURE OF OTHER NON-METALLIC MINERAL PRODUCTS ...	106	370,267	259,188	47,876	111,079	63,202
Manufacture of glass and glass products.....	1	253	200	2	53	50
Manufacture of structural clay products	2	522	302	3	220	217
Manufacture of cement, lime and plaster	3	277,457	200,839	41,711	76,618	34,907
Manufacture of articles of concrete, cement and plaster	82	41,357	24,595	2,390	16,763	14,373
Manufacture of non-metallic mineral products n.e.c..	18	50,678	33,253	3,771	17,425	13,655
MANUFACTURE OF BASIC IRON AND STEEL.....	10	538,214	430,961	67,143	107,253	40,110
Manufacture of basic iron and steel.....	10	538,214	430,961	67,143	107,253	40,110
MANUFACTURE OF FABRICATED METAL PRODUCTS EXCEPT MACHINERY AND EQUIPMENT	72	161,786	101,692	18,855	60,094	41,239
Manufacture of structural metal products, tanks, reservoirs and containers of metal	44	72,983	45,247	7,729	27,736	20,008
Manufacture of cutlery, hand tools and general hardware	7	28,162	19,077	3,490	9,085	5,595
Manufacture of other fabricated metal products	21	60,641	37,369	7,636	23,272	15,636
MANUFACTURE OF MACHINERY AND EQUIPMENT N.E.C.	11	14,527	10,338	1,589	4,189	2,600
Manufacture of pumps, compressors, taps and valves..	-	-	-	-	-	-
Manufacture of ovens, furnaces and furnace burners..	5	11,858	7,902	1,464	3,957	2,493
Manufacture of other general purpose machinery.....	-	-	-	-	-	-
Manufacture of machinery for food and beverage processing	5	1,608	1,004	46	604	558
Manufacture of accumulators, primary cells and and primary batteries	1	1,060	1,432	79	-372	-451
MANUFACTURE OF MOTOR VEHICLES, TRAILERS & SEMI-TRAILERS	6	104,181	66,596	13,857	37,585	23,729
Manufacture of bodies for motor vehicles.....	4	99,521	64,351	13,460	35,171	21,711
Manufacture of parts and accessories for motor vehicles and their engines.....	2	4,660	2,245	397	2,415	2,018
MANUFACTURE OF FURNITURE; MANUFACTURING N.E.C.	162	159,323	89,705	17,145	69,617	52,473
Manufacture of furniture; manufacturing n.e.c.....	162	159,323	89,705	17,145	69,617	52,473
T O T A L	923	4,668,337	3,202,411	617,067	1,465,925	848,859

GROSS VALUE OF PRODUCTION IN PRODUCERS' VALUES BY INDUSTRIAL GROUP - PUBLIC AND PRIVATE
2003/2004 (1996 E.F.Y)
TABLE 4.30

(IN '000 BIRR)

I N D U S T R I A L G R O U P	NO.OF ESTAB.	REVENUE FROM SALES	RECEIPTS FROM INDUSTRIAL SERVICES RENDERED TO OTHERS	RECEIPTS OF PRODUCTS BOUGHT AND RESOLD	OTHER RECEIPTS	DIFFERENCE OF STOCKS IN		GROSS VALUE OF PRODUCTION IN PRODUCERS' VALUES
						FINISHED GOODS	SEMI- FINISHED GOODS	
MANUFACTURE OF FOOD PRODUCTS AND BEVERAGES.....	322	3,926,291	28,658	30,807	47,117	-38,306	1,499	3,996,066
Production, processing and preserving of meat, fruit and vegetables	8	50,293	11,942	-	2,277	-3,933	1,309	61,888
Manufacture of vegetable and animal oils and fats...	28	99,815	54	50	4,023	6,400	-75	110,267
Manufacture of dairy products	3	58,993	-	343	737	129	37	60,239
Manufacture of grain mill products	75	500,367	2,388	3,246	7,095	3,436	693	517,225
Manufacture of prepared animal feeds	4	12,895	-	-	504	39	-	13,439
Manufacture of bakery products	141	197,500	48	1,653	8,128	-282	335	207,382
Manufacture of sugar and sugar confectionery	12	1,300,153	113	-	9,805	-36,041	-4	1,274,025
Manufacture of macaroni and spaghetti.....	6	181,608	-	-	292	1,191	-	183,091
Manufacture of food products n.e.c.	12	99,477	-	15,313	514	-9,203	745	106,845
Distilling, rectifying and blending of spirits	9	90,824	-	73	100	1,233	-352	91,879
Manufacture of wines	1	45,472	-	-	55	708	3,062	49,297
Manufacture of malt liquors and malt	8	770,950	10	-	10,648	-3,531	-4,446	773,631
Manufacture of soft drinks & production of mineral waters	15	517,943	14,102	10,128	2,939	1,549	195	546,857
MANUFACTURE OF TOBACCO PRODUCTS	1	291,438	-	57,093	286	15,108	121	364,046
Manufacture of tobacco products.....	1	291,438	-	57,093	286	15,108	121	364,046
MANUFACTURE OF TEXTILES	38	920,421	7,006	3,634	16,341	13,302	-4,260	956,445
Spinning, weaving and finishing of textiles	28	867,250	7,006	3,367	8,922	18,438	-4,261	900,723
Manufacture of cordage, rope, twine and netting	2	50,723	-	-	7,420	-5,174	-50	52,919
Knitting mills	8	2,448	-	267	-	37	51	2,803
MANUFACTURE OF WEARING APPAREL, EXCEPT FUR APPAREL...	37	73,118	3,674	1,166	1,320	6,381	852	86,511
Manufacture of wearing apparel except fur apparel...	37	73,118	3,674	1,166	1,320	6,381	852	86,511
TANNING AND DRESSING OF LEATHER; MANUFACTURE OF FOOTWEAR, LUGGAGE AND HANDBAGS	65	787,288	816	21,678	13,476	-6,442	-3,690	813,127
Tanning and dressing of leather,luggage and handbags	17	593,701	816	-	10,628	-14,392	-1,331	589,423
Manufacture of footwear.....	48	193,587	-	21,678	2,848	7,950	-2,359	223,704
MANUFACTURE OF WOOD AND OF PRODUCTS OF WOOD AND CORK, EXCEPT FURNITURE	20	58,111	208	-	575	67	-529	58,431
Manufacture of wood and of products of wood and cork, except furniture.....	20	58,111	208	-	575	67	-529	58,431
MANUFACTURE OF PAPER, PAPER PRODUCTS AND PRINTING.....	98	561,929	110	10,945	4,431	37,593	-2,101	612,908
Manufacture of paper and paper products.....	7	182,317	-	2,400	991	39,468	-7,122	218,053
Publishing and printing services.....	91	379,613	110	8,545	3,440	-1,875	5,022	394,855
MANUFACTURE OF CHEMICALS AND CHEMICAL PRODUCTS.....	46	677,943	2,530	21,626	6,763	15,833	1,713	726,408
Manufacture of basic chemicals, except fertilizers and nitrogen compounds.....	7	59,631	1,362	-	485	-211	-1,986	59,281
Manufacture of paints, varnishes and mastics	8	191,364	-	14	1,157	5,401	-360	197,576

GROSS VALUE OF PRODUCTION IN PRODUCERS' VALUES BY INDUSTRIAL GROUP - PUBLIC AND PRIVATE
2003/2004 (1996 E.F.Y)
TABLE 4.30 (Contd..)

(IN '000 BIRR)

I N D U S T R I A L G R O U P	NO.OF ESTAB.	REVENUE FROM SALES	RECEIPTS FROM INDUSTRIAL SERVICES RENDERED TO OTHERS	RECEIPTS OF PRODUCTS BOUGHT AND RESOLD	OTHER RECEIPTS	DIFFERENCE OF STOCKS IN		GROSS VALUE OF PRODUCTION IN PRODUCERS' VALUES
						FINISHED GOODS	SEMI- FINISHED GOODS	
Manufacture of pharmaceuticals, medicinal chemicals and botanical products.....	7	185,824	-	-	768	10,211	4,443	201,246
Manufacture of soap and detergents cleaning and polishing, perfumes and toilet preparations.....	18	219,853	-	20,233	3,404	85	-383	243,192
Manufacture of chemical products n.e.c.	6	21,270	1,168	1,379	950	348	-1	25,113
MANUFACTURE OF RUBBER AND PLASTIC PRODCUTS.....	42	551,836	-	2,243	5,405	1,339	-3,474	557,349
Manufacture of rubber products.....	4	201,958	-	-	3,486	-8,997	-3,334	193,113
Manufacture of plastic products.....	38	349,878	-	2,243	1,918	10,336	-140	364,236
MANUFACTURE OF OTHER NON-METALLIC MINERAL PRODUCTS ...	123	1,097,521	10,454	27,526	11,546	6,325	26,245	1,179,618
Manufacture of glass and glass products.....	2	26,757	-	-	371	3,167	38	30,333
Manufacture of structural clay products	4	15,077	-	-	1,246	-37	222	16,508
Manufacture of cement, lime and plaster	8	915,465	-	169	3,055	-3,320	26,919	942,288
Manufacture of articles of concrete, cement and plaster	89	57,970	10,402	27,021	4,287	5,316	233	105,229
Manufacture of non-metallic mineral products n.e.c..	20	82,252	52	336	2,588	1,198	-1,167	85,259
MANUFACTURE OF BASIC IRON AND STEEL.....	13	748,889	168	5,233	1,479	5,826	230	761,825
Manufacture of basic iron and steel.....	13	748,889	168	5,233	1,479	5,826	230	761,825
MANUFACTURE OF FABRICATED METAL PRODUCTS EXCEPT MACHINERY AND EQUIPMENT	78	281,606	13,168	4,432	3,163	-5,405	2,610	299,574
Manufacture of structural metal products, tanks, reservoirs and containers of metal	46	106,789	4,239	1,360	2,411	-5,710	2,314	111,403
Manufacture of cutlery, hand tools and general hardware	9	48,430	207	3,072	256	116	-334	51,747
Manufacture of other fabricated metal products	23	126,386	8,723	-	496	189	631	136,424
MANUFACTURE OF MACHINERY AND EQUIPMENT N.E.C.	11	14,065	282	-	127	92	-39	14,527
Manufacture of pumps, compressors, taps and valves..	-	-	-	-	-	-	-	-
Manufacture of ovens, furnaces and furnace burners..	5	11,514	245	-	124	14	-39	11,858
Manufacture of other general purpose machinery.....	-	-	-	-	-	-	-	-
Manufacture of machinery for food and beverage processing	5	1,569	37	-	2	-	-	1,608
Manufacture of accumulators, primary cells and and primary batteries	1	983	-	-	-	78	-	1,060
MANUFACTURE OF MOTOR VEHICLES, TRAILERS & SEMI-TRAILERS	8	221,781	10,808	27,074	6,999	13,145	-4,536	275,270
Manufacture of bodies for motor vehicles.....	6	220,136	10,769	24,427	6,670	13,145	-4,536	270,611
Manufacture of parts and accessories for motor vehicles and their engines.....	2	1,645	39	2,646	330	-	-	4,660
MANUFACTURE OF FURNITURE; MANUFACTURING N.E.C.	172	158,375	1,372	2,811	2,034	3,683	1,379	169,654
Manufacture of furniture; manufacturing n.e.c.....	172	158,375	1,372	2,811	2,034	3,683	1,379	169,654
T O T A L	1,074	10,370,611	79,254	216,269	121,063	68,542	16,018	10,871,758

ACTUAL VALUE OF PRODUCTION AS PERCENTAGE OF YEARLY CAPACITY BY INDUSTRIAL GROUP
PUBLIC AND PRIVATE - 2003/2004 (1996 E.F.Y)
TABLE 4.31

(IN '000 BIRR)

		VALUE OF PRODUC-	ACTUAL VALUE OF	DEMAND OF RAW
--	--	------------------	-----------------	---------------

I N D U S T R I A L G R O U P	A C T U A L V A L U E O F P R O D U C T I O N	T I O N A T F U L L C A P A C I T Y (A T M A R K E T P R I C E)	P R O D U C T I O N A S % O F Y E A R L Y C A P A C I T Y	M A T E R I A L S C O N S U M P T I O N A T F U L L C A P A C I T Y
MANUFACTURE OF FOOD PRODUCTS AND BEVERAGES.....	3,889,484	5,849,230	66.50	2,458,453
Production, processing and preserving of meat, fruit and vegetables	47,669	281,754	16.92	153,296
Manufacture of vegetable and animal oils and fats...	106,140	428,419	24.77	273,628
Manufacture of dairy products	59,159	81,114	72.93	37,873
Manufacture of grain mill products	504,495	1,089,608	46.30	779,809
Manufacture of prepared animal feeds	12,934	24,324	53.18	9,675
Manufacture of bakery products	197,554	377,078	52.39	240,111
Manufacture of sugar and sugar confectionery	1,264,107	980,959	128.86	202,661
Manufacture of macaroni and spaghetti.....	182,799	244,913	74.64	149,117
Manufacture of food products n.e.c.	91,019	228,675	39.80	94,545
Distilling, rectifying and blending of spirits	91,706	128,129	71.57	21,609
Manufacture of wines	49,242	47,745	103.14	13,035
Manufacture of malt liquors and malt	762,974	971,049	78.57	214,221
Manufacture of soft drinks & production of mineral waters	519,686	965,464	53.83	268,874
MANUFACTURE OF TOBACCO PRODUCTS	306,667	359,513	85.30	103,444
Manufacture of tobacco products.....	306,667	359,513	85.30	103,444
MANUFACTURE OF TEXTILES	929,463	2,435,600	38.16	1,484,660
Spinning, weaving and finishing of textiles	881,427	2,338,914	37.69	1,433,352
Manufacture of cordage, rope, twine and netting	45,499	89,692	50.73	48,474
Knitting mills	2,536	6,995	36.26	2,834
MANUFACTURE OF WEARING APPAREL, EXCEPT FUR APPAREL...	80,351	246,627	32.58	143,166
Manufacture of wearing apparel except fur apparel...	80,351	246,627	32.58	143,166
TANNING AND DRESSING OF LEATHER; MANUFACTURE OF FOOTWEAR, LUGGAGE AND HANDBAGS	777,156	1,211,750	64.13	791,712
Tanning and dressing of leather,luggage and handbags	577,978	878,303	65.81	615,437
Manufacture of footwear.....	199,178	333,448	59.73	176,275
MANUFACTURE OF WOOD AND OF PRODUCTS OF WOOD AND CORK, EXCEPT FURNITURE	57,649	73,912	78.00	21,987
Manufacture of wood and of products of wood and cork, except furniture.....	57,649	73,912	78.00	21,987
MANUFACTURE OF PAPER, PAPER PRODUCTS AND PRINTING.....	597,421	854,413	69.92	490,714
Manufacture of paper and paper products.....	214,662	300,017	71.55	164,845
Publishing and printing services.....	382,759	554,397	69.04	325,869
MANUFACTURE OF CHEMICALS AND CHEMICAL PRODUCTS.....	695,489	1,490,253	46.67	563,272
Manufacture of basic chemicals, except fertilizers and nitrogen compounds.....	57,434	214,344	26.80	50,537
Manufacture of paints, varnishes and mastics	196,405	255,300	76.93	166,630

ACTUAL VALUE OF PRODUCTION AS PERCENTAGE OF YEARLY CAPACITY BY INDUSTRIAL GROUP
PUBLIC AND PRIVATE - 2003/2004 (1996 E.F.Y)
TABLE 4.31 (Contd..)

(IN '000 BIRR)

I N D U S T R I A L G R O U P	ACTUAL VALUE OF PRODUCTION	VALUE OF PRODUC- TION AT FULL CAPACITY (AT MARKET PRICE)	ACTUAL VALUE OF PRODUCTION AS % OF YEARLY CAPACITY	DEMAND OF RAW MATERIALS CONSUMPTION AT FULL CAPACITY
Manufacture of pharmaceuticals, medicinal chemicals and botanical products.....	200,478	653,825	30.66	109,372
Manufacture of soap and detergents cleaning and polishing, perfumes and toilet preparations.....	219,555	309,581	70.92	200,644
Manufacture of chemical products n.e.c.	21,617	57,203	37.79	36,089
MANUFACTURE OF RUBBER AND PLASTIC PRODUCTS.....	549,701	788,388	69.72	499,513
Manufacture of rubber products.....	189,627	218,142	86.93	82,232
Manufacture of plastic products.....	360,074	570,246	63.14	417,281
MANUFACTURE OF OTHER NON-METALLIC MINERAL PRODUCTS ...	1,130,091	1,367,158	82.66	432,286
Manufacture of glass and glass products.....	29,963	26,711	112.17	4,657
Manufacture of structural clay products	15,262	21,866	69.80	308
Manufacture of cement, lime and plaster	939,064	1,045,611	89.81	244,866
Manufacture of articles of concrete, cement and plaster	63,519	123,186	51.56	64,792
Manufacture of non-metallic mineral products n.e.c..	82,283	149,784	54.93	117,663
MANUFACTURE OF BASIC IRON AND STEEL.....	754,945	2,108,787	35.80	1,351,432
Manufacture of basic iron and steel.....	754,945	2,108,787	35.80	1,351,432
MANUFACTURE OF FABRICATED METAL PRODUCTS EXCEPT MACHINERY AND EQUIPMENT	278,810	706,267	39.48	439,483
Manufacture of structural metal products, tanks, reservoirs and containers of metal	103,393	346,996	29.80	248,589
Manufacture of cutlery, hand tools and general hardware	48,212	76,676	62.88	41,962
Manufacture of other fabricated metal products	127,206	282,594	45.01	148,932
MANUFACTURE OF MACHINERY AND EQUIPMENT N.E.C.	14,118	40,459	34.90	26,000
Manufacture of pumps, compressors, taps and valves..	-	-	-	-
Manufacture of ovens, furnaces and furnace burners..	11,489	25,945	44.28	16,054
Manufacture of other general purpose machinery.....	-	-	-	-
Manufacture of machinery for food and beverage processing	1,569	4,014	39.08	3,096
Manufacture of accumulators, primary cells and and primary batteries	1,060	10,500	10.10	6,850
MANUFACTURE OF MOTOR VEHICLES, TRAILERS & SEMI-TRAILERS	230,390	1,264,873	18.21	1,041,064
Manufacture of bodies for motor vehicles.....	228,745	1,262,166	18.12	1,040,048
Manufacture of parts and accessories for motor vehicles and their engines.....	1,645	2,707	60.77	1,016
MANUFACTURE OF FURNITURE; MANUFACTURING N.E.C.	163,436	301,189	54.26	140,789
Manufacture of furniture; manufacturing n.e.c.....	163,436	301,189	54.26	140,789
T O T A L	10,455,171	19,098,420	54.74	9,987,975

ACTUAL VALUE OF PRODUCTION AS PERCENTAGE OF YEARLY CAPACITY BY INDUSTRIAL GROUP
PUBLIC - 2003/2004 (1996 E.F.Y)
TABLE 4.32

(IN '000 BIRR)

I N D U S T R I A L G R O U P	ACTUAL VALUE OF PRODUCTION	VALUE OF PRODUC- TION AT FULL CAPACITY (AT MARKET PRICE)	ACTUAL VALUE OF PRODUCTION AS % OF YEARLY CAPACITY	DEMAND OF RAW MATERIALS CONSUMPTION AT FULL CAPACITY
MANUFACTURE OF FOOD PRODUCTS AND BEVERAGES.....	2,522,599	3,054,800	82.58	1,138,230
Production, processing and preserving of meat, fruit and vegetables	25,880	71,913	35.99	31,355
Manufacture of vegetable and animal oils and fats...	85,650	358,520	23.89	222,993
Manufacture of dairy products	19,865	39,730	50.00	17,145
Manufacture of grain mill products	216,613	385,396	56.21	293,786
Manufacture of prepared animal feeds	-	-	-	-
Manufacture of bakery products	43,622	105,248	41.45	59,928
Manufacture of sugar and sugar confectionery	1,262,177	977,349	129.14	200,284
Manufacture of macaroni and spaghetti.....	155,514	217,195	71.60	130,746
Manufacture of food products n.e.c.	15,141	78,773	19.22	35,466
Distilling, rectifying and blending of spirits	59,849	76,743	77.99	4,622
Manufacture of wines	49,242	47,745	103.14	13,035
Manufacture of malt liquors and malt	518,556	591,670	87.64	123,352
Manufacture of soft drinks & production of mineral waters	70,488	104,515	67.44	5,518
MANUFACTURE OF TOBACCO PRODUCTS	306,667	359,513	85.30	103,444
Manufacture of tobacco products.....	306,667	359,513	85.30	103,444
MANUFACTURE OF TEXTILES	563,966	1,492,675	37.78	971,608
Spinning, weaving and finishing of textiles	518,466	1,402,983	36.95	923,135
Manufacture of cordage, rope, twine and netting	45,499	89,692	50.73	48,474
Knitting mills	-	-	-	-
MANUFACTURE OF WEARING APPAREL, EXCEPT FUR APPAREL....	26,637	30,448	87.48	20,291
Manufacture of wearing apparel except fur apparel...	26,637	30,448	87.48	20,291
TANNING AND DRESSING OF LEATHER; MANUFACTURE OF FOOTWEAR, LUGGAGE AND HANDBAGS	292,900	339,055	86.39	219,544
Tanning and dressing of leather,luggage and handbags	228,726	253,408	90.26	180,488
Manufacture of footwear.....	64,174	85,647	74.93	39,056
MANUFACTURE OF WOOD AND OF PRODUCTS OF WOOD AND CORK, EXCEPT FURNITURE	55,041	67,817	81.16	19,286
Manufacture of wood and of products of wood and cork, except furniture.....	55,041	67,817	81.16	19,286
MANUFACTURE OF PAPER, PAPER PRODUCTS AND PRINTING....	404,912	577,355	70.13	264,960
Manufacture of paper and paper products.....	153,914	223,020	69.01	120,822
Publishing and printing services.....	250,998	354,334	70.84	144,138
MANUFACTURE OF CHEMICALS AND CHEMICAL PRODUCTS.....	311,942	500,013	62.39	183,557
Manufacture of basic chemicals, except fertilizers and nitrogen compounds.....	49,160	199,059	24.70	45,036
Manufacture of paints, varnishes and mastics	67,449	67,512	99.91	43,965

ACTUAL VALUE OF PRODUCTION AS PERCENTAGE OF YEARLY CAPACITY BY INDUSTRIAL GROUP
PUBLIC - 2003/2004 (1996 E.F.Y)
TABLE 4.32 (Contd..)

(IN '000 BIRR)

I N D U S T R I A L G R O U P	ACTUAL VALUE OF PRODUCTION	VALUE OF PRODUC- TION AT FULL CAPACITY (AT MARKET PRICE)	ACTUAL VALUE OF PRODUCTION AS % OF YEARLY CAPACITY	DEMAND OF RAW MATERIALS CONSUMPTION AT FULL CAPACITY
Manufacture of pharmaceuticals, medicinal chemicals and botanical products.....	137,944	175,871	78.43	59,773
Manufacture of soap and detergents cleaning and polishing, perfumes and toilet preparations.....	55,060	48,634	113.21	31,480
Manufacture of chemical products n.e.c.	2,329	8,937	26.06	3,303
MANUFACTURE OF RUBBER AND PLASTIC PRODUCTS.....	223,009	323,127	69.02	141,230
Manufacture of rubber products.....	180,491	206,148	87.55	78,180
Manufacture of plastic products.....	42,518	116,979	36.35	63,050
MANUFACTURE OF OTHER NON-METALLIC MINERAL PRODUCTS ...	766,645	816,282	93.92	210,239
Manufacture of glass and glass products.....	29,715	26,401	112.55	4,425
Manufacture of structural clay products	14,740	21,144	69.71	215
Manufacture of cement, lime and plaster	662,717	665,944	99.52	102,678
Manufacture of articles of concrete, cement and plaster	25,247	40,458	62.40	21,165
Manufacture of non-metallic mineral products n.e.c..	34,226	62,335	54.91	81,757
MANUFACTURE OF BASIC IRON AND STEEL.....	222,680	325,803	68.35	203,578
Manufacture of basic iron and steel.....	222,680	325,803	68.35	203,578
MANUFACTURE OF FABRICATED METAL PRODUCTS EXCEPT MACHINERY AND EQUIPMENT	134,611	336,871	39.96	243,780
Manufacture of structural metal products, tanks, reservoirs and containers of metal	38,033	197,339	19.27	169,148
Manufacture of cutlery, hand tools and general hardware	21,003	29,282	71.73	15,986
Manufacture of other fabricated metal products	75,575	110,250	68.55	58,646
MANUFACTURE OF MACHINERY AND EQUIPMENT N.E.C.	-	-	-	-
Manufacture of pumps, compressors, taps and valves..	-	-	-	-
Manufacture of ovens, furnaces and furnace burners..	-	-	-	-
Manufacture of other general purpose machinery.....	-	-	-	-
Manufacture of machinery for food and beverage processing	-	-	-	-
Manufacture of accumulators, primary cells and and primary batteries	-	-	-	-
MANUFACTURE OF MOTOR VEHICLES, TRAILERS & SEMI-TRAILERS	139,447	1,090,705	12.79	950,495
Manufacture of bodies for motor vehicles.....	139,447	1,090,705	12.79	950,495
Manufacture of parts and accessories for motor vehicles and their engines.....	-	-	-	-
MANUFACTURE OF FURNITURE; MANUFACTURING N.E.C.	9,393	11,823	79.45	4,370
Manufacture of furniture; manufacturing n.e.c.....	9,393	11,823	79.45	4,370
T O T A L	5,980,447	9,326,287	64.12	4,674,613

ACTUAL VALUE OF PRODUCTION AS PERCENTAGE OF YEARLY CAPACITY BY INDUSTRIAL GROUP
PRIVATE - 2003/2004 (1996 E.F.Y)
TABLE 4.33

(IN '000 BIRR)

I N D U S T R I A L G R O U P	ACTUAL VALUE OF PRODUCTION	VALUE OF PRODUC- TION AT FULL CAPACITY (AT MARKET PRICE)	ACTUAL VALUE OF PRODUCTION AS % OF YEARLY CAPACITY	DEMAND OF RAW MATERIALS CONSUMPTION AT FULL CAPACITY
MANUFACTURE OF FOOD PRODUCTS AND BEVERAGES.....	1,366,885	2,794,431	48.91	1,320,223
Production, processing and preserving of meat, fruit and vegetables	21,788	209,840	10.38	121,940
Manufacture of vegetable and animal oils and fats...	20,489	69,898	29.31	50,635
Manufacture of dairy products	39,294	41,384	94.95	20,728
Manufacture of grain mill products	287,882	704,212	40.88	486,024
Manufacture of prepared animal feeds	12,934	24,324	53.18	9,675
Manufacture of bakery products	153,932	271,830	56.63	180,183
Manufacture of sugar and sugar confectionery	1,930	3,610	53.47	2,377
Manufacture of macaroni and spaghetti.....	27,285	27,718	98.44	18,370
Manufacture of food products n.e.c.	75,878	149,901	50.62	59,079
Distilling, rectifying and blending of spirits	31,857	51,386	62.00	16,987
Manufacture of wines	-	-	-	-
Manufacture of malt liquors and malt	244,418	379,379	64.43	90,869
Manufacture of soft drinks & production of mineral waters	449,198	860,949	52.17	263,356
MANUFACTURE OF TOBACCO PRODUCTS	-	-	-	-
Manufacture of tobacco products.....	-	-	-	-
MANUFACTURE OF TEXTILES	365,497	942,925	38.76	513,051
Spinning, weaving and finishing of textiles	362,961	935,931	38.78	510,218
Manufacture of cordage, rope, twine and netting	-	-	-	-
Knitting mills	2,536	6,995	36.26	2,834
MANUFACTURE OF WEARING APPAREL, EXCEPT FUR APPAREL....	53,714	216,179	24.85	122,875
Manufacture of wearing apparel except fur apparel...	53,714	216,179	24.85	122,875
TANNING AND DRESSING OF LEATHER; MANUFACTURE OF FOOTWEAR, LUGGAGE AND HANDBAGS	484,256	872,695	55.49	572,168
Tanning and dressing of leather,luggage and handbags	349,252	624,895	55.89	434,949
Manufacture of footwear.....	135,004	247,801	54.48	137,219
MANUFACTURE OF WOOD AND OF PRODUCTS OF WOOD AND CORK, EXCEPT FURNITURE	2,607	6,095	42.77	2,701
Manufacture of wood and of products of wood and cork, except furniture.....	2,607	6,095	42.77	2,701
MANUFACTURE OF PAPER, PAPER PRODUCTS AND PRINTING....	192,510	277,059	69.48	225,754
Manufacture of paper and paper products.....	60,748	76,996	78.90	44,023
Publishing and printing services.....	131,761	200,062	65.86	181,731
MANUFACTURE OF CHEMICALS AND CHEMICAL PRODUCTS.....	383,547	990,240	38.73	379,715
Manufacture of basic chemicals, except fertilizers and nitrogen compounds.....	8,274	15,284	54.13	5,501
Manufacture of paints, varnishes and mastics	128,956	187,789	68.67	122,664

ACTUAL VALUE OF PRODUCTION AS PERCENTAGE OF YEARLY CAPACITY BY INDUSTRIAL GROUP
PRIVATE - 2003/2004 (1996 E.F.Y)
TABLE 4.33 (Contd..)

(IN '000 BIRR)

I N D U S T R I A L G R O U P	ACTUAL VALUE OF PRODUCTION	VALUE OF PRODUC- TION AT FULL CAPACITY (AT MARKET PRICE)	ACTUAL VALUE OF PRODUCTION AS % OF YEARLY CAPACITY	DEMAND OF RAW MATERIALS CONSUMPTION AT FULL CAPACITY
Manufacture of pharmaceuticals, medicinal chemicals and botanical products.....	62,534	477,954	13.08	49,599
Manufacture of soap and detergents cleaning and polishing, perfumes and toilet preparations.....	164,495	260,947	63.04	169,164
Manufacture of chemical products n.e.c.	19,288	48,266	39.96	32,786
MANUFACTURE OF RUBBER AND PLASTIC PRODUCTS.....	326,692	465,260	70.22	358,283
Manufacture of rubber products.....	9,135	11,994	76.17	4,052
Manufacture of plastic products.....	317,556	453,267	70.06	354,231
MANUFACTURE OF OTHER NON-METALLIC MINERAL PRODUCTS ...	363,446	550,875	65.98	222,047
Manufacture of glass and glass products.....	248	309	79.99	232
Manufacture of structural clay products	522	721	72.34	94
Manufacture of cement, lime and plaster	276,347	379,667	72.79	142,189
Manufacture of articles of concrete, cement and plaster	38,272	82,728	46.26	43,627
Manufacture of non-metallic mineral products n.e.c..	48,057	87,449	54.95	35,906
MANUFACTURE OF BASIC IRON AND STEEL.....	532,266	1,782,984	29.85	1,147,854
Manufacture of basic iron and steel.....	532,266	1,782,984	29.85	1,147,854
MANUFACTURE OF FABRICATED METAL PRODUCTS EXCEPT MACHINERY AND EQUIPMENT	144,200	369,395	39.04	195,702
Manufacture of structural metal products, tanks, reservoirs and containers of metal	65,360	149,657	43.67	79,441
Manufacture of cutlery, hand tools and general hardware	27,209	47,394	57.41	25,976
Manufacture of other fabricated metal products	51,631	172,344	29.96	90,286
MANUFACTURE OF MACHINERY AND EQUIPMENT N.E.C.	14,118	40,459	34.90	26,000
Manufacture of pumps, compressors, taps and valves..	-	-	-	-
Manufacture of ovens, furnaces and furnace burners..	11,489	25,945	44.28	16,054
Manufacture of other general purpose machinery.....	-	-	-	-
Manufacture of machinery for food and beverage processing	1,569	4,014	39.08	3,096
Manufacture of accumulators, primary cells and and primary batteries	1,060	10,500	10.10	6,850
MANUFACTURE OF MOTOR VEHICLES, TRAILERS & SEMI-TRAILERS	90,942	174,168	52.22	90,568
Manufacture of bodies for motor vehicles.....	89,297	171,461	52.08	89,552
Manufacture of parts and accessories for motor vehicles and their engines.....	1,645	2,707	60.77	1,016
MANUFACTURE OF FURNITURE; MANUFACTURING N.E.C.	154,043	289,366	53.23	136,419
Manufacture of furniture; manufacturing n.e.c.....	154,043	289,366	53.23	136,419
T O T A L	4,474,724	9,772,133	45.79	5,313,362

GROSS VALUE OF PRODUCTION BY SIZE OF PERSONS ENGAGED AND INDUSTRIAL GROUP
PUBLIC AND PRIVATE - 2003/2004 (1996 E.F.Y)

TABLE 4.34

(IN '000 BIRR)

I N D U S T R I A L G R O U P	S I Z E - G R O U P			
	10 - 19	20 - 49	50 & OVER	T O T A L
MANUFACTURE OF FOOD PRODUCTS AND BEVERAGES.....	77,410	105,709	3,812,947	3,996,066
Production, processing and preserving of meat, fruit and vegetables	-	9,398	52,491	61,888
Manufacture of vegetable and animal oils and fats...	7,878	12,883	89,505	110,267
Manufacture of dairy products	711	-	59,527	60,239
Manufacture of grain mill products	19,273	49,919	448,033	517,225
Manufacture of prepared animal feeds	-	106	13,333	13,439
Manufacture of bakery products	26,827	24,279	156,276	207,382
Manufacture of sugar and sugar confectionery	995	2,270	1,270,760	1,274,025
Manufacture of macaroni and spaghetti.....	463	-	182,628	183,091
Manufacture of food products n.e.c.	21,262	264	85,319	106,845
Distilling, rectifying and blending of spirits	-	4,588	87,291	91,879
Manufacture of wines	-	-	49,297	49,297
Manufacture of malt liquors and malt	-	-	773,631	773,631
Manufacture of soft drinks & production of mineral waters	-	2,002	544,855	546,857
MANUFACTURE OF TOBACCO PRODUCTS	-	-	364,046	364,046
Manufacture of tobacco products.....	-	-	364,046	364,046
MANUFACTURE OF TEXTILES	9,058	17,541	929,846	956,445
Spinning, weaving and finishing of textiles	8,630	15,352	876,740	900,723
Manufacture of cordage, rope, twine and netting	-	-	52,919	52,919
Knitting mills	427	2,189	187	2,803
MANUFACTURE OF WEARING APPAREL, EXCEPT FUR APPAREL....	8,314	7,205	70,992	86,511
Manufacture of wearing apparel except fur apparel...	8,314	7,205	70,992	86,511
TANNING AND DRESSING OF LEATHER; MANUFACTURE OF FOOTWEAR, LUGGAGE AND HANDBAGS	6,269	41,433	765,424	813,127
Tanning and dressing of leather,luggage and handbags	-	-	589,423	589,423
Manufacture of footwear.....	6,269	41,433	176,001	223,704
MANUFACTURE OF WOOD AND OF PRODUCTS OF WOOD AND CORK, EXCEPT FURNITURE	2,523	2,990	52,918	58,431
Manufacture of wood and of products of wood and cork, except furniture.....	2,523	2,990	52,918	58,431
MANUFACTURE OF PAPER, PAPER PRODUCTS AND PRINTING....	7,554	98,332	507,022	612,908
Manufacture of paper and paper products.....	-	57,111	160,942	218,053
Publishing and printing services.....	7,554	41,221	346,080	394,855
MANUFACTURE OF CHEMICALS AND CHEMICAL PRODUCTS.....	3,942	25,120	697,347	726,408
Manufacture of basic chemicals, except fertilizers and nitrogen compounds.....	-	3,968	55,313	59,281
Manufacture of paints, varnishes and mastics	-	4,558	193,018	197,576

GROSS VALUE OF PRODUCTION BY SIZE OF PERSONS ENGAGED AND INDUSTRIAL GROUP

PUBLIC AND PRIVATE - 2003/2004 (1996 E.F.Y)

TABLE 4.34(Contd..)

(IN '000 BIRR)

I N D U S T R I A L G R O U P	S I Z E - G R O U P			
	10 - 19	20 - 49	50 & OVER	T O T A L
Manufacture of pharmaceuticals, medicinal chemicals and botanical products.....	-	1,883	199,363	201,246
Manufacture of soap and detergents cleaning and polishing, perfumes and toilet preparations.....	1,635	13,860	227,698	243,192
Manufacture of chemical products n.e.c.	2,307	852	21,954	25,113
MANUFACTURE OF RUBBER AND PLASTIC PRODUCTS.....	8,954	49,464	498,930	557,349
Manufacture of rubber products.....	-	1,589	191,524	193,113
Manufacture of plastic products.....	8,954	47,876	307,406	364,236
MANUFACTURE OF OTHER NON-METALLIC MINERAL PRODUCTS ...	12,441	25,690	1,141,487	1,179,618
Manufacture of glass and glass products.....	253	-	30,081	30,333
Manufacture of structural clay products	53	226	16,229	16,508
Manufacture of cement, lime and plaster	133	8,137	934,018	942,288
Manufacture of articles of concrete, cement and plaster	11,539	13,198	80,492	105,229
Manufacture of non-metallic mineral products n.e.c..	464	4,129	80,666	85,259
MANUFACTURE OF BASIC IRON AND STEEL.....	-	36,293	725,532	761,825
Manufacture of basic iron and steel.....	-	36,293	725,532	761,825
MANUFACTURE OF FABRICATED METAL PRODUCTS EXCEPT MACHINERY AND EQUIPMENT	17,161	66,265	216,148	299,574
Manufacture of structural metal products, tanks, reservoirs and containers of metal	12,778	9,779	88,846	111,403
Manufacture of cutlery, hand tools and general hardware	2,823	20,233	28,691	51,747
Manufacture of other fabricated metal products	1,561	36,253	98,611	136,424
MANUFACTURE OF MACHINERY AND EQUIPMENT N.E.C.	533	12,933	1,060	14,527
Manufacture of pumps, compressors, taps and valves..	-	-	-	-
Manufacture of ovens, furnaces and furnace burners..	170	11,689	-	11,858
Manufacture of other general purpose machinery.....	-	-	-	-
Manufacture of machinery for food and beverage processing	363	1,245	-	1,608
Manufacture of accumulators, primary cells and and primary batteries	-	-	1,060	1,060
MANUFACTURE OF MOTOR VEHICLES, TRAILERS & SEMI-TRAILERS	-	2,340	272,930	275,270
Manufacture of bodies for motor vehicles.....	-	-	270,611	270,611
Manufacture of parts and accessories for motor vehicles and their engines.....	-	2,340	2,320	4,660
MANUFACTURE OF FURNITURE; MANUFACTURING N.E.C.	19,943	24,271	125,439	169,654
Manufacture of furniture; manufacturing n.e.c.....	19,943	24,271	125,439	169,654
T O T A L	174,102	515,588	10,182,068	10,871,758

GROSS VALUE OF PRODUCTION BY SIZE OF PERSONS ENGAGED AND INDUSTRIAL GROUP

PUBLIC - 2003/2004 (1996 E.F.Y)

TABLE 4.35

(IN '000 BIRR)

I N D U S T R I A L G R O U P	S I Z E - G R O U P			
	10 - 19	20 - 49	50 & OVER	T O T A L
MANUFACTURE OF FOOD PRODUCTS AND BEVERAGES.....	50	1,315	2,566,006	2,567,371
Production, processing and preserving of meat, fruit and vegetables	-	-	39,634	39,634
Manufacture of vegetable and animal oils and fats...	50	-	89,505	89,555
Manufacture of dairy products	-	-	20,558	20,558
Manufacture of grain mill products	-	-	220,519	220,519
Manufacture of prepared animal feeds	-	-	-	-
Manufacture of bakery products	-	-	44,338	44,338
Manufacture of sugar and sugar confectionery	-	1,315	1,270,760	1,272,075
Manufacture of macaroni and spaghetti.....	-	-	155,806	155,806
Manufacture of food products n.e.c.	-	-	15,329	15,329
Distilling, rectifying and blending of spirits	-	-	59,905	59,905
Manufacture of wines	-	-	49,297	49,297
Manufacture of malt liquors and malt	-	-	527,352	527,352
Manufacture of soft drinks & production of mineral waters	-	-	73,002	73,002
MANUFACTURE OF TOBACCO PRODUCTS	-	-	364,046	364,046
Manufacture of tobacco products.....	-	-	364,046	364,046
MANUFACTURE OF TEXTILES	-	14,673	572,508	587,180
Spinning, weaving and finishing of textiles	-	14,673	519,589	534,261
Manufacture of cordage, rope, twine and netting	-	-	52,919	52,919
Knitting mills	-	-	-	-
MANUFACTURE OF WEARING APPAREL, EXCEPT FUR APPAREL....	-	-	28,779	28,779
Manufacture of wearing apparel except fur apparel...	-	-	28,779	28,779
TANNING AND DRESSING OF LEATHER; MANUFACTURE OF FOOTWEAR, LUGGAGE AND HANDBAGS	-	-	296,875	296,875
Tanning and dressing of leather,luggage and handbags	-	-	230,911	230,911
Manufacture of footwear.....	-	-	65,965	65,965
MANUFACTURE OF WOOD AND OF PRODUCTS OF WOOD AND CORK, EXCEPT FURNITURE	62	2,630	52,918	55,609
Manufacture of wood and of products of wood and cork, except furniture.....	62	2,630	52,918	55,609
MANUFACTURE OF PAPER, PAPER PRODUCTS AND PRINTING.....	-	55,830	351,936	407,766
Manufacture of paper and paper products.....	-	55,830	98,775	154,605
Publishing and printing services.....	-	-	253,161	253,161
MANUFACTURE OF CHEMICALS AND CHEMICAL PRODUCTS.....	1,824	-	314,088	315,912
Manufacture of basic chemicals, except fertilizers and nitrogen compounds.....	-	-	50,953	50,953
Manufacture of paints, varnishes and mastics	-	-	67,970	67,970

GROSS VALUE OF PRODUCTION BY SIZE OF PERSONS ENGAGED AND INDUSTRIAL GROUP

PUBLIC - 2003/2004 (1996 E.F.Y)

TABLE 4.35(Contd..)

(IN '000 BIRR)

I N D U S T R I A L G R O U P	S I Z E - G R O U P			
	10 - 19	20 - 49	50 & OVER	T O T A L
Manufacture of pharmaceuticals, medicinal chemicals and botanical products.....	-	-	138,644	138,644
Manufacture of soap and detergents cleaning and polishing, perfumes and toilet preparations.....	-	-	56,014	56,014
Manufacture of chemical products n.e.c.	1,824	-	507	2,331
MANUFACTURE OF RUBBER AND PLASTIC PRODUCTS.....	-	2,348	225,364	227,712
Manufacture of rubber products.....	-	-	183,941	183,941
Manufacture of plastic products.....	-	2,348	41,423	43,771
MANUFACTURE OF OTHER NON-METALLIC MINERAL PRODUCTS ...	81	5,645	803,624	809,351
Manufacture of glass and glass products.....	-	-	30,081	30,081
Manufacture of structural clay products	-	226	15,760	15,986
Manufacture of cement, lime and plaster	-	5,419	659,412	664,832
Manufacture of articles of concrete, cement and plaster	81	-	63,790	63,872
Manufacture of non-metallic mineral products n.e.c..	-	-	34,581	34,581
MANUFACTURE OF BASIC IRON AND STEEL.....	-	-	223,611	223,611
Manufacture of basic iron and steel.....	-	-	223,611	223,611
MANUFACTURE OF FABRICATED METAL PRODUCTS EXCEPT MACHINERY AND EQUIPMENT	-	431	137,357	137,788
Manufacture of structural metal products, tanks, reservoirs and containers of metal	-	431	37,989	38,420
Manufacture of cutlery, hand tools and general hardware	-	-	23,584	23,584
Manufacture of other fabricated metal products	-	-	75,784	75,784
MANUFACTURE OF MACHINERY AND EQUIPMENT N.E.C.	-	-	-	-
Manufacture of pumps, compressors, taps and valves..	-	-	-	-
Manufacture of ovens, furnaces and furnace burners..	-	-	-	-
Manufacture of other general purpose machinery.....	-	-	-	-
Manufacture of machinery for food and beverage processing	-	-	-	-
Manufacture of accumulators, primary cells and and primary batteries	-	-	-	-
MANUFACTURE OF MOTOR VEHICLES, TRAILERS & SEMI-TRAILERS	-	-	171,089	171,089
Manufacture of bodies for motor vehicles.....	-	-	171,089	171,089
Manufacture of parts and accessories for motor vehicles and their engines.....	-	-	-	-
MANUFACTURE OF FURNITURE; MANUFACTURING N.E.C.	-	590	9,741	10,331
Manufacture of furniture; manufacturing n.e.c.....	-	590	9,741	10,331
T O T A L	2,017	83,463	6,117,942	6,203,422

GROSS VALUE OF PRODUCTION BY SIZE OF PERSONS ENGAGED AND INDUSTRIAL GROUP
PRIVATE - 2003/2004 (1996 E.F.Y)

TABLE 4.36

(IN '000 BIRR)

I N D U S T R I A L G R O U P	S I Z E - G R O U P			
	10 - 19	20 - 49	50 & OVER	T O T A L
MANUFACTURE OF FOOD PRODUCTS AND BEVERAGES.....	77,360	104,394	1,246,941	1,428,695
Production, processing and preserving of meat, fruit and vegetables	-	9,398	12,856	22,254
Manufacture of vegetable and animal oils and fats...	7,828	12,883	-	20,712
Manufacture of dairy products	711	-	38,969	39,680
Manufacture of grain mill products	19,273	49,919	227,514	296,706
Manufacture of prepared animal feeds	-	106	13,333	13,439
Manufacture of bakery products	26,827	24,279	111,939	163,045
Manufacture of sugar and sugar confectionery	995	955	-	1,950
Manufacture of macaroni and spaghetti.....	463	-	26,822	27,285
Manufacture of food products n.e.c.	21,262	264	69,990	91,516
Distilling, rectifying and blending of spirits	-	4,588	27,386	31,974
Manufacture of wines	-	-	-	-
Manufacture of malt liquors and malt	-	-	246,279	246,279
Manufacture of soft drinks & production of mineral waters	-	2,002	471,853	473,855
MANUFACTURE OF TOBACCO PRODUCTS	-	-	-	-
Manufacture of tobacco products.....	-	-	-	-
MANUFACTURE OF TEXTILES	9,058	2,868	357,338	369,264
Spinning, weaving and finishing of textiles	8,630	679	357,152	366,461
Manufacture of cordage, rope, twine and netting	-	-	-	-
Knitting mills	427	2,189	187	2,803
MANUFACTURE OF WEARING APPAREL, EXCEPT FUR APPAREL....	8,314	7,205	42,213	57,732
Manufacture of wearing apparel except fur apparel...	8,314	7,205	42,213	57,732
TANNING AND DRESSING OF LEATHER; MANUFACTURE OF FOOTWEAR, LUGGAGE AND HANDBAGS	6,269	41,433	468,549	516,251
Tanning and dressing of leather,luggage and handbags	-	-	358,512	358,512
Manufacture of footwear.....	6,269	41,433	110,036	157,739
MANUFACTURE OF WOOD AND OF PRODUCTS OF WOOD AND CORK, EXCEPT FURNITURE	2,461	361	-	2,822
Manufacture of wood and of products of wood and cork, except furniture.....	2,461	361	-	2,822
MANUFACTURE OF PAPER, PAPER PRODUCTS AND PRINTING....	7,554	42,502	155,086	205,142
Manufacture of paper and paper products.....	-	1,281	62,167	63,448
Publishing and printing services.....	7,554	41,221	92,919	141,694
MANUFACTURE OF CHEMICALS AND CHEMICAL PRODUCTS.....	2,118	25,120	383,258	410,496
Manufacture of basic chemicals, except fertilizers and nitrogen compounds.....	-	3,968	4,360	8,328
Manufacture of paints, varnishes and mastics	-	4,558	125,048	129,605

GROSS VALUE OF PRODUCTION BY SIZE OF PERSONS ENGAGED AND INDUSTRIAL GROUP

PRIVATE - 2003/2004 (1996 E.F.Y)

TABLE 4.36(Contd..)

(IN '000 BIRR)

I N D U S T R I A L G R O U P	S I Z E - G R O U P			
	10 - 19	20 - 49	50 & OVER	T O T A L
Manufacture of pharmaceuticals, medicinal chemicals and botanical products.....	-	1,883	60,719	62,602
Manufacture of soap and detergents cleaning and polishing, perfumes and toilet preparations.....	1,635	13,860	171,684	187,179
Manufacture of chemical products n.e.c.	484	852	21,447	22,782
MANUFACTURE OF RUBBER AND PLASTIC PRODUCTS.....	8,954	47,116	273,566	329,636
Manufacture of rubber products.....	-	1,589	7,583	9,172
Manufacture of plastic products.....	8,954	45,527	265,983	320,464
MANUFACTURE OF OTHER NON-METALLIC MINERAL PRODUCTS ...	12,360	20,045	337,862	370,267
Manufacture of glass and glass products.....	253	-	-	253
Manufacture of structural clay products	53	-	469	522
Manufacture of cement, lime and plaster	133	2,718	274,606	277,457
Manufacture of articles of concrete, cement and plaster	11,458	13,198	16,702	41,357
Manufacture of non-metallic mineral products n.e.c..	464	4,129	46,085	50,678
MANUFACTURE OF BASIC IRON AND STEEL.....	-	36,293	501,921	538,214
Manufacture of basic iron and steel.....	-	36,293	501,921	538,214
MANUFACTURE OF FABRICATED METAL PRODUCTS EXCEPT MACHINERY AND EQUIPMENT	17,161	65,835	78,791	161,786
Manufacture of structural metal products, tanks, reservoirs and containers of metal	12,778	9,349	50,857	72,983
Manufacture of cutlery, hand tools and general hardware	2,823	20,233	5,107	28,162
Manufacture of other fabricated metal products	1,561	36,253	22,827	60,641
MANUFACTURE OF MACHINERY AND EQUIPMENT N.E.C.	533	12,933	1,060	14,527
Manufacture of pumps, compressors, taps and valves..	-	-	-	-
Manufacture of ovens, furnaces and furnace burners..	170	11,689	-	11,858
Manufacture of other general purpose machinery.....	-	-	-	-
Manufacture of machinery for food and beverage processing	363	1,245	-	1,608
Manufacture of accumulators, primary cells and and primary batteries	-	-	1,060	1,060
MANUFACTURE OF MOTOR VEHICLES, TRAILERS & SEMI-TRAILERS	-	2,340	101,841	104,181
Manufacture of bodies for motor vehicles.....	-	-	99,521	99,521
Manufacture of parts and accessories for motor vehicles and their engines.....	-	2,340	2,320	4,660
MANUFACTURE OF FURNITURE; MANUFACTURING N.E.C.	19,943	23,681	115,699	159,323
Manufacture of furniture; manufacturing n.e.c.....	19,943	23,681	115,699	159,323
T O T A L	172,085	432,126	4,064,126	4,668,337

VALUE ADDED* BY SIZE OF PERSONS ENGAGED AND INDUSTRIAL GROUP
PUBLIC AND PRIVATE - 2003/2004 (1996 E.F.Y)

TABLE 4.37

(IN '000 BIRR)

I N D U S T R I A L G R O U P	S I Z E - G R O U P			
	10 - 19	20 - 49	50 & OVER	T O T A L
MANUFACTURE OF FOOD PRODUCTS AND BEVERAGES.....	14,636	30,554	1,984,820	2,030,009
Production, processing and preserving of meat, fruit and vegetables	-	3,330	23,679	27,009
Manufacture of vegetable and animal oils and fats...	1,683	2,079	26,453	30,215
Manufacture of dairy products	207	-	24,093	24,299
Manufacture of grain mill products	3,993	12,959	91,282	108,233
Manufacture of prepared animal feeds	-	76	3,114	3,190
Manufacture of bakery products	7,269	7,784	34,275	49,328
Manufacture of sugar and sugar confectionery	220	930	871,440	872,590
Manufacture of macaroni and spaghetti.....	223	-	57,075	57,298
Manufacture of food products n.e.c.	1,041	110	42,440	43,591
Distilling, rectifying and blending of spirits	-	1,813	59,781	61,594
Manufacture of wines	-	-	30,719	30,719
Manufacture of malt liquors and malt	-	-	458,406	458,406
Manufacture of soft drinks & production of mineral waters	-	1,473	262,062	263,536
MANUFACTURE OF TOBACCO PRODUCTS	-	-	241,003	241,003
Manufacture of tobacco products.....	-	-	241,003	241,003
MANUFACTURE OF TEXTILES	1,312	8,701	228,872	238,886
Spinning, weaving and finishing of textiles	1,150	7,547	201,026	209,722
Manufacture of cordage, rope, twine and netting	-	-	27,762	27,762
Knitting mills	163	1,154	85	1,402
MANUFACTURE OF WEARING APPAREL, EXCEPT FUR APPAREL....	2,823	3,084	29,097	35,004
Manufacture of wearing apparel except fur apparel...	2,823	3,084	29,097	35,004
TANNING AND DRESSING OF LEATHER; MANUFACTURE OF FOOTWEAR, LUGGAGE AND HANDBAGS	1,822	11,766	175,571	189,159
Tanning and dressing of leather,luggage and handbags	-	-	111,508	111,508
Manufacture of footwear.....	1,822	11,766	64,063	77,651
MANUFACTURE OF WOOD AND OF PRODUCTS OF WOOD AND CORK, EXCEPT FURNITURE	1,191	2,013	28,039	31,244
Manufacture of wood and of products of wood and cork, except furniture.....	1,191	2,013	28,039	31,244
MANUFACTURE OF PAPER, PAPER PRODUCTS AND PRINTING....	2,774	33,866	212,351	248,991
Manufacture of paper and paper products.....	-	15,345	57,321	72,666
Publishing and printing services.....	2,774	18,521	155,030	176,325
MANUFACTURE OF CHEMICALS AND CHEMICAL PRODUCTS.....	1,187	7,582	250,461	259,230
Manufacture of basic chemicals, except fertilizers and nitrogen compounds.....	-	2,149	20,987	23,136
Manufacture of paints, varnishes and mastics	-	1,635	62,175	63,810

* IN THE NATIONAL ACCOUNT CONCEPT AT FACTOR COST

VALUE ADDED* BY SIZE OF PERSONS ENGAGED AND INDUSTRIAL GROUP
PUBLIC AND PRIVATE - 2003/2004 (1996 E.F.Y)
TABLE 4.37(Contd..)

(IN '000 BIRR)

I N D U S T R I A L G R O U P	S I Z E - G R O U P			
	10 - 19	20 - 49	50 & OVER	T O T A L
Manufacture of pharmaceuticals, medicinal chemicals and botanical products.....	-	470	100,138	100,608
Manufacture of soap and detergents cleaning and polishing, perfumes and toilet preparations.....	654	3,279	62,369	66,302
Manufacture of chemical products n.e.c.	533	49	4,791	5,374
MANUFACTURE OF RUBBER AND PLASTIC PRODUCTS.....	2,505	18,051	226,811	247,366
Manufacture of rubber products.....	-	982	103,150	104,132
Manufacture of plastic products.....	2,505	17,069	123,661	143,234
MANUFACTURE OF OTHER NON-METALLIC MINERAL PRODUCTS ...	4,322	12,087	487,393	503,801
Manufacture of glass and glass products.....	53	-	19,102	19,154
Manufacture of structural clay products	27	177	8,431	8,636
Manufacture of cement, lime and plaster	49	4,553	405,291	409,893
Manufacture of articles of concrete, cement and plaster	3,940	5,882	27,093	36,915
Manufacture of non-metallic mineral products n.e.c..	254	1,474	27,476	29,204
MANUFACTURE OF BASIC IRON AND STEEL.....	-	9,434	193,216	202,650
Manufacture of basic iron and steel.....	-	9,434	193,216	202,650
MANUFACTURE OF FABRICATED METAL PRODUCTS EXCEPT MACHINERY AND EQUIPMENT	6,071	23,507	84,834	114,412
Manufacture of structural metal products, tanks, reservoirs and containers of metal	4,114	4,600	31,746	40,459
Manufacture of cutlery, hand tools and general hardware	1,385	6,039	10,111	17,535
Manufacture of other fabricated metal products	572	12,868	42,977	56,417
MANUFACTURE OF MACHINERY AND EQUIPMENT N.E.C.	222	4,340	-372	4,189
Manufacture of pumps, compressors, taps and valves..	-	-	-	-
Manufacture of ovens, furnaces and furnace burners..	63	3,893	-	3,957
Manufacture of other general purpose machinery.....	-	-	-	-
Manufacture of machinery for food and beverage processing	158	446	-	604
Manufacture of accumulators, primary cells and and primary batteries	-	-	-372	-372
MANUFACTURE OF MOTOR VEHICLES, TRAILERS & SEMI-TRAILERS	-	1,090	-2,740	-1,650
Manufacture of bodies for motor vehicles.....	-	-	-4,065	-4,065
Manufacture of parts and accessories for motor vehicles and their engines.....	-	1,090	1,325	2,415
MANUFACTURE OF FURNITURE; MANUFACTURING N.E.C.	8,217	11,130	55,409	74,756
Manufacture of furniture; manufacturing n.e.c.....	8,217	11,130	55,409	74,756
T O T A L	47,082	177,205	4,194,764	4,419,050

* IN THE NATIONAL ACCOUNT CONCEPT AT FACTOR COST

VALUE ADDED* BY SIZE OF PERSONS ENGAGED AND INDUSTRIAL GROUP
PUBLIC - 2003/2004 (1996 E.F.Y)
TABLE 4.38

(IN '000 BIRR)

I N D U S T R I A L G R O U P	S I Z E - G R O U P			
	10 - 19	20 - 49	50 & OVER	T O T A L
MANUFACTURE OF FOOD PRODUCTS AND BEVERAGES.....	30	594	1,492,169	1,492,793
Production, processing and preserving of meat, fruit and vegetables	-	-	20,174	20,174
Manufacture of vegetable and animal oils and fats...	30	-	26,453	26,483
Manufacture of dairy products	-	-	10,412	10,412
Manufacture of grain mill products	-	-	38,789	38,789
Manufacture of prepared animal feeds	-	-	-	-
Manufacture of bakery products	-	-	7,191	7,191
Manufacture of sugar and sugar confectionery	-	594	871,440	872,034
Manufacture of macaroni and spaghetti.....	-	-	49,762	49,762
Manufacture of food products n.e.c.	-	-	4,816	4,816
Distilling, rectifying and blending of spirits	-	-	48,237	48,237
Manufacture of wines	-	-	30,719	30,719
Manufacture of malt liquors and malt	-	-	337,604	337,604
Manufacture of soft drinks & production of mineral waters	-	-	46,572	46,572
MANUFACTURE OF TOBACCO PRODUCTS	-	-	241,003	241,003
Manufacture of tobacco products.....	-	-	241,003	241,003
MANUFACTURE OF TEXTILES	-	7,166	163,164	170,330
Spinning, weaving and finishing of textiles	-	7,166	135,402	142,568
Manufacture of cordage, rope, twine and netting	-	-	27,762	27,762
Knitting mills	-	-	-	-
MANUFACTURE OF WEARING APPAREL, EXCEPT FUR APPAREL....	-	-	8,876	8,876
Manufacture of wearing apparel except fur apparel...	-	-	8,876	8,876
TANNING AND DRESSING OF LEATHER; MANUFACTURE OF FOOTWEAR, LUGGAGE AND HANDBAGS	-	-	81,513	81,513
Tanning and dressing of leather,luggage and handbags	-	-	52,651	52,651
Manufacture of footwear.....	-	-	28,862	28,862
MANUFACTURE OF WOOD AND OF PRODUCTS OF WOOD AND CORK, EXCEPT FURNITURE	38	1,912	28,039	29,989
Manufacture of wood and of products of wood and cork, except furniture.....	38	1,912	28,039	29,989
MANUFACTURE OF PAPER, PAPER PRODUCTS AND PRINTING.....	-	15,016	151,979	166,995
Manufacture of paper and paper products.....	-	15,016	35,925	50,941
Publishing and printing services.....	-	-	116,054	116,054
MANUFACTURE OF CHEMICALS AND CHEMICAL PRODUCTS.....	468	-	134,671	135,139
Manufacture of basic chemicals, except fertilizers and nitrogen compounds.....	-	-	19,463	19,463
Manufacture of paints, varnishes and mastics	-	-	25,174	25,174

* IN THE NATIONAL ACCOUNT CONCEPT AT FACTOR COST

VALUE ADDED* BY SIZE OF PERSONS ENGAGED AND INDUSTRIAL GROUP INDUSTRIAL GROUP

PUBLIC - 2003/2004 (1996 E.F.Y)

TABLE 4.38(Contd..)

(IN '000 BIRR)

I N D U S T R I A L G R O U P	S I Z E - G R O U P			
	10 - 19	20 - 49	50 & OVER	T O T A L
Manufacture of pharmaceuticals, medicinal chemicals and botanical products.....	-	-	73,841	73,841
Manufacture of soap and detergents cleaning and polishing, perfumes and toilet preparations.....	-	-	16,371	16,371
Manufacture of chemical products n.e.c.	468	-	-177	291
MANUFACTURE OF RUBBER AND PLASTIC PRODUCTS.....	-	1,412	116,735	118,147
Manufacture of rubber products.....	-	-	99,935	99,935
Manufacture of plastic products.....	-	1,412	16,800	18,212
MANUFACTURE OF OTHER NON-METALLIC MINERAL PRODUCTS ...	8	3,185	389,529	392,722
Manufacture of glass and glass products.....	-	-	19,102	19,102
Manufacture of structural clay products	-	177	8,238	8,415
Manufacture of cement, lime and plaster	-	3,008	330,267	333,275
Manufacture of articles of concrete, cement and plaster	8	-	20,144	20,152
Manufacture of non-metallic mineral products n.e.c..	-	-	11,778	11,778
MANUFACTURE OF BASIC IRON AND STEEL.....	-	-	95,397	95,397
Manufacture of basic iron and steel.....	-	-	95,397	95,397
MANUFACTURE OF FABRICATED METAL PRODUCTS EXCEPT MACHINERY AND EQUIPMENT	-	235	54,082	54,318
Manufacture of structural metal products, tanks, reservoirs and containers of metal	-	235	12,488	12,723
Manufacture of cutlery, hand tools and general hardware	-	-	8,450	8,450
Manufacture of other fabricated metal products	-	-	33,145	33,145
MANUFACTURE OF MACHINERY AND EQUIPMENT N.E.C.	-	-	-	-
Manufacture of pumps, compressors, taps and valves..	-	-	-	-
Manufacture of ovens, furnaces and furnace burners..	-	-	-	-
Manufacture of other general purpose machinery.....	-	-	-	-
Manufacture of machinery for food and beverage processing	-	-	-	-
Manufacture of accumulators, primary cells and and primary batteries	-	-	-	-
MANUFACTURE OF MOTOR VEHICLES, TRAILERS & SEMI-TRAILERS	-	-	-39,235	-39,235
Manufacture of bodies for motor vehicles.....	-	-	-39,235	-39,235
Manufacture of parts and accessories for motor vehicles and their engines.....	-	-	-	-
MANUFACTURE OF FURNITURE; MANUFACTURING N.E.C.	-	371	4,768	5,139
Manufacture of furniture; manufacturing n.e.c.....	-	371	4,768	5,139
T O T A L	544	29,892	2,922,689	2,953,125

* IN THE NATIONAL ACCOUNT CONCEPT AT FACTOR COST

VALUE ADDED* BY SIZE OF PERSONS ENGAGED AND INDUSTRIAL GROUP
PRIVATE - 2003/2004 (1996 E.F.Y)
TABLE 4.39

(IN '000 BIRR)

I N D U S T R I A L G R O U P	S I Z E - G R O U P			
	10 - 19	20 - 49	50 & OVER	T O T A L
MANUFACTURE OF FOOD PRODUCTS AND BEVERAGES.....	14,606	29,959	492,650	537,216
Production, processing and preserving of meat, fruit and vegetables	-	3,330	3,505	6,835
Manufacture of vegetable and animal oils and fats...	1,653	2,079	-	3,732
Manufacture of dairy products	207	-	13,681	13,888
Manufacture of grain mill products	3,993	12,959	52,493	69,445
Manufacture of prepared animal feeds	-	76	3,114	3,190
Manufacture of bakery products	7,269	7,784	27,084	42,137
Manufacture of sugar and sugar confectionery	220	335	-	555
Manufacture of macaroni and spaghetti.....	223	-	7,313	7,536
Manufacture of food products n.e.c.	1,041	110	37,624	38,775
Distilling, rectifying and blending of spirits	-	1,813	11,544	13,357
Manufacture of wines	-	-	-	-
Manufacture of malt liquors and malt	-	-	120,802	120,802
Manufacture of soft drinks & production of mineral waters	-	1,473	215,490	216,964
MANUFACTURE OF TOBACCO PRODUCTS	-	-	-	-
Manufacture of tobacco products.....	-	-	-	-
MANUFACTURE OF TEXTILES	1,312	1,535	65,708	68,556
Spinning, weaving and finishing of textiles	1,150	381	65,624	67,154
Manufacture of cordage, rope, twine and netting	-	-	-	-
Knitting mills	163	1,154	85	1,402
MANUFACTURE OF WEARING APPAREL, EXCEPT FUR APPAREL....	2,823	3,084	20,221	26,128
Manufacture of wearing apparel except fur apparel...	2,823	3,084	20,221	26,128
TANNING AND DRESSING OF LEATHER; MANUFACTURE OF FOOTWEAR, LUGGAGE AND HANDBAGS	1,822	11,766	94,058	107,646
Tanning and dressing of leather,luggage and handbags	-	-	58,857	58,857
Manufacture of footwear.....	1,822	11,766	35,201	48,789
MANUFACTURE OF WOOD AND OF PRODUCTS OF WOOD AND CORK, EXCEPT FURNITURE	1,154	101	-	1,255
Manufacture of wood and of products of wood and cork, except furniture.....	1,154	101	-	1,255
MANUFACTURE OF PAPER, PAPER PRODUCTS AND PRINTING....	2,774	18,850	60,372	81,997
Manufacture of paper and paper products.....	-	329	21,396	21,725
Publishing and printing services.....	2,774	18,521	38,976	60,272
MANUFACTURE OF CHEMICALS AND CHEMICAL PRODUCTS.....	719	7,582	115,789	124,091
Manufacture of basic chemicals, except fertilizers and nitrogen compounds.....	-	2,149	1,524	3,673
Manufacture of paints, varnishes and mastics	-	1,635	37,001	38,637

* IN THE NATIONAL ACCOUNT CONCEPT AT FACTOR COST

VALUE ADDED* BY SIZE OF PERSONS ENGAGED AND INDUSTRIAL GROUPDUSTRIAL GROUP

PRIVATE - 2003/2004 (1996 E.F.Y)

TABLE 4.39(Contd..)

(IN '000 BIRR)

I N D U S T R I A L G R O U P	S I Z E - G R O U P			
	10 - 19	20 - 49	50 & OVER	T O T A L
Manufacture of pharmaceuticals, medicinal chemicals and botanical products.....	-	470	26,298	26,767
Manufacture of soap and detergents cleaning and polishing, perfumes and toilet preparations.....	654	3,279	45,999	49,932
Manufacture of chemical products n.e.c.	65	49	4,968	5,083
MANUFACTURE OF RUBBER AND PLASTIC PROCDUCTS.....	2,505	16,639	110,076	129,219
Manufacture of rubber products.....	-	982	3,215	4,197
Manufacture of plastic products.....	2,505	15,657	106,861	125,022
MANUFACTURE OF OTHER NON-METALLIC MINERAL PRODUCTS ...	4,314	8,901	97,863	111,079
Manufacture of glass and glass products.....	53	-	-	53
Manufacture of structural clay products	27	-	193	220
Manufacture of cement, lime and plaster	49	1,545	75,024	76,618
Manufacture of articles of concrete, cement and plaster	3,932	5,882	6,949	16,763
Manufacture of non-metallic mineral products n.e.c..	254	1,474	15,698	17,425
MANUFACTURE OF BASIC IRON AND STEEL.....	-	9,434	97,819	107,253
Manufacture of basic iron and steel.....	-	9,434	97,819	107,253
MANUFACTURE OF FABRICATED METAL PRODUCTS EXCEPT MACHINERY AND EQUIPMENT	6,071	23,272	30,751	60,094
Manufacture of structural metal products, tanks, reservoirs and containers of metal	4,114	4,364	19,258	27,736
Manufacture of cutlery, hand tools and general hardware	1,385	6,039	1,661	9,085
Manufacture of other fabricated metal products	572	12,868	9,832	23,272
MANUFACTURE OF MACHINERY AND EQUIPMENT N.E.C.	222	4,340	-372	4,189
Manufacture of pumps, compressors, taps and valves..	-	-	-	-
Manufacture of ovens, furnaces and furnace burners..	63	3,893	-	3,957
Manufacture of other general purpose machinery.....	-	-	-	-
Manufacture of machinery for food and beverage processing	158	446	-	604
Manufacture of accumulators, primary cells and and primary battries	-	-	-372	-372
MANUFACTURE OF MOTOR VEHICLES,TRAILERS & SEMI-TRAILERS	-	1,090	36,496	37,585
Manufacture of bodies for motor vehicles.....	-	-	35,171	35,171
Manufacture of parts and accessories for motor vehicles and their engines.....	-	1,090	1,325	2,415
MANUFACTURE OF FURNITURE; MANUFACTURING N.E.C.	8,217	10,760	50,641	69,617
Manufacture of furniture; manufacturing n.e.c.....	8,217	10,760	50,641	69,617
T O T A L	46,538	147,313	1,272,074	1,465,925

* IN THE NATIONAL ACCOUNT CONCEPT AT FACTOR COST

SUMMARY OF OPERATIONS OF LARGE AND MEDIUM SCALE MANUFACTURING INDUSTRIES BY REGIONAL STATES
AND URBAN CENTERS, PUBLIC AND PRIVATE - 2003/2004 (1996 E.F.Y)

TABLE 4.40

ALL VALUES (IN '000 BIRR)

REGIONAL STATES AND URBAN CENTERS	NO. OF ESTAB.	NO. OF PERSONS ENGAGED	WAGES AND SALARIES	GROSS VALUE OF PRODUCTION	VALUE ADDED IN NATIONAL ACCOUNT CONCEPT (FACTOR COST)	1 FIXED ASSETS	2 NEW CAPITAL EXPENDITURE
TIGRAY	50	6,037	63,196	598,528	67,186	1,133,522	66,148
ADIGRAT.....	3	53	122	1,386	610	1,614	1,110
AXUME	3	116	510	3,262	981	4,554	-
MEKELE.....	30	1,786	19,868	429,963	64,403	758,168	26,939
QUIHA.....	5	478	1,929	19,802	4,399	7,579	698
OTHER TOWNS	9	3,604	40,768	144,115	-3,207	361,607	37,402
AFAR.....	4	560	4,729	64,625	10,942	6,565	3,513
AWASH.....	3	414	4,156	21,212	3,657	4,152	3,513
DUPTI.....	1	146	573	43,413	7,285	2,414	-
AMHARA.....	80	7,742	49,329	566,870	118,632	451,640	37,977
BAHIR DAR	22	2,683	14,429	109,285	22,088	86,789	1,021
BURE.....	2	26	55	329	155	155	41
COMBOLCHA	5	2,385	16,626	168,345	25,832	119,112	32,061
DESSIE	10	347	1,775	24,447	2,019	20,900	895
GONDAR	15	982	8,495	206,643	54,859	204,878	3,448
WOLDIA	3	30	37	609	131	132	7
OTHER TOWNS	23	1,289	7,910	57,211	13,547	19,674	503
OROMIYA.....	130	18,247	171,715	2,296,440	932,719	833,603	133,825
AMBO	4	742	7,664	65,934	29,185	25,212	6,089
ASSELA	3	73	189	1,073	587	343	27
DEBRE ZEIT	18	3,006	14,847	229,158	33,417	76,484	4,825
DERRA	1	50	214	3,256	-194	1,619	300
JIMMA	9	132	278	1,506	666	357	9
MERTI	2	2,605	40,065	540,759	279,766	114,653	24,095
MODJO	3	436	4,051	48,610	4,713	12,113	10
NAZARETH	21	1,735	9,728	166,746	30,845	73,480	6,422
WONJI	2	4,021	46,206	540,581	304,341	102,381	38,714
OTHER TOWNS	67	5,447	48,473	698,817	249,393	426,960	53,334
SOMALIE	5	77	360	8,308	2,113	6,936	1,651
JIJJIGA	5	77	360	8,308	2,113	6,936	1,651
S.N.N.P.....	642	57,384	424,597	4,834,688	1,127,058	2,484,649	323,737
ARBA MINCH	3	898	6,206	33,441	699	33,618	7
AWASSA	34	2,949	16,177	100,494	12,565	140,914	731
DILA	8	226	510	12,085	1,313	3,352	700
SODO	9	170	488	2,277	502	852	21
OTHER TOWNS.....	588	53,141	401,216	4,686,390	1,111,979	2,305,914	322,279
HARARI.....	14	1,682	19,102	176,137	58,702	170,015	21,880
ADDIS ABABA.....	29	2,957	31,258	242,421	33,694	201,765	80
DIRE DAWA	20	3,897	27,328	221,475	37,610	50,449	1,331
OTHER REGION *	100	7,568	79,770	1,862,267	449,973	1,172,345	335,371
T O T A L	1,074	106,151	871,384	10,871,758	2,838,629	6,511,489	925,514

1. 995 ESTABLISHMENTS
2. 482 ESTABLISHMENTS

SUMMARY OF OPERATIONS OF LARGE AND MEDIUM SCALE MANUFACTURING INDUSTRIES BY REGIONAL STATES
AND URBAN CENTERS, PUBLIC - 2003/2004 (1996 E.F.Y)

TABLE 4.41

ALL VALUES (IN '000 BIRR)

REGIONAL STATES AND URBAN CENTERS	NO. OF ESTAB.	NO. OF PERSONS ENGAGED	WAGES AND SALARIES	GROSS VALUE OF PRODUCTION	VALUE ADDED IN NATIONAL ACCOUNT CONCEPT (FACTOR COST)	1 FIXED ASSETS	2 NEW CAPITAL EXPENDITURE
TIGRAY	1	80	620	11,105	1,504	1,797	55
QUIHA.....	1	80	620	11,105	1,504	1,797	55
AFAR.....	1	146	573	43,413	7,285	2,414	-
DUPTI.....	1	146	573	43,413	7,285	2,414	-
AMHARA.....	9	5,160	34,333	210,096	38,523	127,191	25,316
BAHIR DAR	3	2,061	12,597	58,847	9,740	37,574	44
COMBOLCHA	2	2,134	14,130	97,271	14,315	77,638	24,848
GONDAR	3	129	1,089	6,862	2,798	644	53
OTHER TOWNS ...	1	836	6,516	47,117	11,670	11,334	371
OROMIYA.....	24	12,213	147,293	1,796,169	836,519	544,597	100,068
AMBO	1	663	7,421	64,536	28,706	21,596	5,574
ASSELA	1	31	112	590	364	158	7
DEBRE ZEIT	3	680	6,561	79,666	13,240	21,236	511
MERTI	2	2,605	40,065	540,759	279,766	114,653	24,095
MODJO	1	303	3,268	34,961	3,210	7,718	10
NAZARETH	5	916	6,338	103,662	16,981	18,516	1,319
WONJI	2	4,021	46,206	540,581	304,341	102,381	38,714
OTHER TOWNS ...	9	2,994	37,322	431,414	189,911	258,338	29,838
S.N.N.P.....	96	32,504	279,241	2,499,830	632,524	1,043,973	126,385
ARBA MINCH	2	882	6,159	33,210	634	33,606	4
AWASSA	6	2,101	13,594	83,461	5,587	127,095	326
OTHER TOWNS....	88	29,521	259,488	2,383,159	626,303	883,272	126,056
HARARI.....	5	1,560	18,552	172,616	57,062	169,295	21,878
DIRE DAWA	4	3,390	21,729	169,079	22,202	16,161	383
OTHER REGION * ..	11	4,393	62,707	1,301,115	394,150	656,214	47,239
T O T A L	151	59,446	565,049	6,203,422	1,989,770	2,561,642	321,325

* OTHER REGIONS INCLUDES TIGRAY AND GAMBELLA EACH WITH ONE ESTABLISHMENT

1. 137 ESTABLISHMENTS

2. 103 ESTABLISHMENTS

SUMMARY OF OPERATIONS OF LARGE AND MEDIUM SCALE MANUFACTURING INDUSTRIES BY REGIONAL STATES
AND URBAN CENTERS, PRIVATE - 2003/2004 (1996 E.F.Y)

TABLE 4.42

ALL VALUES (IN '000 BIRR)

REGIONAL STATES AND URBAN CENTERS	NO. OF ESTAB.	NO. OF PERSONS ENGAGED	WAGES AND SALARIES	GROSS VALUE OF PRODUCTION	VALUE ADDED IN NATIONAL ACCOUNT CONCEPT (FACTOR COST)	1 FIXED ASSETS	2 NEW CAPITAL EXPENDITURE
TIGRAY	49	5,957	62,576	587,423	65,682	1,131,725	66,094
ADIGRAT.....	3	53	122	1,386	610	1,614	1,110
AXUME	3	116	510	3,262	981	4,554	-
MEKELE.....	30	1,786	19,868	429,963	64,403	758,168	26,939
QUIHA.....	4	398	1,309	8,698	2,895	5,782	643
OTHER TOWNS ...	9	3,604	40,768	144,115	-3,207	361,607	37,402
AFAR.....	3	414	4,156	21,212	3,657	4,152	3,513
AWASH.....	3	414	4,156	21,212	3,657	4,152	3,513
AMHARA.....	71	2,582	14,996	356,774	80,108	324,449	12,661
BAHIR DAR	19	622	1,832	50,438	12,349	49,215	977
BURE.....	2	26	55	329	155	155	41
COMBOLCHA	3	251	2,496	71,074	11,517	41,474	7,213
DESSIE	10	347	1,775	24,447	2,019	20,900	895
GONDAR	12	853	7,406	199,781	52,061	204,234	3,395
WOLDIA	3	30	37	609	131	132	7
OTHER TOWNS ...	22	453	1,394	10,095	1,877	8,339	132
OROMIYA.....	106	6,034	24,421	500,271	96,199	289,006	33,757
AMBO	3	79	243	1,398	479	3,615	516
ASSELA	2	42	76	482	223	185	20
DEBRE ZEIT	15	2,326	8,287	149,492	20,177	55,248	4,314
DERRA	1	50	214	3,256	-194	1,619	300
JIMMA	9	132	278	1,506	666	357	9
MODJO	2	133	783	13,649	1,503	4,395	-
NAZARETH	16	819	3,390	63,084	13,864	54,965	5,103
OTHER TOWNS ...	58	2,453	11,150	267,403	59,482	168,622	23,496
SOMALIE	5	77	360	8,308	2,113	6,936	1,651
JIJIGA.....	5	77	360	8,308	2,113	6,936	1,651
S.N.N.P.....	546	24,880	145,356	2,334,858	494,534	1,440,676	197,352
ARBA MINCH	1	16	47	231	65	11	4
AWASSA	28	848	2,583	17,033	6,978	13,819	405
DILA	8	226	510	12,085	1,313	3,352	700
SODO	9	170	488	2,277	502	852	21
OTHER TOWNS....	500	23,620	141,728	2,303,231	485,676	1,422,642	196,223
HARARI.....	9	122	551	3,521	1,640	720	2
ADDIS ABABA.....	29	2,957	31,258	242,421	33,694	201,765	80
DIRE DAWA	16	507	5,599	52,397	15,409	34,288	948
OTHER REGION * ..	89	3,175	17,062	561,152	55,823	516,130	288,131
T O T A L	923	46,705	306,336	4,668,337	848,859	3,949,847	604,189

1. 858 ESTABLISHMENTS

2. 379 ESTABLISHMENTS

FIXED ASSETS AND NEW CAPITAL EXPENDITURE BY INDUSTRIAL GROUP AND OWNERSHIP
2003/2004 (1996 E.F.Y)
TABLE 4.43

(IN '000 BIRR)

I N D U S T R I A L G R O U P	1 FIXED ASSETS			2 NEW CAPITAL EXPENDITURE		
	PUBLIC	PRIVATE	TOTAL	PUBLIC	PRIVATE	TOTAL
MANUFACTURE OF FOOD PRODUCTS AND BEVERAGES.....	1,163,922	1,105,242	2,269,164	126,733	90,062	216,795
Production, processing and preserving of meat, fruit and vegetables	18,276	67,734	86,010	-	-	-
Manufacture of vegetable and animal oils and fats...	153,356	15,190	168,546	898	3,536	4,434
Manufacture of dairy products	9,476	16,067	25,543	5	2,666	2,671
Manufacture of grain mill products	48,174	265,845	314,019	1,411	21,469	22,880
Manufacture of prepared animal feeds	-	7,607	7,607	-	879	879
Manufacture of bakery products	20,625	79,162	99,786	1,264	10,216	11,480
Manufacture of sugar and sugar confectionery	529,031	9,870	538,902	59,216	3,550	62,766
Manufacture of macaroni and spaghetti.....	54,809	4,677	59,486	2,791	197	2,988
Manufacture of food products n.e.c.	2,208	112,531	114,739	560	7,865	8,424
Distilling, rectifying and blending of spirits	9,084	11,413	20,497	3,129	1,190	4,319
Manufacture of wines	12,468	-	12,468	1,292	-	1,292
Manufacture of malt liquors and malt	280,582	287,662	568,244	49,673	15,711	65,384
Manufacture of soft drinks & production of mineral waters	25,832	227,484	253,316	6,494	22,783	29,277
MANUFACTURE OF TOBACCO PRODUCTS	105,032	-	105,032	54,297	-	54,297
Manufacture of tobacco products.....	105,032	-	105,032	54,297	-	54,297
MANUFACTURE OF TEXTILES	307,187	475,194	782,381	37,848	39,869	77,717
Spinning, weaving and finishing of textiles	288,930	473,363	762,293	36,237	39,566	75,803
Manufacture of cordage, rope, twine and netting	18,257	-	18,257	1,611	-	1,611
Knitting mills	-	1,832	1,832	-	303	303
MANUFACTURE OF WEARING APPAREL, EXCEPT FUR APPAREL....	16,208	30,750	46,958	5,180	353	5,534
Manufacture of wearing apparel except fur apparel...	16,208	30,750	46,958	5,180	353	5,534
TANNING AND DRESSING OF LEATHER; MANUFACTURE OF FOOTWEAR, LUGGAGE AND HANDBAGS	109,921	404,925	514,846	6,606	54,057	60,663
Tanning and dressing of leather,luggage and handbags	86,933	206,684	293,617	4,527	25,665	30,192
Manufacture of footwear.....	22,988	198,242	221,229	2,079	28,392	30,471
MANUFACTURE OF WOOD AND OF PRODUCTS OF WOOD AND CORK, EXCEPT FURNITURE	5,616	1,285	6,901	2,060	24	2,083
Manufacture of wood and of products of wood and cork, except furniture.....	5,616	1,285	6,901	2,060	24	2,083
MANUFACTURE OF PAPER, PAPER PRODUCTS AND PRINTING	87,332	134,624	221,956	30,930	36,549	67,479
Manufacture of paper and paper products.....	26,232	29,676	55,908	12,964	1,365	14,329
Publishing and printing services.....	61,100	104,948	166,048	17,965	35,184	53,150
MANUFACTURE OF CHEMICALS AND CHEMICAL PRODUCTS.....	180,069	225,284	405,353	12,484	9,271	21,755
Manufacture of basic chemicals, except fertilizers and nitrogen compounds.....	80,322	17,906	98,228	4,580	104	4,684
Manufacture of paints, varnishes and mastics	6,115	20,852	26,967	1,139	2,096	3,235

FIXED ASSETS AND NEW CAPITAL EXPENDITURE BY INDUSTRIAL GROUP AND OWNERSHIP
2003/2004 (1996 E.F.Y)
TABLE 4.43(Contd..)

(IN '000 BIRR)

I N D U S T R I A L G R O U P	1 FIXED ASSETS			2 NEW CAPITAL EXPENDITURE		
	PUBLIC	PRIVATE	TOTAL	PUBLIC	PRIVATE	TOTAL
Manufacture of pharmaceuticals, medicinal chemicals and botanical products.....	88,442	98,918	187,360	5,883	2,287	8,170
Manufacture of soap and detergents cleaning and polishing, perfumes and toilet preparations.....	4,138	69,272	73,410	883	4,141	5,024
Manufacture of chemical products n.e.c.	1,052	18,336	19,387	-	642	642
MANUFACTURE OF RUBBER AND PLASTIC PRODUCTS.....	112,034	209,296	321,330	636	56,722	57,358
Manufacture of rubber products.....	94,409	9,280	103,689	148	1,528	1,677
Manufacture of plastic products.....	17,625	200,016	217,641	488	55,193	55,681
MANUFACTURE OF OTHER NON-METALLIC MINERAL PRODUCTS ...	300,972	724,426	1,025,398	33,746	15,503	49,249
Manufacture of glass and glass products.....	16,756	2	16,759	1,297	-	1,297
Manufacture of structural clay products	5,774	365	6,139	-	3	3
Manufacture of cement, lime and plaster	150,392	665,657	816,049	27,421	7,180	34,600
Manufacture of articles of concrete, cement and plaster	21,388	22,140	43,528	2,239	1,525	3,763
Manufacture of non-metallic mineral products n.e.c..	106,662	36,262	142,923	2,789	6,796	9,585
MANUFACTURE OF BASIC IRON AND STEEL.....	15,184	365,307	380,491	2,970	260,267	263,237
Manufacture of basic iron and steel.....	15,184	365,307	380,491	2,970	260,267	263,237
MANUFACTURE OF FABRICATED METAL PRODUCTS EXCEPT MACHINERY AND EQUIPMENT	123,252	94,264	217,516	5,702	10,590	16,292
Manufacture of structural metal products, tanks, reservoirs and containers of metal	19,417	31,207	50,624	457	4,869	5,326
Manufacture of cutlery, hand tools and general hardware	925	6,750	7,675	139	841	980
Manufacture of other fabricated metal products	102,910	56,307	159,218	5,106	4,880	9,986
MANUFACTURE OF MACHINERY AND EQUIPMENT N.E.C.	-	12,239	12,239	-	195	195
Manufacture of pumps, compressors, taps and valves..	-	-	-	-	-	-
Manufacture of ovens, furnaces and furnace burners..	-	8,081	8,081	-	188	188
Manufacture of other general purpose machinery.....	-	-	-	-	-	-
Manufacture of machinery for food and beverage processing	-	2,119	2,119	-	7	7
Manufacture of accumulators, primary cells and and primary batteries	-	2,039	2,039	-	-	-
MANUFACTURE OF MOTOR VEHICLES, TRAILERS & SEMI-TRAILERS	23,595	65,815	89,409	1,587	18,923	20,510
Manufacture of bodies for motor vehicles.....	23,595	60,658	84,253	1,587	18,923	20,510
Manufacture of parts and accessories for motor vehicles and their engines.....	-	5,157	5,157	-	-	-
MANUFACTURE OF FURNITURE; MANUFACTURING N.E.C.	11,319	101,195	112,514	546	11,803	12,349
Manufacture of furniture; manufacturing n.e.c.....	11,319	101,195	112,514	546	11,803	12,349
T O T A L	2,561,642	3,949,847	6,511,489	321,325	604,189	925,514

1. 995 ESTABLISHMENTS

2. 482 ESTABLISHMENTS

FIXED ASSETS OF REPORTING ESTABLISHMENTS BY TYPE AND INDUSTRIAL GROUP
PUBLIC AND PRIVATE - 2003/2004 (1996 E.F.Y)
TABLE 4.44

(IN '000 BIRR)

I N D U S T R I A L G R O U P	NO. OF ESTAB.	BUILDING AND OTHER CONST- RUCTION WORKS	MACHINERY AND EQUIPMENT	VEHICLES	OTHERS	TOTAL
MANUFACTURE OF FOOD PRODUCTS AND BEVERAGES.....	291	972,284	1,005,098	166,968	124,814	2,269,164
Production, processing and preserving of meat, fruit and vegetables	7	39,508	33,259	7,791	5,452	86,010
Manufacture of vegetable and animal oils and fats...	27	61,873	103,475	2,243	955	168,546
Manufacture of dairy products	3	14,322	7,222	3,013	986	25,543
Manufacture of grain mill products	74	167,909	123,090	19,152	3,868	314,019
Manufacture of prepared animal feeds	4	3,561	418	1,322	2,307	7,607
Manufacture of bakery products	118	46,812	44,418	5,862	2,695	99,786
Manufacture of sugar and sugar confectionery	12	257,067	236,452	38,131	7,252	538,902
Manufacture of macaroni and spaghetti.....	6	21,211	33,185	3,502	1,589	59,486
Manufacture of food products n.e.c.	12	42,782	64,375	3,796	3,786	114,739
Distilling, rectifying and blending of spirits	9	3,255	11,902	4,597	743	20,497
Manufacture of wines	1	6,263	3,950	2,058	197	12,468
Manufacture of malt liquors and malt	7	207,372	251,441	33,345	76,086	568,244
Manufacture of soft drinks & production of mineral waters	11	100,349	91,912	42,157	18,898	253,316
MANUFACTURE OF TOBACCO PRODUCTS	1	44,566	56,878	1,713	1,875	105,032
Manufacture of tobacco products.....	1	44,566	56,878	1,713	1,875	105,032
MANUFACTURE OF TEXTILES	38	303,141	458,819	12,496	7,925	782,381
Spinning, weaving and finishing of textiles	28	292,578	451,072	11,113	7,530	762,293
Manufacture of cordage, rope, twine and netting	2	10,090	6,490	1,315	361	18,257
Knitting mills	8	472	1,258	68	34	1,832
MANUFACTURE OF WEARING APPAREL, EXCEPT FUR APPAREL...	35	29,554	15,208	627	1,569	46,958
Manufacture of wearing apparel except fur apparel...	35	29,554	15,208	627	1,569	46,958
TANNING AND DRESSING OF LEATHER; MANUFACTURE OF FOOTWEAR, LUGGAGE AND HANDBAGS	62	219,759	249,069	32,448	13,571	514,846
Tanning and dressing of leather,luggage and handbags	17	160,846	99,475	27,085	6,211	293,617
Manufacture of footwear.....	45	58,913	149,594	5,362	7,360	221,229
MANUFACTURE OF WOOD AND OF PRODUCTS OF WOOD AND CORK, EXCEPT FURNITURE	20	2,304	1,575	1,836	1,187	6,901
Manufacture of wood and of products of wood and cork, except furniture.....	20	2,304	1,575	1,836	1,187	6,901
MANUFACTURE OF PAPER, PAPER PRODUCTS AND PRINTING.....	73	61,188	135,578	8,843	16,347	221,956
Manufacture of paper and paper products.....	7	22,755	28,377	2,995	1,781	55,908
Publishing and printing services.....	66	38,433	107,201	5,849	14,565	166,048
MANUFACTURE OF CHEMICALS AND CHEMICAL PRODUCTS.....	45	163,237	210,791	18,130	13,195	405,353
Manufacture of basic chemicals, except fertilizers and nitrogen compounds.....	6	49,874	44,262	3,110	983	98,228
Manufacture of paints, varnishes and mastics	8	14,688	7,060	2,169	3,051	26,967

FIXED ASSETS OF REPORTING ESTABLISHMENTS BY TYPE AND INDUSTRIAL GROUP
PUBLIC AND PRIVATE - 2003/2004 (1996 E.F.Y)
TABLE 4.44 (Contd..)

(IN '000 BIRR)

I N D U S T R I A L G R O U P	NO. OF ESTAB.	BUILDING AND OTHER CONST- RUCTION WORKS	MACHINERY AND EQUIPMENT	VEHICLES	OTHERS	TOTAL
Manufacture of pharmaceuticals, medicinal chemicals and botanical products.....	7	55,188	118,153	7,334	6,685	187,360
Manufacture of soap and detergents cleaning and polishing, perfumes and toilet preparations.....	18	33,703	34,142	3,504	2,062	73,410
Manufacture of chemical products n.e.c.	6	9,784	7,174	2,014	415	19,387
MANUFACTURE OF RUBBER AND PLASTIC PRODCUTS.....	42	123,323	179,886	7,923	10,198	321,330
Manufacture of rubber products.....	4	48,149	54,006	1,227	307	103,689
Manufacture of plastic products.....	38	75,174	125,880	6,696	9,891	217,641
MANUFACTURE OF OTHER NON-METALLIC MINERAL PRODUCTS ...	119	511,020	452,787	51,382	10,209	1,025,398
Manufacture of glass and glass products.....	2	6,104	9,514	931	210	16,759
Manufacture of structural clay products	4	3,858	1,255	867	159	6,139
Manufacture of cement, lime and plaster	8	438,898	342,058	28,671	6,423	816,049
Manufacture of articles of concrete, cement and plaster	85	12,895	14,800	14,487	1,346	43,528
Manufacture of non-metallic mineral products n.e.c..	20	49,265	85,160	6,426	2,072	142,923
MANUFACTURE OF BASIC IRON AND STEEL.....	13	85,013	269,270	22,577	3,630	380,491
Manufacture of basic iron and steel.....	13	85,013	269,270	22,577	3,630	380,491
MANUFACTURE OF FABRICATED METAL PRODUCTS EXCEPT MACHINERY AND EQUIPMENT	73	102,878	100,288	9,667	4,683	217,516
Manufacture of structural metal products, tanks, reservoirs and containers of metal	43	30,788	15,306	3,421	1,108	50,624
Manufacture of cutlery, hand tools and general hardware	8	1,730	4,759	828	358	7,675
Manufacture of other fabricated metal products	22	70,360	80,223	5,418	3,217	159,218
MANUFACTURE OF MACHINERY AND EQUIPMENT N.E.C.	10	5,240	5,487	215	1,297	12,239
Manufacture of pumps, compressors, taps and valves..	-	-	-	-	-	-
Manufacture of ovens, furnaces and furnace burners..	5	4,129	2,755	129	1,069	8,081
Manufacture of other general purpose machinery.....	-	-	-	-	-	-
Manufacture of machinery for food and beverage processing	4	1,111	908	26	73	2,119
Manufacture of accumulators, primary cells and and primary batteries	1	-	1,824	60	155	2,039
MANUFACTURE OF MOTOR VEHICLES, TRAILERS & SEMI-TRAILERS	7	42,588	21,309	14,467	11,046	89,409
Manufacture of bodies for motor vehicles.....	5	41,070	18,467	14,437	10,277	84,253
Manufacture of parts and accessories for motor vehicles and their engines.....	2	1,517	2,842	29	769	5,157
MANUFACTURE OF FURNITURE; MANUFACTURING N.E.C.	165	69,841	30,883	6,190	5,600	112,514
Manufacture of furniture; manufacturing n.e.c.....	165	69,841	30,883	6,190	5,600	112,514
T O T A L	994	2,735,934	3,192,927	355,482	227,146	6,511,489

FIXED ASSETS OF REPORTING ESTABLISHMENTS BY TYPE AND INDUSTRIAL GROUP
PUBLIC - 2003/2004 (1996 E.F.Y)
TABLE 4.45

(IN '000 BIRR)

I N D U S T R I A L G R O U P	NO. OF ESTAB.	BUILDING AND OTHER CONST- RUCTION WORKS	MACHINERY AND EQUIPMENT	VEHICLES	OTHERS	TOTAL
MANUFACTURE OF FOOD PRODUCTS AND BEVERAGES.....	39	501,812	525,178	87,395	49,537	1,163,922
Production, processing and preserving of meat, fruit and vegetables	2	5,088	8,322	3,552	1,314	18,276
Manufacture of vegetable and animal oils and fats...	6	52,189	98,439	2,160	568	153,356
Manufacture of dairy products	1	7,086	1,353	836	202	9,476
Manufacture of grain mill products	9	29,960	14,248	2,548	1,418	48,174
Manufacture of prepared animal feeds	-	-	-	-	-	-
Manufacture of bakery products	4	6,701	12,127	1,358	439	20,625
Manufacture of sugar and sugar confectionery	4	248,745	235,504	37,658	7,125	529,031
Manufacture of macaroni and spaghetti.....	4	19,039	30,842	3,346	1,582	54,809
Manufacture of food products n.e.c.	1	1,385	470	250	103	2,208
Distilling, rectifying and blending of spirits	1	1,200	5,310	2,236	338	9,084
Manufacture of wines	1	6,263	3,950	2,058	197	12,468
Manufacture of malt liquors and malt	4	115,106	106,694	23,492	35,290	280,582
Manufacture of soft drinks & production of mineral waters	2	9,050	7,920	7,901	961	25,832
MANUFACTURE OF TOBACCO PRODUCTS	1	44,566	56,878	1,713	1,875	105,032
Manufacture of tobacco products.....	1	44,566	56,878	1,713	1,875	105,032
MANUFACTURE OF TEXTILES	19	131,029	160,110	11,143	4,905	307,187
Spinning, weaving and finishing of textiles	17	120,938	153,621	9,827	4,544	288,930
Manufacture of cordage, rope, twine and netting	2	10,090	6,490	1,315	361	18,257
Knitting mills	-	-	-	-	-	-
MANUFACTURE OF WEARING APPAREL, EXCEPT FUR APPAREL....	4	8,058	7,319	197	633	16,208
Manufacture of wearing apparel except fur apparel...	4	8,058	7,319	197	633	16,208
TANNING AND DRESSING OF LEATHER; MANUFACTURE OF FOOTWEAR, LUGGAGE AND HANDBAGS	7	44,629	57,854	4,132	3,306	109,921
Tanning and dressing of leather,luggage and handbags	4	37,539	44,774	2,721	1,900	86,933
Manufacture of footwear.....	3	7,090	13,080	1,411	1,407	22,988
MANUFACTURE OF WOOD AND OF PRODUCTS OF WOOD AND CORK, EXCEPT FURNITURE	7	1,862	826	1,778	1,150	5,616
Manufacture of wood and of products of wood and cork, except furniture.....	7	1,862	826	1,778	1,150	5,616
MANUFACTURE OF PAPER, PAPER PRODUCTS AND PRINTING.....	11	15,342	60,449	2,493	9,048	87,332
Manufacture of paper and paper products.....	3	6,898	17,649	741	943	26,232
Publishing and printing services.....	8	8,445	42,799	1,751	8,105	61,100
MANUFACTURE OF CHEMICALS AND CHEMICAL PRODUCTS.....	12	61,535	106,160	9,520	2,854	180,069
Manufacture of basic chemicals, except fertilizers and nitrogen compounds.....	4	41,949	34,786	3,045	542	80,322
Manufacture of paints, varnishes and mastics	2	3,020	2,297	558	240	6,115

FIXED ASSETS OF REPORTING ESTABLISHMENTS BY TYPE AND INDUSTRIAL GROUP
PUBLIC - 2003/2004 (1996 E.F.Y)
TABLE 4.45 (Contd..)

(IN '000 BIRR)

I N D U S T R I A L G R O U P	NO. OF ESTAB.	BULDING AND OTHER CONST- RUCTION WORKS	MACHINERY AND EQUIPMENT	VEHICLES	OTHERS	TOTAL
Manufacture of pharmaceuticals, medicinal chemicals and botanical products.....	2	15,308	66,298	5,109	1,726	88,442
Manufacture of soap and detergents cleaning and polishing, perfumes and toilet preparations.....	2	700	2,317	793	328	4,138
Manufacture of chemical products n.e.c.	2	557	463	15	17	1,052
MANUFACTURE OF RUBBER AND PLASTIC PRODCUTS.....	4	48,242	61,198	1,868	726	112,034
Manufacture of rubber products.....	1	41,659	51,507	1,156	88	94,409
Manufacture of plastic products.....	3	6,583	9,690	712	639	17,625
MANUFACTURE OF OTHER NON-METALLIC MINERAL PRODUCTS ...	15	136,858	136,003	22,778	5,333	300,972
Manufacture of glass and glass products.....	1	6,104	9,513	931	208	16,756
Manufacture of structural clay products	2	3,533	1,231	854	156	5,774
Manufacture of cement, lime and plaster	5	90,317	47,515	8,880	3,681	150,392
Manufacture of articles of concrete, cement and plaster	5	3,299	6,194	10,941	954	21,388
Manufacture of non-metallic mineral products n.e.c..	2	33,605	71,550	1,172	334	106,662
MANUFACTURE OF BASIC IRON AND STEEL.....	3	3,506	7,768	2,024	1,886	15,184
Manufacture of basic iron and steel.....	3	3,506	7,768	2,024	1,886	15,184
MANUFACTURE OF FABRICATED METAL PRODUCTS EXCEPT MACHINERY AND EQUIPMENT	6	51,787	66,065	2,886	2,514	123,252
Manufacture of structural metal products, tanks, reservoirs and containers of metal	2	13,372	5,098	495	452	19,417
Manufacture of cutlery, hand tools and general hardware	2	347	356	76	146	925
Manufacture of other fabricated metal products	2	38,069	60,611	2,315	1,916	102,910
MANUFACTURE OF MACHINERY AND EQUIPMENT N.E.C.	-	-	-	-	-	-
Manufacture of pumps, compressors, taps and valves..	-	-	-	-	-	-
Manufacture of ovens, furnaces and furnace burners..	-	-	-	-	-	-
Manufacture of other general purpose machinery.....	-	-	-	-	-	-
Manufacture of machinery for food and beverage processing	-	-	-	-	-	-
Manufacture of accumulators, primary cells and and primary battries	-	-	-	-	-	-
MANUFACTURE OF MOTOR VEHICLES, TRAILERS & SEMI-TRAILERS	2	18,273	1,094	1,958	2,270	23,595
Manufacture of bodies for motor vehicles.....	2	18,273	1,094	1,958	2,270	23,595
Manufacture of parts and accessories for motor vehicles and their engines.....	-	-	-	-	-	-
MANUFACTURE OF FURNITURE; MANUFACTURING N.E.C.	7	8,150	1,899	221	1,049	11,319
Manufacture of furniture; manufacturing n.e.c.....	7	8,150	1,899	221	1,049	11,319
T O T A L	137	1,075,648	1,248,800	150,106	87,087	2,561,642

FIXED ASSETS OF REPORTING ESTABLISHMENTS BY TYPE AND INDUSTRIAL GROUP
PRIVATE - 2003/2004 (1996 E.F.Y)
TABLE 4.46

(IN '000 BIRR)

I N D U S T R I A L G R O U P	NO. OF ESTAB.	BUILDING AND OTHER CONST- RUCTION WORKS	MACHINERY AND EQUIPMENT	VEHICLES	OTHERS	TOTAL
MANUFACTURE OF FOOD PRODUCTS AND BEVERAGES.....	252	470,472	479,921	79,573	75,277	1,105,242
Production, processing and preserving of meat, fruit and vegetables	5	34,420	24,937	4,239	4,138	67,734
Manufacture of vegetable and animal oils and fats...	21	9,685	5,036	82	387	15,190
Manufacture of dairy products	2	7,236	5,869	2,177	785	16,067
Manufacture of grain mill products	65	137,949	108,842	16,604	2,450	265,845
Manufacture of prepared animal feeds	4	3,561	418	1,322	2,307	7,607
Manufacture of bakery products	114	40,111	32,291	4,504	2,256	79,162
Manufacture of sugar and sugar confectionery	8	8,322	948	474	126	9,870
Manufacture of macaroni and spaghetti.....	2	2,172	2,343	155	7	4,677
Manufacture of food products n.e.c.	11	41,397	63,905	3,546	3,683	112,531
Distilling, rectifying and blending of spirits	8	2,055	6,592	2,361	405	11,413
Manufacture of wines	-	-	-	-	-	-
Manufacture of malt liquors and malt	3	92,265	144,747	9,853	40,796	287,662
Manufacture of soft drinks & production of mineral waters	9	91,299	83,992	34,255	17,937	227,484
MANUFACTURE OF TOBACCO PRODUCTS	-	-	-	-	-	-
Manufacture of tobacco products.....	-	-	-	-	-	-
MANUFACTURE OF TEXTILES	19	172,112	298,709	1,354	3,020	475,194
Spinning, weaving and finishing of textiles	11	171,640	297,451	1,285	2,986	473,363
Manufacture of cordage, rope, twine and netting	-	-	-	-	-	-
Knitting mills	8	472	1,258	68	34	1,832
MANUFACTURE OF WEARING APPAREL, EXCEPT FUR APPAREL...	31	21,496	7,889	429	936	30,750
Manufacture of wearing apparel except fur apparel...	31	21,496	7,889	429	936	30,750
TANNING AND DRESSING OF LEATHER; MANUFACTURE OF FOOTWEAR, LUGGAGE AND HANDBAGS	55	175,130	191,215	28,316	10,264	404,925
Tanning and dressing of leather,luggage and handbags	13	123,307	54,701	24,364	4,311	206,684
Manufacture of footwear.....	42	51,823	136,514	3,951	5,954	198,242
MANUFACTURE OF WOOD AND OF PRODUCTS OF WOOD AND CORK, EXCEPT FURNITURE	13	442	749	58	37	1,285
Manufacture of wood and of products of wood and cork, except furniture.....	13	442	749	58	37	1,285
MANUFACTURE OF PAPER, PAPER PRODUCTS AND PRINTING.....	62	45,846	75,129	6,351	7,298	134,624
Manufacture of paper and paper products.....	4	15,857	10,727	2,253	838	29,676
Publishing and printing services.....	58	29,989	64,402	4,097	6,460	104,948
MANUFACTURE OF CHEMICALS AND CHEMICAL PRODUCTS.....	33	101,701	104,631	8,610	10,341	225,284
Manufacture of basic chemicals, except fertilizers and nitrogen compounds.....	2	7,924	9,476	64	441	17,906
Manufacture of paints, varnishes and mastics	6	11,668	4,763	1,611	2,810	20,852

FIXED ASSETS OF REPORTING ESTABLISHMENTS BY TYPE AND INDUSTRIAL GROUP
PRIVATE - 2003/2004 (1996 E.F.Y)
TABLE 4.46(Contd..)

(IN '000 BIRR)

I N D U S T R I A L G R O U P	NO. OF ESTAB.	BUILDING AND OTHER CONST- RUCTION WORKS	MACHINERY AND EQUIPMENT	VEHICLES	OTHERS	TOTAL
Manufacture of pharmaceuticals, medicinal chemicals and botanical products.....	5	39,880	51,856	2,224	4,959	98,918
Manufacture of soap and detergents cleaning and polishing, perfumes and toilet preparations.....	16	33,003	31,825	2,711	1,734	69,272
Manufacture of chemical products n.e.c.	4	9,227	6,711	1,999	398	18,336
MANUFACTURE OF RUBBER AND PLASTIC PRODCUTS.....	38	75,081	118,688	6,055	9,472	209,296
Manufacture of rubber products.....	3	6,491	2,499	71	220	9,280
Manufacture of plastic products.....	35	68,590	116,190	5,984	9,252	200,016
MANUFACTURE OF OTHER NON-METALLIC MINERAL PRODUCTS ...	104	374,162	316,784	28,604	4,876	724,426
Manufacture of glass and glass products.....	1	-	1	-	2	2
Manufacture of structural clay products	2	325	24	13	3	365
Manufacture of cement, lime and plaster	3	348,581	294,543	19,791	2,742	665,657
Manufacture of articles of concrete, cement and plaster	80	9,596	8,606	3,546	392	22,140
Manufacture of non-metallic mineral products n.e.c..	18	15,660	13,610	5,254	1,738	36,262
MANUFACTURE OF BASIC IRON AND STEEL.....	10	81,507	261,502	20,553	1,744	365,307
Manufacture of basic iron and steel.....	10	81,507	261,502	20,553	1,744	365,307
MANUFACTURE OF FABRICATED METAL PRODUCTS EXCEPT MACHINERY AND EQUIPMENT	67	51,091	34,223	6,781	2,169	94,264
Manufacture of structural metal products, tanks, reservoirs and containers of metal	41	17,416	10,208	2,926	656	31,207
Manufacture of cutlery, hand tools and general hardware	6	1,383	4,403	752	211	6,750
Manufacture of other fabricated metal products	20	32,291	19,612	3,103	1,302	56,307
MANUFACTURE OF MACHINERY AND EQUIPMENT N.E.C.	10	5,240	5,487	215	1,297	12,239
Manufacture of pumps, compressors, taps and valves..	-	-	-	-	-	-
Manufacture of ovens, furnaces and furnace burners..	5	4,129	2,755	129	1,069	8,081
Manufacture of other general purpose machinery.....	-	-	-	-	-	-
Manufacture of machinery for food and beverage processing	4	1,111	908	26	73	2,119
Manufacture of accumulators, primary cells and and primary batteries	1	-	1,824	60	155	2,039
MANUFACTURE OF MOTOR VEHICLES, TRAILERS & SEMI-TRAILERS	5	24,315	20,215	12,508	8,776	65,815
Manufacture of bodies for motor vehicles.....	3	22,798	17,373	12,479	8,007	60,658
Manufacture of parts and accessories for motor vehicles and their engines.....	2	1,517	2,842	29	769	5,157
MANUFACTURE OF FURNITURE; MANUFACTURING N.E.C.	158	61,691	28,984	5,969	4,551	101,195
Manufacture of furniture; manufacturing n.e.c.....	158	61,691	28,984	5,969	4,551	101,195
T O T A L	857	1,660,286	1,944,127	205,376	140,059	3,949,847

FIXED ASSETS BY SIZE OF PERSONS ENGAGED AND INDUSTRIAL GROUP
PUBLIC AND PRIVATE - 2003/2004 (1996 E.F.Y)
TABLE 4.47

(IN '000 BIRR)

I N D U S T R I A L G R O U P	S I Z E - G R O U P			
	10 - 19	20 - 49	50 & OVER	T O T A L
MANUFACTURE OF FOOD PRODUCTS AND BEVERAGES.....	42,173	155,107	2,071,885	2,269,164
Production, processing and preserving of meat, fruit and vegetables	-	23,304	62,706	86,010
Manufacture of vegetable and animal oils and fats...	7,517	7,776	153,253	168,546
Manufacture of dairy products	430	-	25,113	25,543
Manufacture of grain mill products	18,092	99,367	196,561	314,019
Manufacture of prepared animal feeds	-	113	7,494	7,607
Manufacture of bakery products	8,772	14,934	76,080	99,786
Manufacture of sugar and sugar confectionery	3,232	6,677	528,993	538,902
Manufacture of macaroni and spaghetti.....	399	-	59,087	59,486
Manufacture of food products n.e.c.	3,730	392	110,616	114,739
Distilling, rectifying and blending of spirits	-	1,649	18,848	20,497
Manufacture of wines	-	-	12,468	12,468
Manufacture of malt liquors and malt	-	-	568,244	568,244
Manufacture of soft drinks & production of mineral waters	-	894	252,422	253,316
MANUFACTURE OF TOBACCO PRODUCTS	-	-	105,032	105,032
Manufacture of tobacco products.....	-	-	105,032	105,032
MANUFACTURE OF TEXTILES	1,224	3,005	778,153	782,381
Spinning, weaving and finishing of textiles	231	2,165	759,896	762,293
Manufacture of cordage, rope, twine and netting	-	-	18,257	18,257
Knitting mills	992	839	-	1,832
MANUFACTURE OF WEARING APPAREL, EXCEPT FUR APPAREL...	3,546	2,303	41,109	46,958
Manufacture of wearing apparel except fur apparel...	3,546	2,303	41,109	46,958
TANNING AND DRESSING OF LEATHER; MANUFACTURE OF FOOTWEAR, LUGGAGE AND HANDBAGS	19,554	89,198	406,094	514,846
Tanning and dressing of leather,luggage and handbags	-	-	293,617	293,617
Manufacture of footwear.....	19,554	89,198	112,477	221,229
MANUFACTURE OF WOOD AND OF PRODUCTS OF WOOD AND CORK, EXCEPT FURNITURE	933	1,683	4,285	6,901
Manufacture of wood and of products of wood and cork, except furniture.....	933	1,683	4,285	6,901
MANUFACTURE OF PAPER, PAPER PRODUCTS AND PRINTING.....	5,212	35,232	181,513	221,956
Manufacture of paper and paper products.....	-	10,529	45,378	55,908
Publishing and printing services.....	5,212	24,702	136,134	166,048
MANUFACTURE OF CHEMICALS AND CHEMICAL PRODUCTS.....	1,154	9,202	394,996	405,353
Manufacture of basic chemicals, except fertilizers and nitrogen compounds.....	-	1,869	96,359	98,228
Manufacture of paints, varnishes and mastics	-	3,017	23,950	26,967

FIXED ASSETS BY SIZE OF PERSONS ENGAGED AND INDUSTRIAL GROUP
PUBLIC AND PRIVATE - 2003/2004 (1996 E.F.Y)
TABLE 4.47 (Contd..)

(IN '000 BIRR)

I N D U S T R I A L G R O U P	S I Z E - G R O U P			
	10 - 19	20 - 49	50 & OVER	T O T A L
Manufacture of pharmaceuticals, medicinal chemicals and botanical products.....	-	187	187,173	187,360
Manufacture of soap and detergents cleaning and polishing, perfumes and toilet preparations.....	230	3,523	69,657	73,410
Manufacture of chemical products n.e.c.	924	605	17,857	19,387
MANUFACTURE OF RUBBER AND PLASTIC PRODCUTS.....	16,848	28,997	275,486	321,330
Manufacture of rubber products.....	-	2,001	101,687	103,689
Manufacture of plastic products.....	16,848	26,995	173,798	217,641
MANUFACTURE OF OTHER NON-METALLIC MINERAL PRODUCTS ...	6,918	9,549	1,008,931	1,025,398
Manufacture of glass and glass products.....	2	-	16,756	16,759
Manufacture of structural clay products	180	134	5,825	6,139
Manufacture of cement, lime and plaster	19	1,157	814,873	816,049
Manufacture of articles of concrete, cement and plaster	6,411	5,423	31,695	43,528
Manufacture of non-metallic mineral products n.e.c..	306	2,835	139,782	142,923
MANUFACTURE OF BASIC IRON AND STEEL.....	-	27,113	353,378	380,491
Manufacture of basic iron and steel.....	-	27,113	353,378	380,491
MANUFACTURE OF FABRICATED METAL PRODUCTS EXCEPT MACHINERY AND EQUIPMENT	5,157	43,665	168,694	217,516
Manufacture of structural metal products, tanks, reservoirs and containers of metal	3,461	4,948	42,215	50,624
Manufacture of cutlery, hand tools and general hardware	554	3,851	3,269	7,675
Manufacture of other fabricated metal products	1,142	34,865	123,210	159,218
MANUFACTURE OF MACHINERY AND EQUIPMENT N.E.C.	296	9,903	2,039	12,239
Manufacture of pumps, compressors, taps and valves..	-	-	-	-
Manufacture of ovens, furnaces and furnace burners..	124	7,957	-	8,081
Manufacture of other general purpose machinery.....	-	-	-	-
Manufacture of machinery for food and beverage processing	172	1,947	-	2,119
Manufacture of accumulators, primary cells and and primary batteries	-	-	2,039	2,039
MANUFACTURE OF MOTOR VEHICLES, TRAILERS & SEMI-TRAILERS	-	2,239	87,170	89,409
Manufacture of bodies for motor vehicles.....	-	-	84,253	84,253
Manufacture of parts and accessories for motor vehicles and their engines.....	-	2,239	2,918	5,157
MANUFACTURE OF FURNITURE; MANUFACTURING N.E.C.	14,290	11,495	86,728	112,514
Manufacture of furniture; manufacturing n.e.c.....	14,290	11,495	86,728	112,514
T O T A L	117,305	428,691	5,965,494	6,511,489

FIXED ASSETS BY SIZE OF PERSONS ENGAGED AND INDUSTRIAL GROUP
PUBLIC - 2003/2004 (1996 E.F.Y)
TABLE 4.48

(IN '000 BIRR)

I N D U S T R I A L G R O U P	S I Z E - G R O U P			
	10 - 19	20 - 49	50 & OVER	T O T A L
MANUFACTURE OF FOOD PRODUCTS AND BEVERAGES.....	104	39	1,163,780	1,163,922
Production, processing and preserving of meat, fruit and vegetables	-	-	18,276	18,276
Manufacture of vegetable and animal oils and fats...	104	-	153,253	153,356
Manufacture of dairy products	-	-	9,476	9,476
Manufacture of grain mill products	-	-	48,174	48,174
Manufacture of prepared animal feeds	-	-	-	-
Manufacture of bakery products	-	-	20,625	20,625
Manufacture of sugar and sugar confectionery	-	39	528,993	529,031
Manufacture of macaroni and spaghetti.....	-	-	54,809	54,809
Manufacture of food products n.e.c.	-	-	2,208	2,208
Distilling, rectifying and blending of spirits	-	-	9,084	9,084
Manufacture of wines	-	-	12,468	12,468
Manufacture of malt liquors and malt	-	-	280,582	280,582
Manufacture of soft drinks & production of mineral waters	-	-	25,832	25,832
MANUFACTURE OF TOBACCO PRODUCTS	-	-	105,032	105,032
Manufacture of tobacco products.....	-	-	105,032	105,032
MANUFACTURE OF TEXTILES	-	1,649	305,538	307,187
Spinning, weaving and finishing of textiles	-	1,649	287,281	288,930
Manufacture of cordage, rope, twine and netting	-	-	18,257	18,257
Knitting mills	-	-	-	-
MANUFACTURE OF WEARING APPAREL, EXCEPT FUR APPAREL....	-	-	16,208	16,208
Manufacture of wearing apparel except fur apparel...	-	-	16,208	16,208
TANNING AND DRESSING OF LEATHER; MANUFACTURE OF FOOTWEAR, LUGGAGE AND HANDBAGS	-	-	109,921	109,921
Tanning and dressing of leather,luggage and handbags	-	-	86,933	86,933
Manufacture of footwear.....	-	-	22,988	22,988
MANUFACTURE OF WOOD AND OF PRODUCTS OF WOOD AND CORK, EXCEPT FURNITURE	70	1,261	4,285	5,616
Manufacture of wood and of products of wood and cork, except furniture.....	70	1,261	4,285	5,616
MANUFACTURE OF PAPER, PAPER PRODUCTS AND PRINTING.....	-	10,457	76,875	87,332
Manufacture of paper and paper products.....	-	10,457	15,775	26,232
Publishing and printing services.....	-	-	61,100	61,100
MANUFACTURE OF CHEMICALS AND CHEMICAL PRODUCTS.....	337	-	179,732	180,069
Manufacture of basic chemicals, except fertilizers and nitrogen compounds.....	-	-	80,322	80,322
Manufacture of paints, varnishes and mastics	-	-	6,115	6,115

FIXED ASSETS BY SIZE OF PERSONS ENGAGED AND INDUSTRIAL GROUP
PUBLIC - 2003/2004 (1996 E.F.Y)
TABLE 4.48(Contd..)

(IN '000 BIRR)

I N D U S T R I A L G R O U P	S I Z E - G R O U P			
	10 - 19	20 - 49	50 & OVER	T O T A L
Manufacture of pharmaceuticals, medicinal chemicals and botanical products.....	-	-	88,442	88,442
Manufacture of soap and detergents cleaning and polishing, perfumes and toilet preparations.....	-	-	4,138	4,138
Manufacture of chemical products n.e.c.	337	-	715	1,052
MANUFACTURE OF RUBBER AND PLASTIC PRODUCTS.....	-	1,193	110,841	112,034
Manufacture of rubber products.....	-	-	94,409	94,409
Manufacture of plastic products.....	-	1,193	16,432	17,625
MANUFACTURE OF OTHER NON-METALLIC MINERAL PRODUCTS ...	63	1,133	299,776	300,972
Manufacture of glass and glass products.....	-	-	16,756	16,756
Manufacture of structural clay products	-	134	5,640	5,774
Manufacture of cement, lime and plaster	-	999	149,392	150,392
Manufacture of articles of concrete, cement and plaster	63	-	21,325	21,388
Manufacture of non-metallic mineral products n.e.c..	-	-	106,662	106,662
MANUFACTURE OF BASIC IRON AND STEEL.....	-	-	15,184	15,184
Manufacture of basic iron and steel.....	-	-	15,184	15,184
MANUFACTURE OF FABRICATED METAL PRODUCTS EXCEPT MACHINERY AND EQUIPMENT	-	70	123,182	123,252
Manufacture of structural metal products, tanks, reservoirs and containers of metal	-	70	19,347	19,417
Manufacture of cutlery, hand tools and general hardware	-	-	925	925
Manufacture of other fabricated metal products	-	-	102,910	102,910
MANUFACTURE OF MACHINERY AND EQUIPMENT N.E.C.	-	-	-	-
Manufacture of pumps, compressors, taps and valves..	-	-	-	-
Manufacture of ovens, furnaces and furnace burners..	-	-	-	-
Manufacture of other general purpose machinery.....	-	-	-	-
Manufacture of machinery for food and beverage processing	-	-	-	-
Manufacture of accumulators, primary cells and and primary batteries	-	-	-	-
MANUFACTURE OF MOTOR VEHICLES, TRAILERS & SEMI-TRAILERS	-	-	23,595	23,595
Manufacture of bodies for motor vehicles.....	-	-	23,595	23,595
Manufacture of parts and accessories for motor vehicles and their engines.....	-	-	-	-
MANUFACTURE OF FURNITURE; MANUFACTURING N.E.C.	-	158	11,161	11,319
Manufacture of furniture; manufacturing n.e.c.....	-	158	11,161	11,319
T O T A L	574	15,959	2,545,110	2,561,642

FIXED ASSETS BY SIZE OF PERSONS ENGAGED AND INDUSTRIAL GROUP
PRIVATE - 2003/2004 (1996 E.F.Y)
TABLE 4.49

(IN '000 BIRR)

I N D U S T R I A L G R O U P	S I Z E - G R O U P			
	10 - 19	20 - 49	50 & OVER	T O T A L
MANUFACTURE OF FOOD PRODUCTS AND BEVERAGES.....	42,069	155,068	908,105	1,105,242
Production, processing and preserving of meat, fruit and vegetables	-	23,304	44,430	67,734
Manufacture of vegetable and animal oils and fats...	7,414	7,776	-	15,190
Manufacture of dairy products	430	-	15,637	16,067
Manufacture of grain mill products	18,092	99,367	148,387	265,845
Manufacture of prepared animal feeds	-	113	7,494	7,607
Manufacture of bakery products	8,772	14,934	55,456	79,162
Manufacture of sugar and sugar confectionery	3,232	6,638	-	9,870
Manufacture of macaroni and spaghetti.....	399	-	4,279	4,677
Manufacture of food products n.e.c.	3,730	392	108,408	112,531
Distilling, rectifying and blending of spirits	-	1,649	9,764	11,413
Manufacture of wines	-	-	-	-
Manufacture of malt liquors and malt	-	-	287,662	287,662
Manufacture of soft drinks & production of mineral waters	-	894	226,590	227,484
MANUFACTURE OF TOBACCO PRODUCTS	-	-	-	-
Manufacture of tobacco products.....	-	-	-	-
MANUFACTURE OF TEXTILES	1,224	1,356	472,615	475,194
Spinning, weaving and finishing of textiles	231	516	472,615	473,363
Manufacture of cordage, rope, twine and netting	-	-	-	-
Knitting mills	992	839	-	1,832
MANUFACTURE OF WEARING APPAREL, EXCEPT FUR APPAREL....	3,546	2,303	24,901	30,750
Manufacture of wearing apparel except fur apparel...	3,546	2,303	24,901	30,750
TANNING AND DRESSING OF LEATHER; MANUFACTURE OF FOOTWEAR, LUGGAGE AND HANDBAGS	19,554	89,198	296,173	404,925
Tanning and dressing of leather,luggage and handbags	-	-	206,684	206,684
Manufacture of footwear.....	19,554	89,198	89,490	198,242
MANUFACTURE OF WOOD AND OF PRODUCTS OF WOOD AND CORK, EXCEPT FURNITURE	863	423	-	1,285
Manufacture of wood and of products of wood and cork, except furniture.....	863	423	-	1,285
MANUFACTURE OF PAPER, PAPER PRODUCTS AND PRINTING.....	5,212	24,775	104,637	134,624
Manufacture of paper and paper products.....	-	73	29,603	29,676
Publishing and printing services.....	5,212	24,702	75,034	104,948
MANUFACTURE OF CHEMICALS AND CHEMICAL PRODUCTS.....	817	9,202	215,265	225,284
Manufacture of basic chemicals, except fertilizers and nitrogen compounds.....	-	1,869	16,037	17,906
Manufacture of paints, varnishes and mastics	-	3,017	17,835	20,852

FIXED ASSETS BY SIZE OF PERSONS ENGAGED AND INDUSTRIAL GROUP
PRIVATE - 2003/2004 (1996 E.F.Y)
TABLE 4.49 (Contd..)

(IN '000 BIRR)

I N D U S T R I A L G R O U P	S I Z E - G R O U P			
	10 - 19	20 - 49	50 & OVER	T O T A L
Manufacture of pharmaceuticals, medicinal chemicals and botanical products.....	-	187	98,731	98,918
Manufacture of soap and detergents cleaning and polishing, perfumes and toilet preparations.....	230	3,523	65,519	69,272
Manufacture of chemical products n.e.c.	587	605	17,143	18,336
MANUFACTURE OF RUBBER AND PLASTIC PRODCUTS.....	16,848	27,804	164,644	209,296
Manufacture of rubber products.....	-	2,001	7,278	9,280
Manufacture of plastic products.....	16,848	25,803	157,366	200,016
MANUFACTURE OF OTHER NON-METALLIC MINERAL PRODUCTS ...	6,855	8,415	709,155	724,426
Manufacture of glass and glass products.....	2	-	-	2
Manufacture of structural clay products	180	-	185	365
Manufacture of cement, lime and plaster	19	157	665,481	665,657
Manufacture of articles of concrete, cement and plaster	6,348	5,423	10,370	22,140
Manufacture of non-metallic mineral products n.e.c..	306	2,835	33,120	36,262
MANUFACTURE OF BASIC IRON AND STEEL.....	-	27,113	338,194	365,307
Manufacture of basic iron and steel.....	-	27,113	338,194	365,307
MANUFACTURE OF FABRICATED METAL PRODUCTS EXCEPT MACHINERY AND EQUIPMENT	5,157	43,595	45,512	94,264
Manufacture of structural metal products, tanks, reservoirs and containers of metal	3,461	4,878	22,868	31,207
Manufacture of cutlery, hand tools and general hardware	554	3,851	2,344	6,750
Manufacture of other fabricated metal products	1,142	34,865	20,299	56,307
MANUFACTURE OF MACHINERY AND EQUIPMENT N.E.C.	296	9,903	2,039	12,239
Manufacture of pumps, compressors, taps and valves..	-	-	-	-
Manufacture of ovens, furnaces and furnace burners..	124	7,957	-	8,081
Manufacture of other general purpose machinery.....	-	-	-	-
Manufacture of machinery for food and beverage processing	172	1,947	-	2,119
Manufacture of accumulators, primary cells and and primary batteries	-	-	2,039	2,039
MANUFACTURE OF MOTOR VEHICLES, TRAILERS & SEMI-TRAILERS	-	2,239	63,575	65,815
Manufacture of bodies for motor vehicles.....	-	-	60,658	60,658
Manufacture of parts and accessories for motor vehicles and their engines.....	-	2,239	2,918	5,157
MANUFACTURE OF FURNITURE; MANUFACTURING N.E.C.	14,290	11,338	75,567	101,195
Manufacture of furniture; manufacturing n.e.c.....	14,290	11,338	75,567	101,195
T O T A L	116,731	412,732	3,420,384	3,949,847

INVESTMENT IN FIXED ASSETS OF REPORTING ESTABLISHMENTS* BY SOURCE AND
INDUSTRIAL GROUP-PUBLIC AND PRIVATE 2003/2004 (1996 E.F.Y)
TABLE 4.50

(IN '000 BIRR)

I N D U S T R I A L G R O U P 1	D O M E S T I C S O U R C E				F O R E I G N S O U R C E 6	G R A N D T O T A L 7=(5+6)
	O W N F U N D	B A N K L O A N	O T H E R S	T O T A L		
	2	3	4	5= (2+3+4)		
MANUFACTURE OF FOOD PRODUCTS AND BEVERAGES.....	202,499	10,158	4,137	216,795	-	216,795
MANUFACTURE OF TOBACCO PRODUCTS	54,297	-	-	54,297	-	54,297
MANUFACTURE OF TEXTILES	48,299	4,594	24,824	77,717	-	77,717
MANUFACTURE OF WEARING APPAREL, EXCEPT FUR APPAREL....	5,506	28	-	5,534	-	5,534
TANNING AND DRESSING OF LEATHER; MANUFACTURE OF FOOTWEAR, LUGGAGE AND HANDBAGS	44,864	15,789	10	60,663	-	60,663
MANUFACTURE OF WOOD AND OF PRODUCTS OF WOOD AND CORK, EXCEPT FURNITURE	2,069	-	14	2,083	-	2,083
MANUFACTURE OF PAPER, PAPER PRODUCTS AND PRINTING	55,101	10,926	1,452	67,479	-	67,479
MANUFACTURE OF CHEMICALS AND CHEMICAL PRODUCTS.....	20,016	1,739	-	21,755	-	21,755
MANUFACTURE OF RUBBER AND PLASTIC PROCDUCTS.....	34,552	20,755	2,051	57,358	-	57,358
MANUFACTURE OF OTHER NON-METALLIC MINERAL PRODUCTS ...	46,322	1,509	1,419	49,249	-	49,249
MANUFACTURE OF BASIC IRON AND STEEL.....	73,586	189,651	-	263,237	-	263,237
MANUFACTURE OF FABRICATED METAL PRODUCTS EXCEPT MACHINERY AND EQUIPMENT	13,492	1,200	1,600	16,292	-	16,292
MANUFACTURE OF MACHINERY AND EQUIPMENT N.E.C.	195	-	-	195	-	195
MANUFACTURE OF MOTOR VEHICLES, TRAILERS & SEMI-TRAILERS	20,510	-	-	20,510	-	20,510
MANUFACTURE OF FURNITURE; MANUFACTURING N.E.C.	9,824	2,512	14	12,349	-	12,349
T O T A L	631,133	258,859	35,522	925,514	-	925,514

* 482 ESTABLISHMENTS

COST OF RAW MATERIALS, ENERGY CONSUMED AND PAYMENTS FOR INDUSTRIAL AND NON-INDUSTRIAL
SERVICES RENDERED BY INDUSTRIAL GROUP - PUBLIC AND PRIVATE
2003/2004 (1996 E.F.Y)
TABLE 4.52

IN ('000 BIRR)

INDUSTRIAL GROUP	NO.OF ESTAB	COST OF RAW MATERIALS			COST OF ENERGY CONSUMED	PAYMENTS FOR INDUS- TRIAL SERVICE	TOTAL INDUST- RIAL COST	TRANS- -PORT COST	PAYMENTS FOR NON-IND- USTRIAL SERVICE	TOTAL INDUSTRIAL AND NON-INDUS TRIAL COST
		CONSUMED								
		LOCAL	IMPO- RTED	TOTAL						
MANUFACTURE OF FOOD PRODUCTS AND BEVERAGES.....	322	1,082,090	293,760	1,375,850	174,906	72,539	1,623,295	114,169	228,593	1,966,057
Production, processing and preserving of meat, fruit and vegetables	8	14,614	7,768	22,381	1,708	1,641	25,730	3,791	5,358	34,879
Manufacture of vegetable and animal oils and fats...	28	67,408	1,545	68,953	5,128	549	74,629	1,813	3,609	80,051
Manufacture of dairy products	3	24,371	4,869	29,239	1,201	1,639	32,079	1,489	2,372	35,939
Manufacture of grain mill products	75	360,642	15,499	376,140	10,561	6,743	393,444	5,283	10,265	408,992
Manufacture of prepared animal feeds	4	8,907	-	8,907	261	146	9,315	370	565	10,249
Manufacture of bakery products	141	121,025	10,741	131,766	8,499	4,109	144,374	3,614	10,066	158,055
Manufacture of sugar and sugar confectionery	12	186,069	35,134	221,203	100,228	2,583	324,015	21,804	55,617	401,436
Manufacture of macaroni and spaghetti.....	6	77,334	33,865	111,199	4,604	2,536	118,339	1,995	5,459	125,793
Manufacture of food products n.e.c.	12	36,715	757	37,471	3,372	14,293	55,137	3,522	4,595	63,254
Distilling, rectifying and blending of spirits	9	10,663	4,174	14,836	1,300	908	17,043	6,214	7,027	30,285
Manufacture of wines	1	13,037	-	13,037	724	254	14,015	1,039	3,524	18,578
Manufacture of malt liquors and malt	8	101,641	77,461	179,101	27,750	11,803	218,654	42,727	53,844	315,225
Manufacture of soft drinks & production of mineral waters	15	59,666	101,950	161,616	9,570	25,335	196,521	20,507	66,293	283,321
MANUFACTURE OF TOBACCO PRODUCTS	1	39,233	22,834	62,066	1,082	51,979	115,127	1,082	6,834	123,043
Manufacture of tobacco products.....	1	39,233	22,834	62,066	1,082	51,979	115,127	1,082	6,834	123,043
MANUFACTURE OF TEXTILES	38	400,940	180,759	581,699	60,256	10,262	652,216	12,424	52,919	717,559
Spinning, weaving and finishing of textiles	28	396,890	165,998	562,888	58,832	7,338	629,057	11,592	50,351	691,000
Manufacture of cordage, rope, twine and netting	2	3,625	14,188	17,813	1,355	2,761	21,928	800	2,429	25,157
Knitting mills	8	425	573	998	69	163	1,230	32	139	1,402
MANUFACTURE OF WEARING APPAREL, EXCEPT FUR APPAREL....	37	31,037	6,024	37,061	737	1,735	39,533	2,224	9,749	51,507
Manufacture of wearing apparel except fur apparel...	37	31,037	6,024	37,061	737	1,735	39,533	2,224	9,749	51,507
TANNING AND DRESSING OF LEATHER; MANUFACTURE OF FOOTWEAR, LUGGAGE AND HANDBAGS	65	440,626	99,030	539,657	12,185	24,622	576,464	15,756	31,747	623,967
Tanning and dressing of leather,luggage and handbags	17	386,301	42,681	428,983	6,754	4,464	440,201	13,557	24,157	477,915
Manufacture of footwear.....	48	54,325	56,349	110,674	5,432	20,158	136,264	2,199	7,590	146,053
MANUFACTURE OF WOOD AND OF PRODUCTS OF WOOD AND CORK, EXCEPT FURNITURE	20	6,676	8,642	15,318	5,187	1,114	21,619	2,080	3,488	27,187
Manufacture of wood and of products of wood and cork, except furniture.....	20	6,676	8,642	15,318	5,187	1,114	21,619	2,080	3,488	27,187
MANUFACTURE OF PAPER, PAPER PRODUCTS AND PRINTING....	98	81,633	201,979	283,613	17,322	17,486	318,420	4,713	40,783	363,917
Manufacture of paper and paper products.....	7	5,346	109,689	115,035	14,955	6,516	136,506	1,108	7,774	145,387
Publishing and printing services.....	91	76,287	92,291	168,578	2,367	10,969	181,914	3,606	33,009	218,529
MANUFACTURE OF CHEMICALS AND CHEMICAL PRODUCTS.....	46	83,947	295,390	379,337	16,570	20,901	416,808	6,446	43,924	467,178
Manufacture of basic chemicals, except fertilizers and nitrogen compounds.....	7	10,166	7,483	17,649	9,526	1,172	28,347	1,392	6,406	36,145
Manufacture of paints, varnishes and mastics	8	36,060	87,769	123,829	465	563	124,858	1,534	7,374	133,765

COST OF RAW MATERIALS, ENERGY CONSUMED AND PAYMENTS FOR INDUSTRIAL AND NON-INDUSTRIAL
SERVICES RENDERED BY INDUSTRIAL GROUP - PUBLIC AND PRIVATE
2003/2004 (1996 E.F.Y)

TABLE 4.52 (Contd..)

IN ('000 BIRR)

INDUSTRIAL GROUP	NO.OF ESTAB	COST OF RAW MATERIALS			COST OF ENERGY CONSUMED	PAYMENTS FOR INDUS- TRIAL SERVICE	TOTAL INDUST- RIAL COST	TRANS- -PORT COST	PAYMENTS FOR NON-IND- USTRIAL SERVICE	TOTAL INDUSTRIAL AND NON-INDUS TRIAL COST
		CONSUMED								
		LOCAL	IMPO- RTED	TOTAL						
Manufacture of pharmaceuticals, medicinal chemicals and botanical products.....	7	5,970	81,262	87,232	2,676	1,357	91,265	501	8,872	100,638
Manufacture of soap and detergents cleaning and polishing, perfumes and toilet preparations.....	18	25,265	109,466	134,731	3,663	17,042	155,437	2,477	18,977	176,890
Manufacture of chemical products n.e.c.	6	6,486	9,410	15,896	241	766	16,902	542	2,296	19,739
MANUFACTURE OF RUBBER AND PLASTIC PROCDUCTS.....	42	15,371	238,977	254,348	24,779	10,147	289,274	4,339	16,370	309,982
Manufacture of rubber products.....	4	9,645	55,240	64,884	13,540	2,677	81,101	1,255	6,624	88,981
Manufacture of plastic products.....	38	5,726	183,738	189,463	11,239	7,470	208,173	3,084	9,745	221,002
MANUFACTURE OF OTHER NON-METALLIC MINERAL PRODUCTS ...	123	229,553	47,056	276,609	258,314	26,469	561,392	49,043	65,381	675,817
Manufacture of glass and glass products.....	2	2,567	1,746	4,313	4,610	1,105	10,027	189	963	11,179
Manufacture of structural clay products	4	157	-	157	4,030	191	4,378	2,433	1,061	7,872
Manufacture of cement, lime and plaster	8	166,754	30,340	197,094	245,164	2,600	444,858	39,067	48,471	532,396
Manufacture of articles of concrete, cement and plaster	89	30,950	4,320	35,270	1,758	20,772	57,800	2,932	7,582	68,314
Manufacture of non-metallic mineral products n.e.c..	20	29,125	10,651	39,775	2,753	1,800	44,329	4,422	7,305	56,056
MANUFACTURE OF BASIC IRON AND STEEL.....	13	5,168	521,058	526,226	7,411	6,973	540,610	5,183	13,382	559,175
Manufacture of basic iron and steel.....	13	5,168	521,058	526,226	7,411	6,973	540,610	5,183	13,382	559,175
MANUFACTURE OF FABRICATED METAL PRODUCTS EXCEPT MACHINERY AND EQUIPMENT	78	22,723	128,302	151,024	9,043	8,030	168,097	4,536	12,529	185,163
Manufacture of structural metal products, tanks, reservoirs and containers of metal	46	8,840	49,392	58,232	3,193	3,252	64,677	2,656	3,611	70,944
Manufacture of cutlery, hand tools and general hardware	9	5,119	22,891	28,010	671	2,395	31,076	429	2,707	34,211
Manufacture of other fabricated metal products	23	8,764	56,018	64,782	5,180	2,383	72,345	1,451	6,211	80,007
MANUFACTURE OF MACHINERY AND EQUIPMENT N.E.C.	11	518	8,464	8,982	204	76	9,262	87	989	10,338
Manufacture of pumps, compressors, taps and valves..	-	-	-	-	-	-	-	-	-	-
Manufacture of ovens, furnaces and furnace burners..	5	72	7,159	7,231	120	66	7,418	84	400	7,902
Manufacture of other general purpose machinery.....	-	-	-	-	-	-	-	-	-	-
Manufacture of machinery for food and beverage processing	5	446	421	867	39	7	912	3	89	1,004
Manufacture of accumulators, primary cells and and primary battries	1	-	885	885	45	3	932	-	500	1,432
MANUFACTURE OF MOTOR VEHICLES,TRAILERS & SEMI-TRAILERS	8	11,112	138,312	149,424	2,436	17,018	168,877	5,781	102,262	276,921
Manufacture of bodies for motor vehicles.....	6	11,112	136,777	147,889	2,346	16,789	167,024	5,659	101,992	274,676
Manufacture of parts and accessories for motor vehicles and their engines.....	2	-	1,534	1,534	90	229	1,853	122	270	2,245
MANUFACTURE OF FURNITURE; MANUFACTURING N.E.C.	172	42,727	33,806	76,533	2,088	2,216	80,837	3,958	10,103	94,898
Manufacture of furniture; manufacturing n.e.c.....	172	42,727	33,806	76,533	2,088	2,216	80,837	3,958	10,103	94,898
T O T A L	1,074	2,493,353	2,224,394	4,717,747	592,521	271,565	5,581,834	231,822	639,052	6,452,708

COST OF RAW MATERIALS, ENERGY CONSUMED AND PAYMENTS FOR INDUSTRIAL AND NON-INDUSTRIAL
SERVICES RENDERED BY INDUSTRIAL GROUP - PUBLIC
2003/2004 (1996 E.F.Y)

TABLE 4.53

(IN '000 BIRR)

INDUSTRIAL GROUP	NO.OF ESTAB	COST OF RAW MATERIALS			COST OF ENERGY CONSUMED	PAYMENTS FOR INDUS- TRIAL SERVICE	TOTAL INDUST- RIAL COST	TRANS- PORT COST	PAYMENTS FOR NON-IND- USTRIAL SERVICE	TOTAL INDUSTRIAL AND NON-INDUS TRIAL COST
		CONSUMED								
		LOCAL	IMPO- RTED	TOTAL						
MANUFACTURE OF FOOD PRODUCTS AND BEVERAGES.....	43	620,057	119,015	739,072	139,279	23,490	901,842	62,252	110,485	1,074,578
Production, processing and preserving of meat, fruit and vegetables	3	6,142	4,544	10,686	1,456	1,473	13,614	2,118	3,728	19,460
Manufacture of vegetable and animal oils and fats...	7	52,088	1,485	53,574	4,263	313	58,150	1,597	3,326	63,072
Manufacture of dairy products	1	7,726	846	8,573	364	196	9,132	806	208	10,147
Manufacture of grain mill products	9	157,247	13,335	170,582	3,008	1,254	174,845	2,975	3,911	181,731
Manufacture of prepared animal feeds	-	-	-	-	-	-	-	-	-	-
Manufacture of bakery products	6	29,797	2,753	32,550	2,491	577	35,617	711	818	37,147
Manufacture of sugar and sugar confectionery	4	184,969	34,927	219,896	100,179	2,571	322,646	21,790	55,605	400,041
Manufacture of macaroni and spaghetti.....	4	59,685	33,865	93,551	3,772	2,369	99,692	1,974	4,378	106,044
Manufacture of food products n.e.c.	1	8,685	201	8,887	615	209	9,711	439	363	10,513
Distilling, rectifying and blending of spirits	1	1,182	2,331	3,513	339	620	4,472	3,862	3,334	11,668
Manufacture of wines	1	13,037	-	13,037	724	254	14,015	1,039	3,524	18,578
Manufacture of malt liquors and malt	4	93,296	21,719	115,014	20,935	10,042	145,991	18,803	24,954	189,748
Manufacture of soft drinks & production of mineral waters	2	6,202	3,009	9,211	1,133	3,612	13,956	6,138	6,336	26,430
MANUFACTURE OF TOBACCO PRODUCTS	1	39,233	22,834	62,066	1,082	51,979	115,127	1,082	6,834	123,043
Manufacture of tobacco products.....	1	39,233	22,834	62,066	1,082	51,979	115,127	1,082	6,834	123,043
MANUFACTURE OF TEXTILES	19	264,654	73,352	338,006	43,013	7,915	388,935	7,748	20,168	416,851
Spinning, weaving and finishing of textiles	17	261,029	59,164	320,194	41,658	5,154	367,006	6,948	17,739	391,693
Manufacture of cordage, rope, twine and netting	2	3,625	14,188	17,813	1,355	2,761	21,928	800	2,429	25,157
Knitting mills	-	-	-	-	-	-	-	-	-	-
MANUFACTURE OF WEARING APPAREL, EXCEPT FUR APPAREL....	4	16,946	143	17,089	283	504	17,876	780	1,247	19,903
Manufacture of wearing apparel except fur apparel...	4	16,946	143	17,089	283	504	17,876	780	1,247	19,903
TANNING AND DRESSING OF LEATHER; MANUFACTURE OF FOOTWEAR, LUGGAGE AND HANDBAGS	8	164,573	27,944	192,516	4,281	4,078	200,875	5,191	9,296	215,363
Tanning and dressing of leather,luggage and handbags	4	137,518	23,768	161,286	3,621	2,460	167,367	4,205	6,688	178,260
Manufacture of footwear.....	4	27,054	4,176	31,231	659	1,618	33,508	986	2,608	37,103
MANUFACTURE OF WOOD AND OF PRODUCTS OF WOOD AND CORK, EXCEPT FURNITURE	7	5,398	8,617	14,015	5,096	1,070	20,181	2,067	3,372	25,620
Manufacture of wood and of products of wood and cork, except furniture.....	7	5,398	8,617	14,015	5,096	1,070	20,181	2,067	3,372	25,620
MANUFACTURE OF PAPER, PAPER PRODUCTS AND PRINTING.....	14	64,424	132,546	196,970	11,854	3,489	212,312	1,973	26,486	240,771
Manufacture of paper and paper products.....	3	4,615	84,462	89,077	10,556	527	100,160	587	2,917	103,664
Publishing and printing services.....	11	59,809	48,084	107,893	1,298	2,962	112,152	1,386	23,569	137,107
MANUFACTURE OF CHEMICALS AND CHEMICAL PRODUCTS.....	13	29,861	115,564	145,424	12,298	2,226	159,948	1,886	18,939	180,773
Manufacture of basic chemicals, except fertilizers and nitrogen compounds.....	5	7,912	6,100	14,012	9,204	1,095	24,311	1,212	5,966	31,490
Manufacture of paints, varnishes and mastics	2	16,046	25,119	41,164	335	99	41,598	256	943	42,797

COST OF RAW MATERIALS, ENERGY CONSUMED AND PAYMENTS FOR INDUSTRIAL AND NON-INDUSTRIAL
SERVICES RENDERED BY INDUSTRIAL GROUP - PUBLIC
2003/2004 (1996 E.F.Y)

TABLE 4.53 (Contd..)

(IN '000 BIRR)

I N D U S T R I A L G R O U P	NO.OF ESTAB	COST OF RAW MATERIALS			COST OF ENERGY CONSUMED	PAYMENTS FOR INDUS- TRIAL SERVICE	TOTAL INDUST- RIAL COST	TRANS -PORT COST	PAYMENTS FOR NON-IND- USTRIAL SERVICE	TOTAL INDUSTRIAL AND NON-INDUS TRIAL COST
		CONSUMED								
		LOCAL	IMPO- RTED	TOTAL						
Manufacture of pharmaceuticals, medicinal chemicals and botanical products.....	2	3,894	54,110	58,004	1,649	751	60,404	229	4,170	64,803
Manufacture of soap and detergents cleaning and polishing, perfumes and toilet preparations.....	2	1,968	28,515	30,483	1,064	238	31,784	149	7,709	39,643
Manufacture of chemical products n.e.c.	2	41	1,720	1,760	46	43	1,850	39	150	2,040
MANUFACTURE OF RUBBER AND PLASTIC PROCDUCTS.....	4	9,460	74,952	84,413	14,080	2,547	101,040	1,184	7,341	109,565
Manufacture of rubber products.....	1	9,025	52,838	61,864	13,092	2,203	77,158	1,004	5,844	84,006
Manufacture of plastic products.....	3	435	22,114	22,549	988	345	23,882	180	1,497	25,559
MANUFACTURE OF OTHER NON-METALLIC MINERAL PRODUCTS ...	17	100,017	40,211	140,228	184,668	21,668	346,563	43,330	26,735	416,628
Manufacture of glass and glass products.....	1	2,549	1,578	4,127	4,605	1,102	9,834	189	956	10,979
Manufacture of structural clay products	2	106	-	106	3,835	162	4,103	2,430	1,037	7,571
Manufacture of cement, lime and plaster	5	73,618	30,340	103,958	174,519	1,056	279,533	37,760	14,264	331,557
Manufacture of articles of concrete, cement and plaster	7	12,327	3,775	16,102	391	18,984	35,477	2,089	6,154	43,719
Manufacture of non-metallic mineral products n.e.c..	2	11,417	4,519	15,935	1,318	363	17,616	862	4,324	22,803
MANUFACTURE OF BASIC IRON AND STEEL.....	3	2,084	110,472	112,557	4,188	2,629	119,374	2,658	6,182	128,214
Manufacture of basic iron and steel.....	3	2,084	110,472	112,557	4,188	2,629	119,374	2,658	6,182	128,214
MANUFACTURE OF FABRICATED METAL PRODUCTS EXCEPT MACHINERY AND EQUIPMENT	6	9,082	58,148	67,230	6,364	4,036	77,630	1,228	4,613	83,470
Manufacture of structural metal products, tanks, reservoirs and containers of metal	2	155	21,592	21,747	2,283	489	24,519	450	728	25,697
Manufacture of cutlery, hand tools and general hardware	2	4,652	6,332	10,984	337	1,964	13,285	107	1,743	15,135
Manufacture of other fabricated metal products	2	4,275	30,224	34,499	3,743	1,584	39,826	671	2,142	42,639
MANUFACTURE OF MACHINERY AND EQUIPMENT N.E.C.	-	-	-	-	-	-	-	-	-	-
Manufacture of pumps, compressors, taps and valves..	-	-	-	-	-	-	-	-	-	-
Manufacture of ovens, furnaces and furnace burners..	-	-	-	-	-	-	-	-	-	-
Manufacture of other general purpose machinery.....	-	-	-	-	-	-	-	-	-	-
Manufacture of machinery for food and beverage processing	-	-	-	-	-	-	-	-	-	-
Manufacture of accumulators, primary cells and and primary battries	-	-	-	-	-	-	-	-	-	-
MANUFACTURE OF MOTOR VEHICLES,TRAILERS & SEMI-TRAILERS	2	7,680	87,474	95,154	905	16,293	112,352	1,866	96,106	210,325
Manufacture of bodies for motor vehicles.....	2	7,680	87,474	95,154	905	16,293	112,352	1,866	96,106	210,325
Manufacture of parts and accessories for motor vehicles and their engines.....	-	-	-	-	-	-	-	-	-	-
MANUFACTURE OF FURNITURE; MANUFACTURING N.E.C.	10	3,319	745	4,064	258	106	4,428	74	690	5,192
Manufacture of furniture; manufacturing n.e.c.....	10	3,319	745	4,064	258	106	4,428	74	690	5,192
T O T A L	151	1,336,788	872,017	2,208,806	427,648	142,030	2,778,483	133,320	338,493	3,250,297

COST OF RAW MATERIALS, ENERGY CONSUMED AND PAYMENTS FOR INDUSTRIAL AND NON-INDUSTRIAL
SERVICES RENDERED BY INDUSTRIAL GROUP - PRIVATE
2003/2004 (1996 E.F.Y)

TABLE 4.54

(IN '000 BIRR)

INDUSTRIAL GROUP	NO.OF ESTAB	COST OF RAW MATERIALS CONSUMED			COST OF ENERGY CONSUMED	PAYMENTS FOR INDUS- TRIAL SERVICE	TOTAL INDUST- RIAL COST	TRANS -PORT COST	PAYMENTS FOR NON-IND- USTRIAL SERVICE	TOTAL INDUSTRIAL AND NON-INDUS TRIAL COST
		LOCAL	IMPO- RTED	TOTAL						
MANUFACTURE OF FOOD PRODUCTS AND BEVERAGES.....	279	462,032	174,745	636,778	35,627	49,049	721,454	51,917	118,108	891,479
Production, processing and preserving of meat, fruit and vegetables	5	8,472	3,224	11,696	253	168	12,116	1,673	1,630	15,419
Manufacture of vegetable and animal oils and fats...	21	15,320	59	15,379	865	236	16,480	217	283	16,979
Manufacture of dairy products	2	16,644	4,022	20,667	837	1,443	22,946	683	2,163	25,792
Manufacture of grain mill products	66	203,394	2,164	205,558	7,553	5,488	218,599	2,308	6,354	227,261
Manufacture of prepared animal feeds	4	8,907	-	8,907	261	146	9,315	370	565	10,249
Manufacture of bakery products	135	91,228	7,988	99,216	6,009	3,533	108,757	2,903	9,248	120,908
Manufacture of sugar and sugar confectionery	8	1,099	208	1,307	50	12	1,369	14	12	1,395
Manufacture of macaroni and spaghetti.....	2	17,648	-	17,648	832	167	18,647	21	1,081	19,749
Manufacture of food products n.e.c.	11	28,029	555	28,584	2,757	14,085	45,426	3,084	4,231	52,741
Distilling, rectifying and blending of spirits	8	9,481	1,843	11,323	960	287	12,571	2,352	3,693	18,617
Manufacture of wines	-	-	-	-	-	-	-	-	-	-
Manufacture of malt liquors and malt	4	8,345	55,742	64,087	6,814	1,761	72,662	23,925	28,890	125,477
Manufacture of soft drinks & production of mineral waters	13	53,464	98,941	152,405	8,437	21,723	182,565	14,369	59,957	256,891
MANUFACTURE OF TOBACCO PRODUCTS	-	-	-	-	-	-	-	-	-	-
Manufacture of tobacco products.....	-	-	-	-	-	-	-	-	-	-
MANUFACTURE OF TEXTILES	19	136,285	107,407	243,692	17,243	2,347	263,281	4,676	32,751	300,709
Spinning, weaving and finishing of textiles	11	135,860	106,834	242,694	17,174	2,183	262,051	4,644	32,612	299,307
Manufacture of cordage, rope, twine and netting	-	-	-	-	-	-	-	-	-	-
Knitting mills	8	425	573	998	69	163	1,230	32	139	1,402
MANUFACTURE OF WEARING APPAREL, EXCEPT FUR APPAREL....	33	14,091	5,881	19,972	454	1,231	21,657	1,444	8,502	31,604
Manufacture of wearing apparel except fur apparel...	33	14,091	5,881	19,972	454	1,231	21,657	1,444	8,502	31,604
TANNING AND DRESSING OF LEATHER; MANUFACTURE OF FOOTWEAR, LUGGAGE AND HANDBAGS	57	276,054	71,087	347,140	7,905	20,544	375,589	10,565	22,451	408,605
Tanning and dressing of leather,luggage and handbags	13	248,783	18,914	267,697	3,132	2,004	272,833	9,353	17,469	299,655
Manufacture of footwear.....	44	27,271	52,173	79,444	4,772	18,540	102,756	1,213	4,982	108,950
MANUFACTURE OF WOOD AND OF PRODUCTS OF WOOD AND CORK, EXCEPT FURNITURE	13	1,278	25	1,303	92	44	1,438	12	116	1,567
Manufacture of wood and of products of wood and cork, except furniture.....	13	1,278	25	1,303	92	44	1,438	12	116	1,567
MANUFACTURE OF PAPER, PAPER PRODUCTS AND PRINTING.....	84	17,209	69,434	86,643	5,468	13,997	106,108	2,741	14,297	123,146
Manufacture of paper and paper products.....	4	731	25,227	25,958	4,399	5,989	36,346	521	4,857	41,724
Publishing and printing services.....	80	16,478	44,207	60,685	1,069	8,008	69,762	2,220	9,440	81,422
MANUFACTURE OF CHEMICALS AND CHEMICAL PRODUCTS.....	33	54,086	179,827	233,913	4,273	18,675	256,861	4,559	24,985	286,405
Manufacture of basic chemicals, except fertilizers and nitrogen compounds.....	2	2,254	1,382	3,637	322	77	4,036	179	439	4,655
Manufacture of paints, varnishes and mastics	6	20,014	62,651	82,665	130	465	83,260	1,278	6,431	90,969

COST OF RAW MATERIALS, ENERGY CONSUMED AND PAYMENTS FOR INDUSTRIAL AND NON-INDUSTRIAL
SERVICES RENDERED BY INDUSTRIAL GROUP - PRIVATE
2003/2004 (1996 E.F.Y)

TABLE 4.54 (Contd..)

(IN '000 BIRR)

INDUSTRIAL GROUP	NO.OF ESTAB	COST OF RAW MATERIALS			COST OF ENERGY CONSUMED	PAYMENTS FOR INDUS- TRIAL SERVICE	TOTAL INDUST- RIAL COST	TRANS- -PORT COST	PAYMENTS FOR NON-IND- USTRIAL SERVICE	TOTAL INDUSTRIAL AND NON-INDUS TRIAL COST
		CONSUMED								
		LOCAL	IMPO- RTED	TOTAL						
Manufacture of pharmaceuticals, medicinal chemicals and botanical products.....	5	2,076	27,152	29,228	1,027	606	30,861	272	4,702	35,835
Manufacture of soap and detergents cleaning and polishing, perfumes and toilet preparations.....	16	23,297	80,951	104,248	2,599	16,805	123,652	2,328	11,267	137,247
Manufacture of chemical products n.e.c.	4	6,445	7,690	14,135	194	722	15,052	502	2,146	17,700
MANUFACTURE OF RUBBER AND PLASTIC PROCDUCTS.....	38	5,910	164,025	169,935	10,699	7,599	188,234	3,155	9,029	200,417
Manufacture of rubber products.....	3	619	2,401	3,021	448	474	3,943	251	781	4,975
Manufacture of plastic products.....	35	5,291	161,624	166,914	10,252	7,125	184,291	2,903	8,248	195,442
MANUFACTURE OF OTHER NON-METALLIC MINERAL PRODUCTS ...	106	129,537	6,845	136,382	73,646	4,801	214,829	5,713	38,646	259,188
Manufacture of glass and glass products.....	1	18	168	186	4	3	193	-	6	200
Manufacture of structural clay products	2	52	-	52	195	29	275	3	24	302
Manufacture of cement, lime and plaster	3	93,136	-	93,136	70,645	1,544	165,325	1,307	34,207	200,839
Manufacture of articles of concrete, cement and plaster	82	18,623	545	19,168	1,367	1,788	22,323	844	1,428	24,595
Manufacture of non-metallic mineral products n.e.c..	18	17,708	6,132	23,840	1,435	1,437	26,712	3,559	2,981	33,253
MANUFACTURE OF BASIC IRON AND STEEL.....	10	3,084	410,586	413,670	3,223	4,344	421,236	2,525	7,200	430,961
Manufacture of basic iron and steel.....	10	3,084	410,586	413,670	3,223	4,344	421,236	2,525	7,200	430,961
MANUFACTURE OF FABRICATED METAL PRODUCTS EXCEPT MACHINERY AND EQUIPMENT	72	13,641	70,154	83,794	2,680	3,994	90,468	3,308	7,917	101,692
Manufacture of structural metal products, tanks, reservoirs and containers of metal	44	8,685	27,800	36,485	909	2,763	40,158	2,206	2,883	45,247
Manufacture of cutlery, hand tools and general hardware	7	467	16,559	17,026	333	432	17,791	322	964	19,077
Manufacture of other fabricated metal products	21	4,489	25,794	30,283	1,437	799	32,519	780	4,070	37,369
MANUFACTURE OF MACHINERY AND EQUIPMENT N.E.C.	11	518	8,464	8,982	204	76	9,262	87	989	10,338
Manufacture of pumps, compressors, taps and valves..	-	-	-	-	-	-	-	-	-	-
Manufacture of ovens, furnaces and furnace burners..	5	72	7,159	7,231	120	66	7,418	84	400	7,902
Manufacture of other general purpose machinery.....	-	-	-	-	-	-	-	-	-	-
Manufacture of machinery for food and beverage processing	5	446	421	867	39	7	912	3	89	1,004
Manufacture of accumulators, primary cells and and primary battries	1	-	885	885	45	3	932	-	500	1,432
MANUFACTURE OF MOTOR VEHICLES,TRAILERS & SEMI-TRAILERS	6	3,432	50,837	54,269	1,530	725	56,525	3,915	6,156	66,596
Manufacture of bodies for motor vehicles.....	4	3,432	49,303	52,735	1,441	496	54,671	3,793	5,886	64,351
Manufacture of parts and accessories for motor vehicles and their engines.....	2	-	1,534	1,534	90	229	1,853	122	270	2,245
MANUFACTURE OF FURNITURE; MANUFACTURING N.E.C.	162	39,408	33,061	72,469	1,830	2,111	76,409	3,884	9,412	89,705
Manufacture of furniture; manufacturing n.e.c.....	162	39,408	33,061	72,469	1,830	2,111	76,409	3,884	9,412	89,705
T O T A L	923	1,156,565	1,352,377	2,508,941	164,873	129,536	2,803,351	98,501	300,559	3,202,411

NUMBER OF ESTABLISHMENTS AND COST OF ENERGY CONSUMED BY INDUSTRIAL GROUP
PUBLIC AND PRIVATE - 2003/2004 (1996 E.F.Y)
TABLE 4.55

I N D U S T R I A L G R O U P	NO. OF ESTABLISHMENTS BY TYPE OF ENERGY CONSUMED			TOTAL COST OF ENERGY CONSUMED (IN '000 BIRR)			
	ELECTR- ICITY	WOOD AND CHARCOAL	OTHER FUELS	ELECTRICITY	WOOD AND CHARCOAL	OTHER FUELS	TOTAL
MANUFACTURE OF FOOD PRODUCTS AND BEVERAGES.....	320	52	170	46,541	1,074	127,292	174,906
Production, processing and preserving of meat, fruit and vegetables	7	-	2	851	-	858	1,708
Manufacture of vegetable and animal oils and fats...	27	5	22	3,425	80	1,622	5,128
Manufacture of dairy products	3	-	1	752	-	448	1,201
Manufacture of grain mill products	75	1	45	9,807	32	722	10,561
Manufacture of prepared animal feeds	4	-	-	261	-	-	261
Manufacture of bakery products	141	43	53	6,352	627	1,520	8,499
Manufacture of sugar and sugar confectionery	12	1	8	6,086	1	94,140	100,228
Manufacture of macaroni and spaghetti.....	6	-	4	3,471	-	1,133	4,604
Manufacture of food products n.e.c.	12	2	9	2,148	333	892	3,372
Distilling, rectifying and blending of spirits	9	-	3	436	-	863	1,300
Manufacture of wines	1	-	1	179	-	545	724
Manufacture of malt liquors and malt	8	-	7	7,732	-	20,018	27,750
Manufacture of soft drinks & production of mineral waters	15	-	15	5,040	-	4,530	9,570
MANUFACTURE OF TOBACCO PRODUCTS	1	-	1	569	-	513	1,082
Manufacture of tobacco products.....	1	-	1	569	-	513	1,082
MANUFACTURE OF TEXTILES	38	-	31	34,607	-	25,649	60,256
Spinning, weaving and finishing of textiles	28	-	24	33,369	-	25,463	58,832
Manufacture of cordage, rope, twine and netting	2	-	2	1,183	-	172	1,355
Knitting mills	8	-	5	55	-	14	69
MANUFACTURE OF WEARING APPAREL, EXCEPT FUR APPAREL....	36	1	16	557	1	180	737
Manufacture of wearing apparel except fur apparel...	36	1	16	557	1	180	737
TANNING AND DRESSING OF LEATHER; MANUFACTURE OF FOOTWEAR, LUGGAGE AND HANDBAGS	65	1	40	8,250	-	3,935	12,185
Tanning and dressing of leather,luggage and handbags	17	1	12	3,237	-	3,516	6,754
Manufacture of footwear.....	48	-	28	5,013	-	419	5,432
MANUFACTURE OF WOOD AND OF PRODUCTS OF WOOD AND CORK, EXCEPT FURNITURE	19	2	18	2,441	12	2,735	5,187
Manufacture of wood and of products of wood and cork, except furniture.....	19	2	18	2,441	12	2,735	5,187
MANUFACTURE OF PAPER, PAPER PRODUCTS AND PRINTING....	97	1	60	8,603	2	8,717	17,322
Manufacture of paper and paper products.....	6	-	6	6,967	-	7,987	14,955
Publishing and printing services.....	91	1	54	1,636	2	729	2,367
MANUFACTURE OF CHEMICALS AND CHEMICAL PRODUCTS.....	44	3	30	6,427	27	10,116	16,570
Manufacture of basic chemicals, except fertilizers and nitrogen compounds.....	7	-	7	2,363	-	7,163	9,526
Manufacture of paints, varnishes and mastics	8	-	5	387	-	78	465

NUMBER OF ESTABLISHMENTS AND COST OF ENERGY CONSUMED BY INDUSTRIAL GROUP
PUBLIC AND PRIVATE - 2003/2004 (1996 E.F.Y)
TABLE 4.55 (Contd..)

I N D U S T R I A L G R O U P	NO. OF ESTABLISHMENTS BY TYPE OF ENERGY CONSUMED			TOTAL COST OF ENERGY CONSUMED (IN '000 BIRR)			
	ELECTR- ICITY	WOOD AND CHARCOAL	OTHER FUELS	ELECTRICITY	WOOD AND CHARCOAL	OTHER FUELS	TOTAL
Manufacture of pharmaceuticals, medicinal chemicals and botanical products.....	7	-	4	2,124	-	551	2,676
Manufacture of soap and detergents cleaning and polishing, perfumes and toilet preparations.....	17	3	10	1,358	27	2,278	3,663
Manufacture of chemical products n.e.c.	5	-	4	195	-	46	241
MANUFACTURE OF RUBBER AND PLASTIC PROCDUCTS.....	42	-	28	13,563	-	11,216	24,779
Manufacture of rubber products.....	4	-	3	3,437	-	10,102	13,540
Manufacture of plastic products.....	38	-	25	10,126	-	1,114	11,239
MANUFACTURE OF OTHER NON-METALLIC MINERAL PRODUCTS ...	117	4	87	47,551	199	210,565	258,314
Manufacture of glass and glass products.....	2	-	1	4,452	-	158	4,610
Manufacture of structural clay products	4	1	4	756	112	3,162	4,030
Manufacture of cement, lime and plaster	8	2	8	39,202	85	205,877	245,164
Manufacture of articles of concrete, cement and plaster	88	1	57	1,093	2	663	1,758
Manufacture of non-metallic mineral products n.e.c..	15	-	17	2,048	-	705	2,753
MANUFACTURE OF BASIC IRON AND STEEL.....	13	-	9	5,015	-	2,396	7,411
Manufacture of basic iron and steel.....	13	-	9	5,015	-	2,396	7,411
MANUFACTURE OF FABRICATED METAL PRODUCTS EXCEPT MACHINERY AND EQUIPMENT	78	2	52	3,900	4	5,140	9,043
Manufacture of structural metal products, tanks, reservoirs and containers of metal	46	-	29	1,136	-	2,057	3,193
Manufacture of cutlery, hand tools and general hardware	9	2	5	513	4	154	671
Manufacture of other fabricated metal products	23	-	18	2,251	-	2,929	5,180
MANUFACTURE OF MACHINERY AND EQUIPMENT N.E.C.	11	-	9	137	-	67	204
Manufacture of pumps, compressors, taps and valves..	-	-	-	-	-	-	-
Manufacture of ovens, furnaces and furnace burners..	5	-	4	94	-	26	120
Manufacture of other general purpose machinery.....	-	-	-	-	-	-	-
Manufacture of machinery for food and beverage processing	5	-	4	26	-	13	39
Manufacture of accumulators, primary cells and and primary batteries	1	-	1	17	-	28	45
MANUFACTURE OF MOTOR VEHICLES, TRAILERS & SEMI-TRAILERS	8	1	6	1,312	41	1,083	2,436
Manufacture of bodies for motor vehicles.....	6	1	5	1,267	41	1,038	2,346
Manufacture of parts and accessories for motor vehicles and their engines.....	2	-	1	45	-	45	90
MANUFACTURE OF FURNITURE; MANUFACTURING N.E.C.	172	2	121	1,575	15	498	2,088
Manufacture of furniture; manufacturing n.e.c.....	172	2	121	1,575	15	498	2,088
T O T A L	1,061	69	678	181,047	1,374	410,101	592,521

NUMBER OF ESTABLISHMENTS AND COST OF ENERGY CONSUMED BY INDUSTRIAL GROUP
PUBLIC - 2003/2004 (1996 E.F.Y)
TABLE 4.56

I N D U S T R I A L G R O U P	NO. OF ESTABLISHMENTS BY TYPE OF ENERGY CONSUMED			TOTAL COST OF ENERGY CONSUMED (IN '000 BIRR)			
	ELECTR- ICITY	WOOD AND CHARCOAL	OTHER FUELS	ELECTRICITY	WOOD AND CHARCOAL	OTHER FUELS	TOTAL
MANUFACTURE OF FOOD PRODUCTS AND BEVERAGES.....	42	1	37	23,453	-	115,826	139,279
Production, processing and preserving of meat, fruit and vegetables	3	-	1	598	-	857	1,456
Manufacture of vegetable and animal oils and fats...	6	1	7	2,697	-	1,566	4,263
Manufacture of dairy products	1	-	-	364	-	-	364
Manufacture of grain mill products	9	-	8	2,455	-	553	3,008
Manufacture of prepared animal feeds	-	-	-	-	-	-	-
Manufacture of bakery products	6	-	5	2,186	-	305	2,491
Manufacture of sugar and sugar confectionery	4	-	4	6,062	-	94,117	100,179
Manufacture of macaroni and spaghetti.....	4	-	4	2,639	-	1,133	3,772
Manufacture of food products n.e.c.	1	-	1	140	-	475	615
Distilling, rectifying and blending of spirits	1	-	-	339	-	-	339
Manufacture of wines	1	-	1	179	-	545	724
Manufacture of malt liquors and malt	4	-	4	5,193	-	15,743	20,935
Manufacture of soft drinks & production of mineral waters	2	-	2	603	-	530	1,133
MANUFACTURE OF TOBACCO PRODUCTS	1	-	1	569	-	513	1,082
Manufacture of tobacco products.....	1	-	1	569	-	513	1,082
MANUFACTURE OF TEXTILES	19	-	16	25,063	-	17,950	43,013
Spinning, weaving and finishing of textiles	17	-	14	23,880	-	17,778	41,658
Manufacture of cordage, rope, twine and netting	2	-	2	1,183	-	172	1,355
Knitting mills	-	-	-	-	-	-	-
MANUFACTURE OF WEARING APPAREL, EXCEPT FUR APPAREL....	4	-	2	237	-	47	283
Manufacture of wearing apparel except fur apparel...	4	-	2	237	-	47	283
TANNING AND DRESSING OF LEATHER; MANUFACTURE OF FOOTWEAR, LUGGAGE AND HANDBAGS	8	-	5	2,219	-	2,061	4,281
Tanning and dressing of leather,luggage and handbags	4	-	4	1,562	-	2,059	3,621
Manufacture of footwear.....	4	-	1	657	-	2	659
MANUFACTURE OF WOOD AND OF PRODUCTS OF WOOD AND CORK, EXCEPT FURNITURE	6	1	7	2,364	12	2,720	5,096
Manufacture of wood and of products of wood and cork, except furniture.....	6	1	7	2,364	12	2,720	5,096
MANUFACTURE OF PAPER, PAPER PRODUCTS AND PRINTING.....	13	-	13	4,124	-	7,730	11,854
Manufacture of paper and paper products.....	2	-	3	3,173	-	7,383	10,556
Publishing and printing services.....	11	-	10	951	-	347	1,298
MANUFACTURE OF CHEMICALS AND CHEMICAL PRODUCTS.....	12	-	11	4,185	-	8,113	12,298
Manufacture of basic chemicals, except fertilizers and nitrogen compounds.....	5	-	5	2,077	-	7,127	9,204
Manufacture of paints, varnishes and mastics	2	-	1	308	-	27	335

NUMBER OF ESTABLISHMENTS AND COST OF ENERGY CONSUMED BY INDUSTRIAL GROUP
PUBLIC - 2003/2004 (1996 E.F.Y)
TABLE 4.56 (Contd..)

I N D U S T R I A L G R O U P	NO. OF ESTABLISHMENTS BY TYPE OF ENERGY CONSUMED			TOTAL COST OF ENERGY CONSUMED (IN '000 BIRR)			
	ELECTR- ICITY	WOOD AND CHARCOAL	OTHER FUELS	ELECTRICITY	WOOD AND CHARCOAL	OTHER FUELS	TOTAL
Manufacture of pharmaceuticals, medicinal chemicals and botanical products.....	2	-	1	1,472	-	177	1,649
Manufacture of soap and detergents cleaning and polishing, perfumes and toilet preparations.....	2	-	2	314	-	749	1,064
Manufacture of chemical products n.e.c.	1	-	2	13	-	33	46
MANUFACTURE OF RUBBER AND PLASTIC PROCDUCTS.....	4	-	2	4,212	-	9,868	14,080
Manufacture of rubber products.....	1	-	1	3,224	-	9,868	13,092
Manufacture of plastic products.....	3	-	1	987	-	1	988
MANUFACTURE OF OTHER NON-METALLIC MINERAL PRODUCTS ...	17	1	15	34,076	61	150,530	184,668
Manufacture of glass and glass products.....	1	-	1	4,447	-	158	4,605
Manufacture of structural clay products	2	-	2	675	-	3,160	3,835
Manufacture of cement, lime and plaster	5	1	5	27,421	61	147,036	174,519
Manufacture of articles of concrete, cement and plaster	7	-	5	330	-	61	391
Manufacture of non-metallic mineral products n.e.c..	2	-	2	1,202	-	116	1,318
MANUFACTURE OF BASIC IRON AND STEEL.....	3	-	2	4,019	-	169	4,188
Manufacture of basic iron and steel.....	3	-	2	4,019	-	169	4,188
MANUFACTURE OF FABRICATED METAL PRODUCTS EXCEPT MACHINERY AND EQUIPMENT	6	-	5	2,174	-	4,189	6,364
Manufacture of structural metal products, tanks, reservoirs and containers of metal	2	-	1	535	-	1,748	2,283
Manufacture of cutlery, hand tools and general hardware	2	-	2	221	-	116	337
Manufacture of other fabricated metal products	2	-	2	1,418	-	2,325	3,743
MANUFACTURE OF MACHINERY AND EQUIPMENT N.E.C.	-	-	-	-	-	-	-
Manufacture of pumps, compressors, taps and valves..	-	-	-	-	-	-	-
Manufacture of ovens, furnaces and furnace burners..	-	-	-	-	-	-	-
Manufacture of other general purpose machinery.....	-	-	-	-	-	-	-
Manufacture of machinery for food and beverage processing	-	-	-	-	-	-	-
Manufacture of accumulators, primary cells and and primary batteries	-	-	-	-	-	-	-
MANUFACTURE OF MOTOR VEHICLES, TRAILERS & SEMI-TRAILERS	2	1	1	388	41	476	905
Manufacture of bodies for motor vehicles.....	2	1	1	388	41	476	905
Manufacture of parts and accessories for motor vehicles and their engines.....	-	-	-	-	-	-	-
MANUFACTURE OF FURNITURE; MANUFACTURING N.E.C.	10	2	9	194	15	50	258
Manufacture of furniture; manufacturing n.e.c.....	10	2	9	194	15	50	258
T O T A L	147	6	126	107,278	129	320,241	427,648

NUMBER OF ESTABLISHMENTS AND COST OF ENERGY CONSUMED BY INDUSTRIAL GROUP
PRIVATE - 2003/2004 (1996 E.F.Y)
TABLE 4.57

I N D U S T R I A L G R O U P	NO. OF ESTABLISHMENTS BY TYPE OF ENERGY CONSUMED			TOTAL COST OF ENERGY CONSUMED (IN '000 BIRR)			
	ELECTR- ICITY	WOOD AND CHARCOAL	OTHER FUELS	ELECTRICITY	WOOD AND CHARCOAL	OTHER FUELS	TOTAL
MANUFACTURE OF FOOD PRODUCTS AND BEVERAGES.....	278	51	133	23,087	1,074	11,466	35,627
Production, processing and preserving of meat, fruit and vegetables	4	-	1	253	-	-	253
Manufacture of vegetable and animal oils and fats...	21	4	15	729	80	55	865
Manufacture of dairy products	2	-	1	389	-	448	837
Manufacture of grain mill products	66	1	37	7,352	32	168	7,553
Manufacture of prepared animal feeds	4	-	-	261	-	-	261
Manufacture of bakery products	135	43	48	4,166	627	1,216	6,009
Manufacture of sugar and sugar confectionery	8	1	4	25	1	23	50
Manufacture of macaroni and spaghetti.....	2	-	-	832	-	-	832
Manufacture of food products n.e.c.	11	2	8	2,008	333	416	2,757
Distilling, rectifying and blending of spirits	8	-	3	97	-	863	960
Manufacture of wines	-	-	-	-	-	-	-
Manufacture of malt liquors and malt	4	-	3	2,539	-	4,275	6,814
Manufacture of soft drinks & production of mineral waters	13	-	13	4,438	-	4,000	8,437
MANUFACTURE OF TOBACCO PRODUCTS	-	-	-	-	-	-	-
Manufacture of tobacco products.....	-	-	-	-	-	-	-
MANUFACTURE OF TEXTILES	19	-	15	9,544	-	7,699	17,243
Spinning, weaving and finishing of textiles	11	-	10	9,489	-	7,685	17,174
Manufacture of cordage, rope, twine and netting	-	-	-	-	-	-	-
Knitting mills	8	-	5	55	-	14	69
MANUFACTURE OF WEARING APPAREL, EXCEPT FUR APPAREL....	32	1	14	320	1	134	454
Manufacture of wearing apparel except fur apparel...	32	1	14	320	1	134	454
TANNING AND DRESSING OF LEATHER; MANUFACTURE OF FOOTWEAR, LUGGAGE AND HANDBAGS	57	1	35	6,031	-	1,874	7,905
Tanning and dressing of leather,luggage and handbags	13	1	8	1,676	-	1,457	3,132
Manufacture of footwear.....	44	-	27	4,355	-	417	4,772
MANUFACTURE OF WOOD AND OF PRODUCTS OF WOOD AND CORK, EXCEPT FURNITURE	13	1	11	76	-	15	92
Manufacture of wood and of products of wood and cork, except furniture.....	13	1	11	76	-	15	92
MANUFACTURE OF PAPER, PAPER PRODUCTS AND PRINTING....	84	1	47	4,479	2	987	5,468
Manufacture of paper and paper products.....	4	-	3	3,794	-	605	4,399
Publishing and printing services.....	80	1	44	685	2	382	1,069
MANUFACTURE OF CHEMICALS AND CHEMICAL PRODUCTS.....	32	3	19	2,242	27	2,004	4,273
Manufacture of basic chemicals, except fertilizers and nitrogen compounds.....	2	-	2	286	-	36	322
Manufacture of paints, varnishes and mastics	6	-	4	79	-	51	130

NUMBER OF ESTABLISHMENTS AND COST OF ENERGY CONSUMED BY INDUSTRIAL GROUP
PRIVATE - 2003/2004 (1996 E.F.Y)
TABLE 4.57 (Contd..)

I N D U S T R I A L G R O U P	NO. OF ESTABLISHMENTS BY TYPE OF ENERGY CONSUMED			TOTAL COST OF ENERGY CONSUMED (IN '000 BIRR)			
	ELECTR- ICITY	WOOD AND CHARCOAL	OTHER FUELS	ELECTRICITY	WOOD AND CHARCOAL	OTHER FUELS	TOTAL
Manufacture of pharmaceuticals, medicinal chemicals and botanical products.....	5	-	3	652	-	375	1,027
Manufacture of soap and detergents cleaning and polishing, perfumes and toilet preparations.....	15	3	8	1,044	27	1,529	2,599
Manufacture of chemical products n.e.c.	4	-	2	182	-	13	194
MANUFACTURE OF RUBBER AND PLASTIC PROCDUCTS.....	38	-	26	9,352	-	1,348	10,699
Manufacture of rubber products.....	3	-	2	213	-	235	448
Manufacture of plastic products.....	35	-	24	9,138	-	1,113	10,252
MANUFACTURE OF OTHER NON-METALLIC MINERAL PRODUCTS ...	100	3	72	13,474	138	60,035	73,646
Manufacture of glass and glass products.....	1	-	-	4	-	-	4
Manufacture of structural clay products	2	1	2	81	112	2	195
Manufacture of cement, lime and plaster	3	1	3	11,781	24	58,841	70,645
Manufacture of articles of concrete, cement and plaster	81	1	52	763	2	602	1,367
Manufacture of non-metallic mineral products n.e.c..	13	-	15	846	-	590	1,435
MANUFACTURE OF BASIC IRON AND STEEL.....	10	-	7	996	-	2,227	3,223
Manufacture of basic iron and steel.....	10	-	7	996	-	2,227	3,223
MANUFACTURE OF FABRICATED METAL PRODUCTS EXCEPT MACHINERY AND EQUIPMENT	72	2	47	1,726	4	950	2,680
Manufacture of structural metal products, tanks, reservoirs and containers of metal	44	-	28	601	-	309	909
Manufacture of cutlery, hand tools and general hardware	7	2	3	292	4	38	333
Manufacture of other fabricated metal products	21	-	16	833	-	604	1,437
MANUFACTURE OF MACHINERY AND EQUIPMENT N.E.C.	11	-	9	137	-	67	204
Manufacture of pumps, compressors, taps and valves..	-	-	-	-	-	-	-
Manufacture of ovens, furnaces and furnace burners..	5	-	4	94	-	26	120
Manufacture of other general purpose machinery.....	-	-	-	-	-	-	-
Manufacture of machinery for food and beverage processing	5	-	4	26	-	13	39
Manufacture of accumulators, primary cells and and primary batteries	1	-	1	17	-	28	45
MANUFACTURE OF MOTOR VEHICLES, TRAILERS & SEMI-TRAILERS	6	-	5	924	-	606	1,530
Manufacture of bodies for motor vehicles.....	4	-	4	879	-	562	1,441
Manufacture of parts and accessories for motor vehicles and their engines.....	2	-	1	45	-	45	90
MANUFACTURE OF FURNITURE; MANUFACTURING N.E.C.	162	-	112	1,381	-	448	1,830
Manufacture of furniture; manufacturing n.e.c.....	162	-	112	1,381	-	448	1,830
T O T A L	914	63	552	73,769	1,245	89,860	164,873

PRODUCTION OF MAJOR MANUFACTURED ARTICLES FOR REPORTING ESTABLISHMENTS
BY INDUSTRIAL GROUP - 2003/2004 (1996 E.F.Y)

TABLE 4.58

N A M E O F P R O D U C T	U N I T	QUANTITY PRODUCED	AVERAGE PRODUCER'S PRICE PER UNIT (IN BIRR)
FOOD AND BEVERAGE			
Meat	TONS	224	35,950.00
Vegetable Soup	''	715	11,740.00
Zigin and Shiro wet	''	374	25,385.00
Orange Juice	''	-	-
Marmalade	''	108	10,624.60
Tomato Paste	''	1,846	11,180.21
Milk Pasturized	H.L.	121,739	359.33
Butter and Ghee	TONS	339	31,166.67
Cheese	''	189	14,000.00
Edible Oil	''	6,931	12,722.44
Oil Cakes	''	18,958	522.87
Flour (Wheat)	''	155,692	5,741.05
Flour (Others)	''	293	2,547.47
Fafa, Dube, Edget, Meten	''	18,481	9,358.74
Macaroni and Pasta	''	36,208	4,529.49
Biscuits	''	7,361	25,100.67
Galetta	''	2,527	5,213.60
Bread	''	19,520	4,356.23
Coffee(milled)	''	259	21,833.33
Sugar	''	198,762	4,663.23
Tea	''	5,976	13,223.13
Molasses	''	35,749	280.55
Sweets	''	1,460	7,742.53
Animal Feed	''	5,800	112,268.57
Beer	H.L	1,246,965	607.26
Wine	''	40,107	1,861.00
Liquors	''	48,002	1,768.43
Alcohol	''	7,211	1,261.25
Lemonade	''	1,052,348	1,826.00
Mineral Water	''	398,844	306.20
Malt	TONS	15,256	4,313.70
TOBACCO			
Cigarettes	('000 PCS)	2,778,827	86.14
TEXTILES			
Lint Cotton	TONS	-	-
Cotton Fabrics	('000 SQ.M)	43,594	6,417.24
Nylon Fabrics	''	1,328	7,724.00
Acrylic Yarn	TONS	5,164	26,535.00
Cotton Yarn	''	5,487	19,351.67
Woolen Fabrics	SQ.M	-	-
Blanket (Woolen)	('000 SQ.M)	2,260	20,445.00
Blanket (Waste Cotton)	PCS	90,311	65.25
Blanket (Others)	PCS	254,912	94.79
Bed sheet	PCS	24,760	43.81
Shirts	DOZEN	13,975	571.80
Carpets	SQ.M	7,070	242.81
Gunny Bags	TONS	3,315	8,328.57
Hosieries	DOZEN	33,744	53.84
Wearing Apparel (Except Leather)	''	273,642	1,959.01
Wearing Apparel (Leather)	PCS	61,386	693.98
Sweater	DOZEN	2,865	435.45
Sewing Thread	TONS	37	33,725.00
Embroidery Thread	''	1	36,200.00
Jano Thread	''	-	77,170.00

PRODUCTION OF MAJOR MANUFACTURED ARTICLES FOR REPORTING ESTABLISHMENTS
BY INDUSTRIAL GROUP - 2003/2004 (1996 E.F.Y)

TABLE 4.58 (contd.)

N A M E O F P R O D U C T	U N I T	QUANTITY PRODUCED	AVERAGE PRODUCES PRICE PER UNIT
LEATHER AND FOOTWEAR			
Leather Shoes and Boots	PAIRS	1,081,488	64.98
Canvas and Rubber Shoes	''	143,396	53.26
Plastic Footwear	''	8,352,492	9.33
Leather Upper and Linning	('000 SQ.M)	739	37,900.00
Leather Sole	PAIRS	3,219	13.39
Semi Processed Skins	('000 PCS)	11,736	32,346.55
Leather Garment	('000 SQ.FT.)	8,972	9,442.00
Plastic Sole	PAIRS	3,486,978	10.96
Crust Hides and Wet Blue Hides	('000 SQ.FT.)	11,067	7,208.33
WOOD			
Timber	CUB. M	7,219	1,255.69
Plywood	''	-	-
Particle Board	''	7,950	2,542.71
PAPER AND PRINTING			
Paper	TONS	8,411	10,489.88
Boxing Paper	TONS	4,274	7,733.19
CHEMICAL			
Foam	CUB. M	72,478	646.35
Soap	TONS	14,975	47,635.80
Carbon Dioxide	''	950	4,130.00
Oxygen	CUB.M	262,047	13.99
Plastic Crates	('000 PCS)	185	36,085.00
Paints	('000 LTR)	8,950	30,601.94
Vaseline	TONS	259	18,457.78
Paraffine	TONS	838	36,425.00
Varnishes and Lacquers	('000 LTR)	23	16,625.00
Capsules	('000 PCS)	173,864	318.89
Tablets	''	201,260	870.00
Antibiotics	''	-	-
Syrup	('000 LTR)	24,684	2,670.00
Ointment	TONS	-	-
Injection of 100 A	('000 PCS)	214	15,550.00
Tyres	PCS	181,725	862.23
Tubes	''	90,817	292.86
Electric Wires	('000 METERS)	19,917	5,385.00
Polythelene Products	TONS	11,436	64,369.13
Candles	''	437	12,465.45
Ball Pen	('000 PCS)	-	-
NON-METALLIC MINERAL PRODUCTS			
Cement	TONS	1,415,187	12,821.90
Cement Blocks	('000 PCS)	10,400	2,516.63
Cement Tubes	('000 PCS)	204	32,498.54
Cement Floor Tiles	SQ.M	245,696	43.21
Bricks of Clay	('000 PCS)	14,334	1,187.00
Lime	TONS	15,679	19,301.43
Glasses	('000 PCS)	-	-
Gravel	CUB. M	104,134	96.57
Marble	SQ.M.	344,452	400.21
Glass Bottles	('000 PCS)	16,658	1,835.00
METAL			
Iron Bars	TONS	10,773	7,677.82
Wires	''	891	10,608.61
Nails	''	8,664	7,013.60
Iron Sheets	''	70,760	15,197.40
Crown Cork	('000 GROSS)	4,498	6,640.00
Motor Vehicle Spring	TONS	469	11,440.00
Metalic Door	SQ.M.	9,073	323.85
Metalic Windows	SQ.M.	5,877	246.31

NUMBER OF ESTABLISHMENTS AND TOTAL REVENUE FROM SALES BY INDUSTRIAL GROUP
PUBLIC AND PRIVATE - 2003/2004 (1996 E.F.Y)
TABLE 4.59

I N D U S T R I A L G R O U P	NO. OF ESTABLISHMENTS			REVENUE FROM SALES (IN '000 BIRR)		
	PUBLIC	PRIVATE	TOTAL	PUBLIC	PRIVATE	TOTAL
MANUFACTURE OF FOOD PRODUCTS AND BEVERAGES.....	43	279	322	2,562,882	1,363,409	3,926,291
Production, processing and preserving of meat, fruit and vegetables	3	5	8	32,585	17,708	50,293
Manufacture of vegetable and animal oils and fats...	7	21	28	79,773	20,041	99,815
Manufacture of dairy products	1	2	3	19,865	39,128	58,993
Manufacture of grain mill products	9	66	75	221,150	279,217	500,367
Manufacture of prepared animal feeds	-	4	4	-	12,895	12,895
Manufacture of bakery products	6	135	141	44,090	153,410	197,500
Manufacture of sugar and sugar confectionery	4	8	12	1,298,283	1,870	1,300,153
Manufacture of macaroni and spaghetti.....	4	2	6	154,257	27,351	181,608
Manufacture of food products n.e.c.	1	11	12	14,129	85,348	99,477
Distilling, rectifying and blending of spirits	1	8	9	59,033	31,791	90,824
Manufacture of wines	1	-	1	45,472	-	45,472
Manufacture of malt liquors and malt	4	4	8	524,063	246,887	770,950
Manufacture of soft drinks & production of mineral waters	2	13	15	70,182	447,762	517,943
MANUFACTURE OF TOBACCO PRODUCTS	1	-	1	291,438	-	291,438
Manufacture of tobacco products.....	1	-	1	291,438	-	291,438
MANUFACTURE OF TEXTILES	19	19	38	569,551	350,870	920,421
Spinning, weaving and finishing of textiles	17	11	28	518,828	348,422	867,250
Manufacture of cordage, rope, twine and netting	2	-	2	50,723	-	50,723
Knitting mills	-	8	8	-	2,448	2,448
MANUFACTURE OF WEARING APPAREL, EXCEPT FUR APPAREL....	4	33	37	25,925	47,193	73,118
Manufacture of wearing apparel except fur apparel...	4	33	37	25,925	47,193	73,118
TANNING AND DRESSING OF LEATHER; MANUFACTURE OF FOOTWEAR, LUGGAGE AND HANDBAGS	8	57	65	298,139	489,148	787,288
Tanning and dressing of leather,luggage and handbags	4	13	17	232,710	360,992	593,701
Manufacture of footwear.....	4	44	48	65,430	128,157	193,587
MANUFACTURE OF WOOD AND OF PRODUCTS OF WOOD AND CORK, EXCEPT FURNITURE	7	13	20	55,535	2,576	58,111
Manufacture of wood and of products of wood and cork, except furniture.....	7	13	20	55,535	2,576	58,111
MANUFACTURE OF PAPER, PAPER PRODUCTS AND PRINTING....	14	84	98	369,964	191,965	561,929
Manufacture of paper and paper products.....	3	4	7	121,701	60,615	182,317
Publishing and printing services.....	11	80	91	248,263	131,350	379,613
MANUFACTURE OF CHEMICALS AND CHEMICAL PRODUCTS.....	13	33	46	308,706	369,237	677,943
Manufacture of basic chemicals, except fertilizers and nitrogen compounds.....	5	2	7	49,469	10,162	59,631
Manufacture of paints, varnishes and mastics	2	6	8	66,717	124,648	191,364

NUMBER OF ESTABLISHMENTS AND TOTAL REVENUE FROM SALES BY INDUSTRIAL GROUP
PUBLIC AND PRIVATE - 2003/2004 (1996 E.F.Y)
TABLE 4.59 (Contd..)

I N D U S T R I A L G R O U P	N O . O F E S T A B L I S H M E N T S			R E V E N U E F R O M S A L E S (I N ' 0 0 0 B I R R)		
	P U B L I C	P R I V A T E	T O T A L	P U B L I C	P R I V A T E	T O T A L
Manufacture of pharmaceuticals, medicinal chemicals and botanical products.....	2	5	7	130,915	54,909	185,824
Manufacture of soap and detergents cleaning and polishing, perfumes and toilet preparations.....	2	16	18	59,631	160,222	219,853
Manufacture of chemical products n.e.c.	2	4	6	1,974	19,296	21,270
MANUFACTURE OF RUBBER AND PLASTIC PRODUCTS.....	4	38	42	236,252	315,584	551,836
Manufacture of rubber products.....	1	3	4	192,687	9,271	201,958
Manufacture of plastic products.....	3	35	38	43,565	306,313	349,878
MANUFACTURE OF OTHER NON-METALLIC MINERAL PRODUCTS ...	17	106	123	766,482	331,039	1,097,521
Manufacture of glass and glass products.....	1	1	2	26,509	248	26,757
Manufacture of structural clay products	2	2	4	14,565	512	15,077
Manufacture of cement, lime and plaster	5	3	8	668,751	246,714	915,465
Manufacture of articles of concrete, cement and plaster	7	82	89	21,725	36,246	57,970
Manufacture of non-metallic mineral products n.e.c..	2	18	20	34,932	47,320	82,252
MANUFACTURE OF BASIC IRON AND STEEL.....	3	10	13	239,356	509,533	748,889
Manufacture of basic iron and steel.....	3	10	13	239,356	509,533	748,889
MANUFACTURE OF FABRICATED METAL PRODUCTS EXCEPT MACHINERY AND EQUIPMENT	6	72	78	140,319	141,287	281,606
Manufacture of structural metal products, tanks, reservoirs and containers of metal	2	44	46	44,342	62,447	106,789
Manufacture of cutlery, hand tools and general hardware	2	7	9	21,163	27,267	48,430
Manufacture of other fabricated metal products	2	21	23	74,813	51,573	126,386
MANUFACTURE OF MACHINERY AND EQUIPMENT N.E.C.	-	11	11	-	14,065	14,065
Manufacture of pumps, compressors, taps and valves..	-	-	-	-	-	-
Manufacture of ovens, furnaces and furnace burners..	-	5	5	-	11,514	11,514
Manufacture of other general purpose machinery.....	-	-	-	-	-	-
Manufacture of machinery for food and beverage processing	-	5	5	-	1,569	1,569
Manufacture of accumulators, primary cells and and primary batteries	-	1	1	-	983	983
MANUFACTURE OF MOTOR VEHICLES, TRAILERS & SEMI-TRAILERS	2	6	8	116,942	104,838	221,781
Manufacture of bodies for motor vehicles.....	2	4	6	116,942	103,193	220,136
Manufacture of parts and accessories for motor vehicles and their engines.....	-	2	2	-	1,645	1,645
MANUFACTURE OF FURNITURE; MANUFACTURING N.E.C.	10	162	172	9,790	148,584	158,375
Manufacture of furniture; manufacturing n.e.c.....	10	162	172	9,790	148,584	158,375
T O T A L	151	923	1,074	5,991,280	4,379,331	10,370,611

REVENUE FROM SALES BY SOURCE AND INDUSTRIAL GROUP - PUBLIC AND PRIVATE

2003/2004 (1996 E.F.Y)

TABLE 4.60

(IN '000 BIRR)

I N D U S T R I A L G R O U P	R E V E N U E F R O M S A L E S		
	L O C A L	E X P O R T	T O T A L
MANUFACTURE OF FOOD PRODUCTS AND BEVERAGES.....	3,803,066	123,225	3,926,291
Production, processing and preserving of meat, fruit and vegetables	50,293	-	50,293
Manufacture of vegetable and animal oils and fats...	99,815	-	99,815
Manufacture of dairy products	58,993	-	58,993
Manufacture of grain mill products	500,033	334	500,367
Manufacture of prepared animal feeds	12,895	-	12,895
Manufacture of bakery products	197,500	-	197,500
Manufacture of sugar and sugar confectionery	1,203,513	96,640	1,300,153
Manufacture of macaroni and spaghetti.....	181,608	-	181,608
Manufacture of food products n.e.c.	74,880	24,598	99,477
Distilling, rectifying and blending of spirits	90,824	-	90,824
Manufacture of wines	45,182	291	45,472
Manufacture of malt liquors and malt	769,850	1,100	770,950
Manufacture of soft drinks & production of mineral waters	517,681	262	517,943
MANUFACTURE OF TOBACCO PRODUCTS	291,438	-	291,438
Manufacture of tobacco products.....	291,438	-	291,438
MANUFACTURE OF TEXTILES	814,680	105,742	920,421
Spinning, weaving and finishing of textiles	761,509	105,742	867,250
Manufacture of cordage, rope, twine and netting	50,723	-	50,723
Knitting mills	2,448	-	2,448
MANUFACTURE OF WEARING APPAREL, EXCEPT FUR APPAREL....	72,170	949	73,118
Manufacture of wearing apparel except fur apparel...	72,170	949	73,118
TANNING AND DRESSING OF LEATHER; MANUFACTURE OF FOOTWEAR, LUGGAGE AND HANDBAGS	284,458	502,830	787,288
Tanning and dressing of leather,luggage and handbags	92,223	501,478	593,701
Manufacture of footwear.....	192,235	1,351	193,587
MANUFACTURE OF WOOD AND OF PRODUCTS OF WOOD AND CORK, EXCEPT FURNITURE	58,111	-	58,111
Manufacture of wood and of products of wood and cork, except furniture.....	58,111	-	58,111
MANUFACTURE OF PAPER, PAPER PRODUCTS AND PRINTING....	561,929	-	561,929
Manufacture of paper and paper products.....	182,317	-	182,317
Publishing and printing services.....	379,613	-	379,613
MANUFACTURE OF CHEMICALS AND CHEMICAL PRODUCTS.....	677,438	505	677,943
Manufacture of basic chemicals, except fertilizers and nitrogen compounds.....	59,631	-	59,631
Manufacture of paints, varnishes and mastics	191,364	-	191,364

REVENUE FROM SALES BY SOURCE AND INDUSTRIAL GROUP - PUBLIC AND PRIVATE
2003/2004 (1996 E.F.Y)

TABLE 4.60 (Contd..)

(IN '000 BIRR)

I N D U S T R I A L G R O U P	R E V E N U E F R O M S A L E S		
	L O C A L	E X P O R T	T O T A L
Manufacture of pharmaceuticals, medicinal chemicals and botanical products.....	185,824	-	185,824
Manufacture of soap and detergents cleaning and polishing, perfumes and toilet preparations.....	219,853	-	219,853
Manufacture of chemical products n.e.c.	20,765	505	21,270
MANUFACTURE OF RUBBER AND PLASTIC PROCDUCTS.....	551,836	-	551,836
Manufacture of rubber products.....	201,958	-	201,958
Manufacture of plastic products.....	349,878	-	349,878
MANUFACTURE OF OTHER NON-METALLIC MINERAL PRODUCTS ...	1,096,730	790	1,097,521
Manufacture of glass and glass products.....	26,757	-	26,757
Manufacture of structural clay products	15,077	-	15,077
Manufacture of cement, lime and plaster	915,465	-	915,465
Manufacture of articles of concrete, cement and plaster	57,970	-	57,970
Manufacture of non-metallic mineral products n.e.c..	81,461	790	82,252
MANUFACTURE OF BASIC IRON AND STEEL.....	748,889	-	748,889
Manufacture of basic iron and steel.....	748,889	-	748,889
MANUFACTURE OF FABRICATED METAL PRODUCTS EXCEPT MACHINERY AND EQUIPMENT	281,228	378	281,606
Manufacture of structural metal products, tanks, reservoirs and containers of metal	106,411	378	106,789
Manufacture of cutlery, hand tools and general hardware	48,430	-	48,430
Manufacture of other fabricated metal products	126,386	-	126,386
MANUFACTURE OF MACHINERY AND EQUIPMENT N.E.C.	14,065	-	14,065
Manufacture of pumps, compressors, taps and valves..	-	-	-
Manufacture of ovens, furnaces and furnace burners..	11,514	-	11,514
Manufacture of other general purpose machinery.....	-	-	-
Manufacture of machinery for food and beverage processing	1,569	-	1,569
Manufacture of accumulators, primary cells and and primary battries	983	-	983
MANUFACTURE OF MOTOR VEHICLES,TRAILERS & SEMI-TRAILERS	221,781	-	221,781
Manufacture of bodies for motor vehicles.....	220,136	-	220,136
Manufacture of parts and accessories for motor vehicles and their engines.....	1,645	-	1,645
MANUFACTURE OF FURNITURE; MANUFACTURING N.E.C.	158,375	-	158,375
Manufacture of furniture; manufacturing n.e.c.....	158,375	-	158,375
T O T A L	9,636,193	734,418	10,370,611

REVENUE FROM SALES BY SOURCE AND INDUSTRIAL GROUP - PUBLIC
2003/2004 (1996 E.F.Y)

TABLE 4.61

(IN '000 BIRR)

I N D U S T R I A L G R O U P	R E V E N U E F R O M S A L E S		
	L O C A L	E X P O R T	T O T A L
MANUFACTURE OF FOOD PRODUCTS AND BEVERAGES.....	2,459,429	103,453	2,562,882
Production, processing and preserving of meat, fruit and vegetables	32,585	-	32,585
Manufacture of vegetable and animal oils and fats...	79,773	-	79,773
Manufacture of dairy products	19,865	-	19,865
Manufacture of grain mill products	220,816	334	221,150
Manufacture of prepared animal feeds	-	-	-
Manufacture of bakery products	44,090	-	44,090
Manufacture of sugar and sugar confectionery	1,201,642	96,640	1,298,283
Manufacture of macaroni and spaghetti.....	154,257	-	154,257
Manufacture of food products n.e.c.	8,939	5,190	14,129
Distilling, rectifying and blending of spirits	59,033	-	59,033
Manufacture of wines	45,182	291	45,472
Manufacture of malt liquors and malt	523,327	736	524,063
Manufacture of soft drinks & production of mineral waters	69,919	262	70,182
MANUFACTURE OF TOBACCO PRODUCTS	291,438	-	291,438
Manufacture of tobacco products.....	291,438	-	291,438
MANUFACTURE OF TEXTILES	473,631	95,920	569,551
Spinning, weaving and finishing of textiles	422,907	95,920	518,828
Manufacture of cordage, rope, twine and netting	50,723	-	50,723
Knitting mills	-	-	-
MANUFACTURE OF WEARING APPAREL, EXCEPT FUR APPAREL....	25,032	893	25,925
Manufacture of wearing apparel except fur apparel...	25,032	893	25,925
TANNING AND DRESSING OF LEATHER; MANUFACTURE OF FOOTWEAR, LUGGAGE AND HANDBAGS	122,396	175,744	298,139
Tanning and dressing of leather,luggage and handbags	58,317	174,392	232,710
Manufacture of footwear.....	64,079	1,351	65,430
MANUFACTURE OF WOOD AND OF PRODUCTS OF WOOD AND CORK, EXCEPT FURNITURE	55,535	-	55,535
Manufacture of wood and of products of wood and cork, except furniture.....	55,535	-	55,535
MANUFACTURE OF PAPER, PAPER PRODUCTS AND PRINTING....	369,964	-	369,964
Manufacture of paper and paper products.....	121,701	-	121,701
Publishing and printing services.....	248,263	-	248,263
MANUFACTURE OF CHEMICALS AND CHEMICAL PRODUCTS.....	308,201	505	308,706
Manufacture of basic chemicals, except fertilizers and nitrogen compounds.....	49,469	-	49,469
Manufacture of paints, varnishes and mastics	66,717	-	66,717

REVENUE FROM SALES BY SOURCE AND INDUSTRIAL GROUP - PUBLIC
2003/2004 (1996 E.F.Y)
TABLE 4.61 (Contd..)

(IN '000 BIRR)

I N D U S T R I A L G R O U P	R E V E N U E F R O M S A L E S		
	L O C A L	E X P O R T	T O T A L
Manufacture of pharmaceuticals, medicinal chemicals and botanical products.....	130,915	-	130,915
Manufacture of soap and detergents cleaning and polishing, perfumes and toilet preparations.....	59,631	-	59,631
Manufacture of chemical products n.e.c.	1,469	505	1,974
MANUFACTURE OF RUBBER AND PLASTIC PROCDUCTS.....	236,252	-	236,252
Manufacture of rubber products.....	192,687	-	192,687
Manufacture of plastic products.....	43,565	-	43,565
MANUFACTURE OF OTHER NON-METALLIC MINERAL PRODUCTS ...	766,482	-	766,482
Manufacture of glass and glass products.....	26,509	-	26,509
Manufacture of structural clay products	14,565	-	14,565
Manufacture of cement, lime and plaster	668,751	-	668,751
Manufacture of articles of concrete, cement and plaster	21,725	-	21,725
Manufacture of non-metallic mineral products n.e.c..	34,932	-	34,932
MANUFACTURE OF BASIC IRON AND STEEL.....	239,356	-	239,356
Manufacture of basic iron and steel.....	239,356	-	239,356
MANUFACTURE OF FABRICATED METAL PRODUCTS EXCEPT MACHINERY AND EQUIPMENT	140,319	-	140,319
Manufacture of structural metal products, tanks, reservoirs and containers of metal	44,342	-	44,342
Manufacture of cutlery, hand tools and general hardware	21,163	-	21,163
Manufacture of other fabricated metal products	74,813	-	74,813
MANUFACTURE OF MACHINERY AND EQUIPMENT N.E.C.	-	-	-
Manufacture of pumps, compressors, taps and valves..	-	-	-
Manufacture of ovens, furnaces and furnace burners..	-	-	-
Manufacture of other general purpose machinery.....	-	-	-
Manufacture of machinery for food and beverage processing	-	-	-
Manufacture of accumulators, primary cells and and primary battries	-	-	-
MANUFACTURE OF MOTOR VEHICLES,TRAILERS & SEMI-TRAILERS	116,942	-	116,942
Manufacture of bodies for motor vehicles.....	116,942	-	116,942
Manufacture of parts and accessories for motor vehicles and their engines.....	-	-	-
MANUFACTURE OF FURNITURE; MANUFACTURING N.E.C.	9,790	-	9,790
Manufacture of furniture; manufacturing n.e.c.....	9,790	-	9,790
T O T A L	5,614,765	376,515	5,991,280

REVENUE FROM SALES BY SOURCE AND INDUSTRIAL GROUP - PRIVATE

2003/2004 (1996 E.F.Y)

TABLE 4.62

(IN '000 BIRR)

I N D U S T R I A L G R O U P	R E V E N U E F R O M S A L E S		
	L O C A L	E X P O R T	T O T A L
MANUFACTURE OF FOOD PRODUCTS AND BEVERAGES.....	1,343,637	19,772	1,363,409
Production, processing and preserving of meat, fruit and vegetables	17,708	-	17,708
Manufacture of vegetable and animal oils and fats...	20,041	-	20,041
Manufacture of dairy products	39,128	-	39,128
Manufacture of grain mill products	279,217	-	279,217
Manufacture of prepared animal feeds	12,895	-	12,895
Manufacture of bakery products	153,410	-	153,410
Manufacture of sugar and sugar confectionery	1,870	-	1,870
Manufacture of macaroni and spaghetti.....	27,351	-	27,351
Manufacture of food products n.e.c.	65,940	19,408	85,348
Distilling, rectifying and blending of spirits	31,791	-	31,791
Manufacture of wines	-	-	-
Manufacture of malt liquors and malt	246,523	364	246,887
Manufacture of soft drinks & production of mineral waters	447,762	-	447,762
MANUFACTURE OF TOBACCO PRODUCTS	-	-	-
Manufacture of tobacco products.....	-	-	-
MANUFACTURE OF TEXTILES	341,049	9,821	350,870
Spinning, weaving and finishing of textiles	338,601	9,821	348,422
Manufacture of cordage, rope, twine and netting	-	-	-
Knitting mills	2,448	-	2,448
MANUFACTURE OF WEARING APPAREL, EXCEPT FUR APPAREL....	47,138	56	47,193
Manufacture of wearing apparel except fur apparel...	47,138	56	47,193
TANNING AND DRESSING OF LEATHER; MANUFACTURE OF FOOTWEAR, LUGGAGE AND HANDBAGS	162,063	327,086	489,148
Tanning and dressing of leather,luggage and handbags	33,906	327,086	360,992
Manufacture of footwear.....	128,157	-	128,157
MANUFACTURE OF WOOD AND OF PRODUCTS OF WOOD AND CORK, EXCEPT FURNITURE	2,576	-	2,576
Manufacture of wood and of products of wood and cork, except furniture.....	2,576	-	2,576
MANUFACTURE OF PAPER, PAPER PRODUCTS AND PRINTING....	191,965	-	191,965
Manufacture of paper and paper products.....	60,615	-	60,615
Publishing and printing services.....	131,350	-	131,350
MANUFACTURE OF CHEMICALS AND CHEMICAL PRODUCTS.....	369,237	-	369,237
Manufacture of basic chemicals, except fertilizers and nitrogen compounds.....	10,162	-	10,162
Manufacture of paints, varnishes and mastics	124,648	-	124,648

REVENUE FROM SALES BY SOURCE AND INDUSTRIAL GROUP - PRIVATE
2003/2004 (1996 E.F.Y)
TABLE 4.62 (Contd..)

(IN '000 BIRR)

I N D U S T R I A L G R O U P	R E V E N U E F R O M S A L E S		
	L O C A L	E X P O R T	T O T A L
Manufacture of pharmaceuticals, medicinal chemicals and botanical products.....	54,909	-	54,909
Manufacture of soap and detergents cleaning and polishing, perfumes and toilet preparations.....	160,222	-	160,222
Manufacture of chemical products n.e.c.	19,296	-	19,296
MANUFACTURE OF RUBBER AND PLASTIC PRODUCTS.....	315,584	-	315,584
Manufacture of rubber products.....	9,271	-	9,271
Manufacture of plastic products.....	306,313	-	306,313
MANUFACTURE OF OTHER NON-METALLIC MINERAL PRODUCTS ...	330,249	790	331,039
Manufacture of glass and glass products.....	248	-	248
Manufacture of structural clay products	512	-	512
Manufacture of cement, lime and plaster	246,714	-	246,714
Manufacture of articles of concrete, cement and plaster	36,246	-	36,246
Manufacture of non-metallic mineral products n.e.c..	46,529	790	47,320
MANUFACTURE OF BASIC IRON AND STEEL.....	509,533	-	509,533
Manufacture of basic iron and steel.....	509,533	-	509,533
MANUFACTURE OF FABRICATED METAL PRODUCTS EXCEPT MACHINERY AND EQUIPMENT	140,909	378	141,287
Manufacture of structural metal products, tanks, reservoirs and containers of metal	62,069	378	62,447
Manufacture of cutlery, hand tools and general hardware	27,267	-	27,267
Manufacture of other fabricated metal products	51,573	-	51,573
MANUFACTURE OF MACHINERY AND EQUIPMENT N.E.C.	14,065	-	14,065
Manufacture of pumps, compressors, taps and valves..	-	-	-
Manufacture of ovens, furnaces and furnace burners..	11,514	-	11,514
Manufacture of other general purpose machinery.....	-	-	-
Manufacture of machinery for food and beverage processing	1,569	-	1,569
Manufacture of accumulators, primary cells and and primary batteries	983	-	983
MANUFACTURE OF MOTOR VEHICLES, TRAILERS & SEMI-TRAILERS	104,838	-	104,838
Manufacture of bodies for motor vehicles.....	103,193	-	103,193
Manufacture of parts and accessories for motor vehicles and their engines.....	1,645	-	1,645
MANUFACTURE OF FURNITURE; MANUFACTURING N.E.C.	148,584	-	148,584
Manufacture of furniture; manufacturing n.e.c.....	148,584	-	148,584
T O T A L	4,021,428	357,904	4,379,331

ADVERTISING EXPENSE OF REPORTING ESTABLISHMENTS BY INDUSTRIAL GROUP

2003/2004 (1996 E.F.Y)

Table 4.63

(IN '000 BIRR)

I N D U S T R I A L G R O U P	ADVERTISING EXPENSE		
	PUBLIC	PRIVATE	TOTAL
MANUFACTURE OF FOOD PRODUCTS AND BEVERAGES.....	11,785,240	22,254,679	34,039,919
Production, processing and preserving of meat, fruit and vegetables	147,940	455	148,395
Manufacture of vegetable and animal oils and fats...	122,983	230	123,213
Manufacture of dairy products	689	175,508	176,197
Manufacture of grain mill products	234,078	305,861	539,939
Manufacture of prepared animal feeds	-	42,102	42,102
Manufacture of bakery products	91,080	511,881	602,961
Manufacture of sugar and sugar confectionery	1,153,466	-	1,153,466
Manufacture of macaroni and spaghetti.....	638,965	899	639,864
Manufacture of food products n.e.c.	26,652	313,999	340,651
Distilling, rectifying and blending of spirits	47,757	418,115	465,872
Manufacture of wines	419,168	-	419,168
Manufacture of malt liquors and malt	8,486,889	9,641,362	18,128,251
Manufacture of soft drinks & production of mineral waters	415,573	10,844,267	11,259,840
MANUFACTURE OF TOBACCO PRODUCTS	103,912	-	103,912
Manufacture of tobacco products.....	103,912	-	103,912
MANUFACTURE OF TEXTILES	1,213,319	159,997	1,373,316
Spinning, weaving and finishing of textiles	1,120,027	152,827	1,272,854
Manufacture of cordage, rope, twine and netting	93,292	-	93,292
Knitting mills	-	7,170	7,170
MANUFACTURE OF WEARING APPAREL, EXCEPT FUR APPAREL....	84,858	115,942	200,800
Manufacture of wearing apparel except fur apparel...	84,858	115,942	200,800
TANNING AND DRESSING OF LEATHER; MANUFACTURE OF FOOTWEAR, LUGGAGE AND HANDBAGS	353,188	690,497	1,043,685
Tanning and dressing of leather, luggage and handbags	189,217	226,930	416,147
Manufacture of footwear.....	163,971	463,567	627,538
MANUFACTURE OF WOOD AND OF PRODUCTS OF WOOD AND CORK, EXCEPT FURNITURE	98,829	-	98,829
Manufacture of wood and of products of wood and cork, except furniture.....	98,829	-	98,829
MANUFACTURE OF PAPER, PAPER PRODUCTS AND PRINTING	748,147	829,989	1,578,136
Manufacture of paper and paper products.....	478,210	275,321	753,531
Publishing and printing services.....	269,937	554,668	824,605
MANUFACTURE OF CHEMICALS AND CHEMICAL PRODUCTS.....	1,100,504	2,334,335	3,434,839
Manufacture of basic chemicals, except fertilizers and nitrogen compounds.....	141,985	472	142,457
Manufacture of paints, varnishes and mastics	177,918	841,989	1,019,907

ADVERTISING EXPENSE OF REPORTING ESTABLISHMENTS BY INDUSTRIAL GROUP
2003/2004 (1996 E.F.Y)
Table 4.63 (Contd..)

(IN '000 BIRR)

I N D U S T R I A L G R O U P	ADVERTISING EXPENSE		
	PUBLIC	PRIVATE	TOTAL
Manufacture of pharmaceuticals, medicinal chemicals and botanical products.....	688,438	120,056	808,494
Manufacture of soap and detergents cleaning and polishing, perfumes and toilet preparations.....	91,850	1,290,910	1,382,760
Manufacture of chemical products n.e.c.	313	80,908	81,221
MANUFACTURE OF RUBBER AND PLASTIC PRODUCTS.....	1,247,194	1,156,776	2,403,970
Manufacture of rubber products.....	1,171,431	16,219	1,187,650
Manufacture of plastic products.....	75,763	1,140,557	1,216,320
MANUFACTURE OF OTHER NON-METALLIC MINERAL PRODUCTS ...	804,409	628,127	1,432,536
Manufacture of glass and glass products.....	12,562	-	12,562
Manufacture of structural clay products	-	-	-
Manufacture of cement, lime and plaster	633,167	150,160	783,327
Manufacture of articles of concrete, cement and plaster	37,142	144,623	181,765
Manufacture of non-metallic mineral products n.e.c..	121,538	333,344	454,882
MANUFACTURE OF BASIC IRON AND STEEL.....	420,203	378,688	798,891
Manufacture of basic iron and steel.....	420,203	378,688	798,891
MANUFACTURE OF FABRICATED METAL PRODUCTS EXCEPT MACHINERY AND EQUIPMENT	210,879	204,934	415,813
Manufacture of structural metal products, tanks, reservoirs and containers of metal	86,609	33,355	119,964
Manufacture of cutlery, hand tools and general hardware	47,981	90,797	138,778
Manufacture of other fabricated metal products	76,289	80,782	157,071
MANUFACTURE OF MACHINERY AND EQUIPMENT N.E.C.	-	12,810	12,810
Manufacture of pumps, compressors, taps and valves..	-	-	-
Manufacture of ovens, furnaces and furnace burners..	-	12,810	12,810
Manufacture of other general purpose machinery.....	-	-	-
Manufacture of machinery for food and beverage processing	-	-	-
Manufacture of accumulators, primary cells and and primary batteries	-	-	-
MANUFACTURE OF MOTOR VEHICLES, TRAILERS & SEMI-TRAILERS	620,670	386,414	1,007,084
Manufacture of bodies for motor vehicles.....	620,670	376,458	997,128
Manufacture of parts and accessories for motor vehicles and their engines.....	-	9,956	9,956
MANUFACTURE OF FURNITURE; MANUFACTURING N.E.C.	45,421	702,744	748,165
Manufacture of furniture; manufacturing n.e.c.....	45,421	702,744	748,165
T O T A L	18,836,773	29,855,932	48,692,705

NUMBER OF ESTABLISHMENTS BY INDUSTRIAL GROUP - PUBLIC AND PRIVATE
1999/2000 (1992 E.F.Y) - 2003/2004 (1996 E.F.Y)
TABLE 5.1

I N D U S T R I A L G R O U P	N U M B E R O F E S T A B L I S H M E N T S				
	1992	1993	1994	1995	1996
MANUFACTURE OF FOOD PRODUCTS AND BEVERAGES.....	235	251	282	288	322
Production, processing and preserving of meat, fruit and vegetables	9	9	9	9	8
Manufacture of vegetable and animal oils and fats...	27	27	30	27	28
Manufacture of dairy products	1	2	2	3	3
Manufacture of grain mill products	50	55	60	63	75
Manufacture of prepared animal feeds	3	3	3	3	4
Manufacture of bakery products	95	104	124	127	141
Manufacture of sugar and sugar confectionery	9	8	12	10	12
Manufacture of macaroni and spaghetti.....	4	4	3	5	6
Manufacture of food products n.e.c.	9	9	9	10	12
Distilling, rectifying and blending of spirits	10	11	11	12	9
Manufacture of wines	2	2	1	2	1
Manufacture of malt liquors and malt	6	7	7	7	8
Manufacture of soft drinks & production of mineral waters	10	10	11	10	15
MANUFACTURE OF TOBACCO PRODUCTS	1	1	1	1	1
Manufacture of tobacco products.....	1	1	1	1	1
MANUFACTURE OF TEXTILES	36	35	36	38	38
Spinning, weaving and finishing of textiles	27	26	27	29	28
Manufacture of cordage, rope, twine and netting	2	2	2	2	2
Knitting mills	7	7	7	7	8
MANUFACTURE OF WEARING APPAREL, EXCEPT FUR APPAREL....	25	24	29	32	37
Manufacture of wearing apparel except fur apparel...	25	24	29	32	37
TANNING AND DRESSING OF LEATHER; MANUFACTURE OF FOOTWEAR, LUGGAGE AND HANDBAGS	53	54	52	56	65
Tanning and dressing of leather,luggage and handbags	15	17	14	15	17
Manufacture of footwear.....	38	37	38	41	48
MANUFACTURE OF WOOD AND OF PRODUCTS OF WOOD AND CORK, EXCEPT FURNITURE	16	14	21	17	20
Manufacture of wood and of products of wood and cork, except furniture.....	16	14	21	17	20
MANUFACTURE OF PAPER, PAPER PRODUCTS AND PRINTING	64	59	73	73	98
Manufacture of paper and paper products.....	7	6	7	7	7
Publishing and printing services.....	57	53	66	66	91
MANUFACTURE OF CHEMICALS AND CHEMICAL PRODUCTS.....	41	40	41	46	46
Manufacture of basic chemicals, except fertilizers and nitrogen compounds.....	4	4	5	6	7
Manufacture of paints, varnishes and mastics	8	8	9	8	8

NUMBER OF ESTABLISHMENTS BY INDUSTRIAL GROUP - PUBLIC AND PRIVATE
1999/2000 (1992 E.F.Y) - 2003/2004 (1996 E.F.Y)
TABLE 5.1 (Contd..)

I N D U S T R I A L G R O U P	N U M B E R O F E S T A B L I S H M E N T S				
	1992	1993	1994	1995	1996
Manufacture of pharmaceuticals, medicinal chemicals and botanical products.....	5	6	6	7	7
Manufacture of soap and detergents cleaning and polishing, perfumes and toilet preparations.....	18	17	16	19	18
Manufacture of chemical products n.e.c.	6	5	5	6	6
MANUFACTURE OF RUBBER AND PLASTIC PRODUCTS.....	29	32	39	41	42
Manufacture of rubber products.....	5	5	5	5	4
Manufacture of plastic products.....	24	27	34	36	38
MANUFACTURE OF OTHER NON-METALLIC MINERAL PRODUCTS ...	85	87	100	115	123
Manufacture of glass and glass products.....	3	1	2	2	2
Manufacture of structural clay products	6	8	7	6	4
Manufacture of cement, lime and plaster	7	6	8	9	8
Manufacture of articles of concrete, cement and plaster	58	61	69	80	89
Manufacture of non-metallic mineral products n.e.c..	11	11	14	18	20
MANUFACTURE OF BASIC IRON AND STEEL.....	8	10	11	10	13
Manufacture of basic iron and steel.....	8	10	11	10	13
MANUFACTURE OF FABRICATED METAL PRODUCTS EXCEPT MACHINERY AND EQUIPMENT	51	53	61	73	78
Manufacture of structural metal products, tanks, reservoirs and containers of metal	26	23	32	42	46
Manufacture of cutlery, hand tools and general hardware	8	9	12	11	9
Manufacture of other fabricated metal products	17	21	17	20	23
MANUFACTURE OF MACHINERY AND EQUIPMENT N.E.C.	15	8	8	10	11
Manufacture of pumps, compressors, taps and valves..	-	-	-	-	-
Manufacture of ovens, furnaces and furnace burners..	5	2	4	5	5
Manufacture of other general purpose machinery.....	1	-	-	-	-
Manufacture of machinery for food and beverage processing	8	5	3	4	5
Manufacture of accumulators, primary cells and and primary batteries	1	1	1	1	1
MANUFACTURE OF MOTOR VEHICLES	11	9	7	8	8
Manufacture of bodies for motor vehicles.....	10	8	6	7	6
Manufacture of parts and accessories for motor vehicles and their engines.....	1	1	1	1	2
MANUFACTURE OF FURNITURE; MANUFACTURING N.E.C.	119	121	148	158	172
Manufacture of furniture; manufacturing n.e.c.....	119	121	148	158	172
T O T A L	789	798	909	966	1,074

NUMBER OF PERSONS ENGAGED BY INDUSTRIAL GROUP - PUBLIC AND PRIVATE
1999/2000 (1992 E.F.Y) - 2003/2004 (1996 E.F.Y)
TABLE 5.2

INDUSTRIAL GROUP	NUMBER OF PERSONS ENGAGED				
	1992	1993	1994	1995	1996
MANUFACTURE OF FOOD PRODUCTS AND BEVERAGES.....	28,547	27,460	29,133	30,840	31,589
Production, processing and preserving of meat, fruit and vegetables	3,547	2,888	2,231	2,208	1,481
Manufacture of vegetable and animal oils and fats...	1,506	1,342	1,207	1,518	1,295
Manufacture of dairy products	245	435	648	628	758
Manufacture of grain mill products	3,505	3,324	3,646	3,880	4,628
Manufacture of prepared animal feeds	182	178	162	172	239
Manufacture of bakery products	3,555	3,616	4,090	4,342	4,312
Manufacture of sugar and sugar confectionery	6,479	6,123	6,930	7,528	6,951
Manufacture of macaroni and spaghetti.....	427	435	476	568	1,043
Manufacture of food products n.e.c.	803	842	813	967	1,196
Distilling, rectifying and blending of spirits	690	1,030	899	922	1,180
Manufacture of wines	566	588	534	492	462
Manufacture of malt liquors and malt	2,921	2,784	3,449	3,345	3,659
Manufacture of soft drinks & production of mineral waters	4,121	3,875	4,048	4,270	4,385
MANUFACTURE OF TOBACCO PRODUCTS	854	822	792	792	785
Manufacture of tobacco products.....	854	822	792	792	785
MANUFACTURE OF TEXTILES	23,754	24,296	22,388	21,957	22,914
Spinning, weaving and finishing of textiles	20,948	21,347	19,809	19,181	20,457
Manufacture of cordage, rope, twine and netting	2,663	2,766	2,394	2,618	2,266
Knitting mills	143	183	185	158	191
MANUFACTURE OF WEARING APPAREL, EXCEPT FUR APPAREL....	3,773	3,733	3,716	4,312	3,840
Manufacture of wearing apparel except fur apparel...	3,773	3,733	3,716	4,312	3,840
TANNING AND DRESSING OF LEATHER; MANUFACTURE OF FOOTWEAR, LUGGAGE AND HANDBAGS	7,034	7,074	6,757	7,278	7,718
Tanning and dressing of leather,luggage and handbags	3,602	3,746	3,611	3,505	3,732
Manufacture of footwear.....	3,432	3,328	3,146	3,773	3,986
MANUFACTURE OF WOOD AND OF PRODUCTS OF WOOD AND CORK, EXCEPT FURNITURE	1,138	1,035	1,329	1,694	1,639
Manufacture of wood and of products of wood and cork, except furniture.....	1,138	1,035	1,329	1,694	1,639
MANUFACTURE OF PAPER, PAPER PRODUCTS AND PRINTING	5,911	5,533	6,179	6,424	6,955
Manufacture of paper and paper products.....	1,670	1,358	1,569	1,554	1,737
Publishing and printing services.....	4,241	4,175	4,610	4,870	5,218
MANUFACTURE OF CHEMICALS AND CHEMICAL PRODUCTS.....	4,451	4,298	5,079	5,102	5,075
Manufacture of basic chemicals, except fertilizers and nitrogen compounds.....	992	1,113	1,436	1,334	1,059
Manufacture of paints, varnishes and mastics	548	510	581	611	607

NUMBER OF PERSONS ENGAGED BY INDUSTRIAL GROUP - PUBLIC AND PRIVATE
1999/2000 (1992 E.F.Y) - 2003/2004 (1996 E.F.Y)
TABLE 5.2 (Contd..)

I N D U S T R I A L G R O U P	N U M B E R O F P E R S O N S E N G A G E D				
	1992	1993	1994	1995	1996
Manufacture of pharmaceuticals, medicinal chemicals and botanical products.....	1,232	1,268	1,089	1,228	1,269
Manufacture of soap and detergents cleaning and polishing, perfumes and toilet preparations.....	1,516	1,197	1,716	1,444	1,552
Manufacture of chemical products n.e.c.	163	210	257	485	588
MANUFACTURE OF RUBBER AND PLASTIC PRODUCTS.....	3,157	3,409	4,331	4,429	4,412
Manufacture of rubber products.....	980	1,001	1,072	1,016	977
Manufacture of plastic products.....	2,177	2,408	3,259	3,413	3,435
MANUFACTURE OF OTHER NON-METALLIC MINERAL PRODUCTS ...	7,349	7,510	8,354	8,049	9,266
Manufacture of glass and glass products.....	542	457	432	355	479
Manufacture of structural clay products	522	697	705	390	523
Manufacture of cement, lime and plaster	1,892	1,932	2,561	2,730	2,394
Manufacture of articles of concrete, cement and plaster	2,799	2,656	2,411	2,629	3,508
Manufacture of non-metallic mineral products n.e.c..	1,594	1,768	2,245	1,945	2,362
MANUFACTURE OF BASIC IRON AND STEEL.....	1,166	1,100	1,449	1,466	1,700
Manufacture of basic iron and steel.....	1,166	1,100	1,449	1,466	1,700
MANUFACTURE OF FABRICATED METAL PRODUCTS EXCEPT MACHINERY AND EQUIPMENT	2,529	2,659	2,808	3,488	3,516
Manufacture of structural metal products, tanks, reservoirs and containers of metal	693	616	710	1,321	1,430
Manufacture of cutlery, hand tools and general hardware	538	521	670	633	513
Manufacture of other fabricated metal products	1,298	1,522	1,428	1,534	1,573
MANUFACTURE OF MACHINERY AND EQUIPMENT N.E.C.	292	177	202	260	267
Manufacture of pumps, compressors, taps and valves..	-	-	-	-	-
Manufacture of ovens, furnaces and furnace burners..	72	32	91	127	139
Manufacture of other general purpose machinery.....	10	-	-	-	-
Manufacture of machinery for food and beverage processing	199	134	88	81	76
Manufacture of accumulators, primary cells and and primary batteries	11	11	23	52	52
MANUFACTURE OF MOTOR VEHICLES	1,735	1,062	1,087	1,021	1,132
Manufacture of bodies for motor vehicles.....	1,693	987	1,012	946	1,029
Manufacture of parts and accessories for motor vehicles and their engines.....	42	75	75	75	103
MANUFACTURE OF FURNITURE; MANUFACTURING N.E.C.	4,169	4,364	5,382	5,235	5,343
Manufacture of furniture; manufacturing n.e.c.....	4,169	4,364	5,382	5,235	5,343
T O T A L	95,859	94,532	98,986	102,347	106,151

NUMBER OF EMPLOYEES BY INDUSTRIAL GROUP - PUBLIC AND PRIVATE
1999/2000 (1992 E.F.Y) - 2003/2004 (1996 E.F.Y)
TABLE 5.3

I N D U S T R I A L G R O U P	N U M B E R O F E M P L O Y E E S				
	1992	1993	1994	1995	1996
MANUFACTURE OF FOOD PRODUCTS AND BEVERAGES.....	28,324	27,260	28,860	30,570	31,359
Production, processing and preserving of meat, fruit and vegetables	3,547	2,888	2,231	2,208	1,481
Manufacture of vegetable and animal oils and fats...	1,460	1,307	1,175	1,473	1,256
Manufacture of dairy products	245	435	648	627	757
Manufacture of grain mill products	3,468	3,295	3,601	3,849	4,587
Manufacture of prepared animal feeds	181	177	162	171	238
Manufacture of bakery products	3,441	3,509	3,926	4,170	4,190
Manufacture of sugar and sugar confectionery	6,469	6,113	6,916	7,521	6,937
Manufacture of macaroni and spaghetti.....	427	435	476	566	1,041
Manufacture of food products n.e.c.	794	835	809	957	1,186
Distilling, rectifying and blending of spirits	684	1,019	885	921	1,180
Manufacture of wines	566	588	534	492	462
Manufacture of malt liquors and malt	2,921	2,784	3,449	3,345	3,659
Manufacture of soft drinks & production of mineral waters	4,121	3,875	4,048	4,270	4,385
MANUFACTURE OF TOBACCO PRODUCTS	854	822	792	792	785
Manufacture of tobacco products.....	854	822	792	792	785
MANUFACTURE OF TEXTILES	23,747	24,284	22,373	21,938	22,900
Spinning, weaving and finishing of textiles	20,948	21,345	19,807	19,173	20,453
Manufacture of cordage, rope, twine and netting	2,663	2,766	2,394	2,618	2,266
Knitting mills	136	173	172	147	181
MANUFACTURE OF WEARING APPAREL, EXCEPT FUR APPAREL...	3,752	3,720	3,681	4,278	3,806
Manufacture of wearing apparel except fur apparel...	3,752	3,720	3,681	4,278	3,806
TANNING AND DRESSING OF LEATHER; MANUFACTURE OF FOOTWEAR, LUGGAGE AND HANDBAGS	6,989	7,040	6,740	7,232	7,665
Tanning and dressing of leather,luggage and handbags	3,594	3,742	3,608	3,502	3,725
Manufacture of footwear.....	3,395	3,298	3,132	3,730	3,940
MANUFACTURE OF WOOD AND OF PRODUCTS OF WOOD AND CORK, EXCEPT FURNITURE	1,124	1,033	1,313	1,669	1,616
Manufacture of wood and of products of wood and cork, except furniture.....	1,124	1,033	1,313	1,669	1,616
MANUFACTURE OF PAPER, PAPER PRODUCTS AND PRINTING.....	5,888	5,519	6,142	6,405	6,940
Manufacture of paper and paper products.....	1,669	1,357	1,566	1,554	1,737
Publishing and printing services.....	4,219	4,162	4,576	4,851	5,203
MANUFACTURE OF CHEMICALS AND CHEMICAL PRODUCTS.....	4,438	4,291	5,072	5,094	5,071
Manufacture of basic chemicals, except fertilizers and nitrogen compounds.....	992	1,113	1,436	1,334	1,059
Manufacture of paints, varnishes and mastics	548	510	581	611	607

NUMBER OF EMPLOYEES BY INDUSTRIAL GROUP - PUBLIC AND PRIVATE
1999/2000 (1992 E.F.Y) - 2003/2004 (1996 E.F.Y)
TABLE 5.3 (Contd..)

I N D U S T R I A L G R O U P	N U M B E R O F E M P L O Y E E S				
	1992	1993	1994	1995	1996
Manufacture of pharmaceuticals, medicinal chemicals and botanical products.....	1,231	1,267	1,089	1,227	1,269
Manufacture of soap and detergents cleaning and polishing, perfumes and toilet preparations.....	1,509	1,194	1,712	1,437	1,548
Manufacture of chemical products n.e.c.	158	207	254	485	588
MANUFACTURE OF RUBBER AND PLASTIC PRODUCTS.....	3,144	3,401	4,326	4,424	4,410
Manufacture of rubber products.....	974	999	1,071	1,016	976
Manufacture of plastic products.....	2,170	2,402	3,255	3,408	3,434
MANUFACTURE OF OTHER NON-METALLIC MINERAL PRODUCTS ...	7,269	7,328	8,232	7,835	9,138
Manufacture of glass and glass products.....	542	457	430	353	477
Manufacture of structural clay products	515	695	702	387	520
Manufacture of cement, lime and plaster	1,891	1,932	2,558	2,729	2,393
Manufacture of articles of concrete, cement and plaster	2,732	2,593	2,303	2,432	3,393
Manufacture of non-metallic mineral products n.e.c..	1,589	1,651	2,239	1,934	2,355
MANUFACTURE OF BASIC IRON AND STEEL.....	1,164	1,100	1,448	1,466	1,699
Manufacture of basic iron and steel.....	1,164	1,100	1,448	1,466	1,699
MANUFACTURE OF FABRICATED METAL PRODUCTS EXCEPT MACHINERY AND EQUIPMENT	2,482	2,477	2,740	3,412	3,453
Manufacture of structural metal products, tanks, reservoirs and containers of metal	661	591	676	1,261	1,387
Manufacture of cutlery, hand tools and general hardware	530	378	638	629	509
Manufacture of other fabricated metal products	1,291	1,508	1,426	1,522	1,557
MANUFACTURE OF MACHINERY AND EQUIPMENT N.E.C.	275	172	190	244	256
Manufacture of pumps, compressors, taps and valves..	-	-	-	-	-
Manufacture of ovens, furnaces and furnace burners..	64	31	82	120	137
Manufacture of other general purpose machinery.....	10	-	-	-	-
Manufacture of machinery for food and beverage processing	192	132	87	74	69
Manufacture of accumulators, primary cells and and primary batteries	9	9	21	50	50
MANUFACTURE OF MOTOR VEHICLES	1,729	1,060	1,082	1,019	1,130
Manufacture of bodies for motor vehicles.....	1,689	987	1,009	946	1,029
Manufacture of parts and accessories for motor vehicles and their engines.....	40	73	73	73	101
MANUFACTURE OF FURNITURE; MANUFACTURING N.E.C.	3,979	4,230	5,145	5,026	5,153
Manufacture of furniture; manufacturing n.e.c.....	3,979	4,230	5,145	5,026	5,153
T O T A L	95,158	93,737	98,136	101,404	105,381

NUMBER OF FEMALE EMPLOYEES BY INDUSTRIAL GROUP - PUBLIC AND PRIVATE
1999/2000 (1992 E.F.Y) - 2003/2004 (1996 E.F.Y)
TABLE 5.4

INDUSTRIAL GROUP	NUMBER OF FEMALE EMPLOYEES				
	1992	1993	1994	1995	1996
MANUFACTURE OF FOOD PRODUCTS AND BEVERAGES.....	5,334	5,545	5,567	5,399	5,513
Production, processing and preserving of meat, fruit and vegetables	623	594	536	461	168
Manufacture of vegetable and animal oils and fats...	195	176	158	165	192
Manufacture of dairy products	69	84	117	118	127
Manufacture of grain mill products	571	608	668	702	734
Manufacture of prepared animal feeds	29	28	30	35	56
Manufacture of bakery products	1,012	1,116	1,261	1,158	1,171
Manufacture of sugar and sugar confectionery	447	476	498	441	513
Manufacture of macaroni and spaghetti.....	152	129	116	124	262
Manufacture of food products n.e.c.	99	230	104	122	109
Distilling, rectifying and blending of spirits	295	333	361	357	350
Manufacture of wines	188	221	171	160	152
Manufacture of malt liquors and malt	685	587	628	619	708
Manufacture of soft drinks & production of mineral waters	969	963	919	937	971
MANUFACTURE OF TOBACCO PRODUCTS	344	333	327	327	319
Manufacture of tobacco products.....	344	333	327	327	319
MANUFACTURE OF TEXTILES	8,716	9,598	9,114	8,698	9,481
Spinning, weaving and finishing of textiles	7,659	8,464	8,030	7,639	8,513
Manufacture of cordage, rope, twine and netting	974	1,031	1,010	1,000	893
Knitting mills	83	103	74	59	75
MANUFACTURE OF WEARING APPAREL, EXCEPT FUR APPAREL....	2,309	2,414	2,483	2,868	2,545
Manufacture of wearing apparel except fur apparel...	2,309	2,414	2,483	2,868	2,545
TANNING AND DRESSING OF LEATHER; MANUFACTURE OF FOOTWEAR, LUGGAGE AND HANDBAGS	2,061	2,040	1,909	1,975	2,063
Tanning and dressing of leather,luggage and handbags	712	725	744	737	731
Manufacture of footwear.....	1,349	1,315	1,165	1,238	1,332
MANUFACTURE OF WOOD AND OF PRODUCTS OF WOOD AND CORK, EXCEPT FURNITURE	198	188	216	189	194
Manufacture of wood and of products of wood and cork, except furniture.....	198	188	216	189	194
MANUFACTURE OF PAPER, PAPER PRODUCTS AND PRINTING.....	2,134	2,080	2,316	2,346	2,443
Manufacture of paper and paper products.....	445	440	444	453	445
Publishing and printing services.....	1,689	1,640	1,872	1,893	1,998
MANUFACTURE OF CHEMICALS AND CHEMICAL PRODUCTS.....	1,240	1,283	1,361	1,508	1,507
Manufacture of basic chemicals, except fertilizers and nitrogen compounds.....	101	102	121	119	114
Manufacture of paints, varnishes and mastics	113	108	129	135	133

NUMBER OF FEMALE EMPLOYEES BY INDUSTRIAL GROUP - PUBLIC AND PRIVATE
1999/2000 (1992 E.F.Y) - 2003/2004 (1996 E.F.Y)
TABLE 5.4 (Contd..)

I N D U S T R I A L G R O U P	N U M B E R O F F E M A L E E M P L O Y E E S				
	1992	1993	1994	1995	1996
Manufacture of pharmaceuticals, medicinal chemicals and botanical products.....	576	612	500	564	512
Manufacture of soap and detergents cleaning and polishing, perfumes and toilet preparations.....	376	366	507	410	417
Manufacture of chemical products n.e.c.	74	95	104	280	331
MANUFACTURE OF RUBBER AND PLASTIC PRODUCTS.....	779	940	1,238	1,314	1,412
Manufacture of rubber products.....	128	135	165	143	143
Manufacture of plastic products.....	651	805	1,073	1,171	1,269
MANUFACTURE OF OTHER NON-METALLIC MINERAL PRODUCTS ...	984	943	974	1,002	1,240
Manufacture of glass and glass products.....	124	80	84	83	91
Manufacture of structural clay products	76	116	93	110	87
Manufacture of cement, lime and plaster	179	181	206	259	259
Manufacture of articles of concrete, cement and plaster	318	289	269	267	435
Manufacture of non-metallic mineral products n.e.c..	287	277	322	283	368
MANUFACTURE OF BASIC IRON AND STEEL.....	135	153	210	212	202
Manufacture of basic iron and steel.....	135	153	210	212	202
MANUFACTURE OF FABRICATED METAL PRODUCTS EXCEPT MACHINERY AND EQUIPMENT	362	342	444	467	465
Manufacture of structural metal products, tanks, reservoirs and containers of metal	61	55	66	111	123
Manufacture of cutlery, hand tools and general hardware	108	78	128	121	96
Manufacture of other fabricated metal products	193	209	250	235	246
MANUFACTURE OF MACHINERY AND EQUIPMENT N.E.C.	19	13	21	21	26
Manufacture of pumps, compressors, taps and valves..	-	-	-	-	-
Manufacture of ovens, furnaces and furnace burners..	7	4	13	17	22
Manufacture of other general purpose machinery.....	-	-	-	-	-
Manufacture of machinery for food and beverage processing	11	8	7	4	4
Manufacture of accumulators, primary cells and and primary batteries	1	1	1	-	-
MANUFACTURE OF MOTOR VEHICLES	149	115	144	182	151
Manufacture of bodies for motor vehicles.....	144	103	132	170	133
Manufacture of parts and accessories for motor vehicles and their engines.....	5	12	12	12	18
MANUFACTURE OF FURNITURE; MANUFACTURING N.E.C.	570	549	610	631	648
Manufacture of furniture; manufacturing n.e.c.....	570	549	610	631	648
T O T A L	25,334	26,536	26,934	27,139	28,209

WAGES AND SALARIES PAID BY INDUSTRIAL GROUP - PUBLIC AND PRIVATE
1999/2000 (1992 E.F.Y) - 2003/2004 (1996 E.F.Y)
TABLE 5.5

(IN '000 BIRR)

INDUSTRIAL GROUP	WAGES AND SALARIES				
	1992	1993	1994	1995	1996
MANUFACTURE OF FOOD PRODUCTS AND BEVERAGES.....	197,465	218,691	269,470	289,313	303,486
Production, processing and preserving of meat, fruit and vegetables	19,224	15,659	17,105	15,212	10,270
Manufacture of vegetable and animal oils and fats...	7,815	7,686	7,729	8,655	8,931
Manufacture of dairy products	862	1,741	3,377	4,397	5,174
Manufacture of grain mill products	19,960	21,148	21,447	23,903	23,591
Manufacture of prepared animal feeds	749	910	705	822	706
Manufacture of bakery products	16,111	17,502	17,520	18,010	16,548
Manufacture of sugar and sugar confectionery	56,785	63,598	85,650	89,724	94,777
Manufacture of macaroni and spaghetti.....	3,339	3,475	3,528	4,873	10,989
Manufacture of food products n.e.c.	3,393	4,089	4,695	4,888	5,485
Distilling, rectifying and blending of spirits	5,542	7,707	9,294	9,249	10,433
Manufacture of wines	3,489	4,197	3,795	4,284	5,430
Manufacture of malt liquors and malt	30,428	36,175	41,141	47,543	52,438
Manufacture of soft drinks & production of mineral waters	29,769	34,802	53,485	57,755	58,714
MANUFACTURE OF TOBACCO PRODUCTS	9,821	11,401	13,692	13,692	12,979
Manufacture of tobacco products.....	9,821	11,401	13,692	13,692	12,979
MANUFACTURE OF TEXTILES	111,735	113,574	119,311	115,387	147,227
Spinning, weaving and finishing of textiles	99,828	100,654	106,879	103,994	133,682
Manufacture of cordage, rope, twine and netting	11,595	12,582	12,121	11,117	13,088
Knitting mills	312	338	311	275	457
MANUFACTURE OF WEARING APPAREL, EXCEPT FUR APPAREL....	15,248	16,454	16,707	21,529	20,914
Manufacture of wearing apparel except fur apparel...	15,248	16,454	16,707	21,529	20,914
TANNING AND DRESSING OF LEATHER; MANUFACTURE OF FOOTWEAR, LUGGAGE AND HANDBAGS	52,932	60,302	61,145	57,902	54,224
Tanning and dressing of leather,luggage and handbags	32,253	38,274	43,644	36,400	29,702
Manufacture of footwear.....	20,680	22,028	17,501	21,503	24,522
MANUFACTURE OF WOOD AND OF PRODUCTS OF WOOD AND CORK, EXCEPT FURNITURE	6,802	6,567	7,312	10,699	11,319
Manufacture of wood and of products of wood and cork, except furniture.....	6,802	6,567	7,312	10,699	11,319
MANUFACTURE OF PAPER, PAPER PRODUCTS AND PRINTING.....	42,322	47,259	52,577	54,340	60,891
Manufacture of paper and paper products.....	10,648	11,264	12,090	13,305	13,250
Publishing and printing services.....	31,674	35,996	40,487	41,035	47,641
MANUFACTURE OF CHEMICALS AND CHEMICAL PRODUCTS.....	28,925	30,608	37,282	44,165	46,659
Manufacture of basic chemicals, except fertilizers and nitrogen compounds.....	5,315	6,754	9,986	10,609	12,138
Manufacture of paints, varnishes and mastics	4,215	4,068	5,149	7,279	6,972

WAGES AND SALARIES PAID BY INDUSTRIAL GROUP - PUBLIC AND PRIVATE
1999/2000 (1992 E.F.Y) - 2003/2004 (1996 E.F.Y)
TABLE 5.5 (Contd..)

(IN 'OOO BIRR)

I N D U S T R I A L G R O U P	W A G E S A N D S A L A R I E S				
	1992	1993	1994	1995	1996
Manufacture of pharmaceuticals, medicinal chemicals and botanical products.....	10,225	10,663	11,626	13,724	14,399
Manufacture of soap and detergents cleaning and polishing, perfumes and toilet preparations.....	8,280	8,150	8,662	9,763	10,340
Manufacture of chemical products n.e.c.	889	974	1,860	2,790	2,810
MANUFACTURE OF RUBBER AND PLASTIC PRODUCTS.....	24,532	28,202	32,191	35,259	38,385
Manufacture of rubber products.....	11,629	13,811	13,903	14,650	16,911
Manufacture of plastic products.....	12,904	14,391	18,288	20,609	21,473
MANUFACTURE OF OTHER NON-METALLIC MINERAL PRODUCTS ...	48,037	53,770	57,176	71,182	74,266
Manufacture of glass and glass products.....	3,534	3,165	2,982	1,916	3,811
Manufacture of structural clay products	2,284	2,882	3,101	3,112	3,419
Manufacture of cement, lime and plaster	21,305	24,963	25,175	37,617	35,042
Manufacture of articles of concrete, cement and plaster	10,157	11,744	10,569	11,342	15,153
Manufacture of non-metallic mineral products n.e.c..	10,758	11,016	15,350	17,195	16,840
MANUFACTURE OF BASIC IRON AND STEEL.....	11,788	14,034	16,829	19,691	21,362
Manufacture of basic iron and steel.....	11,788	14,034	16,829	19,691	21,362
MANUFACTURE OF FABRICATED METAL PRODUCTS EXCEPT MACHINERY AND EQUIPMENT	15,460	19,453	20,182	26,501	29,936
Manufacture of structural metal products, tanks, reservoirs and containers of metal	3,568	3,608	3,697	8,720	9,562
Manufacture of cutlery, hand tools and general hardware	2,807	2,885	3,591	4,061	4,639
Manufacture of other fabricated metal products	9,085	12,960	12,895	13,719	15,734
MANUFACTURE OF MACHINERY AND EQUIPMENT N.E.C.	1,216	998	1,051	1,130	1,225
Manufacture of pumps, compressors, taps and valves..	-	-	-	-	-
Manufacture of ovens, furnaces and furnace burners..	174	176	361	592	739
Manufacture of other general purpose machinery.....	36	-	-	-	-
Manufacture of machinery for food and beverage processing	980	796	612	443	390
Manufacture of accumulators, primary cells and and primary batteries	26	26	77	95	95
MANUFACTURE OF MOTOR VEHICLES	14,996	14,931	13,023	15,342	19,679
Manufacture of bodies for motor vehicles.....	14,804	14,262	12,354	14,673	18,786
Manufacture of parts and accessories for motor vehicles and their engines.....	192	669	669	669	893
MANUFACTURE OF FURNITURE; MANUFACTURING N.E.C.	21,743	22,263	25,414	26,251	28,762
Manufacture of furniture; manufacturing n.e.c.....	21,743	22,263	25,414	26,251	28,762
T O T A L	603,022	658,509	743,362	802,384	871,312

GROSS VALUE OF PRODUCTION BY INDUSTRIAL GROUP - PUBLIC AND PRIVATE
1999/2000 (1992 E.F.Y) - 2003/2004 (1996 E.F.Y)
TABLE 5.6

(IN '000 BIRR)

INDUSTRIAL GROUP	GROSS VALUE OF PRODUCTION				
	1992	1993	1994	1995	1996
MANUFACTURE OF FOOD PRODUCTS AND BEVERAGES.....	3,337,178	3,335,537	3,136,320	3,577,430	3,996,066
Production, processing and preserving of meat, fruit and vegetables	244,716	146,628	110,546	125,399	61,888
Manufacture of vegetable and animal oils and fats...	101,120	108,362	81,450	115,716	110,267
Manufacture of dairy products	13,566	33,215	40,439	50,510	60,239
Manufacture of grain mill products	529,719	417,681	363,751	466,328	517,225
Manufacture of prepared animal feeds	6,544	5,794	4,230	5,721	13,439
Manufacture of bakery products	296,766	236,828	204,254	207,555	207,382
Manufacture of sugar and sugar confectionery	982,298	1,062,274	887,507	1,166,483	1,274,025
Manufacture of macaroni and spaghetti.....	104,060	99,495	77,905	106,590	183,091
Manufacture of food products n.e.c.	54,349	64,775	62,145	69,606	106,845
Distilling, rectifying and blending of spirits	58,803	68,359	70,810	76,337	91,879
Manufacture of wines	18,826	23,783	26,650	39,680	49,297
Manufacture of malt liquors and malt	570,472	658,799	686,414	671,639	773,631
Manufacture of soft drinks & production of mineral waters	355,941	409,543	520,220	475,866	546,857
MANUFACTURE OF TOBACCO PRODUCTS	261,542	250,417	256,768	256,768	364,046
Manufacture of tobacco products.....	261,542	250,417	256,768	256,768	364,046
MANUFACTURE OF TEXTILES	603,331	699,914	675,447	751,899	956,445
Spinning, weaving and finishing of textiles	547,241	650,458	620,033	700,225	900,723
Manufacture of cordage, rope, twine and netting	54,555	46,154	53,643	48,416	52,919
Knitting mills	1,534	3,303	1,771	3,259	2,803
MANUFACTURE OF WEARING APPAREL, EXCEPT FUR APPAREL....	62,660	55,721	57,565	73,119	86,511
Manufacture of wearing apparel except fur apparel...	62,660	55,721	57,565	73,119	86,511
TANNING AND DRESSING OF LEATHER; MANUFACTURE OF FOOTWEAR, LUGGAGE AND HANDBAGS	591,316	840,039	825,313	790,492	813,127
Tanning and dressing of leather,luggage and handbags	386,173	625,046	627,354	602,450	589,423
Manufacture of footwear.....	205,143	214,993	197,959	188,042	223,704
MANUFACTURE OF WOOD AND OF PRODUCTS OF WOOD AND CORK, EXCEPT FURNITURE	34,282	40,402	41,227	61,218	58,431
Manufacture of wood and of products of wood and cork, except furniture.....	34,282	40,402	41,227	61,218	58,431
MANUFACTURE OF PAPER, PAPER PRODUCTS AND PRINTING.....	344,234	379,180	431,230	433,684	612,908
Manufacture of paper and paper products.....	112,440	142,204	141,172	136,052	218,053
Publishing and printing services.....	231,795	236,975	290,058	297,632	394,855
MANUFACTURE OF CHEMICALS AND CHEMICAL PRODUCTS.....	468,512	518,049	513,493	573,376	726,408
Manufacture of basic chemicals, except fertilizers and nitrogen compounds.....	26,025	51,925	49,671	51,475	59,281
Manufacture of paints, varnishes and mastics	119,372	119,724	147,504	165,487	197,576

GROSS VALUE OF PRODUCTION BY INDUSTRIAL GROUP - PUBLIC AND PRIVATE
1999/2000 (1992 E.F.Y) - 2003/2004 (1996 E.F.Y)
TABLE 5.6 (Contd..)

(IN '000 BIRR)

I N D U S T R I A L G R O U P	G R O S S V A L U E O F P R O D U C T I O N				
	1992	1993	1994	1995	1996
Manufacture of pharmaceuticals, medicinal chemicals and botanical products.....	121,074	120,264	112,612	145,911	201,246
Manufacture of soap and detergents cleaning and polishing, perfumes and toilet preparations.....	188,224	214,647	191,919	189,730	243,192
Manufacture of chemical products n.e.c.	13,818	11,488	11,786	20,772	25,113
MANUFACTURE OF RUBBER AND PLASTIC PRODUCTS.....	380,583	439,056	467,137	488,132	557,349
Manufacture of rubber products.....	195,527	208,481	218,907	187,506	193,113
Manufacture of plastic products.....	185,056	230,575	248,230	300,625	364,236
MANUFACTURE OF OTHER NON-METALLIC MINERAL PRODUCTS ...	599,285	635,520	694,410	1,022,809	1,179,618
Manufacture of glass and glass products.....	23,522	22,181	23,741	7,152	30,333
Manufacture of structural clay products	12,385	15,473	17,318	15,437	16,508
Manufacture of cement, lime and plaster	406,813	447,845	500,569	841,331	942,288
Manufacture of articles of concrete, cement and plaster	73,990	79,149	70,004	68,366	105,229
Manufacture of non-metallic mineral products n.e.c..	82,575	70,872	82,779	90,523	85,259
MANUFACTURE OF BASIC IRON AND STEEL.....	235,494	403,739	454,473	382,701	761,825
Manufacture of basic iron and steel.....	235,494	403,739	454,473	382,701	761,825
MANUFACTURE OF FABRICATED METAL PRODUCTS EXCEPT MACHINERY AND EQUIPMENT	116,106	151,369	163,022	218,138	299,574
Manufacture of structural metal products, tanks, reservoirs and containers of metal	24,523	22,593	22,924	82,592	111,403
Manufacture of cutlery, hand tools and general hardware	15,561	17,212	35,511	33,917	51,747
Manufacture of other fabricated metal products	76,021	111,564	104,587	101,628	136,424
MANUFACTURE OF MACHINERY AND EQUIPMENT N.E.C.	6,121	5,508	6,026	8,794	14,527
Manufacture of pumps, compressors, taps and valves..	-	-	-	-	-
Manufacture of ovens, furnaces and furnace burners..	1,345	859	2,999	6,713	11,858
Manufacture of other general purpose machinery.....	205	-	-	-	-
Manufacture of machinery for food and beverage processing	4,419	4,498	1,774	1,020	1,608
Manufacture of accumulators, primary cells and and primary batteries	151	151	1,253	1,060	1,060
MANUFACTURE OF MOTOR VEHICLES	965,004	567,502	228,586	189,990	275,270
Manufacture of bodies for motor vehicles.....	962,153	565,182	226,267	187,670	270,611
Manufacture of parts and accessories for motor vehicles and their engines.....	2,851	2,320	2,320	2,320	4,660
MANUFACTURE OF FURNITURE; MANUFACTURING N.E.C.	127,430	117,704	140,720	195,677	169,654
Manufacture of furniture; manufacturing n.e.c.....	127,430	117,704	140,720	195,677	169,654
T O T A L	8,133,077	8,439,658	8,091,737	9,024,225	10,871,758

CENSUS VALUE ADDED (AT MARKET PRICE) BY INDUSTRIAL GROUP - PUBLIC AND PRIVATE
1999/2000 (1992 E.F.Y) - 2003/2004 (1996 E.F.Y)

TABLE 5.7

(IN '000 BIRR)

INDUSTRIAL GROUP	CENSUS VALUE ADDED (AT MARKET PRICE)				
	1992	1993	1994	1995	1996
MANUFACTURE OF FOOD PRODUCTS AND BEVERAGES.....	1,896,800	2,009,198	1,917,820	2,227,612	2,372,771
Production, processing and preserving of meat, fruit and vegetables	119,814	72,013	55,130	62,386	36,158
Manufacture of vegetable and animal oils and fats...	25,138	29,709	24,287	45,342	35,638
Manufacture of dairy products	6,367	15,626	20,411	23,174	28,160
Manufacture of grain mill products	101,019	72,404	104,157	119,950	123,781
Manufacture of prepared animal feeds	2,461	2,148	2,059	2,434	4,124
Manufacture of bakery products	93,345	85,459	75,075	75,262	63,008
Manufacture of sugar and sugar confectionery	772,249	862,938	677,946	952,358	950,011
Manufacture of macaroni and spaghetti.....	38,698	34,327	28,719	34,326	64,752
Manufacture of food products n.e.c.	20,735	30,400	31,431	31,704	51,708
Distilling, rectifying and blending of spirits	49,359	56,095	58,167	61,408	74,836
Manufacture of wines	13,924	15,750	18,237	28,717	35,282
Manufacture of malt liquors and malt	408,830	483,055	492,032	485,370	554,978
Manufacture of soft drinks & production of mineral waters	244,861	249,274	330,169	305,182	350,335
MANUFACTURE OF TOBACCO PRODUCTS	180,747	156,965	160,644	160,644	248,918
Manufacture of tobacco products.....	180,747	156,965	160,644	160,644	248,918
MANUFACTURE OF TEXTILES	237,042	266,988	231,930	251,150	304,229
Spinning, weaving and finishing of textiles	208,541	244,593	207,840	226,404	271,665
Manufacture of cordage, rope, twine and netting	27,690	21,513	23,276	23,231	30,991
Knitting mills	812	882	814	1,515	1,573
MANUFACTURE OF WEARING APPAREL, EXCEPT FUR APPAREL....	27,714	24,347	27,855	43,343	46,978
Manufacture of wearing apparel except fur apparel...	27,714	24,347	27,855	43,343	46,978
TANNING AND DRESSING OF LEATHER; MANUFACTURE OF FOOTWEAR, LUGGAGE AND HANDBAGS	180,879	192,989	224,597	189,830	236,662
Tanning and dressing of leather,luggage and handbags	107,032	120,372	147,300	114,556	149,222
Manufacture of footwear.....	73,847	72,616	77,297	75,275	87,440
MANUFACTURE OF WOOD AND OF PRODUCTS OF WOOD AND CORK, EXCEPT FURNITURE	20,057	25,913	24,002	40,676	36,812
Manufacture of wood and of products of wood and cork, except furniture.....	20,057	25,913	24,002	40,676	36,812
MANUFACTURE OF PAPER, PAPER PRODUCTS AND PRINTING.....	171,170	179,892	204,257	211,379	294,488
Manufacture of paper and paper products.....	47,493	53,074	42,635	49,335	81,548
Publishing and printing services.....	123,677	126,818	161,622	162,044	212,940
MANUFACTURE OF CHEMICALS AND CHEMICAL PRODUCTS.....	182,101	190,185	205,150	236,001	309,600
Manufacture of basic chemicals, except fertilizers and nitrogen compounds.....	15,736	26,404	28,252	30,995	30,934
Manufacture of paints, varnishes and mastics	44,309	42,999	58,202	69,167	72,718

CENSUS VALUE ADDED (AT MARKET PRICE) BY INDUSTRIAL GROUP - PUBLIC AND PRIVATE
1999/2000 (1992 E.F.Y) - 2003/2004 (1996 E.F.Y)
TABLE 5.7 (Contd..)

(IN '000 BIRR)

I N D U S T R I A L G R O U P	CENSUS VALUE ADDED (AT MARKET PRICE)				
	1992	1993	1994	1995	1996
Manufacture of pharmaceuticals, medicinal chemicals and botanical products.....	51,885	39,904	46,306	66,024	109,981
Manufacture of soap and detergents cleaning and polishing, perfumes and toilet preparations.....	64,627	76,697	68,098	62,452	87,756
Manufacture of chemical products n.e.c.	5,544	4,181	4,292	7,363	8,211
MANUFACTURE OF RUBBER AND PLASTIC PRODUCTS.....	171,515	194,462	228,387	236,145	268,075
Manufacture of rubber products.....	95,393	93,508	122,504	100,991	112,012
Manufacture of plastic products.....	76,122	100,954	105,883	135,154	156,063
MANUFACTURE OF OTHER NON-METALLIC MINERAL PRODUCTS ...	301,200	333,838	362,109	519,730	618,225
Manufacture of glass and glass products.....	16,233	14,519	16,084	5,056	20,306
Manufacture of structural clay products	6,519	9,629	10,956	8,687	12,129
Manufacture of cement, lime and plaster	199,116	238,319	258,203	427,994	497,430
Manufacture of articles of concrete, cement and plaster	34,913	37,211	34,713	26,274	47,429
Manufacture of non-metallic mineral products n.e.c..	44,419	34,161	42,154	51,719	40,931
MANUFACTURE OF BASIC IRON AND STEEL.....	79,760	103,535	135,127	117,016	221,215
Manufacture of basic iron and steel.....	79,760	103,535	135,127	117,016	221,215
MANUFACTURE OF FABRICATED METAL PRODUCTS EXCEPT MACHINERY AND EQUIPMENT	52,685	64,035	73,847	89,437	131,477
Manufacture of structural metal products, tanks, reservoirs and containers of metal	10,304	9,716	11,919	32,488	46,727
Manufacture of cutlery, hand tools and general hardware	6,305	7,844	13,316	13,213	20,671
Manufacture of other fabricated metal products	36,076	46,474	48,612	43,736	64,079
MANUFACTURE OF MACHINERY AND EQUIPMENT N.E.C.	2,914	2,996	2,677	3,814	5,265
Manufacture of pumps, compressors, taps and valves..	-	-	-	-	-
Manufacture of ovens, furnaces and furnace burners..	641	385	1,371	3,272	4,441
Manufacture of other general purpose machinery.....	87	-	-	-	-
Manufacture of machinery for food and beverage processing	2,107	2,531	1,247	414	696
Manufacture of accumulators, primary cells and and primary batteries	79	79	58	128	128
MANUFACTURE OF MOTOR VEHICLES	265,749	163,768	80,258	59,280	106,393
Manufacture of bodies for motor vehicles.....	263,390	162,302	78,792	57,814	103,587
Manufacture of parts and accessories for motor vehicles and their engines.....	2,358	1,466	1,466	1,466	2,807
MANUFACTURE OF FURNITURE; MANUFACTURING N.E.C.	61,323	57,967	69,661	85,976	88,817
Manufacture of furniture; manufacturing n.e.c.....	61,323	57,967	69,661	85,976	88,817
T O T A L	3,831,656	3,967,076	3,948,321	4,472,033	5,289,924

CENSUS VALUE ADDED (AT FACTOR COST) BY INDUSTRIAL GROUP - PUBLIC AND PRIVATE
1999/2000 (1992 E.F.Y) - 2003/2004 (1996 E.F.Y)
TABLE 5.8

(IN '000 BIRR)

INDUSTRIAL GROUP	CENSUS VALUE ADDED (AT FACTOR COST)				
	1992	1993	1994	1995	1996
MANUFACTURE OF FOOD PRODUCTS AND BEVERAGES.....	1,323,604	1,447,333	1,354,682	1,569,766	1,620,217
Production, processing and preserving of meat, fruit and vegetables	101,394	62,961	50,674	54,897	29,175
Manufacture of vegetable and animal oils and fats...	18,353	23,627	16,689	32,019	23,180
Manufacture of dairy products	5,824	14,077	18,497	19,387	24,231
Manufacture of grain mill products	78,321	54,360	88,965	87,834	78,197
Manufacture of prepared animal feeds	2,161	1,995	1,739	1,736	2,409
Manufacture of bakery products	76,826	72,012	65,112	65,334	56,469
Manufacture of sugar and sugar confectionery	584,484	684,818	527,497	717,041	696,986
Manufacture of macaroni and spaghetti.....	29,475	24,098	26,665	22,386	41,503
Manufacture of food products n.e.c.	18,756	27,709	27,130	27,358	42,684
Distilling, rectifying and blending of spirits	26,005	28,931	30,067	32,004	42,461
Manufacture of wines	9,401	9,231	10,657	17,389	21,806
Manufacture of malt liquors and malt	249,145	300,991	299,911	304,868	350,468
Manufacture of soft drinks & production of mineral waters	123,458	142,524	191,080	187,513	210,649
MANUFACTURE OF TOBACCO PRODUCTS	112,206	71,236	108,363	108,363	157,418
Manufacture of tobacco products.....	112,206	71,236	108,363	108,363	157,418
MANUFACTURE OF TEXTILES	163,193	185,853	148,504	154,638	185,419
Spinning, weaving and finishing of textiles	140,137	170,175	130,098	136,258	159,785
Manufacture of cordage, rope, twine and netting	22,374	15,122	17,749	17,276	24,374
Knitting mills	681	556	657	1,105	1,260
MANUFACTURE OF WEARING APPAREL, EXCEPT FUR APPAREL....	21,593	19,389	21,563	34,509	33,088
Manufacture of wearing apparel except fur apparel...	21,593	19,389	21,563	34,509	33,088
TANNING AND DRESSING OF LEATHER; MANUFACTURE OF FOOTWEAR, LUGGAGE AND HANDBAGS	143,639	153,376	186,317	155,051	189,983
Tanning and dressing of leather,luggage and handbags	91,111	100,298	130,799	99,052	127,545
Manufacture of footwear.....	52,528	53,078	55,518	55,999	62,438
MANUFACTURE OF WOOD AND OF PRODUCTS OF WOOD AND CORK, EXCEPT FURNITURE	16,300	20,876	19,524	31,728	29,492
Manufacture of wood and of products of wood and cork, except furniture.....	16,300	20,876	19,524	31,728	29,492
MANUFACTURE OF PAPER, PAPER PRODUCTS AND PRINTING.....	149,400	157,609	167,579	167,874	221,908
Manufacture of paper and paper products.....	35,999	40,165	31,245	31,825	58,150
Publishing and printing services.....	113,401	117,443	136,333	136,049	163,758
MANUFACTURE OF CHEMICALS AND CHEMICAL PRODUCTS.....	139,817	144,082	157,901	186,801	239,754
Manufacture of basic chemicals, except fertilizers and nitrogen compounds.....	13,707	22,400	23,942	26,606	24,738
Manufacture of paints, varnishes and mastics	31,739	29,975	39,672	47,059	47,758

CENSUS VALUE ADDED (AT FACTOR COST) BY INDUSTRIAL GROUP - PUBLIC AND PRIVATE
1999/2000 (1992 E.F.Y) - 2003/2004 (1996 E.F.Y)
TABLE 5.8 (Contd..)

(IN '000 BIRR)

I N D U S T R I A L G R O U P	CENSUS VALUE ADDED (AT FACTOR COST)				
	1992	1993	1994	1995	1996
Manufacture of pharmaceuticals, medicinal chemicals and botanical products.....	46,558	32,976	41,773	63,751	104,633
Manufacture of soap and detergents cleaning and polishing, perfumes and toilet preparations.....	43,409	55,836	49,202	43,126	57,149
Manufacture of chemical products n.e.c.	4,404	2,896	3,312	6,260	5,475
MANUFACTURE OF RUBBER AND PLASTIC PRODUCTS.....	127,572	161,792	165,632	174,902	196,881
Manufacture of rubber products.....	74,543	90,582	86,178	76,274	85,669
Manufacture of plastic products.....	53,029	71,211	79,454	98,627	111,212
MANUFACTURE OF OTHER NON-METALLIC MINERAL PRODUCTS ...	237,615	265,138	276,181	434,020	470,652
Manufacture of glass and glass products.....	14,028	12,200	13,317	4,701	16,846
Manufacture of structural clay products	5,357	6,689	7,709	6,706	10,223
Manufacture of cement, lime and plaster	153,348	189,415	193,337	356,067	373,523
Manufacture of articles of concrete, cement and plaster	29,062	31,044	29,253	23,899	37,456
Manufacture of non-metallic mineral products n.e.c..	35,821	25,789	32,566	42,648	32,604
MANUFACTURE OF BASIC IRON AND STEEL.....	53,790	56,742	80,785	77,064	122,851
Manufacture of basic iron and steel.....	53,790	56,742	80,785	77,064	122,851
MANUFACTURE OF FABRICATED METAL PRODUCTS EXCEPT MACHINERY AND EQUIPMENT	41,183	50,289	54,280	64,219	94,319
Manufacture of structural metal products, tanks, reservoirs and containers of metal	7,841	8,038	9,669	22,611	33,214
Manufacture of cutlery, hand tools and general hardware	4,717	6,579	8,937	9,113	14,420
Manufacture of other fabricated metal products	28,626	35,672	35,674	32,495	46,685
MANUFACTURE OF MACHINERY AND EQUIPMENT N.E.C.	2,545	2,708	2,099	2,484	3,675
Manufacture of pumps, compressors, taps and valves..	-	-	-	-	-
Manufacture of ovens, furnaces and furnace burners..	530	299	1,051	2,105	2,977
Manufacture of other general purpose machinery.....	73	-	-	-	-
Manufacture of machinery for food and beverage processing	1,878	2,346	1,141	330	650
Manufacture of accumulators, primary cells and and primary batteries	64	64	-93	49	49
MANUFACTURE OF MOTOR VEHICLES	243,084	136,540	66,354	53,484	73,240
Manufacture of bodies for motor vehicles.....	240,904	135,166	64,981	52,130	70,830
Manufacture of parts and accessories for motor vehicles and their engines.....	2,181	1,374	1,374	1,354	2,410
MANUFACTURE OF FURNITURE; MANUFACTURING N.E.C.	51,919	47,327	57,672	73,962	70,605
Manufacture of furniture; manufacturing n.e.c.....	51,919	47,327	57,672	73,962	70,605
T O T A L	2,827,461	2,920,289	2,867,436	3,288,866	3,709,503

VALUE ADDED IN THE NATIONAL ACCOUNT CONCEPT (AT MARKET PRICE) BY INDUSTRIAL GROUP - PUBLIC AND PRIVATE
1999/2000 (1992 E.F.Y) - 2003/2004 (1996 E.F.Y)
TABLE 5.9

(IN '000 BIRR)

I N D U S T R I A L G R O U P	VALUE ADDED IN THE NATIONAL ACCOUNT CONCEPT (AT MARKET PRICE)				
	1992	1993	1994	1995	1996
MANUFACTURE OF FOOD PRODUCTS AND BEVERAGES.....	1,599,752	1,765,658	1,568,373	1,865,215	2,030,009
Production, processing and preserving of meat, fruit and vegetables	104,998	59,311	47,373	52,220	27,009
Manufacture of vegetable and animal oils and fats...	19,288	23,186	19,391	40,795	30,215
Manufacture of dairy products	5,206	12,202	14,444	19,777	24,299
Manufacture of grain mill products	81,754	55,470	84,335	101,205	108,233
Manufacture of prepared animal feeds	1,581	1,553	1,404	1,559	3,190
Manufacture of bakery products	82,358	69,497	57,990	58,907	49,328
Manufacture of sugar and sugar confectionery	691,914	826,251	582,541	866,071	872,590
Manufacture of macaroni and spaghetti.....	35,621	30,060	24,753	29,842	57,298
Manufacture of food products n.e.c.	18,181	28,252	26,732	26,702	43,591
Distilling, rectifying and blending of spirits	39,878	49,626	53,118	53,257	61,594
Manufacture of wines	10,266	13,403	15,675	6,399	30,719
Manufacture of malt liquors and malt	329,943	421,891	396,127	381,033	458,406
Manufacture of soft drinks & production of mineral waters	178,766	174,956	244,490	227,448	263,536
MANUFACTURE OF TOBACCO PRODUCTS	173,453	151,088	142,336	142,336	241,003
Manufacture of tobacco products.....	173,453	151,088	142,336	142,336	241,003
MANUFACTURE OF TEXTILES	206,988	221,917	192,713	203,285	238,886
Spinning, weaving and finishing of textiles	180,976	201,386	172,845	183,021	209,722
Manufacture of cordage, rope, twine and netting	25,335	19,841	19,164	18,858	27,762
Knitting mills	677	689	704	1,405	1,402
MANUFACTURE OF WEARING APPAREL, EXCEPT FUR APPAREL....	21,085	18,571	20,440	31,978	35,004
Manufacture of wearing apparel except fur apparel...	21,085	18,571	20,440	31,978	35,004
TANNING AND DRESSING OF LEATHER; MANUFACTURE OF FOOTWEAR, LUGGAGE AND HANDBAGS	140,689	152,448	188,737	147,297	189,159
Tanning and dressing of leather,luggage and handbags	76,258	87,256	121,363	81,237	111,508
Manufacture of footwear.....	64,431	65,192	67,374	66,059	77,651
MANUFACTURE OF WOOD AND OF PRODUCTS OF WOOD AND CORK, EXCEPT FURNITURE	16,330	21,418	21,329	35,359	31,244
Manufacture of wood and of products of wood and cork, except furniture.....	16,330	21,418	21,329	35,359	31,244
MANUFACTURE OF PAPER, PAPER PRODUCTS AND PRINTING.....	154,368	160,786	182,130	185,924	248,991
Manufacture of paper and paper products.....	42,942	48,105	37,462	42,743	72,666
Publishing and printing services.....	111,427	112,681	144,668	143,181	176,325
MANUFACTURE OF CHEMICALS AND CHEMICAL PRODUCTS.....	160,147	156,083	165,251	196,132	259,230
Manufacture of basic chemicals, except fertilizers and nitrogen compounds.....	12,643	22,523	24,004	24,333	23,136
Manufacture of paints, varnishes and mastics	40,639	39,348	50,263	58,616	63,810

VALUE ADDED IN THE NATIONAL ACCOUNT CONCEPT (AT MARKET PRICE) BY INDUSTRIAL GROUP - PUBLIC AND PRIVATE
1999/2000 (1992 E.F.Y) - 2003/2004 (1996 E.F.Y)
TABLE 5.9 (Contd..)

(IN '000 BIRR)

I N D U S T R I A L G R O U P	VALUE ADDED IN THE NATIONAL ACCOUNT CONCEPT (AT MARKET PRICE)				
	1992	1993	1994	1995	1996
Manufacture of pharmaceuticals, medicinal chemicals and botanical products.....	45,327	30,680	37,682	57,900	100,608
Manufacture of soap and detergents cleaning and polishing, perfumes and toilet preparations.....	56,875	60,361	50,396	51,389	66,302
Manufacture of chemical products n.e.c.	4,664	3,171	2,906	3,894	5,374
MANUFACTURE OF RUBBER AND PLASTIC PRODUCTS.....	147,090	167,253	197,430	214,906	247,366
Manufacture of rubber products.....	80,579	76,311	107,722	93,150	104,132
Manufacture of plastic products.....	66,511	90,942	89,708	121,756	143,234
MANUFACTURE OF OTHER NON-METALLIC MINERAL PRODUCTS ...	266,773	273,347	300,623	439,750	503,801
Manufacture of glass and glass products.....	11,533	12,444	14,376	4,459	19,154
Manufacture of structural clay products	5,142	8,089	9,203	7,781	8,636
Manufacture of cement, lime and plaster	188,741	198,916	220,869	366,645	409,893
Manufacture of articles of concrete, cement and plaster	30,129	29,962	27,572	21,453	36,915
Manufacture of non-metallic mineral products n.e.c..	31,228	23,935	28,602	39,413	29,204
MANUFACTURE OF BASIC IRON AND STEEL.....	74,491	94,935	122,554	101,062	202,650
Manufacture of basic iron and steel.....	74,491	94,935	122,554	101,062	202,650
MANUFACTURE OF FABRICATED METAL PRODUCTS EXCEPT MACHINERY AND EQUIPMENT	44,145	52,306	63,777	74,911	114,412
Manufacture of structural metal products, tanks, reservoirs and containers of metal	8,730	7,850	9,941	26,852	40,459
Manufacture of cutlery, hand tools and general hardware	4,990	5,501	10,667	10,722	17,535
Manufacture of other fabricated metal products	30,426	38,955	43,169	37,337	56,417
MANUFACTURE OF MACHINERY AND EQUIPMENT N.E.C.	2,518	2,549	2,161	2,753	4,189
Manufacture of pumps, compressors, taps and valves..	-	-	-	-	-
Manufacture of ovens, furnaces and furnace burners..	512	348	1,246	2,811	3,957
Manufacture of other general purpose machinery.....	82	-	-	-	-
Manufacture of machinery for food and beverage processing	1,869	2,146	1,131	314	604
Manufacture of accumulators, primary cells and and primary batteries	55	55	-216	-372	-372
MANUFACTURE OF MOTOR VEHICLES	226,257	128,477	69,420	47,051	-1,650
Manufacture of bodies for motor vehicles.....	224,010	127,152	68,095	45,726	-4,065
Manufacture of parts and accessories for motor vehicles and their engines.....	2,248	1,325	1,325	1,325	2,415
MANUFACTURE OF FURNITURE; MANUFACTURING N.E.C.	49,755	48,689	57,301	70,537	74,756
Manufacture of furniture; manufacturing n.e.c.....	49,755	48,689	57,301	70,537	74,756
T O T A L	3,283,842	3,415,524	3,294,574	3,758,495	4,419,050

VALUE ADDED IN THE NATIONAL ACCOUNT CONCEPT (AT FACTOR COST) BY INDUSTRIAL GROUP - PUBLIC AND PRIVATE
1999/2000 (1992 E.F.Y) - 2003/2004 (1996 E.F.Y)
TABLE 5.10

(IN '000 BIRR)

I N D U S T R I A L G R O U P	VALUE ADDED IN THE NATIONAL ACCOUNT CONCEPT (AT FACTOR COST)				
	1992	1993	1994	1995	1996
MANUFACTURE OF FOOD PRODUCTS AND BEVERAGES.....	1,026,556	1,203,793	1,005,236	1,207,369	1,277,456
Production, processing and preserving of meat, fruit and vegetables	86,578	50,259	42,917	44,732	20,026
Manufacture of vegetable and animal oils and fats...	12,503	17,104	11,792	27,472	17,758
Manufacture of dairy products	4,663	10,653	12,530	15,990	20,370
Manufacture of grain mill products	59,055	37,426	69,143	69,088	62,650
Manufacture of prepared animal feeds	1,282	1,399	1,085	861	1,474
Manufacture of bakery products	65,840	56,050	48,027	48,979	42,789
Manufacture of sugar and sugar confectionery	504,148	648,132	432,092	630,753	619,564
Manufacture of macaroni and spaghetti.....	26,398	19,831	22,699	17,903	34,049
Manufacture of food products n.e.c.	16,202	25,561	22,431	22,357	34,568
Distilling, rectifying and blending of spirits	16,524	22,462	25,018	23,853	29,219
Manufacture of wines	5,742	6,884	8,095	-4,929	17,243
Manufacture of malt liquors and malt	170,258	239,827	204,006	200,531	253,896
Manufacture of soft drinks & production of mineral waters	57,363	68,206	105,401	109,779	123,849
MANUFACTURE OF TOBACCO PRODUCTS	104,912	65,358	90,056	90,056	149,503
Manufacture of tobacco products.....	104,912	65,358	90,056	90,056	149,503
MANUFACTURE OF TEXTILES	133,139	140,782	109,286	106,773	120,076
Spinning, weaving and finishing of textiles	112,572	126,968	95,103	92,875	97,842
Manufacture of cordage, rope, twine and netting	20,020	13,450	13,637	12,904	21,146
Knitting mills	547	364	547	995	1,088
MANUFACTURE OF WEARING APPAREL, EXCEPT FUR APPAREL....	14,964	13,613	14,148	23,144	21,114
Manufacture of wearing apparel except fur apparel...	14,964	13,613	14,148	23,144	21,114
TANNING AND DRESSING OF LEATHER; MANUFACTURE OF FOOTWEAR, LUGGAGE AND HANDBAGS	103,450	112,835	150,457	112,517	142,480
Tanning and dressing of leather,luggage and handbags	60,338	67,181	104,861	65,733	89,831
Manufacture of footwear.....	43,112	45,653	45,595	46,784	52,649
MANUFACTURE OF WOOD AND OF PRODUCTS OF WOOD AND CORK, EXCEPT FURNITURE	12,573	16,381	16,851	26,411	23,924
Manufacture of wood and of products of wood and cork, except furniture.....	12,573	16,381	16,851	26,411	23,924
MANUFACTURE OF PAPER, PAPER PRODUCTS AND PRINTING.....	132,598	138,503	145,452	142,419	176,412
Manufacture of paper and paper products.....	31,447	35,196	26,072	25,233	49,269
Publishing and printing services.....	101,151	103,306	119,380	117,186	127,143
MANUFACTURE OF CHEMICALS AND CHEMICAL PRODUCTS.....	117,863	109,981	118,002	146,932	189,384
Manufacture of basic chemicals, except fertilizers and nitrogen compounds.....	10,614	18,519	19,694	19,944	16,941
Manufacture of paints, varnishes and mastics	28,068	26,325	31,733	36,508	38,850

VALUE ADDED IN THE NATIONAL ACCOUNT CONCEPT (AT FACTOR COST) BY INDUSTRIAL GROUP - PUBLIC AND PRIVATE
1999/2000 (1992 E.F.Y) - 2003/2004 (1996 E.F.Y)
TABLE 5.10 (Contd..)

(IN '000 BIRR)

I N D U S T R I A L G R O U P	VALUE ADDED IN THE NATIONAL ACCOUNT CONCEPT (AT FACTOR COST)				
	1992	1993	1994	1995	1996
Manufacture of pharmaceuticals, medicinal chemicals and botanical products.....	40,000	23,752	33,149	55,626	95,260
Manufacture of soap and detergents cleaning and polishing, perfumes and toilet preparations.....	35,657	39,499	31,500	32,063	35,695
Manufacture of chemical products n.e.c.	3,523	1,886	1,926	2,791	2,637
MANUFACTURE OF RUBBER AND PLASTIC PRODUCTS.....	103,147	134,583	134,676	153,663	176,173
Manufacture of rubber products.....	59,729	73,385	71,396	68,434	77,790
Manufacture of plastic products.....	43,418	61,199	63,280	85,229	98,383
MANUFACTURE OF OTHER NON-METALLIC MINERAL PRODUCTS ...	203,188	204,647	214,694	354,041	356,227
Manufacture of glass and glass products.....	9,328	10,126	11,609	4,104	15,694
Manufacture of structural clay products	3,980	5,150	5,956	5,800	6,729
Manufacture of cement, lime and plaster	142,973	150,013	156,003	294,717	285,985
Manufacture of articles of concrete, cement and plaster	24,278	23,794	22,112	19,078	26,942
Manufacture of non-metallic mineral products n.e.c..	22,629	15,564	19,014	30,342	20,877
MANUFACTURE OF BASIC IRON AND STEEL.....	48,521	48,142	68,212	61,110	104,286
Manufacture of basic iron and steel.....	48,521	48,142	68,212	61,110	104,286
MANUFACTURE OF FABRICATED METAL PRODUCTS EXCEPT MACHINERY AND EQUIPMENT	32,644	38,560	44,210	49,693	77,254
Manufacture of structural metal products, tanks, reservoirs and containers of metal	6,267	6,172	7,691	16,975	26,947
Manufacture of cutlery, hand tools and general hardware	3,402	4,235	6,288	6,621	11,284
Manufacture of other fabricated metal products	22,976	28,153	30,231	26,097	39,023
MANUFACTURE OF MACHINERY AND EQUIPMENT N.E.C.	2,149	2,261	1,583	1,423	2,600
Manufacture of pumps, compressors, taps and valves..	-	-	-	-	-
Manufacture of ovens, furnaces and furnace burners..	401	262	925	1,645	2,493
Manufacture of other general purpose machinery.....	69	-	-	-	-
Manufacture of machinery for food and beverage processing	1,641	1,960	1,025	230	558
Manufacture of accumulators, primary cells and and primary batteries	39	39	-367	-451	-451
MANUFACTURE OF MOTOR VEHICLES	203,593	101,249	55,516	41,254	-34,803
Manufacture of bodies for motor vehicles.....	201,523	100,016	54,284	40,042	-36,821
Manufacture of parts and accessories for motor vehicles and their engines.....	2,070	1,233	1,233	1,213	2,018
MANUFACTURE OF FURNITURE; MANUFACTURING N.E.C.	40,351	38,049	45,312	58,523	56,545
Manufacture of furniture; manufacturing n.e.c.....	40,351	38,049	45,312	58,523	56,545
T O T A L	2,279,647	2,368,736	2,213,690	2,575,327	2,838,629

TOTAL VALUE OF FIXED ASSETS BY INDUSTRIAL GROUP - PUBLIC AND PRIVATE
1999/2000 (1992 E.F.Y) - 2003/2004 (1996 E.F.Y)
TABLE 5.12

(IN '000 BIRR)

INDUSTRIAL GROUP	TOTAL VALUE OF FIXED ASSETS				
	1992	1993	1994	1995	1996
MANUFACTURE OF FOOD PRODUCTS AND BEVERAGES.....	1,981,131	2,590,422	2,785,813	2,506,326	2,269,164
Production, processing and preserving of meat, fruit and vegetables	131,821	115,483	109,487	106,252	86,010
Manufacture of vegetable and animal oils and fats...	169,123	234,650	216,683	175,743	168,546
Manufacture of dairy products	32,506	40,793	31,386	26,753	25,543
Manufacture of grain mill products	204,408	228,283	256,951	255,451	314,019
Manufacture of prepared animal feeds	929	893	821	929	7,607
Manufacture of bakery products	126,373	139,054	117,772	132,740	99,786
Manufacture of sugar and sugar confectionery	595,660	826,929	927,537	737,914	538,902
Manufacture of macaroni and spaghetti.....	27,417	24,100	23,169	33,276	59,486
Manufacture of food products n.e.c.	36,397	125,922	194,282	123,346	114,739
Distilling, rectifying and blending of spirits	9,901	11,680	10,998	19,954	20,497
Manufacture of wines	20,262	18,095	16,814	14,715	12,468
Manufacture of malt liquors and malt	369,677	609,844	615,261	606,402	568,244
Manufacture of soft drinks & production of mineral waters	256,656	214,696	264,653	272,852	253,316
MANUFACTURE OF TOBACCO PRODUCTS	23,917	67,830	61,551	61,551	105,032
Manufacture of tobacco products.....	23,917	67,830	61,551	61,551	105,032
MANUFACTURE OF TEXTILES	880,209	875,528	894,271	748,460	782,381
Spinning, weaving and finishing of textiles	850,613	843,966	868,954	725,397	762,293
Manufacture of cordage, rope, twine and netting	24,731	24,744	22,347	20,294	18,257
Knitting mills	4,866	6,818	2,970	2,770	1,832
MANUFACTURE OF WEARING APPAREL, EXCEPT FUR APPAREL....	61,456	50,800	47,616	44,743	46,958
Manufacture of wearing apparel except fur apparel...	61,456	50,800	47,616	44,743	46,958
TANNING AND DRESSING OF LEATHER; MANUFACTURE OF FOOTWEAR, LUGGAGE AND HANDBAGS	448,080	572,443	459,204	479,478	514,846
Tanning and dressing of leather,luggage and handbags	281,549	297,594	259,476	254,023	293,617
Manufacture of footwear.....	166,531	274,849	199,728	225,455	221,229
MANUFACTURE OF WOOD AND OF PRODUCTS OF WOOD AND CORK, EXCEPT FURNITURE	5,507	4,368	11,653	5,903	6,901
Manufacture of wood and of products of wood and cork, except furniture.....	5,507	4,368	11,653	5,903	6,901
MANUFACTURE OF PAPER, PAPER PRODUCTS AND PRINTING	132,547	144,819	162,710	179,855	221,956
Manufacture of paper and paper products.....	44,663	53,629	51,275	41,300	55,908
Publishing and printing services.....	87,884	91,191	111,435	138,556	166,048
MANUFACTURE OF CHEMICALS AND CHEMICAL PRODUCTS.....	479,243	420,729	489,636	453,919	405,353
Manufacture of basic chemicals, except fertilizers and nitrogen compounds.....	137,009	117,722	135,523	122,597	98,228
Manufacture of paints, varnishes and mastics	40,034	28,154	30,100	27,695	26,967

TOTAL VALUE OF FIXED ASSETS BY INDUSTRIAL GROUP - PUBLIC AND PRIVATE
1999/2000 (1992 E.F.Y) - 2003/2004 (1996 E.F.Y)
TABLE 5.12 (Contd..)

(IN '000 BIRR)

I N D U S T R I A L G R O U P	T O T A L V A L U E O F F I X E D A S S E T S				
	1992	1993	1994	1995	1996
Manufacture of pharmaceuticals, medicinal chemicals and botanical products.....	227,440	200,248	257,601	219,037	187,360
Manufacture of soap and detergents cleaning and polishing, perfumes and toilet preparations.....	62,135	67,788	58,491	58,010	73,410
Manufacture of chemical products n.e.c.	12,624	6,817	7,922	26,580	19,387
MANUFACTURE OF RUBBER AND PLASTIC PRODUCTS.....	294,339	306,043	326,970	339,918	321,330
Manufacture of rubber products.....	151,050	147,269	135,486	121,293	103,689
Manufacture of plastic products.....	143,290	158,773	191,484	218,625	217,641
MANUFACTURE OF OTHER NON-METALLIC MINERAL PRODUCTS ...	460,084	401,088	404,027	1,147,230	1,025,398
Manufacture of glass and glass products.....	34,153	20,996	18,594	18,011	16,759
Manufacture of structural clay products	1,620	10,302	9,634	8,551	6,139
Manufacture of cement, lime and plaster	190,005	156,581	168,322	915,986	816,049
Manufacture of articles of concrete, cement and plaster	36,590	25,889	25,290	26,327	43,528
Manufacture of non-metallic mineral products n.e.c..	197,717	187,319	182,187	178,354	142,923
MANUFACTURE OF BASIC IRON AND STEEL.....	58,306	128,277	116,225	127,005	380,491
Manufacture of basic iron and steel.....	58,306	128,277	116,225	127,005	380,491
MANUFACTURE OF FABRICATED METAL PRODUCTS EXCEPT MACHINERY AND EQUIPMENT	185,371	204,514	203,682	227,348	217,516
Manufacture of structural metal products, tanks, reservoirs and containers of metal	27,089	19,435	20,953	55,761	50,624
Manufacture of cutlery, hand tools and general hardware	8,657	10,289	30,308	28,740	7,675
Manufacture of other fabricated metal products	149,625	174,790	152,421	142,847	159,218
MANUFACTURE OF MACHINERY AND EQUIPMENT N.E.C.	12,224	6,196	17,952	16,340	12,239
Manufacture of pumps, compressors, taps and valves..	-	-	-	-	-
Manufacture of ovens, furnaces and furnace burners..	318	39	7,413	8,759	8,081
Manufacture of other general purpose machinery.....	12	-	-	-	-
Manufacture of machinery for food and beverage processing	11,849	6,117	7,400	5,307	2,119
Manufacture of accumulators, primary cells and and primary batteries	45	40	3,139	2,274	2,039
MANUFACTURE OF MOTOR VEHICLES	107,634	103,879	103,262	86,074	89,409
Manufacture of bodies for motor vehicles.....	103,989	100,189	100,016	82,828	84,253
Manufacture of parts and accessories for motor vehicles and their engines.....	3,645	3,690	3,246	3,246	5,157
MANUFACTURE OF FURNITURE; MANUFACTURING N.E.C.	89,853	98,159	105,199	103,205	112,514
Manufacture of furniture; manufacturing n.e.c.....	89,853	98,159	105,199	103,205	112,514
T O T A L	5,219,901	5,975,094	6,189,771	6,527,355	6,511,489

NEW CAPITAL EXPENDITURE BY INDUSTRIAL GROUP - PUBLIC AND PRIVATE
1999/2000 (1992 E.F.Y) - 2003/2004 (1996 E.F.Y)
TABLE 5.13

(IN '000 BIRR)

INDUSTRIAL GROUP	NEW CAPITAL EXPENDITURE				
	1992	1993	1994	1995	1996
MANUFACTURE OF FOOD PRODUCTS AND BEVERAGES.....	196,729	198,011	266,324	282,990	216,795
Production, processing and preserving of meat, fruit and vegetables	2,331	8,015	1,772	4,134	-
Manufacture of vegetable and animal oils and fats...	1,516	515	2,321	776	4,434
Manufacture of dairy products	20	1,407	2,853	2,326	2,671
Manufacture of grain mill products	15,455	15,396	32,540	19,248	22,880
Manufacture of prepared animal feeds	160	150	184	299	879
Manufacture of bakery products	7,974	15,508	5,887	23,024	11,480
Manufacture of sugar and sugar confectionery	19,208	74,673	119,106	85,236	62,766
Manufacture of macaroni and spaghetti.....	136	994	868	9,781	2,988
Manufacture of food products n.e.c.	438	1,582	12,494	1,224	8,424
Distilling, rectifying and blending of spirits	546	2,156	3,481	9,954	4,319
Manufacture of wines	305	57	1,174	1,656	1,292
Manufacture of malt liquors and malt	67,964	20,900	47,281	55,886	65,384
Manufacture of soft drinks & production of mineral waters	80,677	56,656	36,363	69,444	29,277
MANUFACTURE OF TOBACCO PRODUCTS	-	139	1,507	1,507	54,297
Manufacture of tobacco products.....	-	139	1,507	1,507	54,297
MANUFACTURE OF TEXTILES	28,810	72,262	20,615	21,609	77,717
Spinning, weaving and finishing of textiles	27,398	68,542	19,844	20,637	75,803
Manufacture of cordage, rope, twine and netting	1,412	3,128	572	971	1,611
Knitting mills	-	593	200	-	303
MANUFACTURE OF WEARING APPAREL, EXCEPT FUR APPAREL....	6,205	1,531	88	553	5,534
Manufacture of wearing apparel except fur apparel...	6,205	1,531	88	553	5,534
TANNING AND DRESSING OF LEATHER; MANUFACTURE OF FOOTWEAR, LUGGAGE AND HANDBAGS	44,212	52,451	46,833	48,523	60,663
Tanning and dressing of leather,luggage and handbags	19,112	24,597	31,813	28,364	30,192
Manufacture of footwear.....	25,100	27,854	15,020	20,159	30,471
MANUFACTURE OF WOOD AND OF PRODUCTS OF WOOD AND CORK, EXCEPT FURNITURE	469	123	7,098	389	2,083
Manufacture of wood and of products of wood and cork, except furniture.....	469	123	7,098	389	2,083
MANUFACTURE OF PAPER, PAPER PRODUCTS AND PRINTING	24,209	26,566	26,569	44,663	67,479
Manufacture of paper and paper products.....	6,871	15,101	8,166	3,717	14,329
Publishing and printing services.....	17,337	11,465	18,404	40,946	53,150
MANUFACTURE OF CHEMICALS AND CHEMICAL PRODUCTS.....	21,334	39,094	16,349	24,212	21,755
Manufacture of basic chemicals, except fertilizers and nitrogen compounds.....	3,564	3,150	4,441	1,610	4,684
Manufacture of paints, varnishes and mastics	2,827	1,388	5,372	2,060	3,235

NEW CAPITAL EXPENDITURE BY INDUSTRIAL GROUP - PUBLIC AND PRIVATE
1999/2000 (1992 E.F.Y) - 2003/2004 (1996 E.F.Y)
TABLE 5.13 (Contd..)

(IN '000 BIRR)

I N D U S T R I A L G R O U P	N E W C A P I T A L E X P E N D I T U R E				
	1992	1993	1994	1995	1996
Manufacture of pharmaceuticals, medicinal chemicals and botanical products.....	7,441	2,792	2,123	13,044	8,170
Manufacture of soap and detergents cleaning and polishing, perfumes and toilet preparations.....	5,516	31,764	3,495	5,809	5,024
Manufacture of chemical products n.e.c.	1,986	-	919	1,688	642
MANUFACTURE OF RUBBER AND PLASTIC PRODUCTS.....	29,232	37,324	20,569	31,476	57,358
Manufacture of rubber products.....	16,687	16,877	5,936	6,557	1,677
Manufacture of plastic products.....	12,545	20,447	14,633	24,918	55,681
MANUFACTURE OF OTHER NON-METALLIC MINERAL PRODUCTS ...	34,076	68,649	22,547	23,081	49,249
Manufacture of glass and glass products.....	1,324	1,771	68	532	1,297
Manufacture of structural clay products	2	429	505	583	3
Manufacture of cement, lime and plaster	25,178	59,533	15,497	17,434	34,600
Manufacture of articles of concrete, cement and plaster	3,129	4,504	2,560	1,761	3,763
Manufacture of non-metallic mineral products n.e.c..	4,444	2,413	3,916	2,772	9,585
MANUFACTURE OF BASIC IRON AND STEEL.....	6,445	16,238	5,496	6,941	263,237
Manufacture of basic iron and steel.....	6,445	16,238	5,496	6,941	263,237
MANUFACTURE OF FABRICATED METAL PRODUCTS EXCEPT MACHINERY AND EQUIPMENT	11,969	9,658	6,552	15,452	16,292
Manufacture of structural metal products, tanks, reservoirs and containers of metal	6,119	1,189	1,873	4,067	5,326
Manufacture of cutlery, hand tools and general hardware	694	311	1,388	4,086	980
Manufacture of other fabricated metal products	5,156	8,159	3,291	7,299	9,986
MANUFACTURE OF MACHINERY AND EQUIPMENT N.E.C.	684	140	661	1,997	195
Manufacture of pumps, compressors, taps and valves..	-	-	-	-	-
Manufacture of ovens, furnaces and furnace burners..	1	-	619	410	188
Manufacture of other general purpose machinery.....	-	-	-	-	-
Manufacture of machinery for food and beverage processing	683	140	43	1,517	7
Manufacture of accumulators, primary cells and and primary batteries	-	-	-	70	-
MANUFACTURE OF MOTOR VEHICLES	38,499	11,079	8,288	5,513	20,510
Manufacture of bodies for motor vehicles.....	38,499	11,079	8,288	5,513	20,510
Manufacture of parts and accessories for motor vehicles and their engines.....	-	-	-	-	-
MANUFACTURE OF FURNITURE; MANUFACTURING N.E.C.	10,440	9,646	11,792	8,105	12,349
Manufacture of furniture; manufacturing n.e.c.....	10,440	9,646	11,792	8,105	12,349
T O T A L	453,315	542,911	461,290	517,011	925,514

OPERATING SURPLUS BY INDUSTRIAL GROUP - PUBLIC AND PRIVATE
1999/2000 (1992 E.F.Y) - 2003/2004 (1996 E.F.Y)
TABLE 5.14

(IN '000 BIRR)

INDUSTRIAL GROUP	OPERATING SURPLUS				
	1992	1993	1994	1995	1996
MANUFACTURE OF FOOD PRODUCTS AND BEVERAGES.....	829,091	985,101	735,766	918,056	973,970
Production, processing and preserving of meat, fruit and vegetables	67,355	34,600	25,812	29,520	9,756
Manufacture of vegetable and animal oils and fats...	4,688	9,418	4,063	18,817	8,827
Manufacture of dairy products	3,801	8,912	9,153	11,593	15,196
Manufacture of grain mill products	39,096	16,278	47,696	45,185	39,059
Manufacture of prepared animal feeds	533	489	380	40	769
Manufacture of bakery products	49,728	38,547	30,507	30,969	26,240
Manufacture of sugar and sugar confectionery	447,364	584,533	346,442	541,030	524,787
Manufacture of macaroni and spaghetti.....	23,059	16,355	19,171	13,030	23,060
Manufacture of food products n.e.c.	12,809	21,472	17,736	17,468	29,083
Distilling, rectifying and blending of spirits	10,982	14,755	15,724	14,605	18,786
Manufacture of wines	2,253	2,686	4,300	-9,213	11,814
Manufacture of malt liquors and malt	139,830	203,652	162,864	152,988	201,458
Manufacture of soft drinks & production of mineral waters	27,593	33,404	51,916	52,024	65,135
MANUFACTURE OF TOBACCO PRODUCTS	95,091	53,958	76,363	76,363	136,524
Manufacture of tobacco products.....	95,091	53,958	76,363	76,363	136,524
MANUFACTURE OF TEXTILES	21,405	27,208	-10,024	-8,613	-27,151
Spinning, weaving and finishing of textiles	12,745	26,314	-11,777	-11,120	-35,841
Manufacture of cordage, rope, twine and netting	8,425	867	1,516	1,787	8,057
Knitting mills	236	26	236	719	632
MANUFACTURE OF WEARING APPAREL, EXCEPT FUR APPAREL....	-285	-2,842	-2,559	1,615	201
Manufacture of wearing apparel except fur apparel...	-285	-2,842	-2,559	1,615	201
TANNING AND DRESSING OF LEATHER; MANUFACTURE OF FOOTWEAR, LUGGAGE AND HANDBAGS	50,517	52,533	89,312	54,614	88,255
Tanning and dressing of leather,luggage and handbags	28,085	28,907	61,218	29,333	60,129
Manufacture of footwear.....	22,432	23,625	28,094	25,281	28,126
MANUFACTURE OF WOOD AND OF PRODUCTS OF WOOD AND CORK, EXCEPT FURNITURE	5,771	9,815	9,539	15,712	12,605
Manufacture of wood and of products of wood and cork, except furniture.....	5,771	9,815	9,539	15,712	12,605
MANUFACTURE OF PAPER, PAPER PRODUCTS AND PRINTING	90,275	91,243	92,874	88,079	115,520
Manufacture of paper and paper products.....	20,799	23,933	13,981	11,928	36,018
Publishing and printing services.....	69,476	67,311	78,893	76,151	79,502
MANUFACTURE OF CHEMICALS AND CHEMICAL PRODUCTS.....	88,938	79,372	80,720	102,767	142,725
Manufacture of basic chemicals, except fertilizers and nitrogen compounds.....	5,299	11,765	9,708	9,334	4,803
Manufacture of paints, varnishes and mastics	23,853	22,257	26,584	29,229	31,878

OPERATING SURPLUS BY INDUSTRIAL GROUP - PUBLIC AND PRIVATE
1999/2000 (1992 E.F.Y) - 2003/2004 (1996 E.F.Y)
TABLE 5.14 (Contd..)

(IN '000 BIRR)

I N D U S T R I A L G R O U P	O P E R A T I N G S U R P L U S				
	1992	1993	1994	1995	1996
Manufacture of pharmaceuticals, medicinal chemicals and botanical products.....	29,775	13,089	21,523	41,902	80,862
Manufacture of soap and detergents cleaning and polishing, perfumes and toilet preparations.....	27,376	31,349	22,838	22,300	25,355
Manufacture of chemical products n.e.c.	2,634	912	66	1	-173
MANUFACTURE OF RUBBER AND PLASTIC PRODUCTS.....	78,614	106,381	102,484	118,404	137,788
Manufacture of rubber products.....	48,100	59,573	57,493	53,784	60,878
Manufacture of plastic products.....	30,514	46,808	44,992	64,620	76,909
MANUFACTURE OF OTHER NON-METALLIC MINERAL PRODUCTS ...	155,150	150,877	157,519	282,859	281,962
Manufacture of glass and glass products.....	5,794	6,961	8,628	2,188	11,883
Manufacture of structural clay products	1,696	2,268	2,855	2,688	3,310
Manufacture of cement, lime and plaster	121,668	125,050	130,829	257,100	250,942
Manufacture of articles of concrete, cement and plaster	14,121	12,050	11,543	7,736	11,789
Manufacture of non-metallic mineral products n.e.c..	11,871	4,548	3,665	13,147	4,037
MANUFACTURE OF BASIC IRON AND STEEL.....	36,734	34,108	51,384	41,420	82,924
Manufacture of basic iron and steel.....	36,734	34,108	51,384	41,420	82,924
MANUFACTURE OF FABRICATED METAL PRODUCTS EXCEPT MACHINERY AND EQUIPMENT	17,184	19,107	24,027	23,192	47,318
Manufacture of structural metal products, tanks, reservoirs and containers of metal	2,698	2,564	3,995	8,254	17,384
Manufacture of cutlery, hand tools and general hardware	595	1,350	2,697	2,560	6,645
Manufacture of other fabricated metal products	13,891	15,193	17,335	12,378	23,289
MANUFACTURE OF MACHINERY AND EQUIPMENT N.E.C.	933	1,263	532	293	1,375
Manufacture of pumps, compressors, taps and valves..	-	-	-	-	-
Manufacture of ovens, furnaces and furnace burners..	227	86	564	1,053	1,754
Manufacture of other general purpose machinery.....	33	-	-	-	-
Manufacture of machinery for food and beverage processing	660	1,164	413	-213	168
Manufacture of accumulators, primary cells and and primary batteries	13	13	-444	-547	-547
MANUFACTURE OF MOTOR VEHICLES	188,597	86,318	42,493	25,912	-54,482
Manufacture of bodies for motor vehicles.....	186,719	85,754	41,929	25,368	-55,607
Manufacture of parts and accessories for motor vehicles and their engines.....	1,878	564	564	543	1,125
MANUFACTURE OF FURNITURE; MANUFACTURING N.E.C.	18,608	15,786	19,898	32,272	27,783
Manufacture of furniture; manufacturing n.e.c.....	18,608	15,786	19,898	32,272	27,783
T O T A L	1,676,624	1,710,228	1,470,327	1,772,943	1,967,317

RATIO OF IMPORTED TO CONSUMED TOTAL RAW MATERIAL COSTS BY INDUSTRIAL GROUP - PUBLIC AND PRIVATE
1999/2000 (1992 E.F.Y) - 2003/2004 (1996 E.F.Y)
TABLE 5.15

INDUSTRIAL GROUP	1992	1993	1994	1995	1996
MANUFACTURE OF FOOD PRODUCTS AND BEVERAGES.....	.278	.193	.250	.220	.214
Production, processing and preserving of meat, fruit and vegetables121	.153	.130	.125	.347
Manufacture of vegetable and animal oils and fats...	.006	.011	.001	.010	.022
Manufacture of dairy products112	.156	.166	.162	.167
Manufacture of grain mill products229	.139	.142	.119	.041
Manufacture of prepared animal feeds041	.030	-	-	-
Manufacture of bakery products384	.198	.119	.079	.082
Manufacture of sugar and sugar confectionery328	.017	.257	.166	.159
Manufacture of macaroni and spaghetti.....	-	.030	-	.016	.305
Manufacture of food products n.e.c.041	.125	.048	.074	.020
Distilling, rectifying and blending of spirits249	.106	.120	.688	.281
Manufacture of wines278	.431	.492	.410	-
Manufacture of malt liquors and malt531	.509	.358	.367	.432
Manufacture of soft drinks & production of mineral waters494	.457	.630	.698	.631
MANUFACTURE OF TOBACCO PRODUCTS782	.726	.798	.798	.368
Manufacture of tobacco products.....	.782	.726	.798	.798	.368
MANUFACTURE OF TEXTILES314	.242	.259	.290	.311
Spinning, weaving and finishing of textiles267	.227	.218	.256	.295
Manufacture of cordage, rope, twine and netting842	.446	.805	.897	.796
Knitting mills794	.902	.798	.871	.574
MANUFACTURE OF WEARING APPAREL, EXCEPT FUR APPAREL....	.174	.070	.099	.257	.163
Manufacture of wearing apparel except fur apparel...	.174	.070	.099	.257	.163
TANNING AND DRESSING OF LEATHER; MANUFACTURE OF FOOTWEAR, LUGGAGE AND HANDBAGS270	.198	.230	.216	.184
Tanning and dressing of leather,luggage and handbags	.217	.123	.170	.137	.099
Manufacture of footwear.....	.396	.509	.490	.613	.509
MANUFACTURE OF WOOD AND OF PRODUCTS OF WOOD AND CORK, EXCEPT FURNITURE577	.631	.568	.546	.564
Manufacture of wood and of products of wood and cork, except furniture.....	.577	.631	.568	.546	.564
MANUFACTURE OF PAPER, PAPER PRODUCTS AND PRINTING524	.593	.732	.754	.712
Manufacture of paper and paper products.....	.535	.910	.958	.935	.954
Publishing and printing services.....	.518	.366	.580	.652	.547
MANUFACTURE OF CHEMICALS AND CHEMICAL PRODUCTS.....	.737	.770	.772	.732	.779
Manufacture of basic chemicals, except fertilizers and nitrogen compounds.....	.310	.472	.291	.455	.424
Manufacture of paints, varnishes and mastics696	.677	.605	.648	.709

RATIO OF IMPORTED TO TOTAL CONSUMED RAW MATERIAL COSTS BY INDUSTRIAL GROUP - PUBLIC AND PRIVATE
1999/2000 (1992 E.F.Y) - 2003/2004 (1996 E.F.Y)
TABLE 5.15 (Contd..)

INDUSTRIAL GROUP	1992	1993	1994	1995	1996
Manufacture of pharmaceuticals, medicinal chemicals and botanical products.....	.691	.938	.965	.895	.932
Manufacture of soap and detergents cleaning and polishing, perfumes and toilet preparations.....	.810	.757	.856	.709	.812
Manufacture of chemical products n.e.c.928	.844	.686	.842	.592
MANUFACTURE OF RUBBER AND PLASTIC PRODUCTS.....	.957	.963	.826	.850	.940
Manufacture of rubber products.....	.998	.983	.877	.714	.851
Manufacture of plastic products.....	.924	.947	.796	.912	.970
MANUFACTURE OF OTHER NON-METALLIC MINERAL PRODUCTS332	.188	.047	.298	.170
Manufacture of glass and glass products.....	.293	.341	.057	.253	.405
Manufacture of structural clay products	-	.053	.159	.775	-
Manufacture of cement, lime and plaster478	.245	.049	.381	.154
Manufacture of articles of concrete, cement and plaster039	.047	.008	.010	.122
Manufacture of non-metallic mineral products n.e.c..	.102	.181	.065	.057	.268
MANUFACTURE OF BASIC IRON AND STEEL.....	.983	.992	.992	.992	.990
Manufacture of basic iron and steel.....	.983	.992	.992	.992	.990
MANUFACTURE OF FABRICATED METAL PRODUCTS EXCEPT MACHINERY AND EQUIPMENT819	.873	.899	.890	.850
Manufacture of structural metal products, tanks, reservoirs and containers of metal513	.657	.750	.885	.848
Manufacture of cutlery, hand tools and general hardware916	.757	.902	.827	.817
Manufacture of other fabricated metal products922	.938	.929	.920	.865
MANUFACTURE OF MACHINERY AND EQUIPMENT N.E.C.582	.405	.945	.923	.942
Manufacture of pumps, compressors, taps and valves..	-	-	-	-	-
Manufacture of ovens, furnaces and furnace burners..	.579	.938	.992	.988	.990
Manufacture of other general purpose machinery.....	-	-	-	-	-
Manufacture of machinery for food and beverage processing584	.260	.663	.440	.486
Manufacture of accumulators, primary cells and and primary batteries	1.000	1.000	1.000	1.000	1.000
MANUFACTURE OF MOTOR VEHICLES912	.873	.892	.934	.926
Manufacture of bodies for motor vehicles.....	.913	.873	.892	.933	.925
Manufacture of parts and accessories for motor vehicles and their engines.....	-	1.000	1.000	1.000	1.000
MANUFACTURE OF FURNITURE; MANUFACTURING N.E.C.427	.353	.416	.423	.442
Manufacture of furniture; manufacturing n.e.c.....	.427	.353	.416	.423	.442
T O T A L	.516	.455	.452	.437	.471

PERCENTAGE DISTRIBUTION OF VALUE ADDED* BY INDUSTRIAL GROUP - PUBLIC AND PRIVATE
1999/2000 (1992 E.F.Y) - 2003/2004 (1996 E.F.Y)
TABLE 5.16

I N D U S T R I A L G R O U P	1992	1993	1994	1995	1996
MANUFACTURE OF FOOD PRODUCTS AND BEVERAGES.....	45.03	50.82	45.41	46.88	45.00
Production, processing and preserving of meat, fruit and vegetables	3.80	2.12	1.94	1.74	.71
Manufacture of vegetable and animal oils and fats...	.55	.72	.53	1.07	.63
Manufacture of dairy products20	.45	.57	.62	.72
Manufacture of grain mill products	2.59	1.58	3.12	2.68	2.21
Manufacture of prepared animal feeds06	.06	.05	.03	.05
Manufacture of bakery products	2.89	2.37	2.17	1.90	1.51
Manufacture of sugar and sugar confectionery	22.12	27.36	19.52	24.49	21.83
Manufacture of macaroni and spaghetti.....	1.16	.84	1.03	.70	1.20
Manufacture of food products n.e.c.71	1.08	1.01	.87	1.22
Distilling, rectifying and blending of spirits72	.95	1.13	.93	1.03
Manufacture of wines25	.29	.37	-.19	.61
Manufacture of malt liquors and malt	7.47	10.12	9.22	7.79	8.94
Manufacture of soft drinks & production of mineral waters	2.52	2.88	4.76	4.26	4.36
MANUFACTURE OF TOBACCO PRODUCTS	4.60	2.76	4.07	3.50	5.27
Manufacture of tobacco products.....	4.60	2.76	4.07	3.50	5.27
MANUFACTURE OF TEXTILES	5.84	5.94	4.94	4.15	4.23
Spinning, weaving and finishing of textiles	4.94	5.36	4.30	3.61	3.45
Manufacture of cordage, rope, twine and netting88	.57	.62	.50	.74
Knitting mills02	.02	.02	.04	.04
MANUFACTURE OF WEARING APPAREL, EXCEPT FUR APPAREL....	.66	.57	.64	.90	.74
Manufacture of wearing apparel except fur apparel...	.66	.57	.64	.90	.74
TANNING AND DRESSING OF LEATHER; MANUFACTURE OF FOOTWEAR, LUGGAGE AND HANDBAGS	4.54	4.76	6.80	4.37	5.02
Tanning and dressing of leather,luggage and handbags	2.65	2.84	4.74	2.55	3.16
Manufacture of footwear.....	1.89	1.93	2.06	1.82	1.85
MANUFACTURE OF WOOD AND OF PRODUCTS OF WOOD AND CORK, EXCEPT FURNITURE55	.69	.76	1.03	.84
Manufacture of wood and of products of wood and cork, except furniture.....	.55	.69	.76	1.03	.84
MANUFACTURE OF PAPER, PAPER PRODUCTS AND PRINTING.....	5.82	5.85	6.57	5.53	6.21
Manufacture of paper and paper products.....	1.38	1.49	1.18	.98	1.74
Publishing and printing services.....	4.44	4.36	5.39	4.55	4.48
MANUFACTURE OF CHEMICALS AND CHEMICAL PRODUCTS.....	5.17	4.64	5.33	5.71	6.67
Manufacture of basic chemicals, except fertilizers and nitrogen compounds.....	.47	.78	.89	.77	.60
Manufacture of paints, varnishes and mastics	1.23	1.11	1.43	1.42	1.37

* IN THE NATIONAL ACCOUNT CONCEPT AT FACTOR COST

PERCENTAGE DISTRIBUTION OF VALUE ADDED* BY INDUSTRIAL GROUP - PUBLIC AND PRIVATE
1999/2000 (1992 E.F.Y) - 2003/2004 (1996 E.F.Y)
TABLE 5.16 (Contd..)

INDUSTRIAL GROUP	1992	1993	1994	1995	1996
Manufacture of pharmaceuticals, medicinal chemicals and botanical products.....	1.75	1.00	1.50	2.16	3.36
Manufacture of soap and detergents cleaning and polishing, perfumes and toilet preparations.....	1.56	1.67	1.42	1.24	1.26
Manufacture of chemical products n.e.c.15	.08	.09	.11	.09
MANUFACTURE OF RUBBER AND PLASTIC PRODUCTS.....	4.52	5.68	6.08	5.97	6.21
Manufacture of rubber products.....	2.62	3.10	3.23	2.66	2.74
Manufacture of plastic products.....	1.90	2.58	2.86	3.31	3.47
MANUFACTURE OF OTHER NON-METALLIC MINERAL PRODUCTS ...	8.91	8.64	9.70	13.75	12.55
Manufacture of glass and glass products.....	.41	.43	.52	.16	.55
Manufacture of structural clay products17	.22	.27	.23	.24
Manufacture of cement, lime and plaster	6.27	6.33	7.05	11.44	10.07
Manufacture of articles of concrete, cement and plaster	1.06	1.00	1.00	.74	.95
Manufacture of non-metallic mineral products n.e.c..	.99	.66	.86	1.18	.74
MANUFACTURE OF BASIC IRON AND STEEL.....	2.13	2.03	3.08	2.37	3.67
Manufacture of basic iron and steel.....	2.13	2.03	3.08	2.37	3.67
MANUFACTURE OF FABRICATED METAL PRODUCTS EXCEPT MACHINERY AND EQUIPMENT	1.43	1.63	2.00	1.93	2.72
Manufacture of structural metal products, tanks, reservoirs and containers of metal27	.26	.35	.66	.95
Manufacture of cutlery, hand tools and general hardware15	.18	.28	.26	.40
Manufacture of other fabricated metal products	1.01	1.19	1.37	1.01	1.37
MANUFACTURE OF MACHINERY AND EQUIPMENT N.E.C.09	.10	.07	.06	.09
Manufacture of pumps, compressors, taps and valves..	-	-	-	-	-
Manufacture of ovens, furnaces and furnace burners..	.02	.01	.04	.06	.09
Manufacture of other general purpose machinery.....	-	-	-	-	-
Manufacture of machinery for food and beverage processing07	.08	.05	.01	.02
Manufacture of accumulators, primary cells and and primary batteries	-	-	-.02	-.02	-.02
MANUFACTURE OF MOTOR VEHICLES	8.93	4.27	2.51	1.60	-1.23
Manufacture of bodies for motor vehicles.....	8.84	4.22	2.45	1.55	-1.30
Manufacture of parts and accessories for motor vehicles and their engines.....	.09	.05	.06	.05	.07
MANUFACTURE OF FURNITURE; MANUFACTURING N.E.C.	1.77	1.61	2.05	2.27	1.99
Manufacture of furniture; manufacturing n.e.c.....	1.77	1.61	2.05	2.27	1.99
T O T A L	100.00	100.00	100.00	100.00	100.00

* IN THE NATIONAL ACCOUNT CONCEPT AT FACTOR COST

RATIO OF COST OF ENERGY CONSUMED TO TOTAL INDUSTRIAL COST BY INDUSTRIAL GROUP - PUBLIC AND PRIVATE
1999/2000 (1992 E.F.Y) - 2003/2004 (1996 E.F.Y)
TABLE 5.17

INDUSTRIAL GROUP	1992	1993	1994	1995	1996
MANUFACTURE OF FOOD PRODUCTS AND BEVERAGES.....	.056	.072	.074	.075	.108
Production, processing and preserving of meat, fruit and vegetables050	.068	.074	.058	.066
Manufacture of vegetable and animal oils and fats...	.074	.057	.092	.079	.069
Manufacture of dairy products096	.099	.051	.072	.037
Manufacture of grain mill products021	.029	.034	.029	.027
Manufacture of prepared animal feeds037	.044	.041	.043	.028
Manufacture of bakery products058	.075	.097	.073	.059
Manufacture of sugar and sugar confectionery080	.078	.063	.095	.309
Manufacture of macaroni and spaghetti.....	.032	.032	.041	.038	.039
Manufacture of food products n.e.c.040	.057	.097	.098	.061
Distilling, rectifying and blending of spirits254	.266	.304	.189	.076
Manufacture of wines016	.019	.007	.017	.052
Manufacture of malt liquors and malt118	.153	.134	.156	.127
Manufacture of soft drinks & production of mineral waters045	.077	.056	.065	.049
MANUFACTURE OF TOBACCO PRODUCTS009	.008	.008	.008	.009
Manufacture of tobacco products.....	.009	.008	.008	.008	.009
MANUFACTURE OF TEXTILES122	.125	.141	.104	.092
Spinning, weaving and finishing of textiles128	.129	.146	.107	.094
Manufacture of cordage, rope, twine and netting049	.068	.068	.054	.062
Knitting mills120	.034	.174	.032	.056
MANUFACTURE OF WEARING APPAREL, EXCEPT FUR APPAREL....	.025	.057	.030	.022	.019
Manufacture of wearing apparel except fur apparel...	.025	.057	.030	.022	.019
TANNING AND DRESSING OF LEATHER; MANUFACTURE OF FOOTWEAR, LUGGAGE AND HANDBAGS024	.022	.018	.016	.021
Tanning and dressing of leather, luggage and handbags	.023	.017	.014	.010	.015
Manufacture of footwear.....	.028	.041	.036	.044	.040
MANUFACTURE OF WOOD AND OF PRODUCTS OF WOOD AND CORK, EXCEPT FURNITURE237	.230	.224	.221	.240
Manufacture of wood and of products of wood and cork, except furniture.....	.237	.230	.224	.221	.240
MANUFACTURE OF PAPER, PAPER PRODUCTS AND PRINTING.....	.041	.063	.055	.054	.054
Manufacture of paper and paper products.....	.079	.116	.104	.105	.110
Publishing and printing services.....	.018	.021	.017	.022	.013
MANUFACTURE OF CHEMICALS AND CHEMICAL PRODUCTS.....	.028	.041	.035	.037	.040
Manufacture of basic chemicals, except fertilizers and nitrogen compounds.....	.282	.289	.290	.319	.336
Manufacture of paints, varnishes and mastics006	.003	.006	.006	.004

RATIO OF COST OF ENERGY CONSUMED TO TOTAL INDUSTRIAL COST BY INDUSTRIAL GROUP - PUBLIC AND PRIVATE
1999/2000 (1992 E.F.Y) - 2003/2004 (1996 E.F.Y)
TABLE 5.17 (Contd..)

I N D U S T R I A L G R O U P	1992	1993	1994	1995	1996
Manufacture of pharmaceuticals, medicinal chemicals and botanical products.....	.021	.021	.018	.028	.029
Manufacture of soap and detergents cleaning and polishing, perfumes and toilet preparations.....	.025	.028	.021	.024	.024
Manufacture of chemical products n.e.c.026	.025	.019	.013	.014
MANUFACTURE OF RUBBER AND PLASTIC PRODUCTS.....	.080	.085	.093	.083	.086
Manufacture of rubber products.....	.123	.131	.141	.134	.167
Manufacture of plastic products.....	.040	.044	.061	.057	.054
MANUFACTURE OF OTHER NON-METALLIC MINERAL PRODUCTS473	.568	.484	.518	.460
Manufacture of glass and glass products.....	.553	.490	.544	.345	.460
Manufacture of structural clay products912	.854	.883	.799	.920
Manufacture of cement, lime and plaster596	.738	.583	.598	.551
Manufacture of articles of concrete, cement and plaster046	.054	.049	.051	.030
Manufacture of non-metallic mineral products n.e.c..	.155	.153	.200	.138	.062
MANUFACTURE OF BASIC IRON AND STEEL.....	.036	.012	.022	.024	.014
Manufacture of basic iron and steel.....	.036	.012	.022	.024	.014
MANUFACTURE OF FABRICATED METAL PRODUCTS EXCEPT MACHINERY AND EQUIPMENT075	.053	.063	.070	.054
Manufacture of structural metal products, tanks, reservoirs and containers of metal022	.033	.045	.072	.049
Manufacture of cutlery, hand tools and general hardware080	.077	.026	.027	.022
Manufacture of other fabricated metal products092	.054	.081	.083	.072
MANUFACTURE OF MACHINERY AND EQUIPMENT N.E.C.053	.040	.064	.037	.022
Manufacture of pumps, compressors, taps and valves..	-	-	-	-	-
Manufacture of ovens, furnaces and furnace burners..	.059	.066	.079	.034	.016
Manufacture of other general purpose machinery.....	.089	-	-	-	-
Manufacture of machinery for food and beverage processing050	.034	.077	.037	.042
Manufacture of accumulators, primary cells and and primary batteries030	.030	.039	.048	.048
MANUFACTURE OF MOTOR VEHICLES003	.010	.010	.018	.014
Manufacture of bodies for motor vehicles.....	.003	.010	.010	.017	.014
Manufacture of parts and accessories for motor vehicles and their engines.....	.054	.091	.091	.091	.048
MANUFACTURE OF FURNITURE; MANUFACTURING N.E.C.020	.028	.023	.020	.026
Manufacture of furniture; manufacturing n.e.c.....	.020	.028	.023	.020	.026
T O T A L	.076	.090	.095	.109	.106

RATIO OF VALUE ADDED* TO GROSS VALUE OF PRODUCTION BY INDUSTRIAL GROUP- PUBLIC AND PRIVATE
1999/2000 (1992 E.F.Y) - 2003/2004 (1996 E.F.Y)
TABLE 5.18

INDUSTRIAL GROUP	1992	1993	1994	1995	1996
MANUFACTURE OF FOOD PRODUCTS AND BEVERAGES.....	.308	.361	.321	.337	.320
Production, processing and preserving of meat, fruit and vegetables354	.343	.388	.357	.324
Manufacture of vegetable and animal oils and fats...	.124	.158	.145	.237	.161
Manufacture of dairy products344	.321	.310	.317	.338
Manufacture of grain mill products111	.090	.190	.148	.121
Manufacture of prepared animal feeds196	.242	.256	.151	.110
Manufacture of bakery products222	.237	.235	.236	.206
Manufacture of sugar and sugar confectionery513	.610	.487	.541	.486
Manufacture of macaroni and spaghetti.....	.254	.199	.291	.168	.186
Manufacture of food products n.e.c.298	.395	.361	.321	.324
Distilling, rectifying and blending of spirits281	.329	.353	.312	.318
Manufacture of wines305	.289	.304	-.124	.350
Manufacture of malt liquors and malt298	.364	.297	.299	.328
Manufacture of soft drinks & production of mineral waters161	.167	.203	.231	.226
MANUFACTURE OF TOBACCO PRODUCTS401	.261	.351	.351	.411
Manufacture of tobacco products.....	.401	.261	.351	.351	.411
MANUFACTURE OF TEXTILES221	.201	.162	.142	.126
Spinning, weaving and finishing of textiles206	.195	.153	.133	.109
Manufacture of cordage, rope, twine and netting367	.291	.254	.267	.400
Knitting mills357	.110	.309	.305	.388
MANUFACTURE OF WEARING APPAREL, EXCEPT FUR APPAREL....	.239	.244	.246	.317	.244
Manufacture of wearing apparel except fur apparel...	.239	.244	.246	.317	.244
TANNING AND DRESSING OF LEATHER; MANUFACTURE OF FOOTWEAR, LUGGAGE AND HANDBAGS175	.134	.182	.142	.175
Tanning and dressing of leather, luggage and handbags	.156	.107	.167	.109	.152
Manufacture of footwear.....	.210	.212	.230	.249	.235
MANUFACTURE OF WOOD AND OF PRODUCTS OF WOOD AND CORK, EXCEPT FURNITURE367	.405	.409	.431	.409
Manufacture of wood and of products of wood and cork, except furniture.....	.367	.405	.409	.431	.409
MANUFACTURE OF PAPER, PAPER PRODUCTS AND PRINTING.....	.385	.365	.337	.328	.288
Manufacture of paper and paper products.....	.280	.248	.185	.185	.226
Publishing and printing services.....	.436	.436	.412	.394	.322
MANUFACTURE OF CHEMICALS AND CHEMICAL PRODUCTS.....	.252	.212	.230	.256	.261
Manufacture of basic chemicals, except fertilizers and nitrogen compounds.....	.408	.357	.396	.387	.286
Manufacture of paints, varnishes and mastics235	.220	.215	.221	.197

* IN THE NATIONAL ACCOUNT CONCEPT AT FACTOR COST

RATIO OF VALUE ADDED* TO GROSS VALUE OF PRODUCTION BY INDUSTRIAL GROUP- PUBLIC AND PRIVATE
1999/2000 (1992 E.F.Y) - 2003/2004 (1996 E.F.Y)
TABLE 5.18 (Contd..)

I N D U S T R I A L G R O U P	1992	1993	1994	1995	1996
Manufacture of pharmaceuticals, medicinal chemicals and botanical products.....	.330	.197	.294	.381	.473
Manufacture of soap and detergents cleaning and polishing, perfumes and toilet preparations.....	.189	.184	.164	.169	.147
Manufacture of chemical products n.e.c.255	.164	.163	.134	.105
MANUFACTURE OF RUBBER AND PLASTIC PRODUCTS.....	.271	.307	.288	.315	.316
Manufacture of rubber products.....	.305	.352	.326	.365	.403
Manufacture of plastic products.....	.235	.265	.255	.284	.270
MANUFACTURE OF OTHER NON-METALLIC MINERAL PRODUCTS339	.322	.309	.346	.302
Manufacture of glass and glass products.....	.397	.457	.489	.574	.517
Manufacture of structural clay products321	.333	.344	.376	.408
Manufacture of cement, lime and plaster351	.335	.312	.350	.304
Manufacture of articles of concrete, cement and plaster328	.301	.316	.279	.256
Manufacture of non-metallic mineral products n.e.c..	.274	.220	.230	.335	.245
MANUFACTURE OF BASIC IRON AND STEEL.....	.206	.119	.150	.160	.137
Manufacture of basic iron and steel.....	.206	.119	.150	.160	.137
MANUFACTURE OF FABRICATED METAL PRODUCTS EXCEPT MACHINERY AND EQUIPMENT281	.255	.271	.228	.258
Manufacture of structural metal products, tanks, reservoirs and containers of metal256	.273	.336	.206	.242
Manufacture of cutlery, hand tools and general hardware219	.246	.177	.195	.218
Manufacture of other fabricated metal products302	.252	.289	.257	.286
MANUFACTURE OF MACHINERY AND EQUIPMENT N.E.C.351	.411	.263	.162	.179
Manufacture of pumps, compressors, taps and valves..	-	-	-	-	-
Manufacture of ovens, furnaces and furnace burners..	.298	.305	.309	.245	.210
Manufacture of other general purpose machinery.....	.334	-	-	-	-
Manufacture of machinery for food and beverage processing371	.436	.578	.225	.347
Manufacture of accumulators, primary cells and and primary batteries259	.259	-.293	-.426	-.426
MANUFACTURE OF MOTOR VEHICLES211	.178	.243	.217	-.126
Manufacture of bodies for motor vehicles.....	.209	.177	.240	.213	-.136
Manufacture of parts and accessories for motor vehicles and their engines.....	.726	.532	.532	.523	.433
MANUFACTURE OF FURNITURE; MANUFACTURING N.E.C.317	.323	.322	.299	.333
Manufacture of furniture; manufacturing n.e.c.....	.317	.323	.322	.299	.333
T O T A L	.280	.281	.274	.285	.261

* IN THE NATIONAL ACCOUNT CONCEPT AT FACTOR COST

VALUE ADDED* PER PERSON ENGAGED BY INDUSTRIAL GROUP - PUBLIC AND PRIVATE
1999/2000 (1992 E.F.Y) - 2003/2004 (1996 E.F.Y)
TABLE 5.19

(In Birr)

I N D U S T R I A L G R O U P	1992	1993	1994	1995	1996
MANUFACTURE OF FOOD PRODUCTS AND BEVERAGES.....	35,960	43,838	34,505	39,149	40,440
Production, processing and preserving of meat, fruit and vegetables	24,409	17,403	19,237	20,259	13,522
Manufacture of vegetable and animal oils and fats...	8,302	12,745	9,770	18,097	13,713
Manufacture of dairy products	19,031	24,490	19,336	25,462	26,874
Manufacture of grain mill products	16,849	11,259	18,964	17,806	13,537
Manufacture of prepared animal feeds	7,042	7,861	6,696	5,008	6,169
Manufacture of bakery products	18,520	15,500	11,743	11,280	9,923
Manufacture of sugar and sugar confectionery	77,813	105,852	62,351	83,788	89,133
Manufacture of macaroni and spaghetti.....	61,822	45,588	47,687	31,519	32,645
Manufacture of food products n.e.c.	20,177	30,357	27,591	23,120	28,903
Distilling, rectifying and blending of spirits	23,948	21,808	27,829	25,871	24,762
Manufacture of wines	10,145	11,707	15,158	-10,018	37,323
Manufacture of malt liquors and malt	58,287	86,145	59,149	59,949	69,390
Manufacture of soft drinks & production of mineral waters	13,920	17,602	26,038	25,709	28,244
MANUFACTURE OF TOBACCO PRODUCTS	122,848	79,511	113,706	113,706	190,449
Manufacture of tobacco products.....	122,848	79,511	113,706	113,706	190,449
MANUFACTURE OF TEXTILES	5,605	5,794	4,881	4,863	5,240
Spinning, weaving and finishing of textiles	5,374	5,948	4,801	4,842	4,783
Manufacture of cordage, rope, twine and netting	7,518	4,863	5,696	4,929	9,332
Knitting mills	3,827	1,988	2,957	6,296	5,699
MANUFACTURE OF WEARING APPAREL, EXCEPT FUR APPAREL....	3,966	3,647	3,807	5,367	5,499
Manufacture of wearing apparel except fur apparel...	3,966	3,647	3,807	5,367	5,499
TANNING AND DRESSING OF LEATHER; MANUFACTURE OF FOOTWEAR, LUGGAGE AND HANDBAGS	14,707	15,951	22,267	15,460	18,461
Tanning and dressing of leather,luggage and handbags	16,751	17,934	29,039	18,754	24,070
Manufacture of footwear.....	12,562	13,718	14,493	12,400	13,208
MANUFACTURE OF WOOD AND OF PRODUCTS OF WOOD AND CORK, EXCEPT FURNITURE	11,048	15,827	12,679	15,591	14,596
Manufacture of wood and of products of wood and cork, except furniture.....	11,048	15,827	12,679	15,591	14,596
MANUFACTURE OF PAPER, PAPER PRODUCTS AND PRINTING.....	22,432	25,032	23,540	22,170	25,365
Manufacture of paper and paper products.....	18,831	25,918	16,617	16,237	28,364
Publishing and printing services.....	23,851	24,744	25,896	24,063	24,366
MANUFACTURE OF CHEMICALS AND CHEMICAL PRODUCTS.....	26,480	25,589	23,233	28,799	37,317
Manufacture of basic chemicals, except fertilizers and nitrogen compounds.....	10,699	16,639	13,714	14,950	15,997
Manufacture of paints, varnishes and mastics	51,220	51,617	54,618	59,751	64,004

VALUE ADDED* PER PERSON ENGAGED BY INDUSTRIAL GROUP - PUBLIC AND PRIVATE
1999/2000 (1992 E.F.Y) - 2003/2004 (1996 E.F.Y)
TABLE 5.19 (Contd..)

(In Birr)

I N D U S T R I A L G R O U P	1992	1993	1994	1995	1996
Manufacture of pharmaceuticals, medicinal chemicals and botanical products.....	32,468	18,732	30,440	45,298	75,067
Manufacture of soap and detergents cleaning and polishing, perfumes and toilet preparations.....	23,520	32,999	18,357	22,204	23,000
Manufacture of chemical products n.e.c.	21,616	8,981	7,496	5,756	4,486
MANUFACTURE OF RUBBER AND PLASTIC PRODUCTS.....	32,672	39,479	31,096	34,695	39,930
Manufacture of rubber products.....	60,948	73,311	66,600	67,356	79,621
Manufacture of plastic products.....	19,944	25,415	19,417	24,972	28,641
MANUFACTURE OF OTHER NON-METALLIC MINERAL PRODUCTS ...	27,648	27,250	25,700	43,986	38,445
Manufacture of glass and glass products.....	17,210	22,158	26,873	11,560	32,764
Manufacture of structural clay products	7,624	7,388	8,448	14,873	12,866
Manufacture of cement, lime and plaster	75,567	77,646	60,915	107,955	119,459
Manufacture of articles of concrete, cement and plaster	8,674	8,959	9,171	7,257	7,680
Manufacture of non-metallic mineral products n.e.c..	14,196	8,803	8,469	15,600	8,839
MANUFACTURE OF BASIC IRON AND STEEL.....	41,614	43,765	47,075	41,685	61,345
Manufacture of basic iron and steel.....	41,614	43,765	47,075	41,685	61,345
MANUFACTURE OF FABRICATED METAL PRODUCTS EXCEPT MACHINERY AND EQUIPMENT	12,908	14,502	15,744	14,247	21,972
Manufacture of structural metal products, tanks, reservoirs and containers of metal	9,043	10,019	10,833	12,850	18,844
Manufacture of cutlery, hand tools and general hardware	6,323	8,129	9,385	10,460	21,997
Manufacture of other fabricated metal products	17,701	18,497	21,170	17,012	24,808
MANUFACTURE OF MACHINERY AND EQUIPMENT N.E.C.	7,360	12,774	7,838	5,474	9,737
Manufacture of pumps, compressors, taps and valves..	-	-	-	-	-
Manufacture of ovens, furnaces and furnace burners..	5,567	8,174	10,166	12,949	17,933
Manufacture of other general purpose machinery.....	6,861	-	-	-	-
Manufacture of machinery for food and beverage processing	8,244	14,629	11,653	2,838	7,346
Manufacture of accumulators, primary cells and and primary batteries	3,556	3,556	-15,967	-8,678	-8,678
MANUFACTURE OF MOTOR VEHICLES	117,345	95,338	51,073	40,406	-30,745
Manufacture of bodies for motor vehicles.....	119,033	101,333	53,640	42,327	-35,783
Manufacture of parts and accessories for motor vehicles and their engines.....	49,284	16,440	16,439	16,168	19,593
MANUFACTURE OF FURNITURE; MANUFACTURING N.E.C.	9,679	8,719	8,419	11,179	10,583
Manufacture of furniture; manufacturing n.e.c.....	9,679	8,719	8,419	11,179	10,583
T O T A L	23,781	25,058	22,364	25,163	26,741

RATIO OF COST OF LABOUR TO VALUE ADDED* BY INDUSTRIAL GROUP - PUBLIC AND PRIVATE
1999/2000 (1992 E.F.Y) - 2003/2004 (1996 E.F.Y)
TABLE 5.20

INDUSTRIAL GROUP	1992	1993	1994	1995	1996
MANUFACTURE OF FOOD PRODUCTS AND BEVERAGES.....	.192	.182	.268	.240	.238
Production, processing and preserving of meat, fruit and vegetables222	.312	.399	.340	.513
Manufacture of vegetable and animal oils and fats...	.625	.449	.655	.315	.503
Manufacture of dairy products185	.163	.270	.275	.254
Manufacture of grain mill products338	.565	.310	.346	.377
Manufacture of prepared animal feeds584	.650	.649	.954	.479
Manufacture of bakery products245	.312	.365	.368	.387
Manufacture of sugar and sugar confectionery113	.098	.198	.142	.153
Manufacture of macaroni and spaghetti.....	.126	.175	.155	.272	.323
Manufacture of food products n.e.c.209	.160	.209	.219	.159
Distilling, rectifying and blending of spirits335	.343	.372	.388	.357
Manufacture of wines608	.610	.469	-.869	.315
Manufacture of malt liquors and malt179	.151	.202	.237	.207
Manufacture of soft drinks & production of mineral waters519	.510	.507	.526	.474
MANUFACTURE OF TOBACCO PRODUCTS094	.174	.152	.152	.087
Manufacture of tobacco products.....	.094	.174	.152	.152	.087
MANUFACTURE OF TEXTILES839	.807	1.092	1.081	1.226
Spinning, weaving and finishing of textiles887	.793	1.124	1.120	1.366
Manufacture of cordage, rope, twine and netting579	.936	.889	.862	.619
Knitting mills570	.929	.568	.277	.420
MANUFACTURE OF WEARING APPAREL, EXCEPT FUR APPAREL....	1.019	1.209	1.181	.930	.990
Manufacture of wearing apparel except fur apparel...	1.019	1.209	1.181	.930	.990
TANNING AND DRESSING OF LEATHER; MANUFACTURE OF FOOTWEAR, LUGGAGE AND HANDBAGS512	.534	.406	.515	.381
Tanning and dressing of leather, luggage and handbags	.535	.570	.416	.554	.331
Manufacture of footwear.....	.480	.483	.384	.460	.466
MANUFACTURE OF WOOD AND OF PRODUCTS OF WOOD AND CORK, EXCEPT FURNITURE541	.401	.434	.405	.473
Manufacture of wood and of products of wood and cork, except furniture.....	.541	.401	.434	.405	.473
MANUFACTURE OF PAPER, PAPER PRODUCTS AND PRINTING.....	.319	.341	.361	.382	.345
Manufacture of paper and paper products.....	.339	.320	.464	.527	.269
Publishing and printing services.....	.313	.348	.339	.350	.375
MANUFACTURE OF CHEMICALS AND CHEMICAL PRODUCTS.....	.245	.278	.316	.301	.246
Manufacture of basic chemicals, except fertilizers and nitrogen compounds.....	.501	.365	.507	.532	.716
Manufacture of paints, varnishes and mastics150	.155	.162	.199	.179

* IN THE NATIONAL ACCOUNT CONCEPT AT FACTOR COST

RATIO OF COST OF LABOUR TO VALUE ADDED* BY INDUSTRIAL GROUP - PUBLIC AND PRIVATE
1999/2000 (1992 E.F.Y) - 2003/2004 (1996 E.F.Y)
TABLE 5.20 (Contd..)

INDUSTRIAL GROUP	1992	1993	1994	1995	1996
Manufacture of pharmaceuticals, medicinal chemicals and botanical products.....	.256	.449	.351	.247	.151
Manufacture of soap and detergents cleaning and polishing, perfumes and toilet preparations.....	.232	.206	.275	.304	.290
Manufacture of chemical products n.e.c.252	.516	.966	1.000	1.065
MANUFACTURE OF RUBBER AND PLASTIC PRODUCTS.....	.238	.210	.239	.229	.218
Manufacture of rubber products.....	.195	.188	.195	.214	.217
Manufacture of plastic products.....	.297	.235	.289	.242	.218
MANUFACTURE OF OTHER NON-METALLIC MINERAL PRODUCTS236	.263	.266	.201	.208
Manufacture of glass and glass products.....	.379	.313	.257	.467	.243
Manufacture of structural clay products574	.560	.521	.537	.508
Manufacture of cement, lime and plaster149	.166	.161	.128	.123
Manufacture of articles of concrete, cement and plaster418	.494	.478	.595	.562
Manufacture of non-metallic mineral products n.e.c..	.475	.708	.807	.567	.807
MANUFACTURE OF BASIC IRON AND STEEL.....	.243	.292	.247	.322	.205
Manufacture of basic iron and steel.....	.243	.292	.247	.322	.205
MANUFACTURE OF FABRICATED METAL PRODUCTS EXCEPT MACHINERY AND EQUIPMENT474	.504	.457	.533	.387
Manufacture of structural metal products, tanks, reservoirs and containers of metal569	.585	.481	.514	.355
Manufacture of cutlery, hand tools and general hardware825	.681	.571	.613	.411
Manufacture of other fabricated metal products395	.460	.427	.526	.403
MANUFACTURE OF MACHINERY AND EQUIPMENT N.E.C.566	.441	.664	.794	.471
Manufacture of pumps, compressors, taps and valves..	-	-	-	-	-
Manufacture of ovens, furnaces and furnace burners..	.434	.672	.391	.360	.297
Manufacture of other general purpose machinery.....	.524	-	-	-	-
Manufacture of machinery for food and beverage processing597	.406	.597	1.926	.699
Manufacture of accumulators, primary cells and and primary batteries660	.660	-.210	-.211	-.211
MANUFACTURE OF MOTOR VEHICLES074	.147	.235	.372	-.565
Manufacture of bodies for motor vehicles.....	.073	.143	.228	.366	-.510
Manufacture of parts and accessories for motor vehicles and their engines.....	.093	.543	.543	.552	.442
MANUFACTURE OF FURNITURE; MANUFACTURING N.E.C.539	.585	.561	.449	.509
Manufacture of furniture; manufacturing n.e.c.....	.539	.585	.561	.449	.509
T O T A L	.265	.278	.336	.312	.307

* IN THE NATIONAL ACCOUNT CONCEPT AT FACTOR COST

RATIO OF COST OF LABOUR TO GROSS VALUE PRODUCTION BY INDUSTRIAL GROUP - PUBLIC AND PRIVATE
1999/2000 (1992 E.F.Y) - 2003/2004 (1996 E.F.Y)
TABLE 5.21

INDUSTRIAL GROUP	1992	1993	1994	1995	1996
MANUFACTURE OF FOOD PRODUCTS AND BEVERAGES.....	.059	.066	.086	.081	.076
Production, processing and preserving of meat, fruit and vegetables079	.107	.155	.121	.166
Manufacture of vegetable and animal oils and fats...	.077	.071	.095	.075	.081
Manufacture of dairy products064	.052	.084	.087	.086
Manufacture of grain mill products038	.051	.059	.051	.046
Manufacture of prepared animal feeds114	.157	.167	.144	.053
Manufacture of bakery products054	.074	.086	.087	.080
Manufacture of sugar and sugar confectionery058	.060	.097	.077	.074
Manufacture of macaroni and spaghetti.....	.032	.035	.045	.046	.060
Manufacture of food products n.e.c.062	.063	.076	.070	.051
Distilling, rectifying and blending of spirits094	.113	.131	.121	.114
Manufacture of wines185	.176	.142	.108	.110
Manufacture of malt liquors and malt053	.055	.060	.071	.068
Manufacture of soft drinks & production of mineral waters084	.085	.103	.121	.107
MANUFACTURE OF TOBACCO PRODUCTS038	.046	.053	.053	.036
Manufacture of tobacco products.....	.038	.046	.053	.053	.036
MANUFACTURE OF TEXTILES185	.162	.177	.153	.154
Spinning, weaving and finishing of textiles182	.155	.172	.149	.148
Manufacture of cordage, rope, twine and netting213	.273	.226	.230	.247
Knitting mills203	.102	.175	.084	.163
MANUFACTURE OF WEARING APPAREL, EXCEPT FUR APPAREL....	.243	.295	.290	.294	.242
Manufacture of wearing apparel except fur apparel...	.243	.295	.290	.294	.242
TANNING AND DRESSING OF LEATHER; MANUFACTURE OF FOOTWEAR, LUGGAGE AND HANDBAGS090	.072	.074	.073	.067
Tanning and dressing of leather, luggage and handbags	.084	.061	.070	.060	.050
Manufacture of footwear.....	.101	.102	.088	.114	.110
MANUFACTURE OF WOOD AND OF PRODUCTS OF WOOD AND CORK, EXCEPT FURNITURE198	.163	.177	.175	.194
Manufacture of wood and of products of wood and cork, except furniture.....	.198	.163	.177	.175	.194
MANUFACTURE OF PAPER, PAPER PRODUCTS AND PRINTING.....	.123	.125	.122	.125	.099
Manufacture of paper and paper products.....	.095	.079	.086	.098	.061
Publishing and printing services.....	.137	.152	.140	.138	.121
MANUFACTURE OF CHEMICALS AND CHEMICAL PRODUCTS.....	.062	.059	.073	.077	.064
Manufacture of basic chemicals, except fertilizers and nitrogen compounds.....	.204	.130	.201	.206	.205
Manufacture of paints, varnishes and mastics035	.034	.035	.044	.035

RATIO OF COST OF LABOUR TO GROSS VALUE PRODUCTION BY INDUSTRIAL GROUP - PUBLIC AND PRIVATE
1999/2000 (1992 E.F.Y) - 2003/2004 (1996 E.F.Y)
TABLE 5.21 (Contd..)

INDUSTRIAL GROUP	1992	1993	1994	1995	1996
Manufacture of pharmaceuticals, medicinal chemicals and botanical products.....	.084	.089	.103	.094	.072
Manufacture of soap and detergents cleaning and polishing, perfumes and toilet preparations.....	.044	.038	.045	.051	.043
Manufacture of chemical products n.e.c.064	.085	.158	.134	.112
MANUFACTURE OF RUBBER AND PLASTIC PRODUCTS.....	.064	.064	.069	.072	.069
Manufacture of rubber products.....	.059	.066	.064	.078	.088
Manufacture of plastic products.....	.070	.062	.074	.069	.059
MANUFACTURE OF OTHER NON-METALLIC MINERAL PRODUCTS080	.085	.082	.070	.063
Manufacture of glass and glass products.....	.150	.143	.126	.268	.126
Manufacture of structural clay products184	.186	.179	.202	.207
Manufacture of cement, lime and plaster052	.056	.050	.045	.037
Manufacture of articles of concrete, cement and plaster137	.148	.151	.166	.144
Manufacture of non-metallic mineral products n.e.c..	.130	.155	.185	.190	.198
MANUFACTURE OF BASIC IRON AND STEEL.....	.050	.035	.037	.051	.028
Manufacture of basic iron and steel.....	.050	.035	.037	.051	.028
MANUFACTURE OF FABRICATED METAL PRODUCTS EXCEPT MACHINERY AND EQUIPMENT133	.129	.124	.121	.100
Manufacture of structural metal products, tanks, reservoirs and containers of metal146	.160	.161	.106	.086
Manufacture of cutlery, hand tools and general hardware180	.168	.101	.120	.090
Manufacture of other fabricated metal products120	.116	.123	.135	.115
MANUFACTURE OF MACHINERY AND EQUIPMENT N.E.C.199	.181	.174	.129	.084
Manufacture of pumps, compressors, taps and valves..	-	-	-	-	-
Manufacture of ovens, furnaces and furnace burners..	.129	.205	.121	.088	.062
Manufacture of other general purpose machinery.....	.175	-	-	-	-
Manufacture of machinery for food and beverage processing222	.177	.345	.434	.243
Manufacture of accumulators, primary cells and and primary batteries171	.171	.061	.090	.090
MANUFACTURE OF MOTOR VEHICLES016	.026	.057	.081	.071
Manufacture of bodies for motor vehicles.....	.015	.025	.055	.078	.069
Manufacture of parts and accessories for motor vehicles and their engines.....	.067	.288	.288	.288	.192
MANUFACTURE OF FURNITURE; MANUFACTURING N.E.C.171	.189	.181	.134	.170
Manufacture of furniture; manufacturing n.e.c.....	.171	.189	.181	.134	.170
T O T A L	.074	.078	.092	.089	.080

RATIO OF OPERATING SURPLUS TO GROSS VALUE OF PRODUCTION BY INDUSTRIAL GROUP - PUBLIC AND PRIVATE
1999/2000 (1992 E.F.Y) - 2003/2004 (1996 E.F.Y)
TABLE 5.22

INDUSTRIAL GROUP	1992	1993	1994	1995	1996
MANUFACTURE OF FOOD PRODUCTS AND BEVERAGES.....	.248	.295	.235	.257	.244
Production, processing and preserving of meat, fruit and vegetables275	.236	.233	.235	.158
Manufacture of vegetable and animal oils and fats...	.046	.087	.050	.163	.080
Manufacture of dairy products280	.268	.226	.230	.252
Manufacture of grain mill products074	.039	.131	.097	.076
Manufacture of prepared animal feeds081	.084	.090	.007	.057
Manufacture of bakery products168	.163	.149	.149	.127
Manufacture of sugar and sugar confectionery455	.550	.390	.464	.412
Manufacture of macaroni and spaghetti.....	.222	.164	.246	.122	.126
Manufacture of food products n.e.c.236	.331	.285	.251	.272
Distilling, rectifying and blending of spirits187	.216	.222	.191	.204
Manufacture of wines120	.113	.161	-.232	.240
Manufacture of malt liquors and malt245	.309	.237	.228	.260
Manufacture of soft drinks & production of mineral waters078	.082	.100	.109	.119
MANUFACTURE OF TOBACCO PRODUCTS364	.215	.297	.297	.375
Manufacture of tobacco products.....	.364	.215	.297	.297	.375
MANUFACTURE OF TEXTILES035	.039	-.015	-.011	-.028
Spinning, weaving and finishing of textiles023	.040	-.019	-.016	-.040
Manufacture of cordage, rope, twine and netting154	.019	.028	.037	.152
Knitting mills154	.008	.133	.221	.225
MANUFACTURE OF WEARING APPAREL, EXCEPT FUR APPAREL....	-.005	-.051	-.044	.022	.002
Manufacture of wearing apparel except fur apparel...	-.005	-.051	-.044	.022	.002
TANNING AND DRESSING OF LEATHER; MANUFACTURE OF FOOTWEAR, LUGGAGE AND HANDBAGS085	.063	.108	.069	.109
Tanning and dressing of leather, luggage and handbags	.073	.046	.098	.049	.102
Manufacture of footwear.....	.109	.110	.142	.134	.126
MANUFACTURE OF WOOD AND OF PRODUCTS OF WOOD AND CORK, EXCEPT FURNITURE168	.243	.231	.257	.216
Manufacture of wood and of products of wood and cork, except furniture.....	.168	.243	.231	.257	.216
MANUFACTURE OF PAPER, PAPER PRODUCTS AND PRINTING.....	.262	.241	.215	.203	.188
Manufacture of paper and paper products.....	.185	.168	.099	.088	.165
Publishing and printing services.....	.300	.284	.272	.256	.201
MANUFACTURE OF CHEMICALS AND CHEMICAL PRODUCTS.....	.190	.153	.157	.179	.196
Manufacture of basic chemicals, except fertilizers and nitrogen compounds.....	.204	.227	.195	.181	.081
Manufacture of paints, varnishes and mastics200	.186	.180	.177	.161

RATIO OF OPERATING SURPLUS TO GROSS VALUE OF PRODUCTION BY INDUSTRIAL GROUP - PUBLIC AND PRIVATE
1999/2000 (1992 E.F.Y) - 2003/2004 (1996 E.F.Y)
TABLE 5.22 (Contd..)

INDUSTRIAL GROUP	1992	1993	1994	1995	1996
Manufacture of pharmaceuticals, medicinal chemicals and botanical products.....	.246	.109	.191	.287	.402
Manufacture of soap and detergents cleaning and polishing, perfumes and toilet preparations.....	.145	.146	.119	.118	.104
Manufacture of chemical products n.e.c.191	.079	.006	-	-.007
MANUFACTURE OF RUBBER AND PLASTIC PRODUCTS.....	.207	.242	.219	.243	.247
Manufacture of rubber products.....	.246	.286	.263	.287	.315
Manufacture of plastic products.....	.165	.203	.181	.215	.211
MANUFACTURE OF OTHER NON-METALLIC MINERAL PRODUCTS259	.237	.227	.277	.239
Manufacture of glass and glass products.....	.246	.314	.363	.306	.392
Manufacture of structural clay products137	.147	.165	.174	.201
Manufacture of cement, lime and plaster299	.279	.261	.306	.266
Manufacture of articles of concrete, cement and plaster191	.152	.165	.113	.112
Manufacture of non-metallic mineral products n.e.c..	.144	.064	.044	.145	.047
MANUFACTURE OF BASIC IRON AND STEEL.....	.156	.084	.113	.108	.109
Manufacture of basic iron and steel.....	.156	.084	.113	.108	.109
MANUFACTURE OF FABRICATED METAL PRODUCTS EXCEPT MACHINERY AND EQUIPMENT148	.126	.147	.106	.158
Manufacture of structural metal products, tanks, reservoirs and containers of metal110	.113	.174	.100	.156
Manufacture of cutlery, hand tools and general hardware038	.078	.076	.075	.128
Manufacture of other fabricated metal products183	.136	.166	.122	.171
MANUFACTURE OF MACHINERY AND EQUIPMENT N.E.C.152	.229	.088	.033	.095
Manufacture of pumps, compressors, taps and valves..	-	-	-	-	-
Manufacture of ovens, furnaces and furnace burners..	.169	.100	.188	.157	.148
Manufacture of other general purpose machinery.....	.159	-	-	-	-
Manufacture of machinery for food and beverage processing149	.259	.233	-.209	.104
Manufacture of accumulators, primary cells and and primary batteries088	.088	-.354	-.516	-.516
MANUFACTURE OF MOTOR VEHICLES195	.152	.186	.136	-.198
Manufacture of bodies for motor vehicles.....	.194	.152	.185	.135	-.205
Manufacture of parts and accessories for motor vehicles and their engines.....	.659	.243	.243	.234	.241
MANUFACTURE OF FURNITURE; MANUFACTURING N.E.C.146	.134	.141	.165	.164
Manufacture of furniture; manufacturing n.e.c.....	.146	.134	.141	.165	.164
T O T A L	.206	.203	.182	.196	.181

