



Central African Republic

The World Bank
Country Survey FY 2012

Report of Findings
June 2012

Table of Contents

I. Objectives	3
II. Methodology.....	3
III. Demographics of the Sample.....	5
IV. General Issues facing CAR	10
V. Overall Attitudes toward the World Bank	14
VI. Sectoral Effectiveness.....	20
VII. World Bank Knowledge and Instruments	24
VIII. How the World Bank Operates.....	34
IX. The Future Role of the World Bank in CAR	39
X. Communication and Openness.....	43
XI. Appendices.....	50



I. Objectives

This survey was designed to achieve the following objectives:

- Assist the World Bank in gaining a better understanding of how stakeholders in CAR perceive the Bank;
- Obtain systematic feedback from stakeholders in CAR regarding:
 - Their views regarding the general environment in CAR;
 - Their overall attitudes toward the World Bank in CAR;
 - Overall impressions of the World Bank's effectiveness and results, knowledge and research, and communication and information sharing in CAR; and
 - Perceptions of the World Bank's future role in CAR.
- Use data to help inform the CAR country team's strategy.

II. Methodology

In March and April 2012, 650 stakeholders of the World Bank in CAR were invited to provide their opinions on the Bank's assistance to the country by participating in a country survey. Participants in the survey were drawn from among the office of the President; the office of the Prime Minister; the office of a Minister; the office of a Parliamentarian; employees of a ministry, ministerial department, or implementation agency; consultants/contractors working on World Bank supported projects/programs; project management units (PMUs) overseeing implementation of project; local government officials or staff; bilateral agencies; multilateral agencies; private sector organizations; private foundations; financial sector/private banks; local NGOs; International NGOs; community based organizations; the media; independent government institutions; trade unions; faith-based groups; academia, research institutes or think tanks; and the judiciary branch. A total of 322 stakeholders participated in the country survey (50%).

Respondents received the questionnaire via post. Respondents were asked about: general issues facing CAR, their overall attitudes toward the Bank; the World Bank's effectiveness and results; the Bank's knowledge; working with the World Bank; the Bank's future role in CAR, and the Bank's communication and information sharing in CAR:

- A. General Issues facing CAR: Respondents were asked to indicate whether CAR is headed in the right direction, what they thought were the top three most important development priorities, and which areas would contribute most to poverty reduction and economic growth.

II. Methodology (continued)

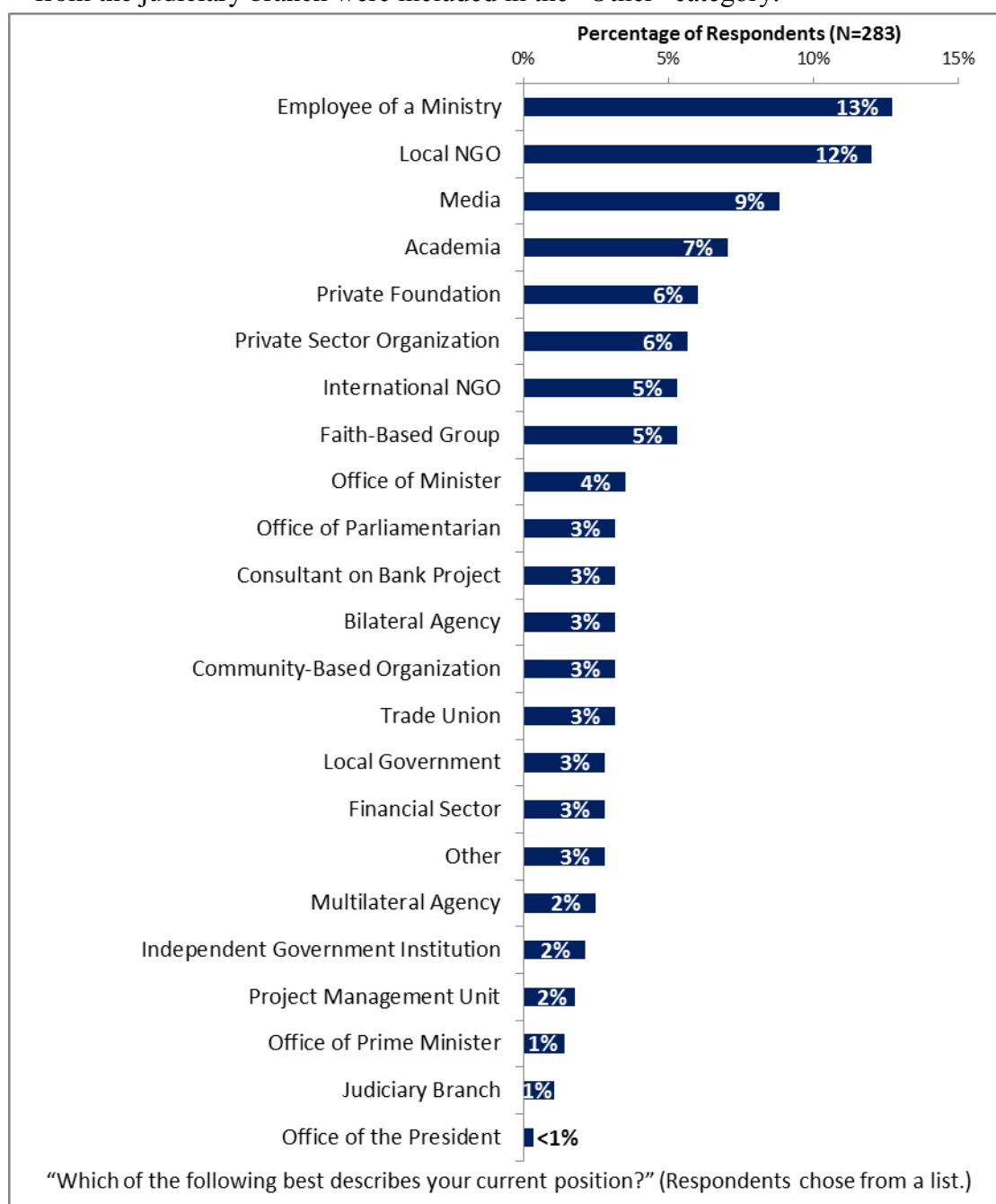
- B. Overall Attitudes toward the World Bank: Respondents were asked to rate their familiarity with the World Bank, the Bank's effectiveness in CAR, the extent to which the Bank meets CAR's need for knowledge services and financial instruments, the extent to which the Bank should and does seek to influence the global development agenda, their agreement with various statements regarding the Bank's work in CAR, and the extent to which the Bank is an effective development partner. Respondents were also asked to indicate the sectoral areas on which it would be most productive for the Bank to focus its resources, the Bank's greatest values and greatest weaknesses in its work, the Bank instruments that are most and least effective in reducing poverty, with which groups the Bank should work more, and to what reasons respondents attributed failed or slow reform efforts.
- C. World Bank Effectiveness and Results: Respondents were asked to rate the extent to which the Bank's work helps achieve sustainable development results in CAR and the Bank's level of effectiveness across forty development areas, such as poverty reduction, anti-corruption, and economic growth.
- D. The World Bank's Knowledge: Respondents were asked to indicate the areas on which the Bank should focus its research efforts and to rate the effectiveness and quality of the Bank's knowledge/research, including how significant of a contribution the Bank's knowledge and research make to development results, the technical quality of the Bank's knowledge/research, and the Bank's effectiveness at providing linkage to non-Bank expertise.
- E. Working with the World Bank: Respondents were asked to rate their level of agreement with a series of statements regarding working with the Bank, such as the World Bank safeguard policies requirements being reasonable, working with the World Bank increasing CAR's institutional capacity, and whether the Bank is adequately staffed in CAR.
- F. The Future Role of the World Bank in CAR: Respondents were asked to rate how significant a role the Bank should play in CAR's development over the medium term and to indicate what the Bank should do to make itself of greater value in CAR.
- G. Communication and Information Sharing: Respondents were asked to indicate where they get information about economic and social development issues, how they prefer to receive information from the Bank, their access to the Internet, and their usage and evaluation of the Bank's website. Respondents were asked about their awareness of the Bank's Access to Information policy, past information requests from the Bank, and their level of agreement that they use more data from the World Bank as a result of the Bank's Open Data policy. Respondents were also asked their level of agreement that they know how to find information from the Bank and that the Bank is responsive to information requests.
- H. Background Information: Respondents were asked to indicate their current position, specialization, whether they professionally collaborate with the World Bank, their exposure to the Bank in CAR, and their geographic location.

In addition, when possible, responses from respondents completing this year's country survey were compared to responses from the 200 respondents (64% response rate) who completed the country survey in FY 2009. Notations and/or charts are included when these comparisons were possible.

III. Demographics of the Sample

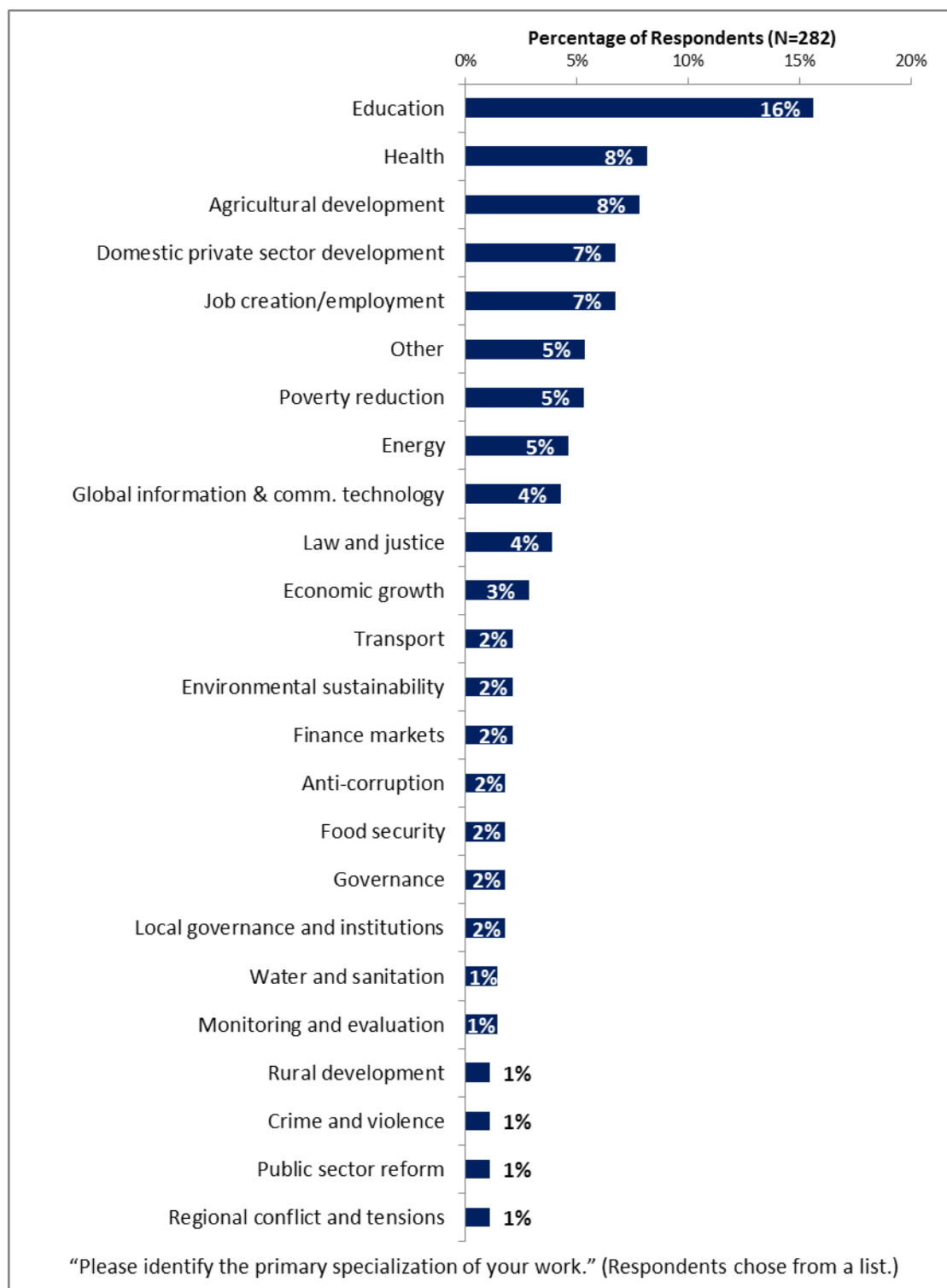
Current Position

- For further analyses: the small number of respondents from the office of the President and the office of the Prime Minister were combined into one group; the small number of consultants/contractors working on World Bank supported projects/programs and Project Management Units (PMUs) were combined into one group; the small number of respondents from community-based organizations were combined with those from local NGOs; respondents from bilateral agencies were combined with those from multilateral agencies; the small number of respondents from private sector organizations and the financial sector/private banks were combined into one group; and the three respondents from the judiciary branch were included in the “Other” category.



III. Demographics of the Sample (continued)

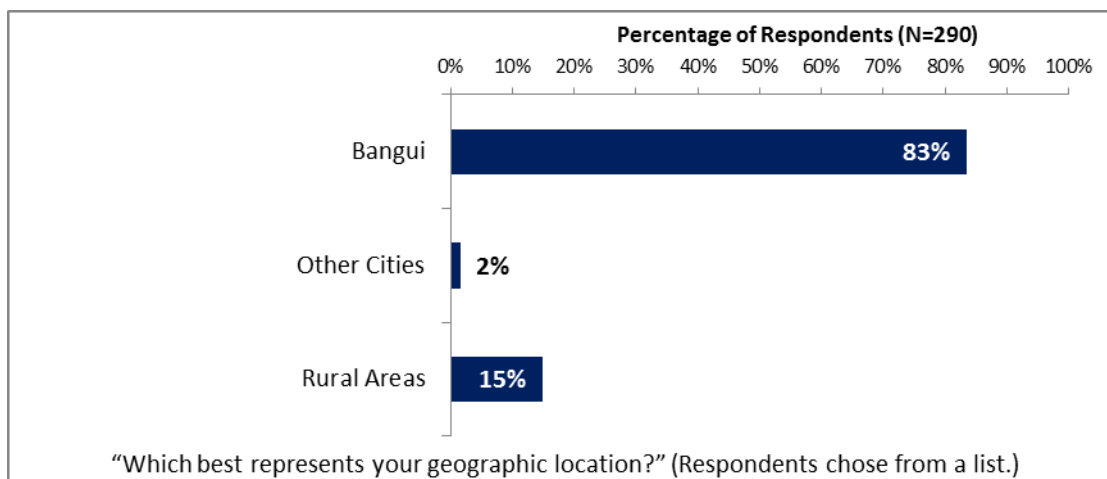
Area of Primary Specialization



III. Demographics of the Sample (continued)

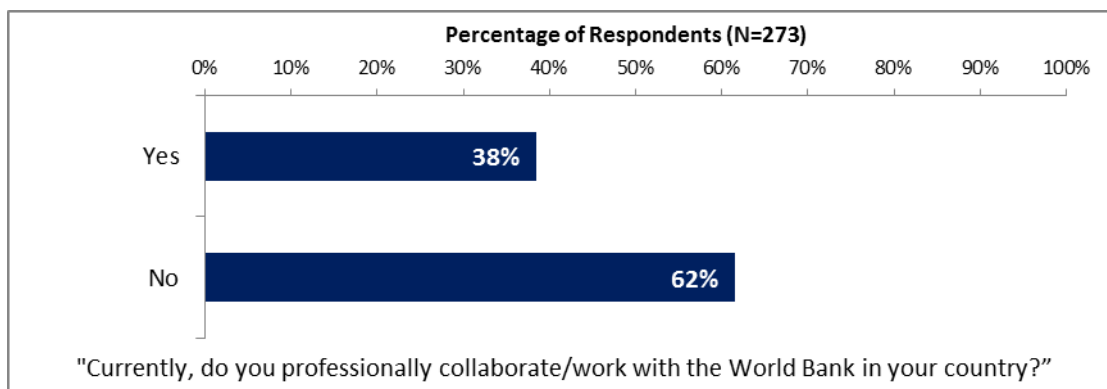
Geographic Location

- The vast majority of respondents indicated that they were located in Bangui. Because of the small number of respondents from other cities and those from rural areas, respondents from these locations were combined into one category, “Other Areas”, for all further analyses.

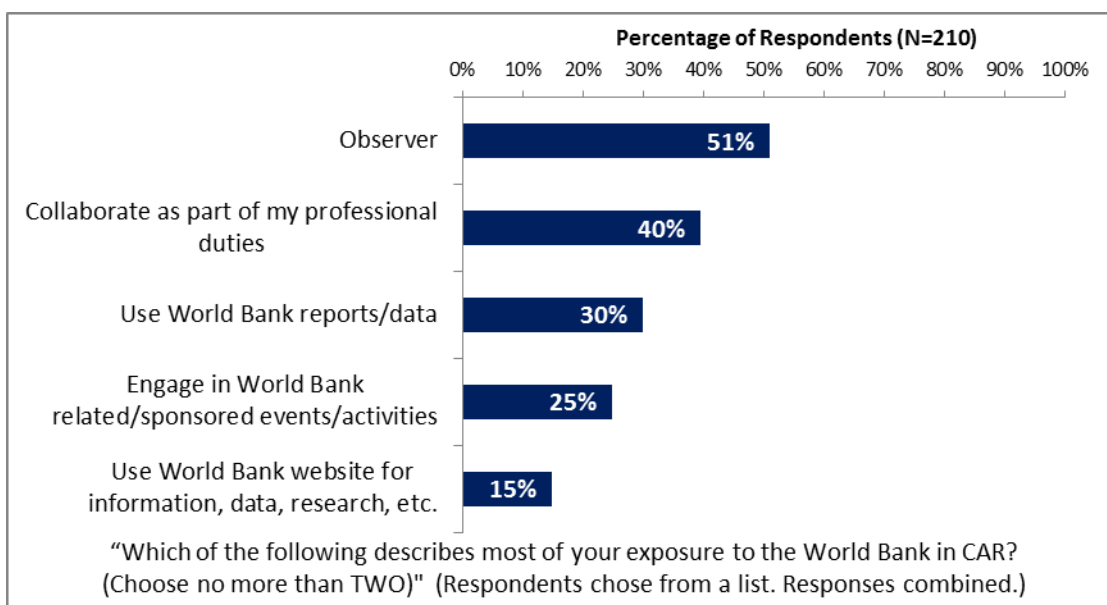


III. Demographics of the Sample (continued)

Professional Collaboration with the World Bank



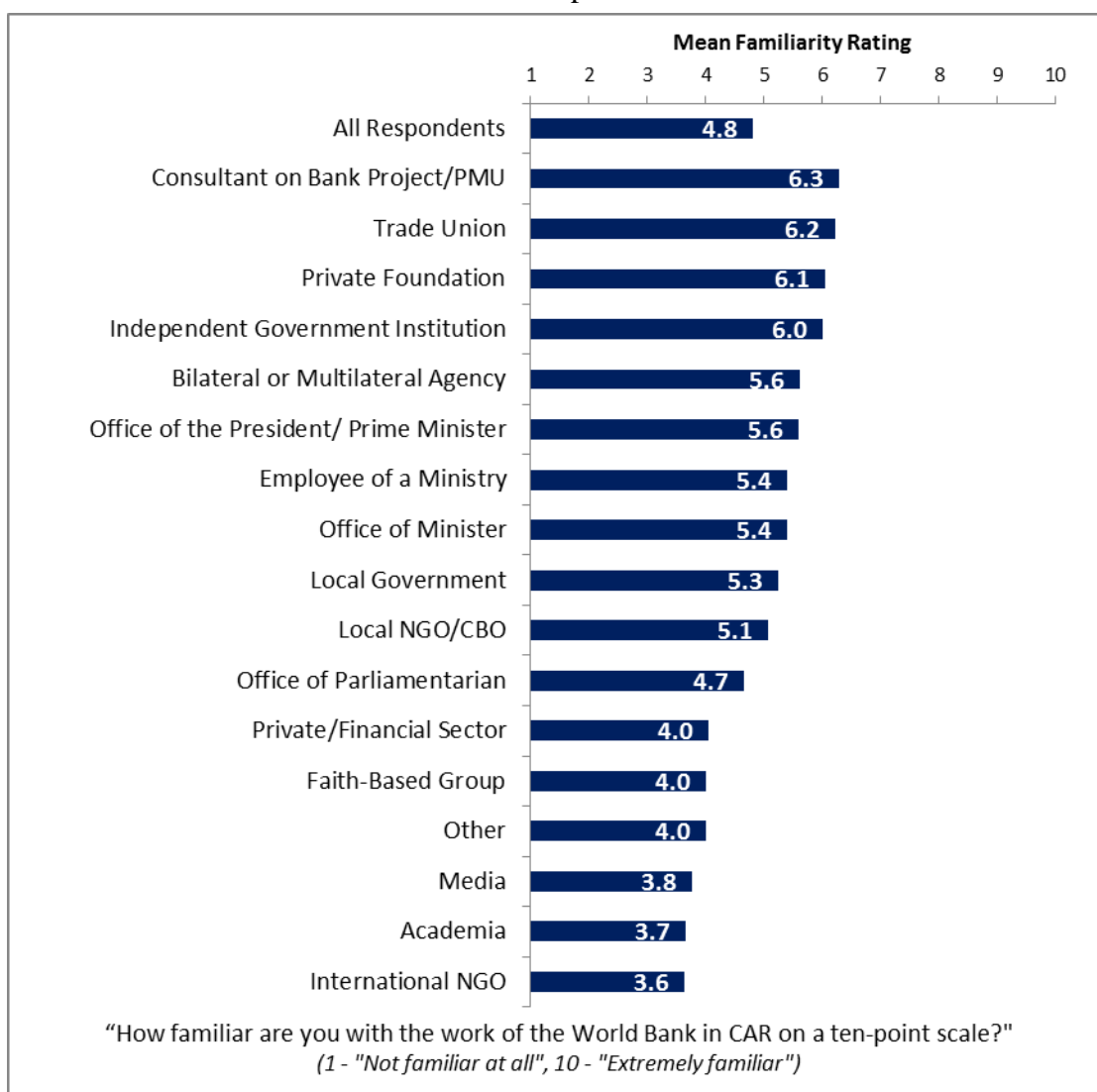
Exposure to the World Bank



III. Demographics of the Sample (continued)

Familiarity with the World Bank

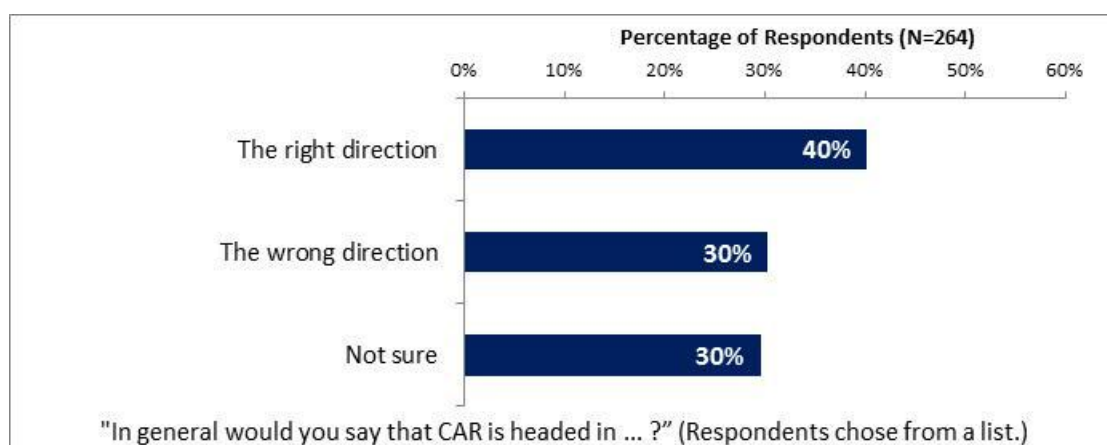
- Across all respondents, familiarity with the Bank received a mean rating of 4.8 on a 10-point scale with 1 being not familiar at all and 10 being extremely familiar. This was statistically similar to the FY '09 survey, in which familiarity with the Bank received a mean rating of 5.2 across all respondents.
 - Consultants on Bank projects/respondents from PMUs indicated the highest levels of familiarity with the Bank whereas respondents from private/financial sector, faith-based groups, the media, academia, international NGOs and other organizations indicated significantly lower levels of familiarity.
 - Respondents from Bangui and Other Areas had statistically similar ratings of familiarity with the World Bank.
 - It should be noted that respondents' ratings of familiarity with the Bank were significantly, strongly correlated with their impressions of the Bank's overall effectiveness in CAR as well as significantly, moderately correlated with their perceptions of the Bank's ability to help achieve sustainable development results and the Bank's relevance to CAR's development.



IV. General Issues facing CAR

Headed in the Right Direction

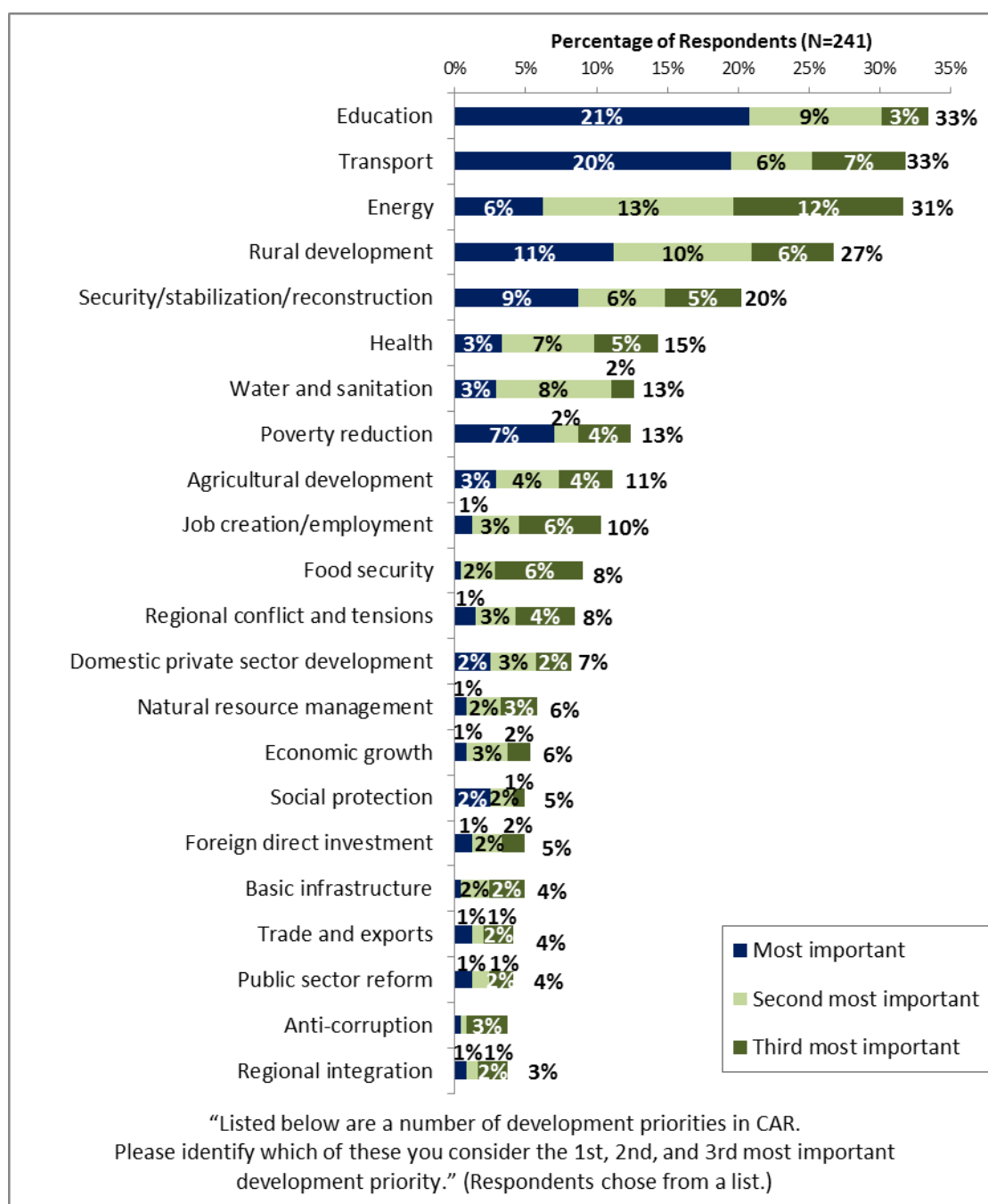
- When asked whether CAR was headed in the right or wrong direction, 40% of respondents indicated that CAR was headed in the right direction.
 - The majority of respondents from the office of the President/Prime Minister, office of a Minister, office of a Parliamentarian, employees of a ministry, consultants on Bank Projects/PMUs, local government, bilateral or multilateral agencies, independent government institution, and trade unions indicated that CAR was headed in the right direction. In contrast, respondents from the private/financial sector, academia, and other organizations were more likely to say that CAR was headed in the wrong direction. Respondents from private foundations, local NGOs/CBOs, the media, and faith-based groups were more likely to say that they were not sure if CAR was headed in the right or wrong direction. Respondents from international NGOs were equally split between those who felt that CAR was headed in the right direction and those who were not sure.
 - A plurality of respondents from Bangui indicated that CAR was headed in the right direction whereas respondents from Other Areas were fairly evenly split between CAR being headed in the right direction, the wrong direction, or being not sure.



IV. General Issues facing CAR (continued)

Development Priority

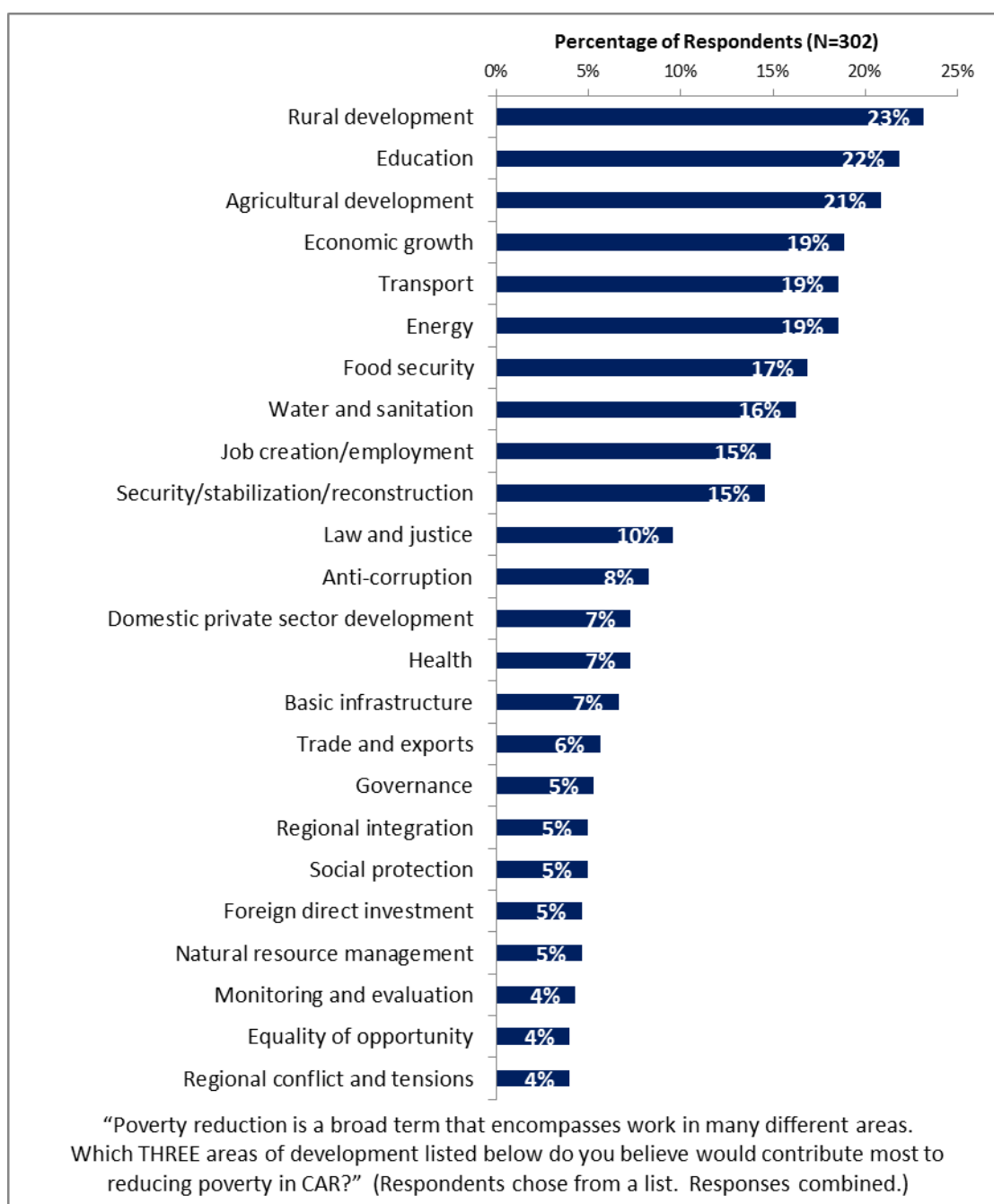
- Respondents indicated that education, transport, and energy were the most important development priorities in CAR. Rural development and security/stabilization/reconstruction were also considered top priorities.
 - In the FY '09 country survey, government effectiveness (42%), education (25%), and HIV/AIDS/other communicable diseases (23%) were considered the most important development priorities for CAR.



IV. General Issues facing CAR (continued)

Poverty Reduction

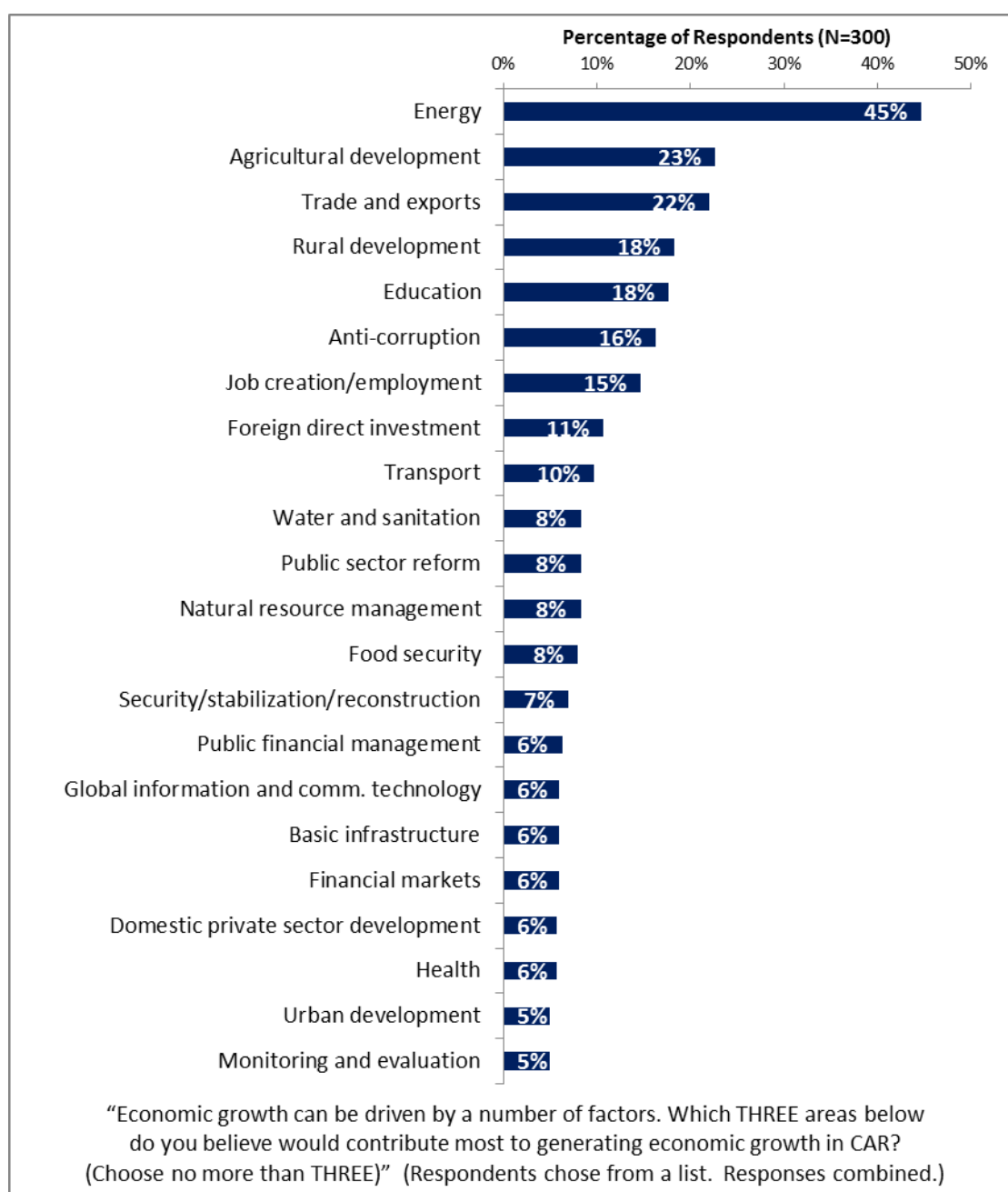
- Respondents indicated that rural development, education, and agricultural development would contribute most to poverty reduction in CAR. Economic growth, transport, energy, food security, water and sanitation, job creation/employment, and security/stabilization/reconstruction were also considered key contributors to poverty reduction.
 - Respondents from the FY '09 country survey indicated agricultural development (58%) as the contributing most to reducing poverty in FY '09.
 - Respondents across most stakeholder groups and both geographic locations indicated these key contributors to poverty reduction except respondents from the media who indicated law and justice would contribute most to poverty reduction.



IV. General Issues facing CAR (continued)

Economic Growth

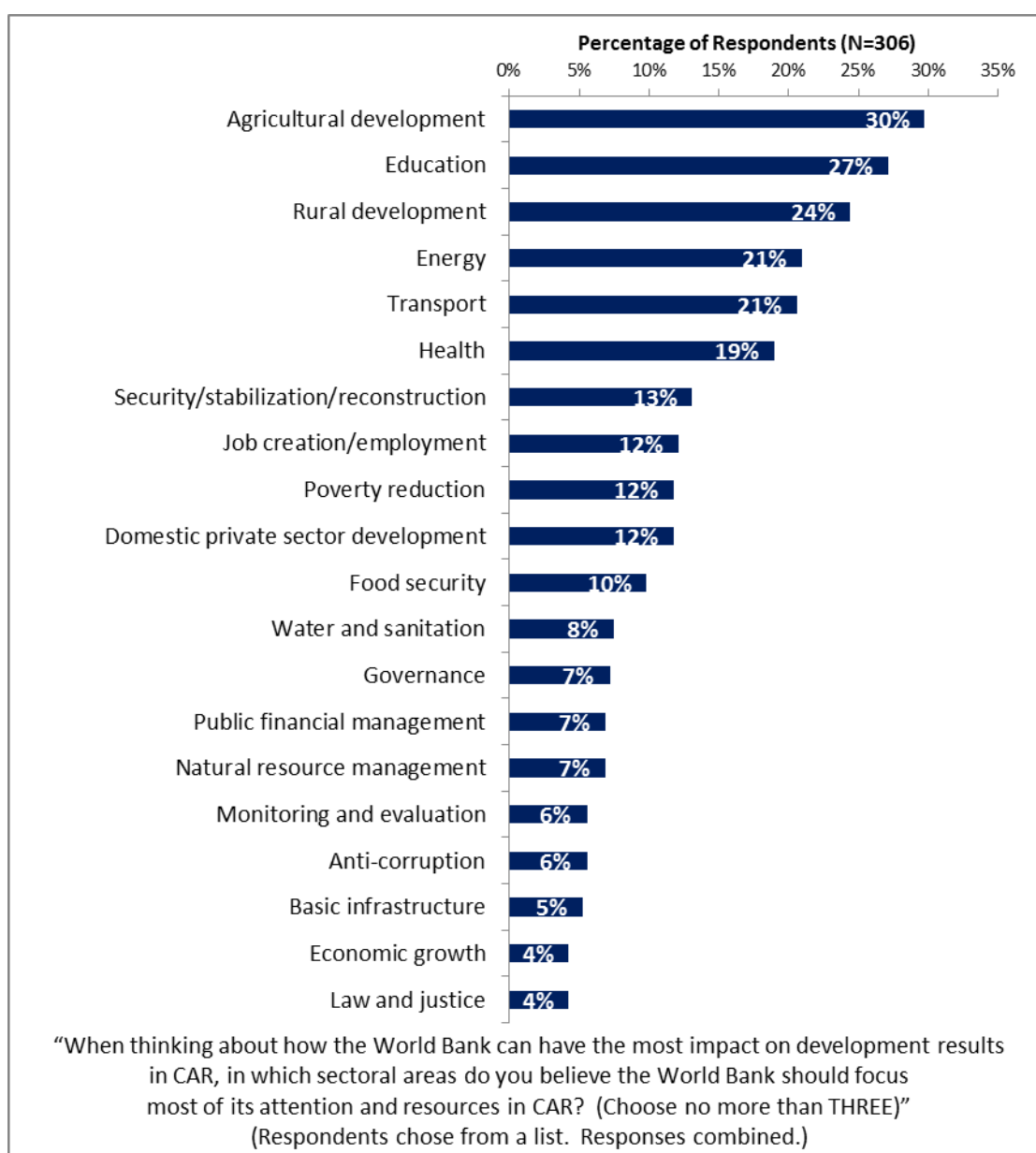
- Nearly half of all respondents indicated that energy would contribute most to generating economic growth in CAR. Agricultural development, trade and exports, rural development, education, anti-corruption, and jobs creation/employment were also identified as key to economic growth.
 - Respondents from the FY '09 country survey indicated that increasing agricultural productivity (58%) would contribute most to generating economic growth in CAR.



V. Overall Attitudes toward the World Bank

Focusing World Bank Resources

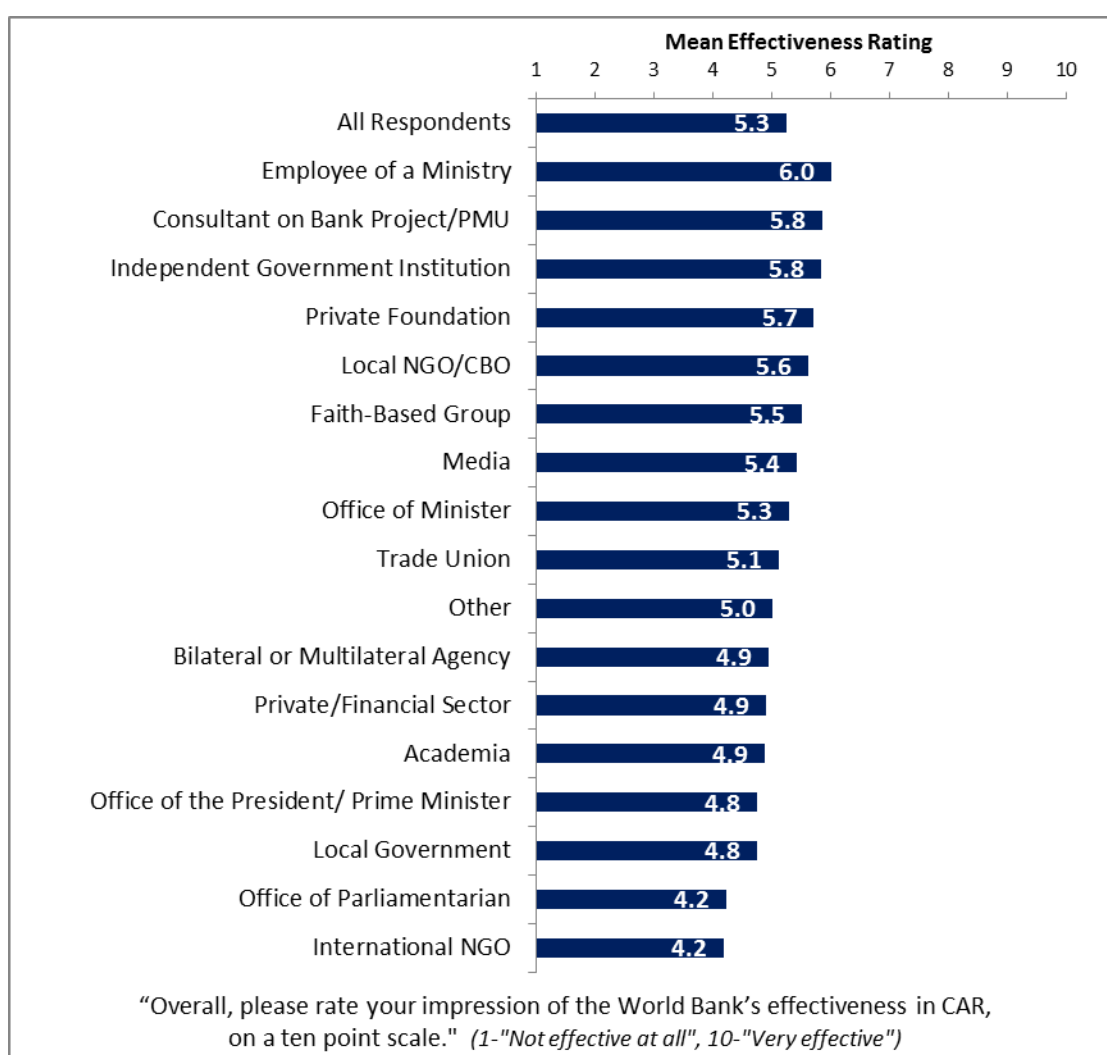
- Respondents indicated that the Bank would have the most impact on development results in CAR by focusing most of its attention and resources on agricultural development, education, and rural development. Energy, transport, and health were also seen as key.
 - In the FY '09 country survey, respondents indicated that it would be most productive for the Bank to focus its resources on employment (25%), agricultural productivity (24%), and government effectiveness (23%).



V. Overall Attitudes toward the World Bank (continued)

The World Bank's Overall Effectiveness

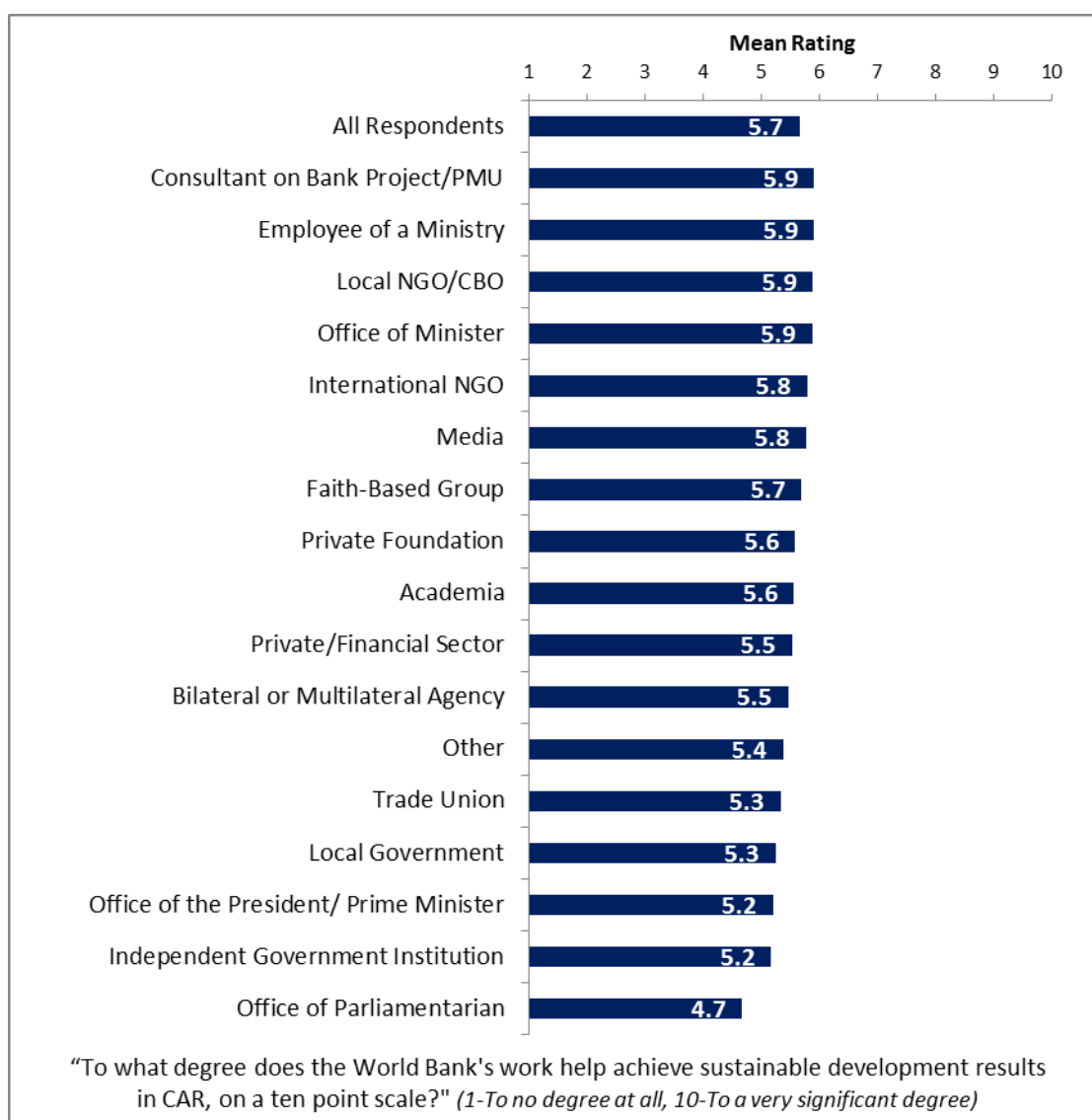
- Across all respondents, ratings of the World Bank's overall effectiveness in CAR received a mean rating of 5.3 on a 10-point scale, with 1 being not effective at all and 10 being very effective. This was statistically similar to the FY '09 survey, in which the Bank's overall effectiveness received a mean rating of 5.4 across all respondents.
 - Respondents across all stakeholder groups, as well as those from Bangui and Other Areas, gave statistically similar ratings for the World Bank's overall effectiveness in CAR.



V. Overall Attitudes toward the World Bank (continued)

Achieving Sustainable Development Results

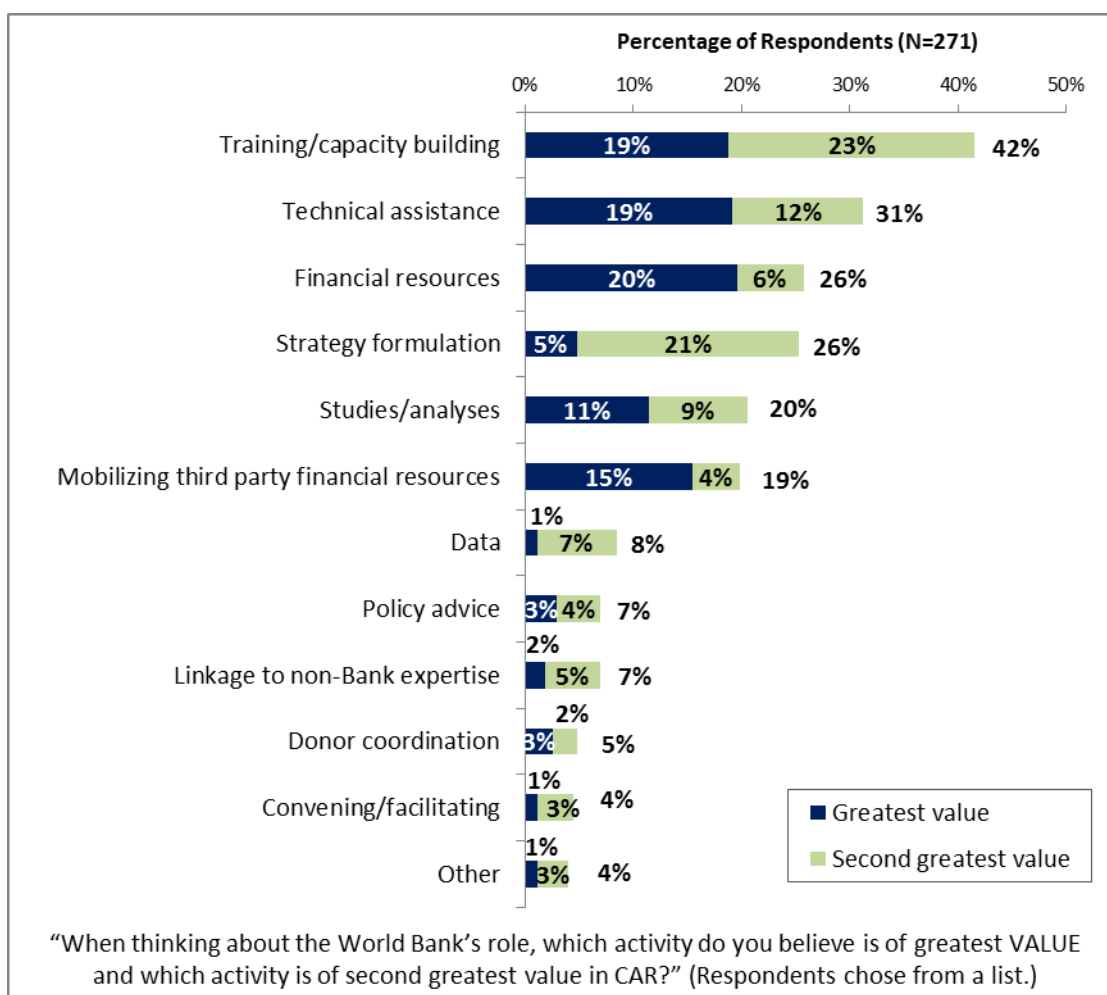
- Across all respondents, the World Bank helping achieve sustainable development results in CAR received a mean rating of 5.7 on a 10-point scale, with 1 being to no degree at all and 10 being to a very significant degree.
 - Respondents across all stakeholder groups, as well as those from Bangui and Other Areas, gave statistically similar ratings for the World Bank helping achieve sustainable development results in CAR.



V. Overall Attitudes toward the World Bank (continued)

Greatest Value

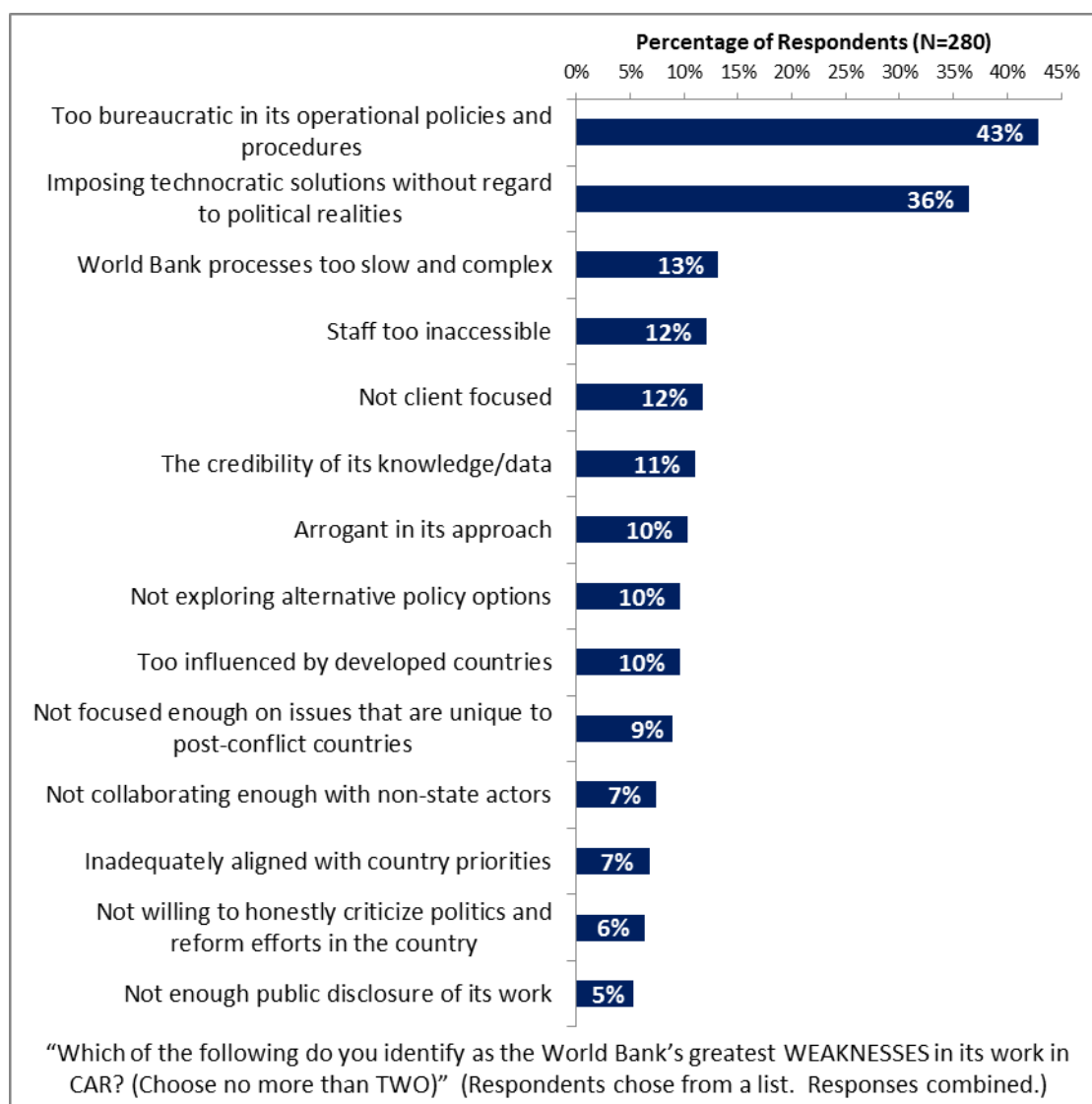
- Nearly half of all respondents indicated that the Bank's greatest value to CAR was its training/capacity building. The Bank's technical assistance, financial resources, strategy formulation, studies/analyses, and mobilization of third party financial resources were also considered of great value.
 - Respondents in the FY '09 country survey indicated that the Bank's greatest values to CAR were lending when others won't (34%), its financial resources (34%), and its policy and economic advice (30%).



V. Overall Attitudes toward the World Bank (continued)

Greatest Weakness

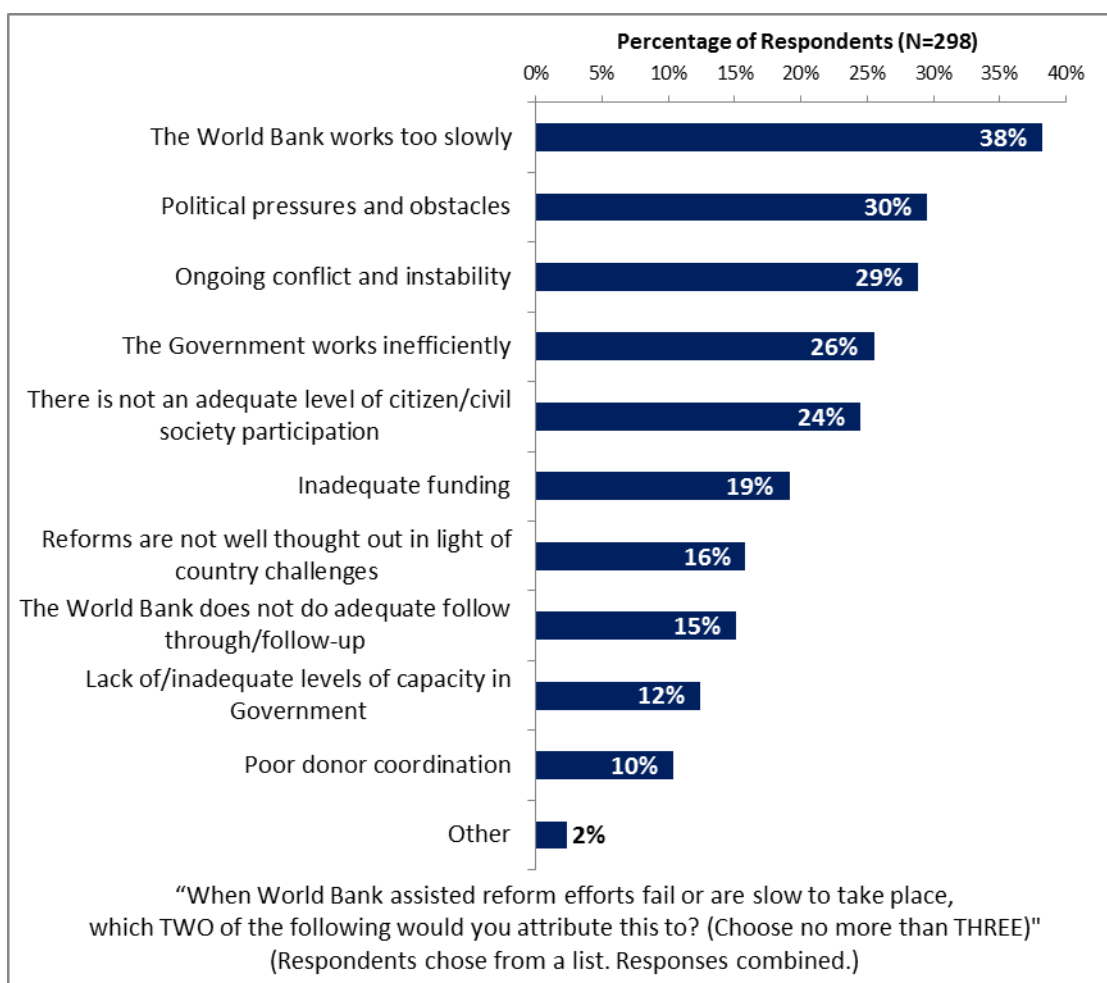
- Respondents indicated that the Bank's greatest weaknesses in its work in CAR were being too bureaucratic in its operational policies and procedures and imposing technocratic solutions without regard to political realities.
 - Respondents in the FY '09 country survey indicated that the Bank's greatest weaknesses were imposing technocratic solutions without regard to political realities (54%), not providing sufficient financial resources (45%), and being too bureaucratic in its operational policies and procedures (38%).
 - Respondents across most stakeholder groups, as well as Bangui and Other Areas, indicated that the Bank's greatest weaknesses were being too bureaucratic and imposing technocratic solutions except respondents from the office of a Minister who indicated that its staff is too inaccessible and the credibility of its knowledge/data and respondents from independent government institutions who indicated that the Bank is arrogant in its approach.



V. Overall Attitudes toward the World Bank (continued)

Attributing Slow or Failed Reform Efforts

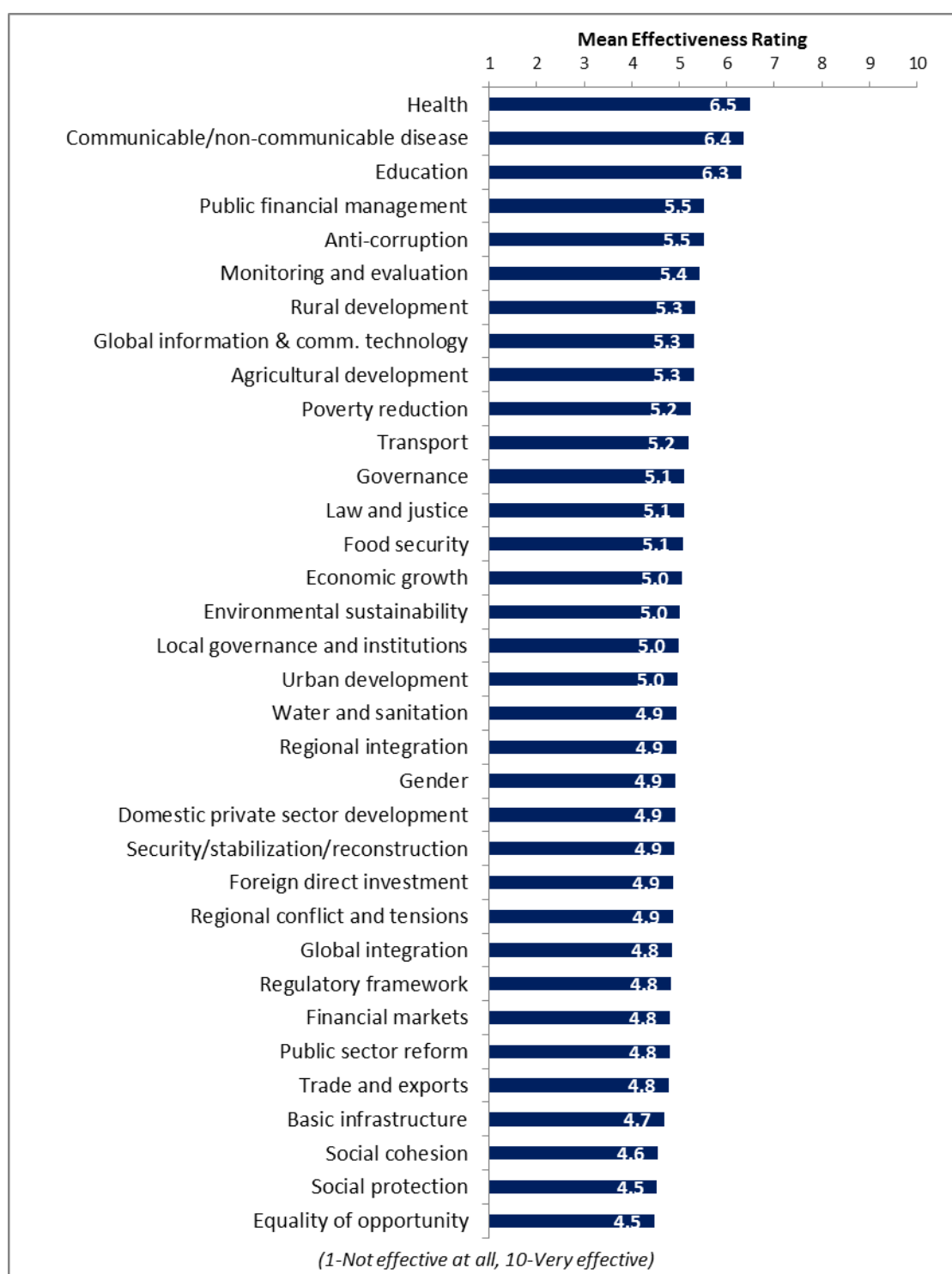
- When World Bank assisted reform efforts fail or are slow to take place, respondents indicated that they most often attribute this to the Bank working too slowly. Respondents also indicated that political pressures and obstacles, ongoing conflict and instability, the government working inefficiently, and an inadequate level of citizen/ civil society participation can also lead to Bank assisted reform efforts failing or taking place slowly.
 - Respondents across most stakeholder groups, as well as those from Bangui and Other Areas, identified these as reasons for Bank assisted reform efforts failing or being slow to take place, except respondents from the office of the President/ Prime Minister who were more likely to identify inadequate funding as the reason Bank assisted reform efforts fail or are slow to take place.



VI. Sectoral Effectiveness

Specific Areas of Effectiveness

- Respondents saw the Bank as most effective at health, communicable/non-communicable disease, and education, receiving mean ratings of 6.5, 6.4, and 6.3, respectively, across all respondents, on a 10-point scale with 1 being not effective at all and 10 being very effective.



VI. Sectoral Effectiveness (continued)

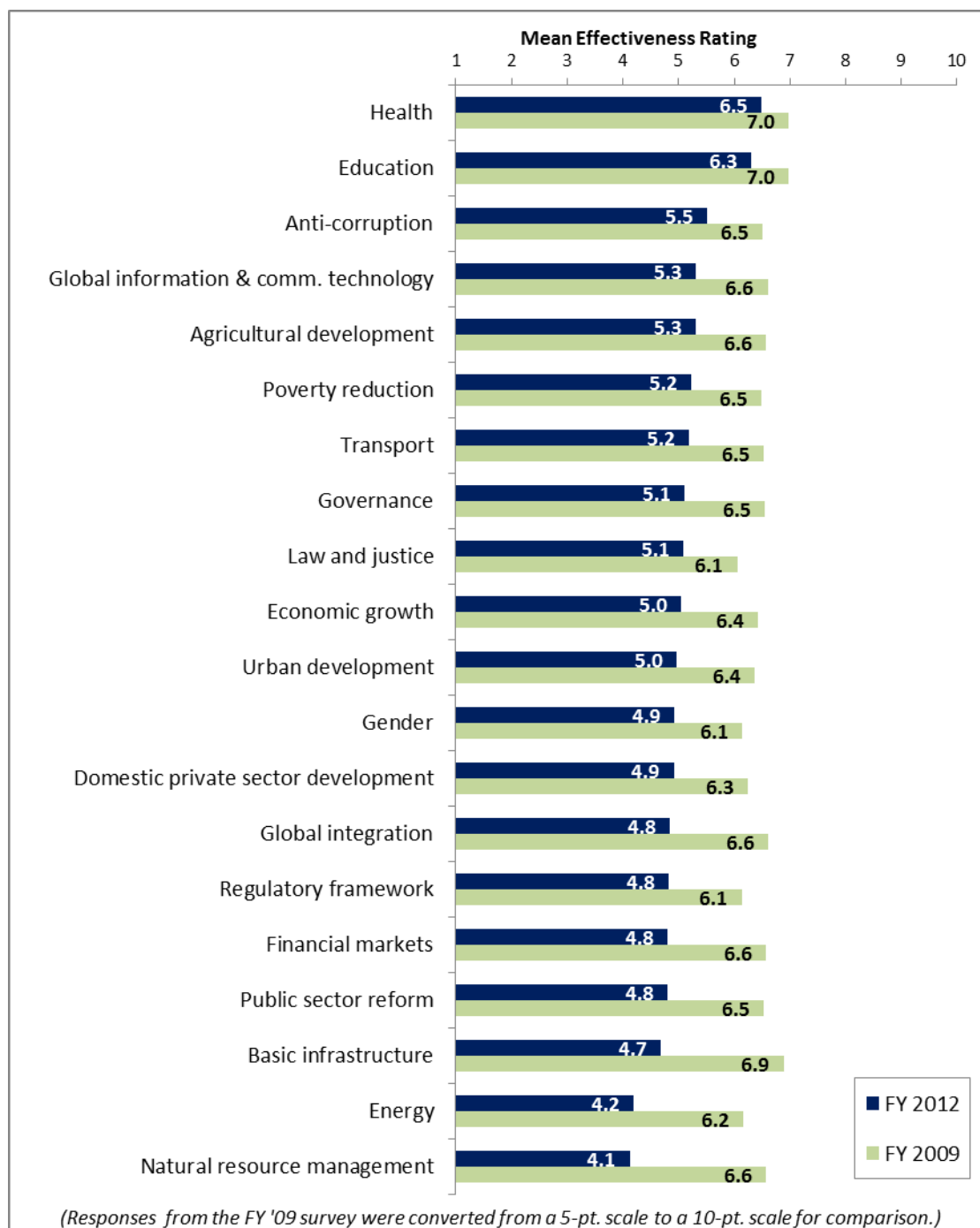
Specific Areas of Effectiveness (continued)

- There were significant stakeholder differences in their ratings of the Bank's effectiveness across several of these forty areas. For the most part, respondents from independent government institutions, consultants on Bank projects/PMUs, and trade unions had the highest ratings across these areas whereas respondents from the office of a Parliamentarian, international NGOs, the media, academia, and other organizations had significantly lower ratings for the Bank's effectiveness across these areas. Those areas with significant stakeholder group differences were:
 - "Basic infrastructure";
 - "Communicable/non-communicable disease";
 - "Energy";
 - "Disaster management";
 - "Public financial management";
 - "Job creation/ employment";
 - "Social cohesion";
 - "Education";
 - "Security/stabilization/ reconstruction";
 - "Public sector reform"; and
 - "Agricultural development".
- Respondents from Other Areas gave significantly higher ratings for the Bank's effectiveness at "Domestic private sector development" compared to respondents from Bangui. Respondents from Bangui and Other Areas gave statistically similar ratings of the Bank's effectiveness across the other thirty-nine areas.
- Responses across all stakeholder groups, geographic locations, and both country surveys can be found in the Appendix.

VI. Sectoral Effectiveness (continued)

Specific Areas of Effectiveness (continued)

- Respondents in this year's country survey gave significantly lower ratings for the Bank's effectiveness at all areas that could be compared, except for "Health", compared to respondents in the FY '09 country survey.



VI. Sectoral Effectiveness (continued)

Drivers of Effectiveness

To determine the key drivers of respondents' ratings of the Bank's overall effectiveness and ratings of its ability to help achieve sustainable development results in CAR, bivariate correlational analyses were conducted using respondents' ratings of the forty specific areas of effectiveness.

Correlational analyses, however, are not able to tell us exactly what is causing respondents' ratings of the Bank's overall effectiveness or ratings of its ability to help achieve sustainable development results. Rather, these analyses tell us that as ratings of effectiveness in one area increase, respondents' ratings of the Bank's overall effectiveness increase, or as ratings of effectiveness in one area increase, ratings of the Bank's ability to help achieve sustainable development results increase. Thus, it can be inferred that respondents' perceptions of effectiveness in one specific area are related to, or drive, respondents' perceptions of the Bank's overall effectiveness or perceptions of the Bank's ability to help achieve sustainable development results.

- **Overall Effectiveness:** Those specific areas with the highest Pearson Product-Moment correlations were determined to be the most closely related to perceptions of the Bank's overall effectiveness, suggesting that ratings of effectiveness in those specific areas are drivers of perceptions of the Bank's overall effectiveness in CAR. The areas determined to be key drivers from these analyses were:
 - The Bank's effectiveness at economic growth;
 - The Bank's effectiveness at global information and communications technology;
 - The Bank's effectiveness at poverty reduction;
 - The Bank's effectiveness at financial markets; and
 - The Bank's effectiveness at public financial management.
- **Achieving Sustainable Development Results:** Those specific areas with the highest Pearson Product-Moment correlations were determined to be the most closely related to perceptions of the Bank's ability to help achieve sustainable development results in CAR, suggesting that ratings of effectiveness in those specific areas are drivers of perceptions of the Bank's ability to help achieve sustainable development results. The areas determined to be key drivers from these analyses were:
 - The Bank's effectiveness at security/stabilization/reconstruction;
 - The Bank's effectiveness at economic growth; and
 - The Bank's effectiveness at financial markets.

VII. World Bank Knowledge and Instruments

Knowledge: Meeting CAR's Knowledge Needs

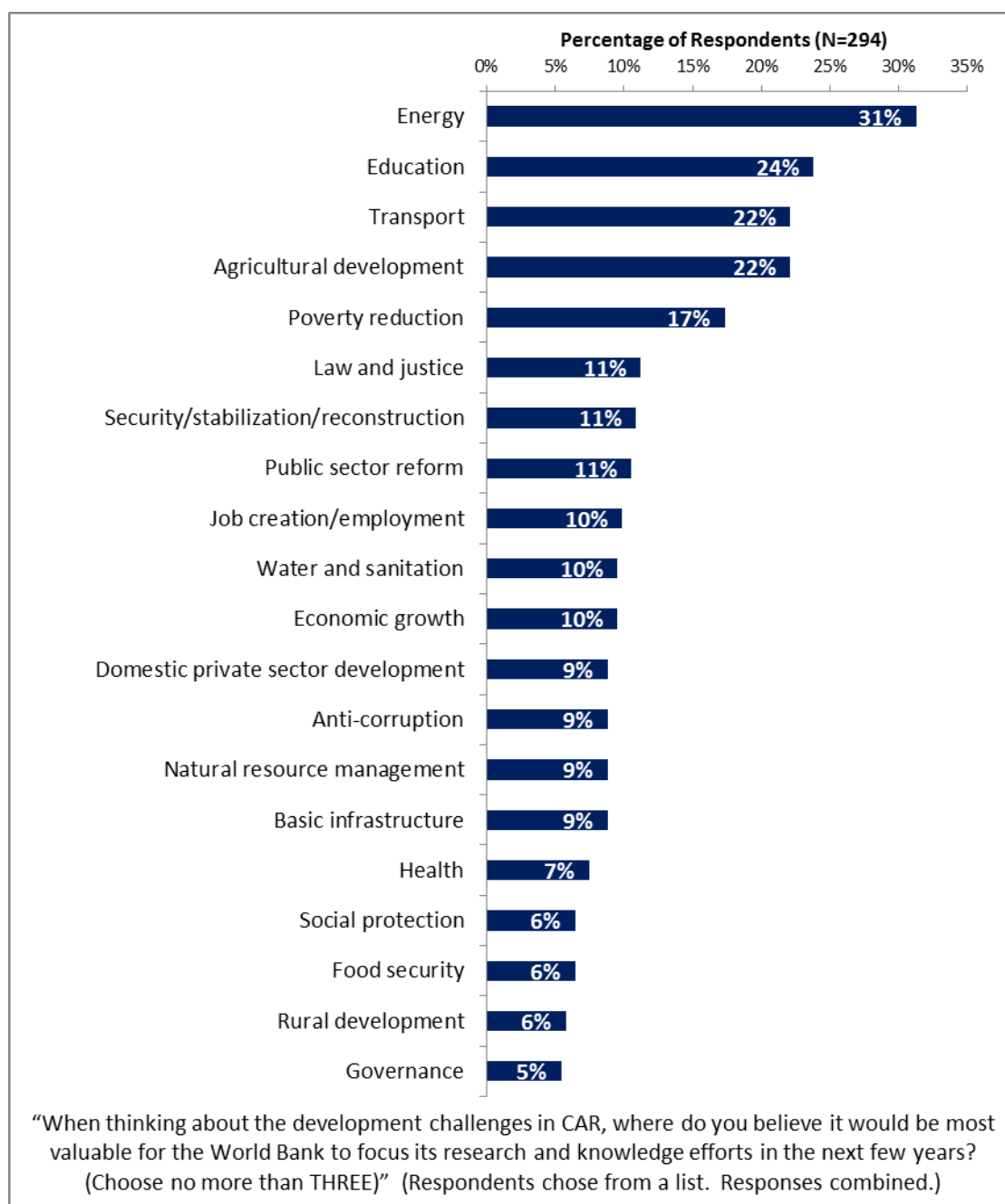
- Across all respondents, the extent to which the Bank meets CAR's needs for knowledge services received a mean rating of 5.6 on a 10-point scale, with 1 being to no degree at all and 10 being to a very significant degree.
 - Respondents across all stakeholder groups, as well as those from Bangui and Other Areas, gave statistically similar ratings for the Bank meeting CAR's needs for knowledge services.



VII. World Bank Knowledge and Instruments (continued)

Knowledge: Focusing Bank Research

- Respondents indicated that it would be most valuable for the Bank to focus its research and knowledge efforts on energy. Respondents also indicated that education, transport, agricultural development, and poverty reduction would be valuable research endeavors.
 - Respondents in the FY '09 country survey indicated that it would be most valuable for the Bank to focus its research efforts on education (40%), agribusiness/agricultural productivity (22%), rural development (22%), health (20%), and poverty (19%).



VII. World Bank Knowledge and Instruments (continued)

Knowledge: Effectiveness

- Across all respondents, the effectiveness of the World Bank's knowledge and research to provide support for program implementation received the highest mean rating, 6.0, on a 10-point scale with 1 being not at all effective and 10 being very effective.
 - Respondents across all stakeholder groups, as well as those from Bangui and Other Areas, had statistically similar ratings for the effectiveness of the Bank's knowledge and research in these areas.



VII. World Bank Knowledge and Instruments (continued)

Knowledge: Qualities

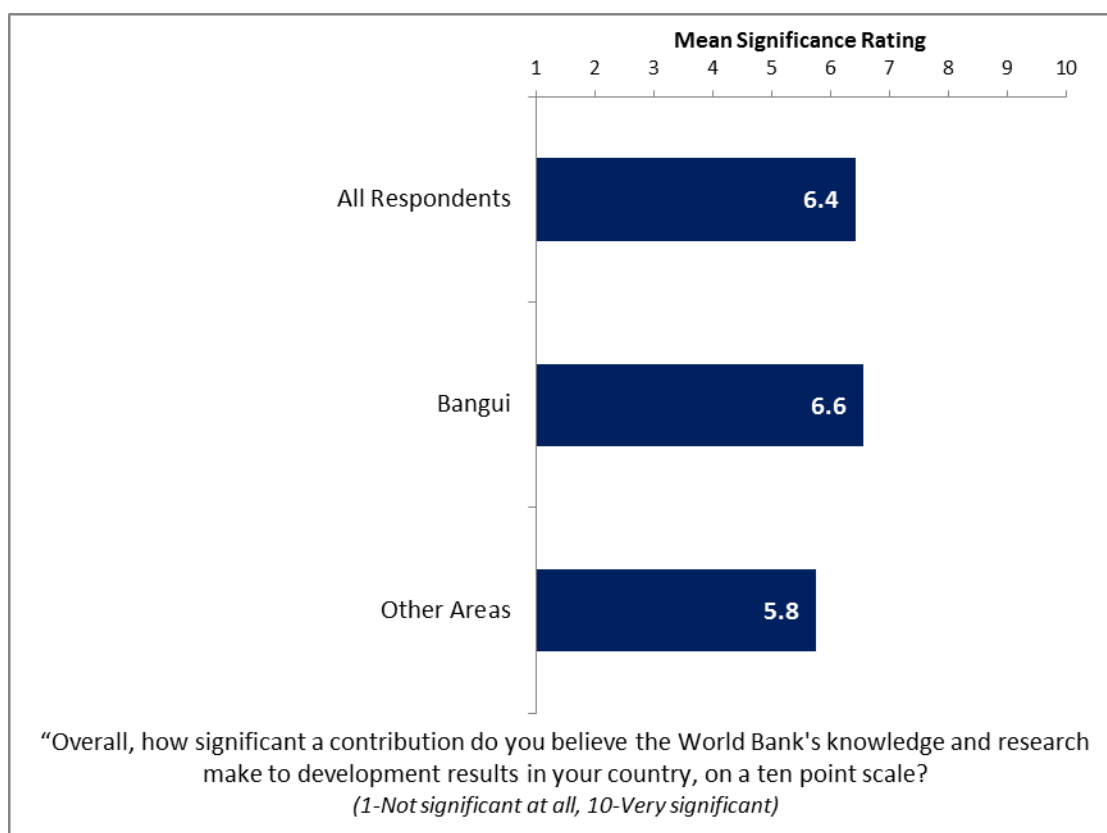
- Across all respondents, the World Bank's knowledge and research being a source of relevant information on global good practices received the highest mean rating, 6.2, on a 10-point scale with 1 being to no degree at all and 10 being to a very significant degree.
 - Respondents from this country survey had significantly higher ratings for "Are adaptable to CAR's development challenges" compared to respondents from the FY '09 country survey (5.3), but statistically similar ratings for "A source of relevant information on global good practices" (6.2; note only these two areas could be compared).
 - Respondents from independent government institutions had the highest ratings for the extent to which the Bank's knowledge and research "Are timely", "Include an appropriate level of stakeholder involvement during preparation", and "Are accessible" whereas respondents from faith-based groups, academia, and other organizations had significantly lower ratings. Respondents across all stakeholder groups had statistically similar ratings for the other qualities of the World Bank's knowledge and research.
 - Respondents from Bangui had higher ratings for all of these qualities of the World Bank's knowledge and research compared to respondents from Other Areas, significantly so for "Are timely", "Include an appropriate level of stakeholder involvement during preparation", and "Are adaptable to CAR's development challenges".



VII. World Bank Knowledge and Instruments (continued)

Knowledge: Contribution

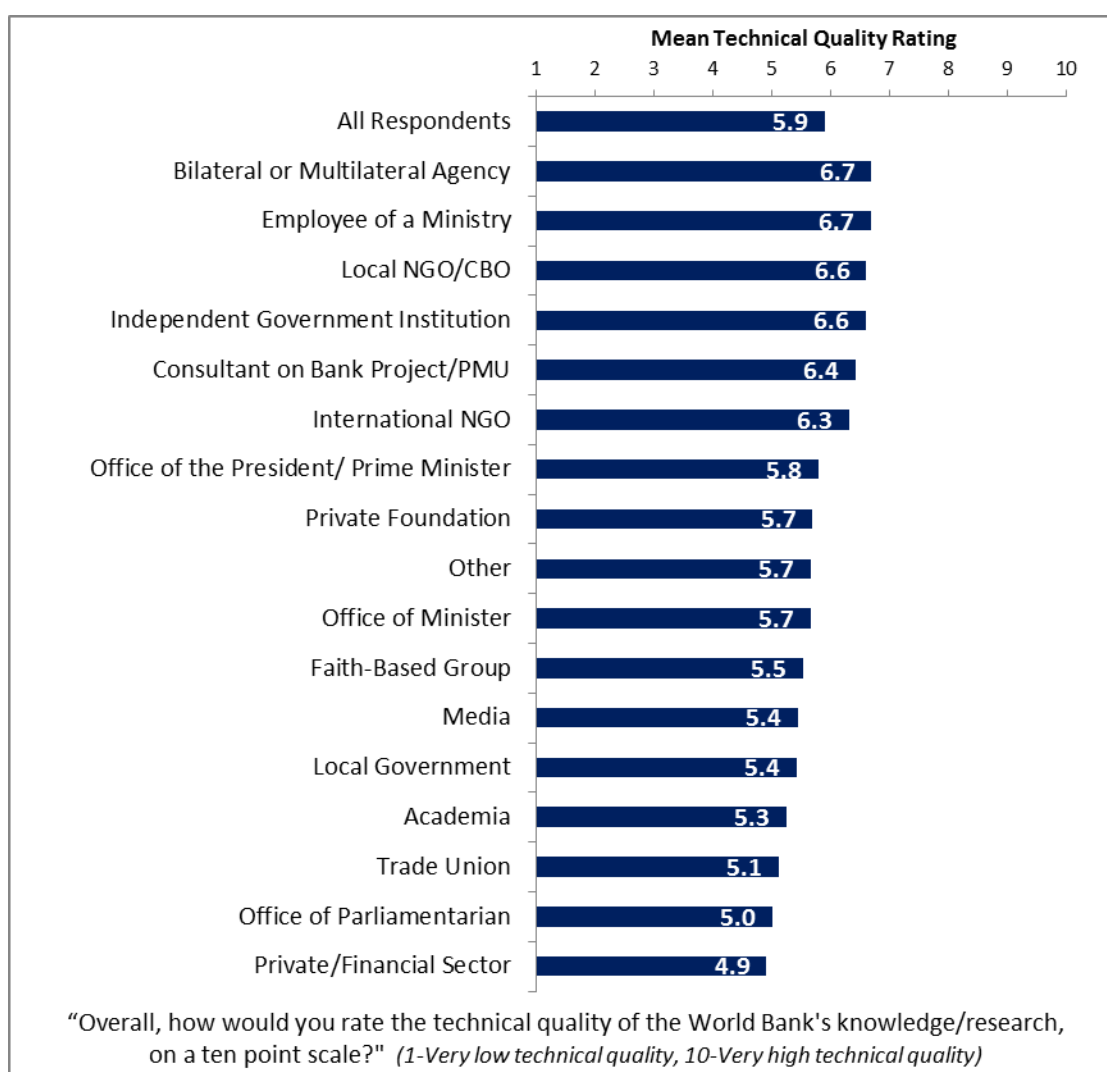
- Across all respondents, the significance of the contribution that the World Bank's knowledge and research make to development results in CAR received a mean rating of 6.4 on a 10-point scale, with 1 being not significant at all and 10 being very significant.
 - Respondents from Bangui gave significantly higher ratings for the contribution that the Bank's knowledge and research make to development results in CAR compared to respondents from Other Areas.
 - Respondents across all stakeholder groups gave statistically similar significance ratings for the contribution that the World Bank's knowledge and research make to development results in CAR.



VII. World Bank Knowledge and Instruments (continued)

Knowledge: Technical Quality

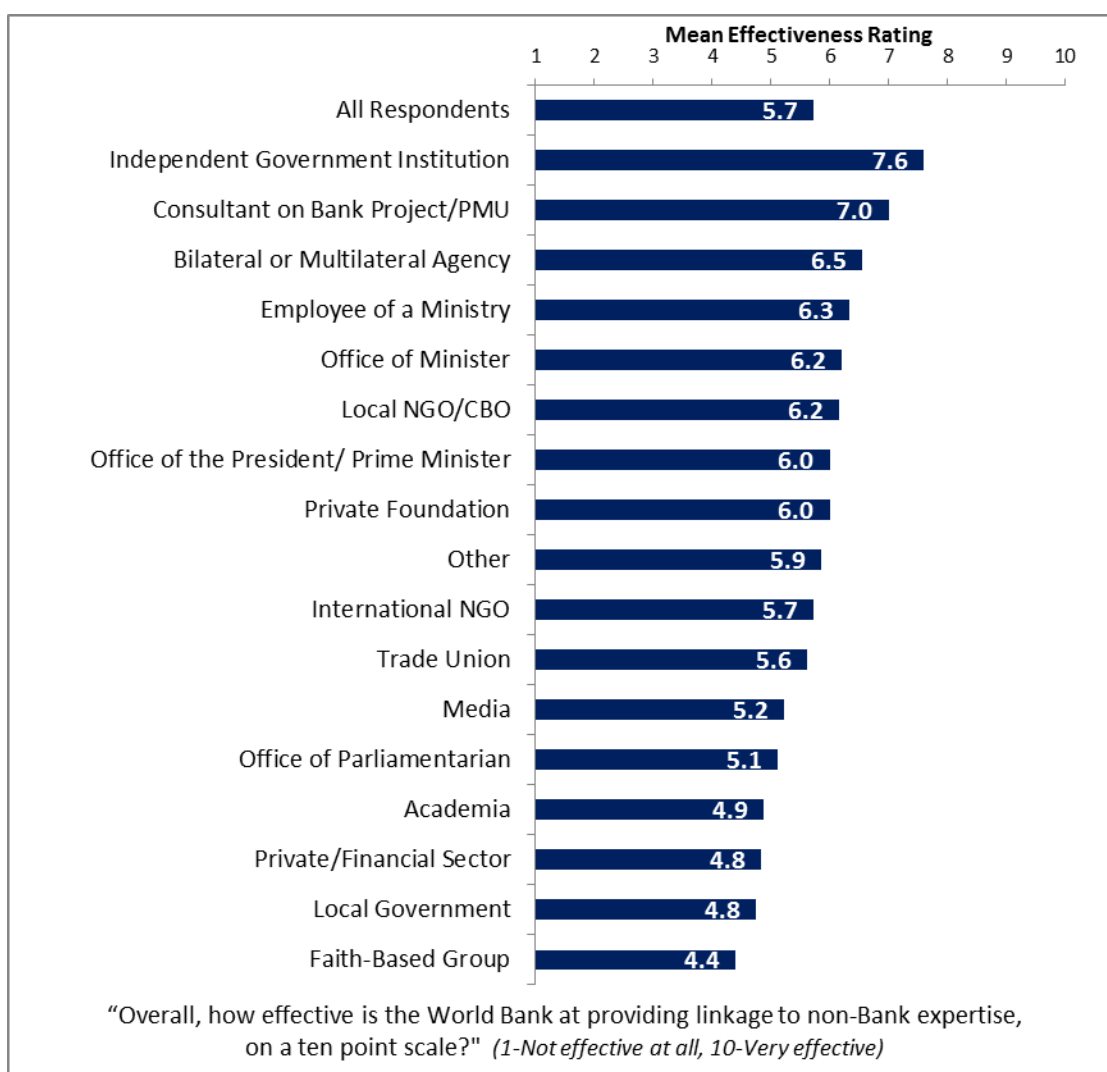
- Across all respondents, the technical quality of the World Bank's knowledge and research received a mean rating of 5.9 on a 10-point scale, with 1 being very low technical quality and 10 being very high technical quality.
 - Respondents across all stakeholder groups, as well as those from Bangui and Other Areas, gave statistically similar ratings for the technical quality of the World Bank's knowledge and research.



VII. World Bank Knowledge and Instruments (continued)

Knowledge: Linkage to Non-Bank Expertise

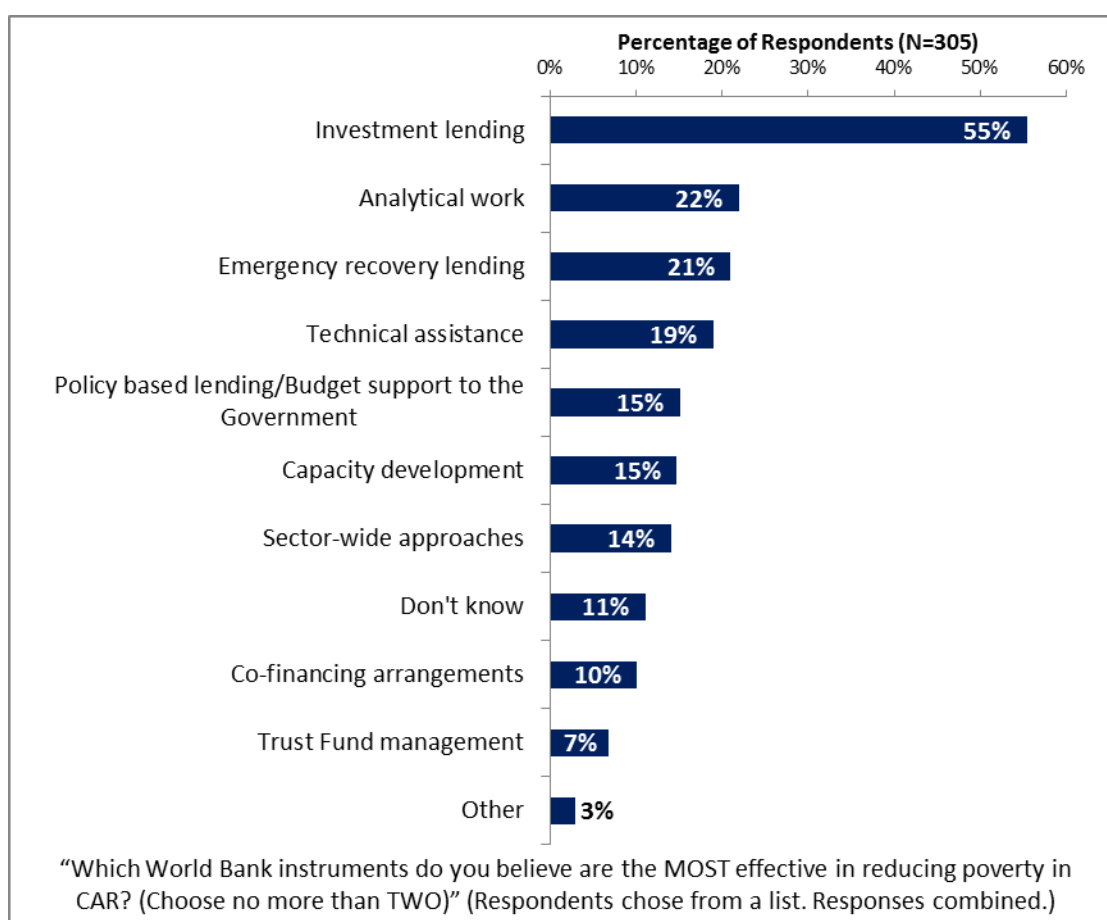
- Across all respondents, the Bank's effectiveness at providing linkage to non-Bank expertise received a mean rating of 5.7 on a 10-point scale, with 1 being not effective at all and 10 being very effective.
 - Respondents from independent government institutions gave the highest ratings for the Bank's effectiveness at providing linkage to non-Bank expertise whereas respondents from faith-based groups gave significantly lower ratings.
 - Respondents from Bangui and Other Areas gave statistically similar ratings for the Bank's effectiveness at providing linkage to non-Bank expertise.



VII. World Bank Knowledge and Instruments (continued)

Instruments: Most Effective

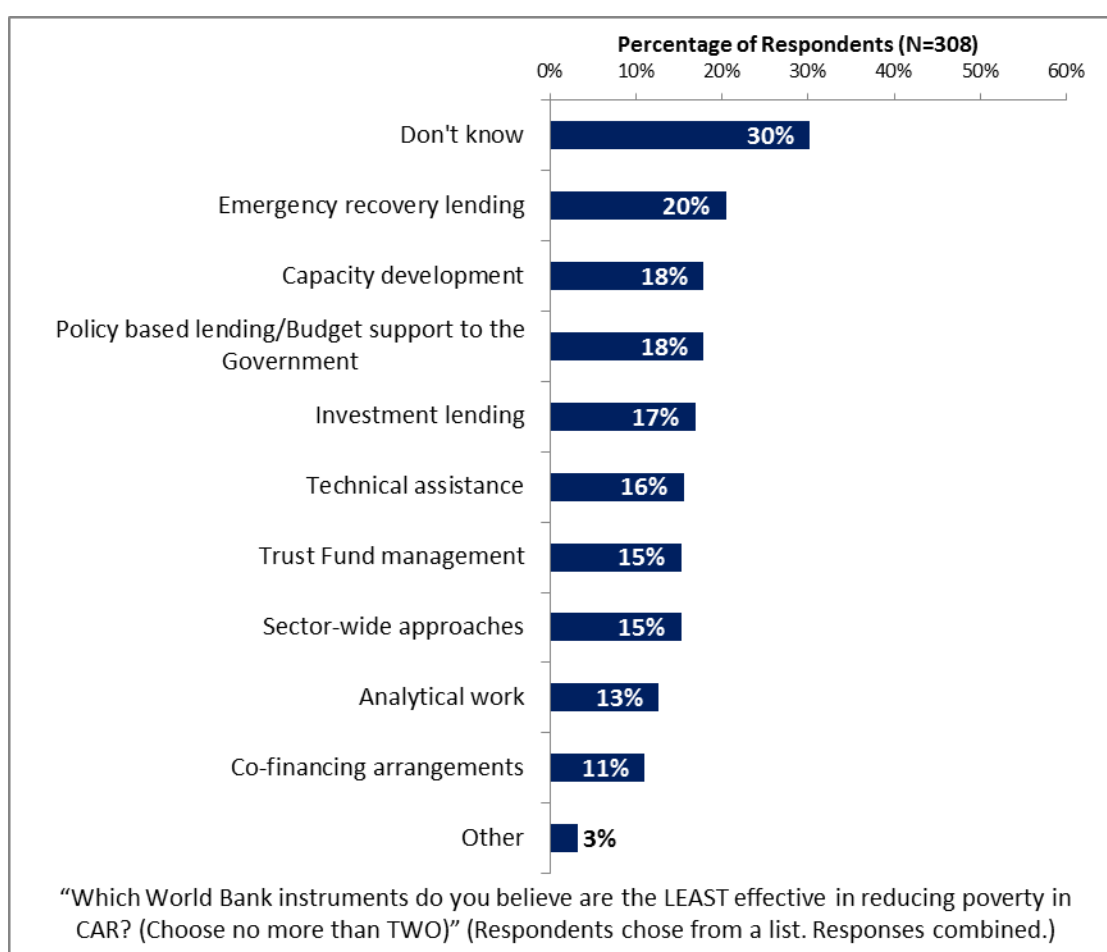
- Over half of all respondents indicated that the World Bank's investment lending was its most effective instrument in reducing poverty in CAR.
 - Respondents from most stakeholder groups and both geographic locations indicated that the World Bank's investment lending was its most effective instrument in reducing poverty in CAR, except respondents from faith-based groups who indicated that the Bank's emergency recovery lending was most effective.



VII. World Bank Knowledge and Instruments (continued)

Instruments: Least Effective

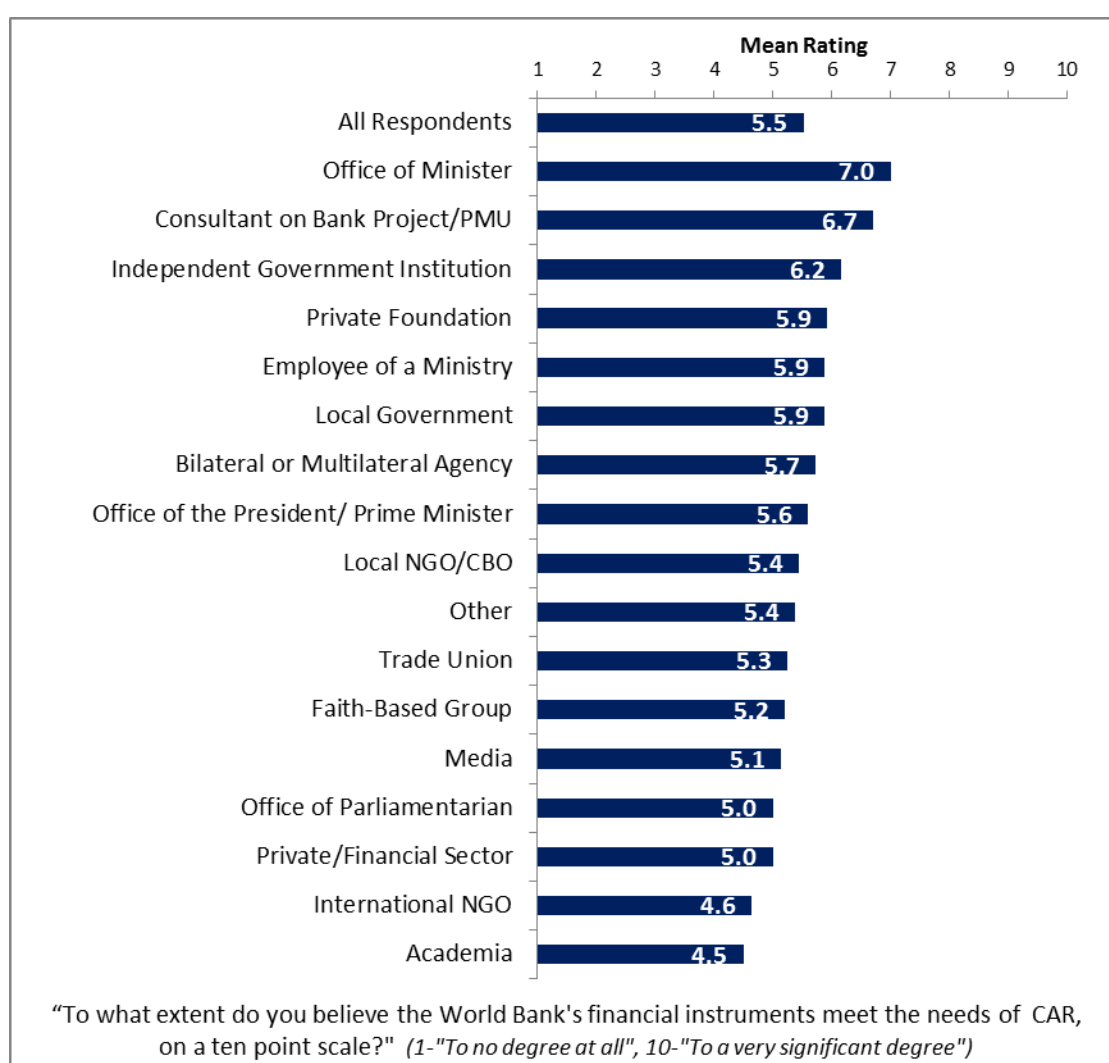
- Nearly a third of all respondents indicated that they didn't know which of the World Bank's instruments was *least* effective in reducing poverty in CAR.
 - A plurality of respondents from most stakeholder groups indicated that they didn't know which Bank instruments were least effective, except respondents from the private/financial sector, faith-based groups, academia, and other organizations who indicated that the World Bank's investment lending was *least* effective in reducing poverty in CAR. In contrast, respondents from local NGOs/CBOs, international NGOs, and trade unions indicated that the Bank's technical assistance was least effective. Respondents from the media indicated that the Bank's emergency recovery lending was least effective. Respondents from independent government institutions indicated that the Bank's Trust Fund management was least effective.
 - Respondents from Bangui indicated that they didn't know which of the World Bank's instruments was *least* effective in reducing poverty in CAR. In contrast, respondents from Other Areas indicated that the Bank's policy based lending/budget support to the Government was least effective.



VII. World Bank Knowledge and Instruments (continued)

Instruments: Meeting CAR's Needs

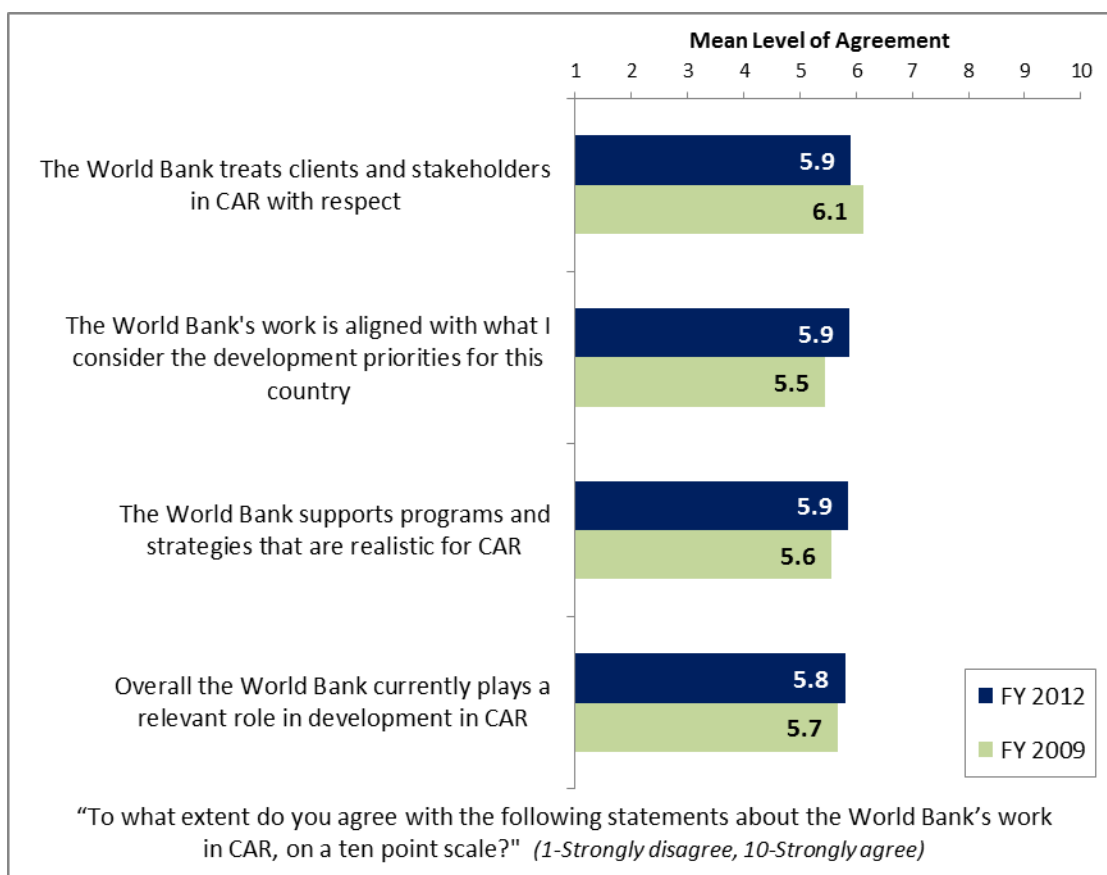
- Across all respondents, the extent to which the Bank's financial instruments meet CAR's needs received a mean rating of 5.5 on a 10-point scale, with 1 being to no degree at all and 10 being to a very significant degree.
 - Respondents across all stakeholder groups, as well as those from Bangui and Other Areas, gave statistically similar ratings for the Bank's financial instruments meeting CAR's needs.



VIII. How the World Bank Operates

The World Bank's Work in CAR

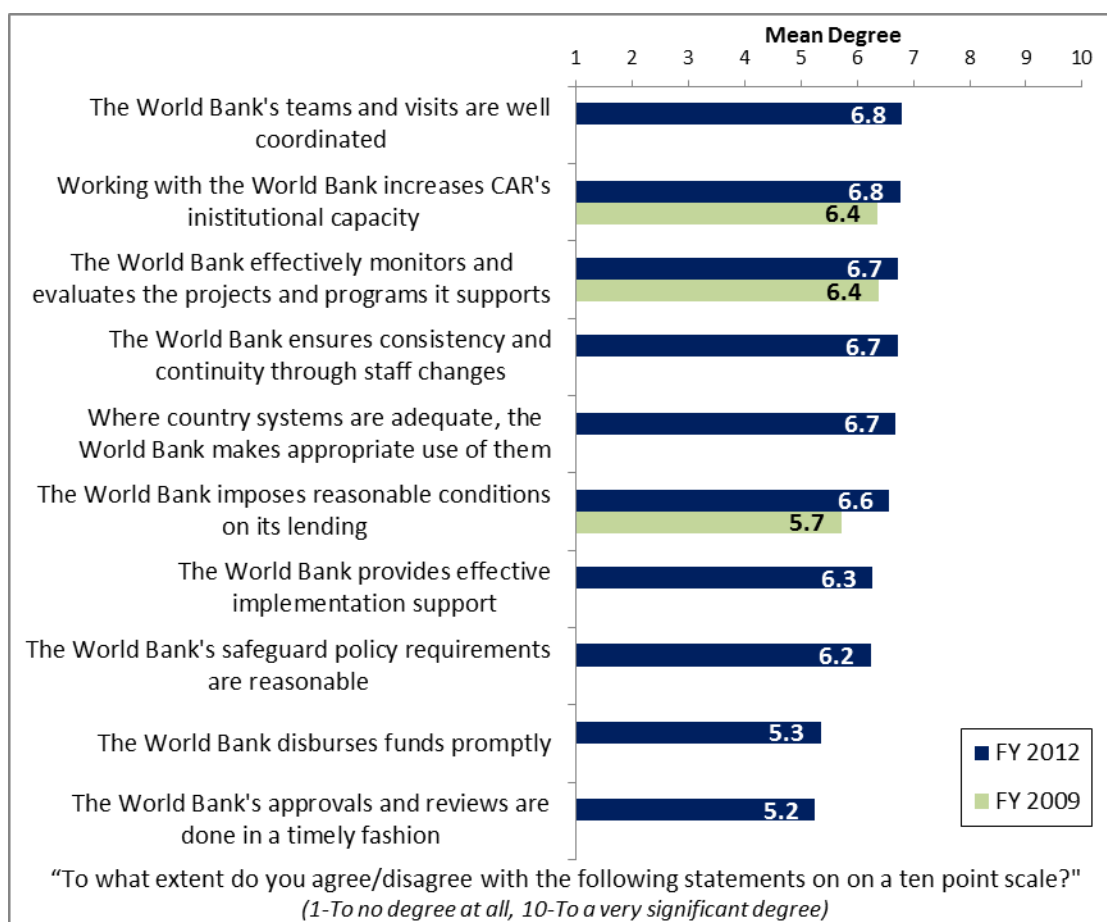
- In terms of the Bank's work in CAR, the World Bank treating clients and stakeholders in CAR with respect received the highest mean level of agreement, 5.9, across all respondents, on a 10-point scale with 1 being strongly disagree and 10 being strongly agree.
 - Respondents from the FY '09 country survey had statistically similar levels of agreement across all four statements compared to respondents in this year's country survey.
 - Respondents across all stakeholder groups had statistically similar levels of agreement across these statements.
 - Respondents from Bangui had significantly higher levels of agreement that the Bank treats clients and stakeholders with respect compared to respondents from Other Areas. Respondents across both locations had statistically similar levels of agreement for the other three statements.



VIII. How the World Bank Operates (continued)

Overall Perceptions

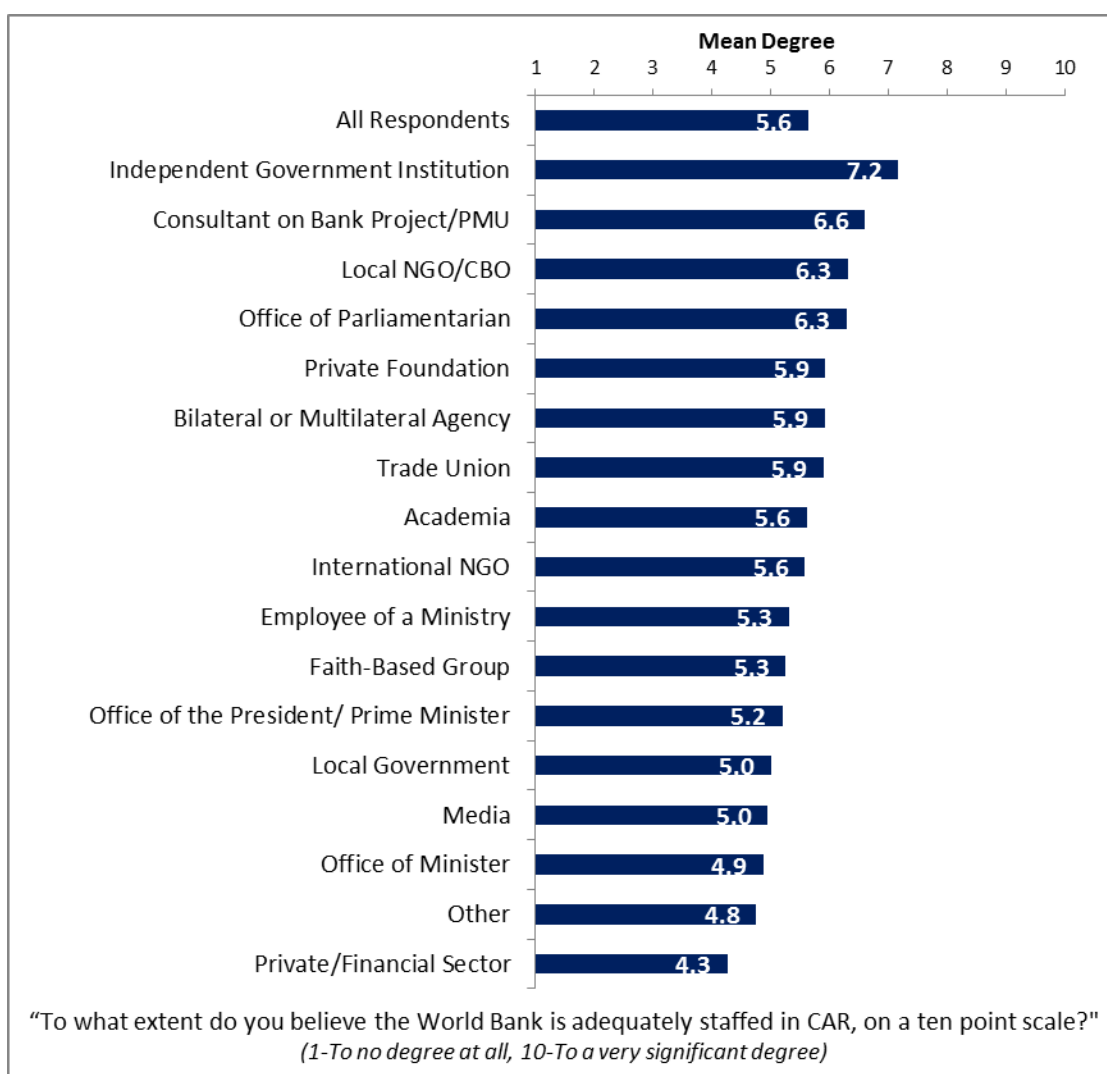
- Across all respondents, the Bank's teams and visits being well coordinated and working with the Bank increasing institutional capacity both received the highest mean rating, 6.8, on a 10-point scale with 1 being to no degree at all and 10 being to a very significant degree.
 - Ratings for "The World Bank imposes reasonable conditions on its lending" in this year's country survey were significantly higher compared to the FY '09 country survey. Ratings for the other two statements that could be compared were statistically similar in the FY '12 and FY '09 country surveys.
 - Respondents from the Office of the President/ Prime Minister, consultants on Bank projects/PMUs, and independent government institutions had the highest ratings for "The World Bank disburses funds promptly", "The World Bank effectively monitors and evaluates the projects and programs it supports", and "The World Bank's approvals and reviews are done in a timely fashion" whereas respondents from the media had significantly lower ratings. Respondents across all stakeholder groups had statistically similar ratings for the other aspects of working with the World Bank.
 - Respondents from Bangui and Other Areas had statistically similar ratings for these aspects of working with the World Bank in CAR.



VIII. How the World Bank Operates (continued)

Adequately Staffed

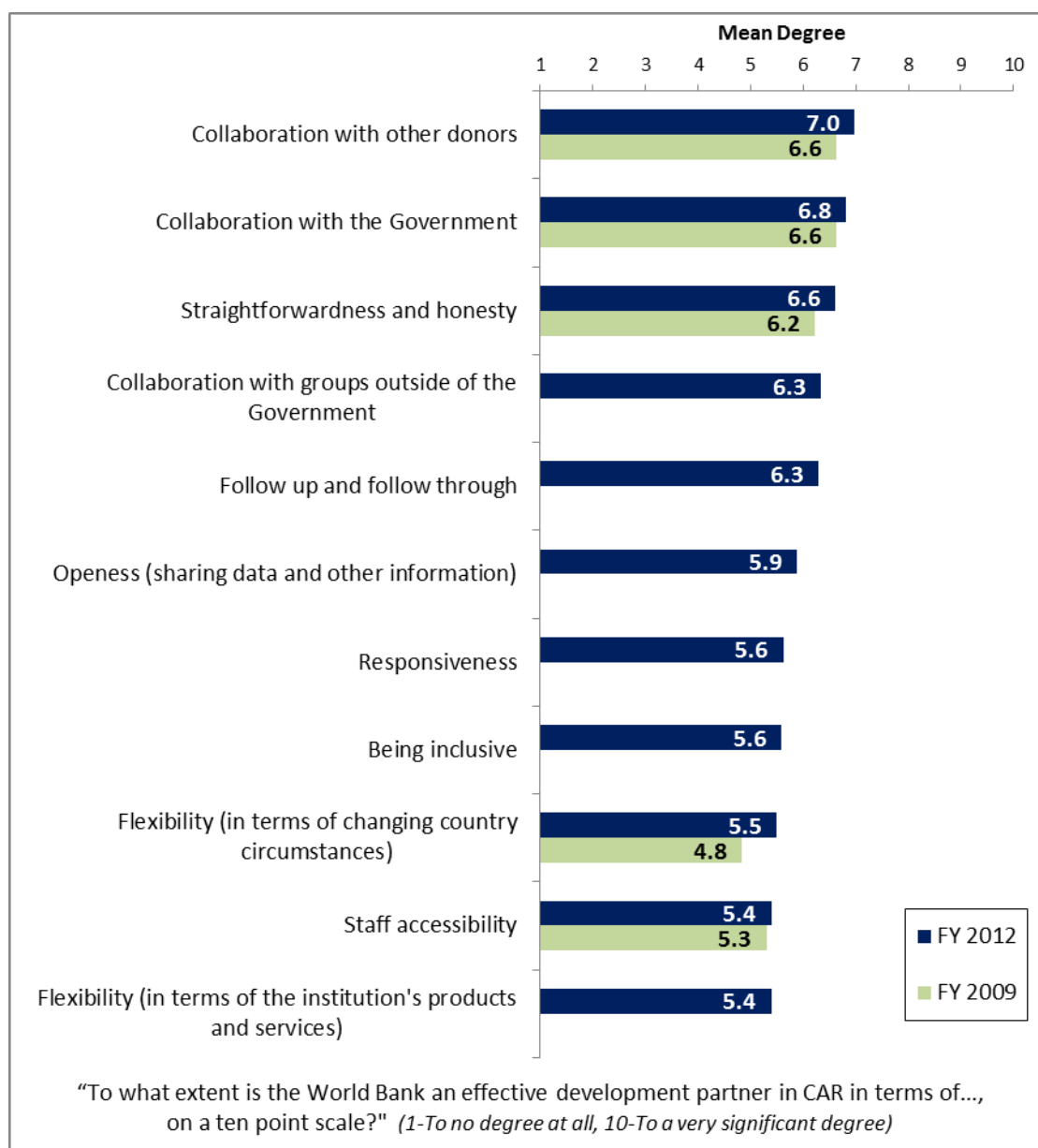
- Across all respondents, the World Bank being adequately staffed in CAR received a mean rating of 5.6 on a 10-point scale with 1 being to no degree at all and 10 being to a very significant degree.
 - Respondents across all stakeholder groups, as well as those from Bangui and Other Areas, had statistically similar ratings that the Bank is adequately staffed in CAR.



VIII. How the World Bank Operates (continued)

The World Bank as an Effective Development Partner

- Across all respondents, the extent to which the World Bank is an effective development partner in terms of its collaboration with other donors in CAR received the highest rating, 7.0, on a 10-point scale with 1 being to no degree at all and 10 being to a very significant degree.
- Ratings on the Bank's flexibility in the face of changing country circumstances increased significantly from FY 09 to FY 12.



VIII. How the World Bank Operates (continued)

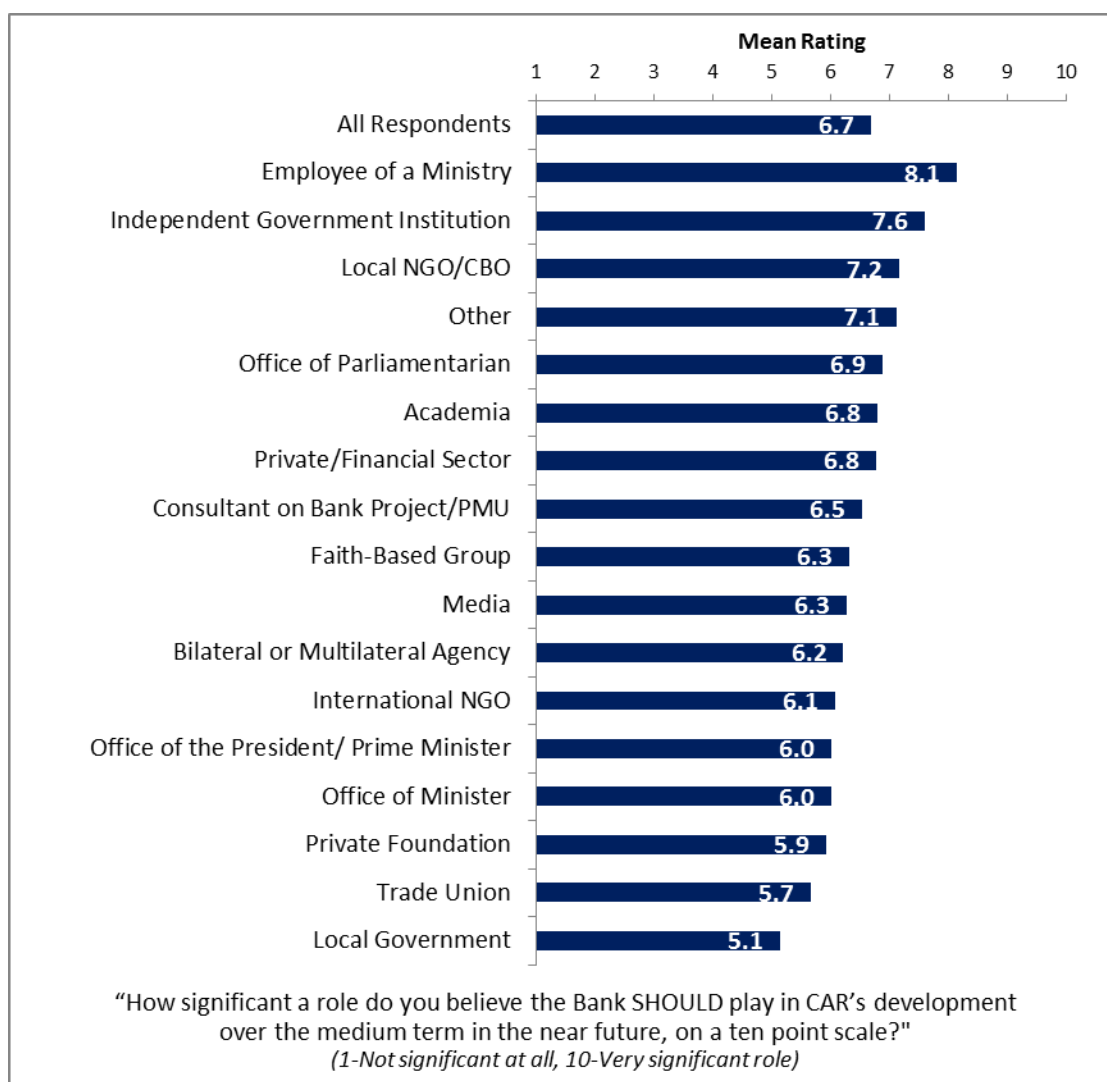
The World Bank as an Effective Development Partner (continued)

- Ratings for the extent to which the Bank displayed flexibility in terms of the country's changing circumstances was significantly higher in this country survey compared to the FY '09 country survey. The other four areas that could be compared received statistically similar ratings across both country surveys.
- There were some interesting stakeholder group significant differences in their perceptions of the extent to which the World Bank is an effective development partner in CAR.
 - Respondents from local government and the office of the President/Prime Minister had the highest ratings regarding the Bank's follow up and follow through whereas respondents from international NGOs, private/financial sector, and the office of a Parliamentarian had significantly lower ratings.
 - Respondents from independent government institutions had the highest ratings regarding the Bank's responsiveness whereas respondents from international NGOs and the office of a Parliamentarian had significantly lower ratings.
 - Respondents from independent government institutions had the highest ratings regarding the Bank's openness whereas respondents from private/financial sector had significantly lower ratings.
 - Respondents from independent government institutions had the highest ratings regarding Bank staff accessibility whereas respondents from faith-based groups and other organizations had significantly lower ratings.
 - Employees of ministries, consultants on Bank projects/PMUs, and respondents from bilateral or multilateral agencies had the highest ratings regarding the Bank's collaboration with the government in CAR whereas respondents from the office of a Parliamentarian had significantly lower ratings.
 - Employees of ministries and respondents from independent government institutions had the highest ratings regarding the Bank's collaboration with other donors in CAR whereas respondents from the office of a Parliamentarian had significantly lower ratings.
 - Respondents across all stakeholder groups had statistically similar ratings across the other areas.
- Respondents from Bangui had higher ratings across all of these areas compared to respondents from Other Areas, significantly so for "Follow up and follow through", "Straightforwardness and honesty", "Collaboration with the Government", and "Collaboration with other donors".

IX. The Future Role of the World Bank in CAR

Role Significance

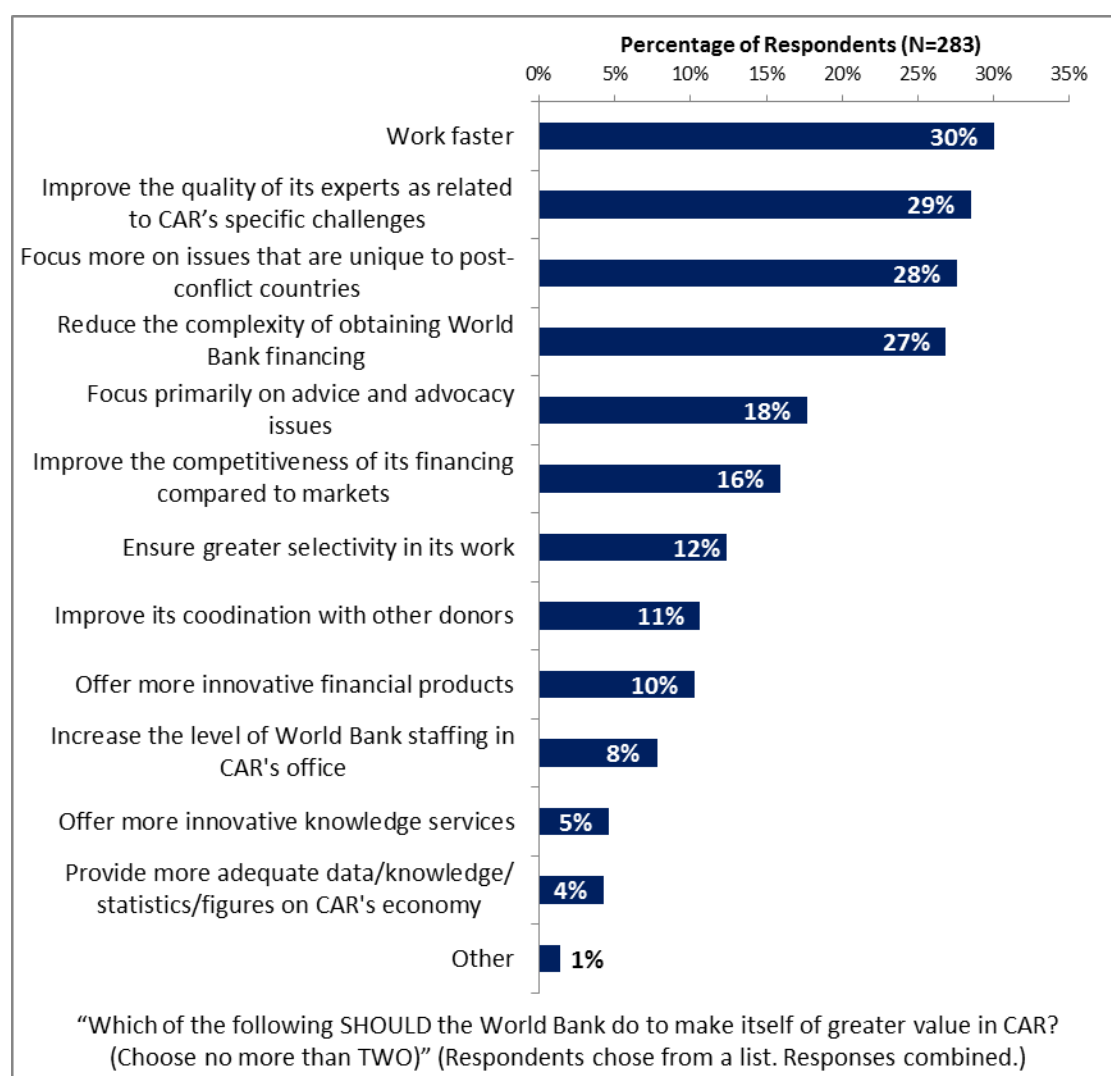
- The Bank was expected to play a somewhat significant role in CAR's development over the medium term, receiving a mean rating of 6.7 across all respondents on a 10-point scale with 1 being not a significant role and 10 being very significant role.
 - Respondents in this year's country survey gave significantly lower ratings for the role the Bank was expected to play in CAR's development over the medium term compared to respondents from the FY '09 country survey (8.0).
 - Respondents across all stakeholder groups, as well as from Bangui and Other Areas, gave statistically similar ratings for the Bank's role significance.



IX. The Future Role of the World Bank in CAR (continued)

Making the Bank of Greater Value

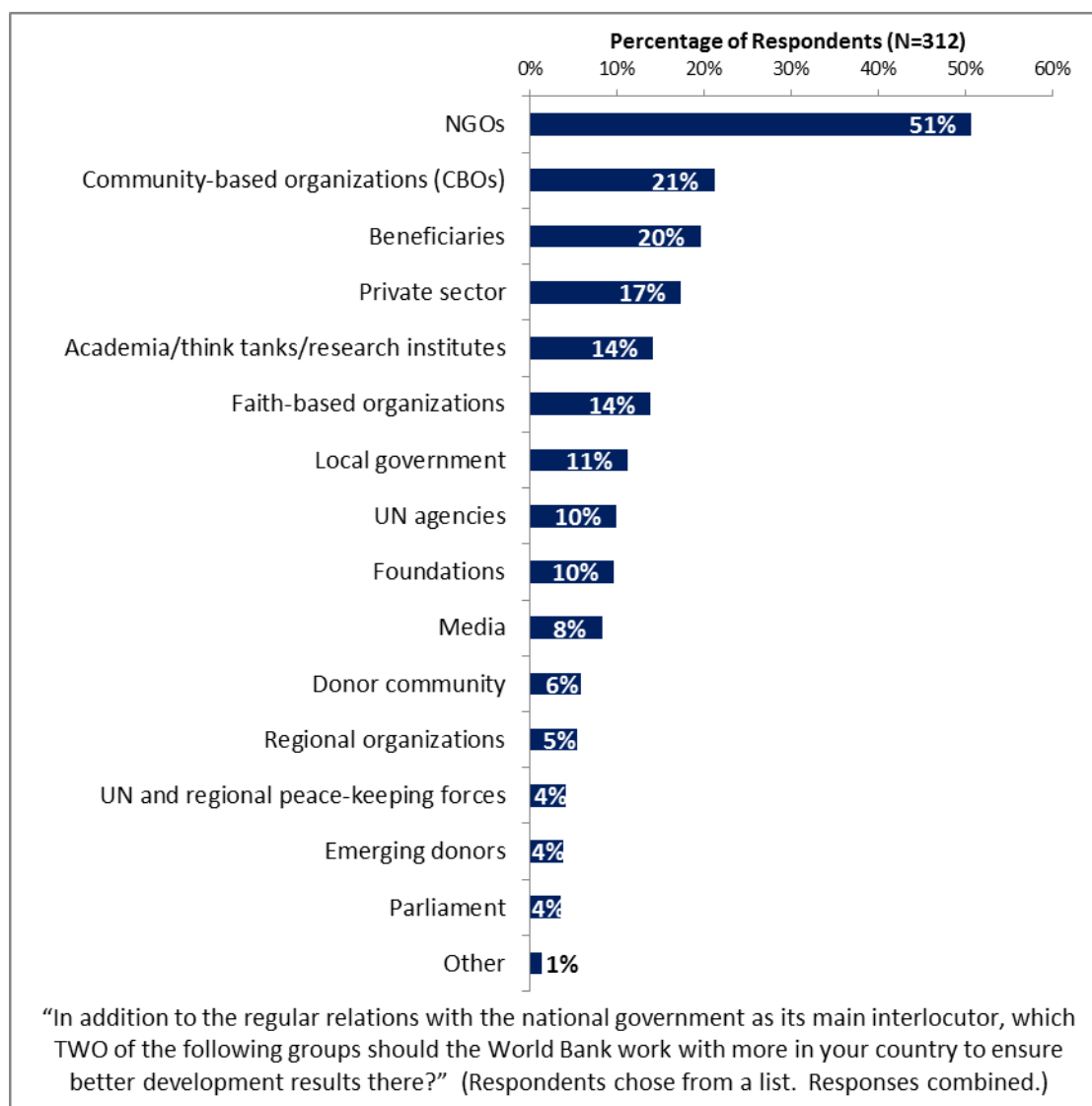
- Respondents indicated that the World Bank should work faster, improve the quality of its experts as related to CAR's specific challenges, focus on issues that are unique to post-conflict countries, and reduce the complexity of obtaining Bank financing to make itself of greater value in CAR.
 - Respondents from most stakeholder groups, as well as from Bangui and Other Areas, indicated that the Bank should do these things to make itself of greater value in CAR, except respondents from consultants on Bank projects/PMUs and local governments who indicated that the Bank should also ensure greater selectivity in its work and respondents from independent government institutions who indicated that the Bank should also offer more innovative financial products.



IX. The Future Role of the World Bank in CAR (continued)

Collaborating in CAR

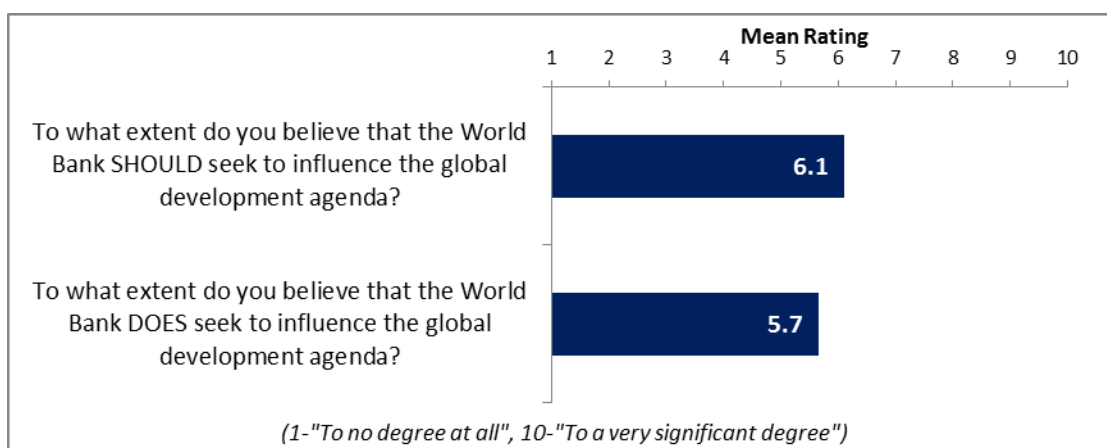
- Over half of all respondents indicated that the World Bank should work more closely with NGOs to ensure better development results in CAR.
 - Respondents from most stakeholder groups and both geographic locations indicated that the Bank should work more closely with NGOs, except respondents from the office of the President/Prime Minister who were more likely to indicate that the Bank should work more closely with academia, consultants on Bank projects/PMUs who were more likely to indicate that the Bank should work with beneficiaries and CBOs, respondents from independent government institutions who were more likely to indicate that the Bank should work with CBOs, and respondents from faith-based groups who were more likely to indicate that the Bank should work more with beneficiaries and faith-based organizations.



IX. The Future Role of the World Bank in CAR (continued)

Influencing the Global Development Agenda

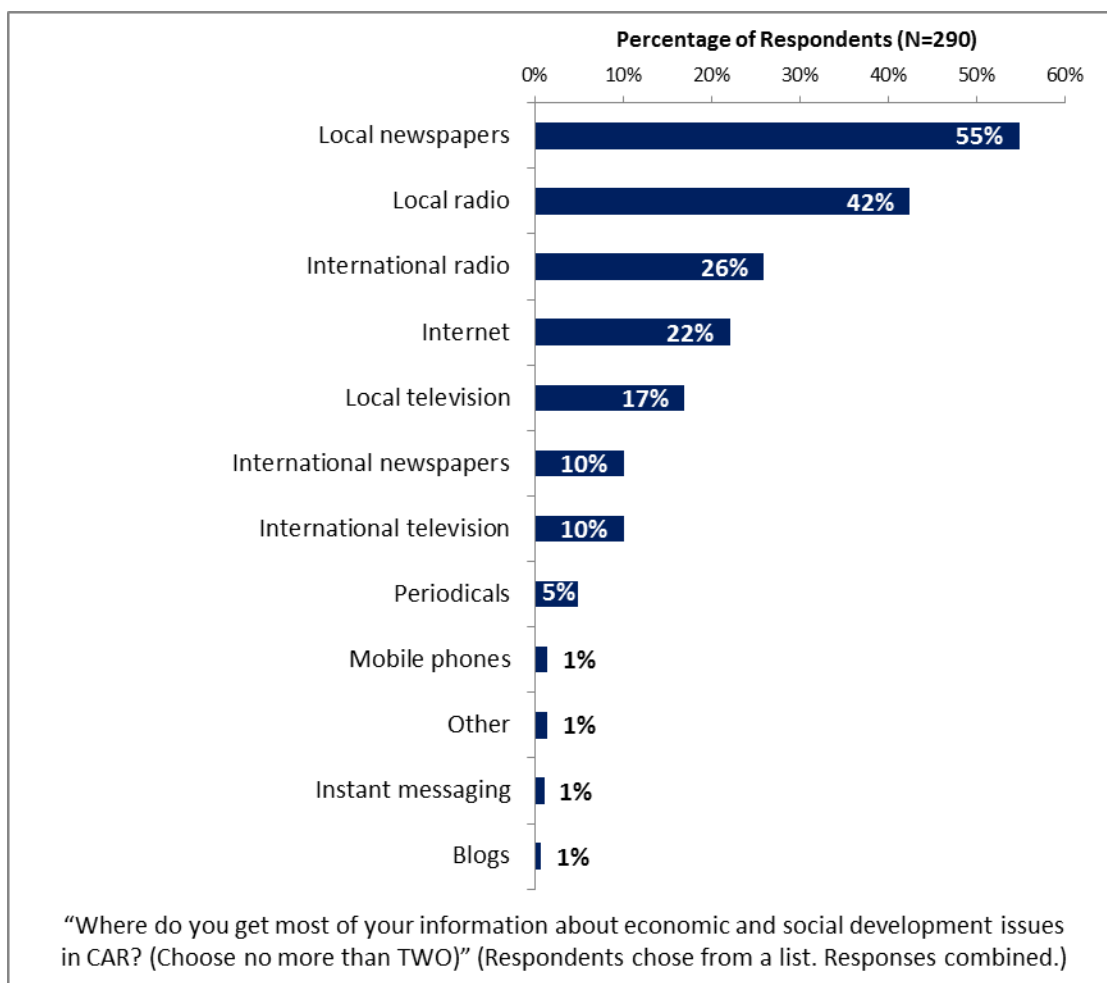
- Across all respondents, the extent to which respondents believed the World Bank *should* influence the global development agenda received a mean rating of 6.1 on a 10-point scale, with 1 being to no degree at all and 10 being to a very significant degree. The extent to which respondents believed the World Bank *does* influence the global development agenda received a mean rating of 5.7 across all respondents.
 - Respondents across all stakeholder groups as well as those from Bangui and Other Areas gave statistically similar ratings for the extent to which the Bank *should* and *does* influence the global development agenda.



X. Communication and Openness

Information Sources

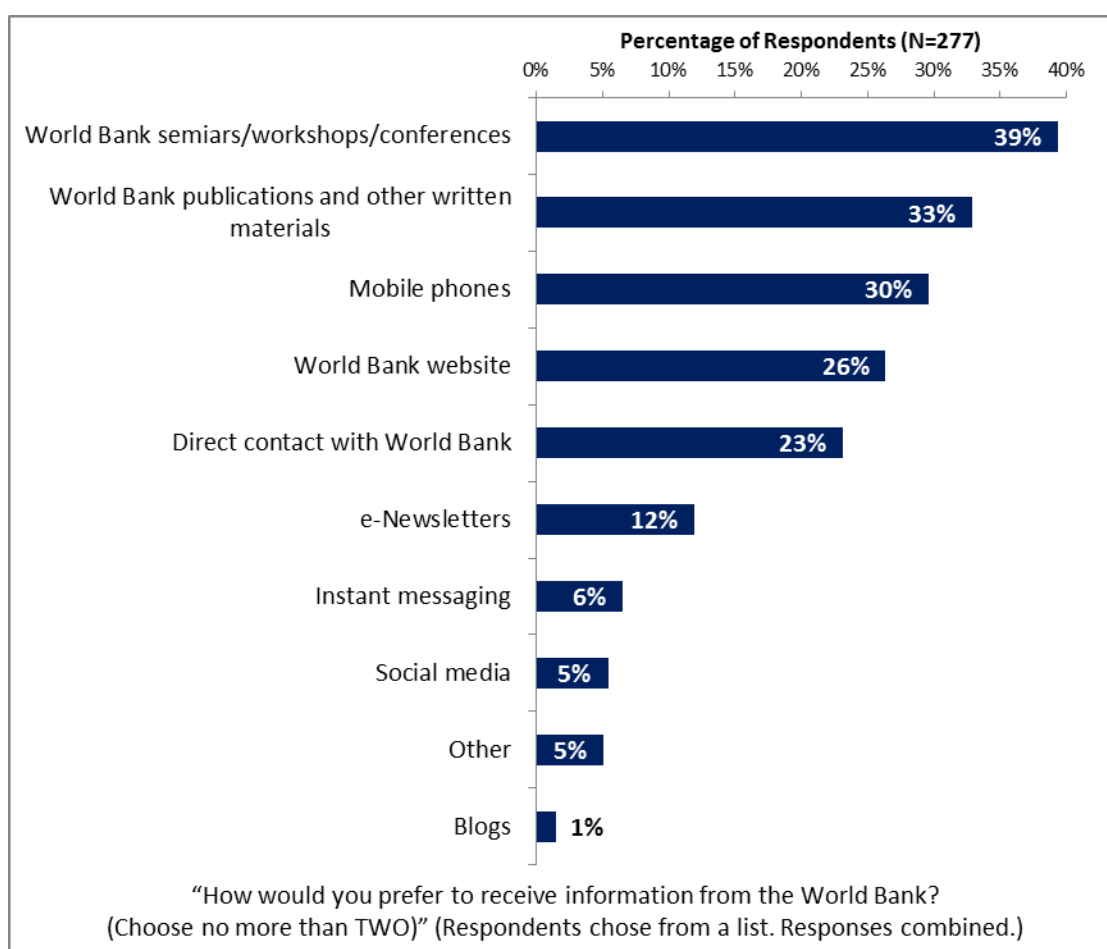
- Respondents indicated that they got most of their information about economic and social development issues in CAR from local newspapers and local radio.
 - Respondents across most stakeholder groups and both geographic locations indicated that they get information from local newspapers and radio, except employees of ministries who were more likely to utilize international radio.



X. Communication and Openness (continued)

Information Sources (continued)

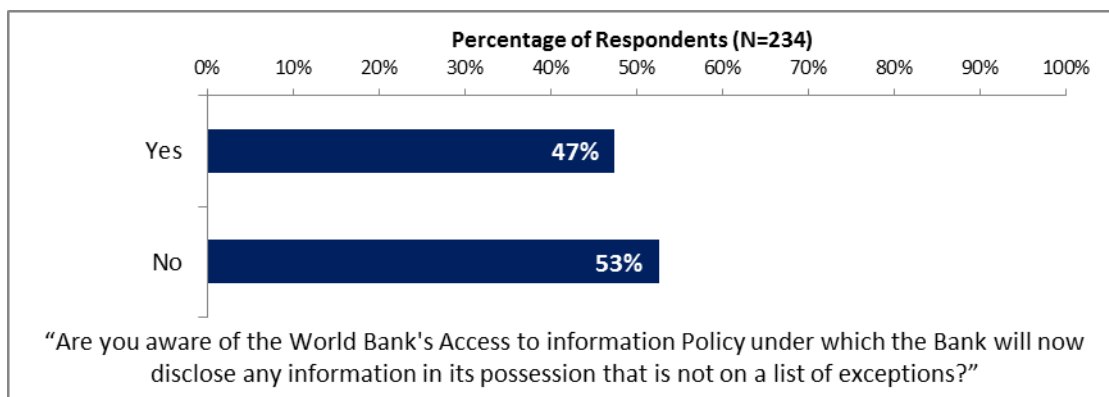
- When asked how they would prefer to receive information from the World Bank, respondents indicated a variety of sources, including World Bank seminars/workshops/conferences, World Bank publications and other written materials, mobile phones, the World Bank website, and direct contact with World Bank staff.



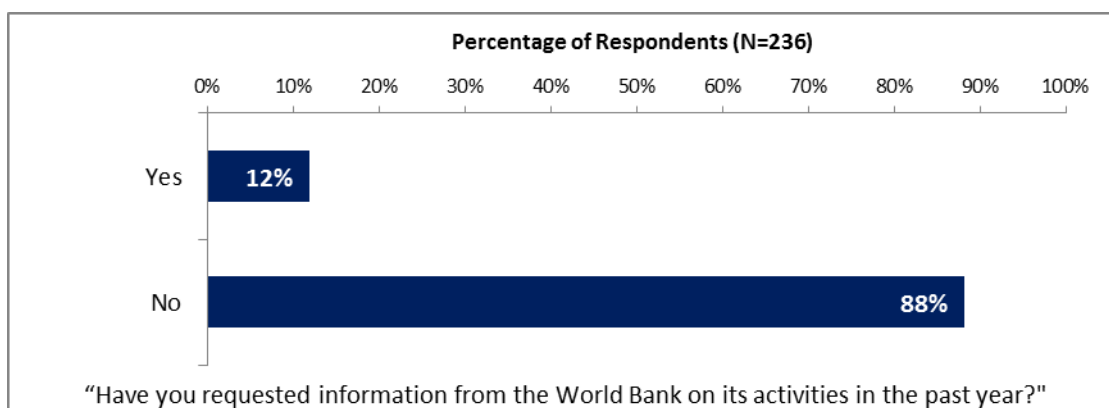
X. Communication and Openness (continued)

Access to Information

- Nearly half of all respondents indicated that they were aware of the Bank's new Access to Information policy.
 - Respondents across all stakeholder groups and both geographic locations had statistically similar levels of awareness for the Bank's new Access to Information policy.



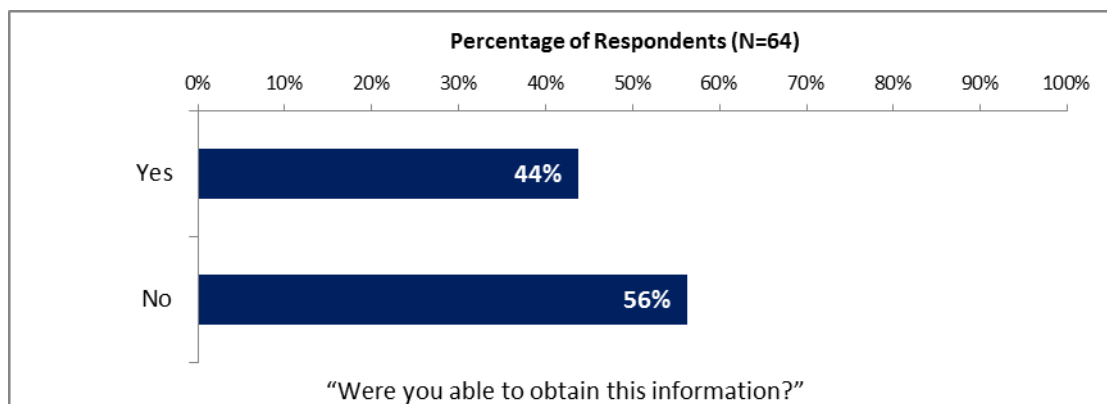
- Just 12% of all respondents indicated that they had requested information from the World Bank in the past year.
 - Respondents across all stakeholder groups and both geographic locations had statistically similar rates of requesting information from the World Bank.



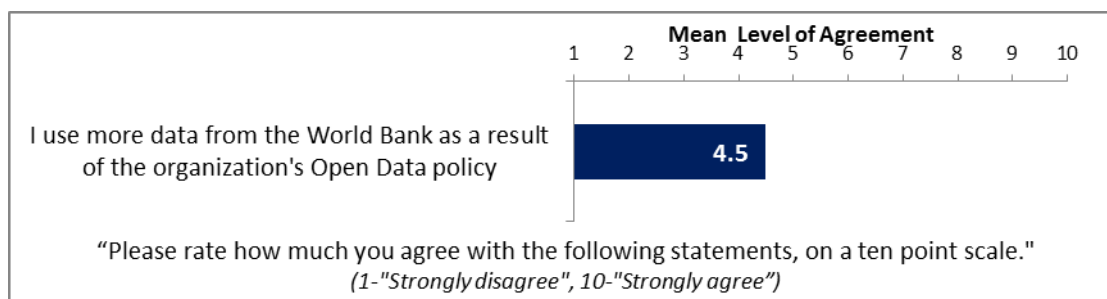
X. Communication and Openness (continued)

Access to Information (continued)

- Nearly half of all the respondents who indicated that they had requested information from the World Bank indicated that they were able to obtain this information.
 - Respondents across all stakeholder groups and both geographic locations had statistically similar rates of obtaining their requested information.



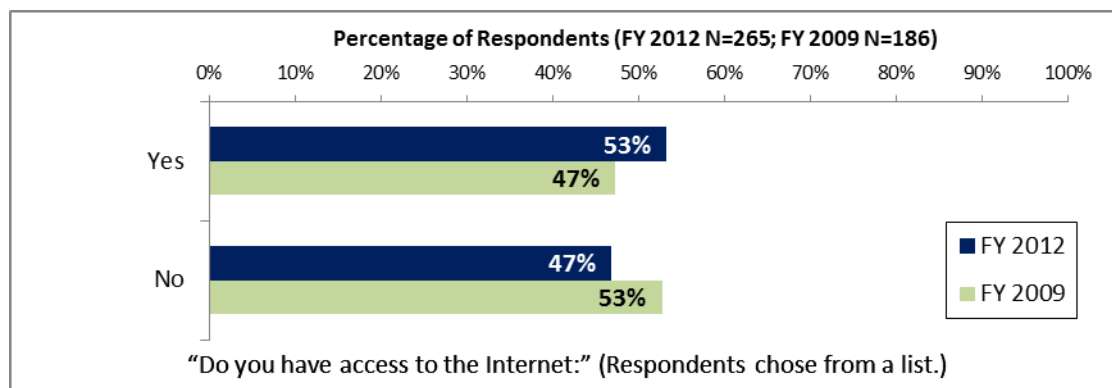
- Agreement that respondents use more data from the World Bank as a result of its Open Data policy received a mean rating of 4.5, across all respondents, on a 10-point scale with 1 being strongly disagree and 10 being strongly agree.
 - Respondents across all stakeholder groups and both geographic locations had statistically similar levels of agreement that they use more data from the World Bank as a result of the Bank’s Open Data policy.



X. Communication and Openness (continued)

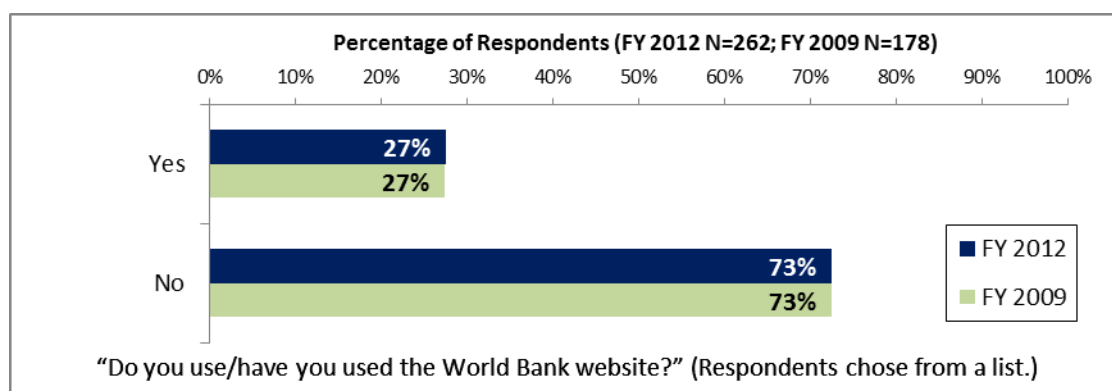
Internet Access

- Just over half of all respondents indicated that they had access to the Internet, statistically similar to the rates of Internet access found in the FY '09 country survey.
 - Respondents across all stakeholder groups and both geographic locations had statistically similar rates of Internet access.



Website Usage

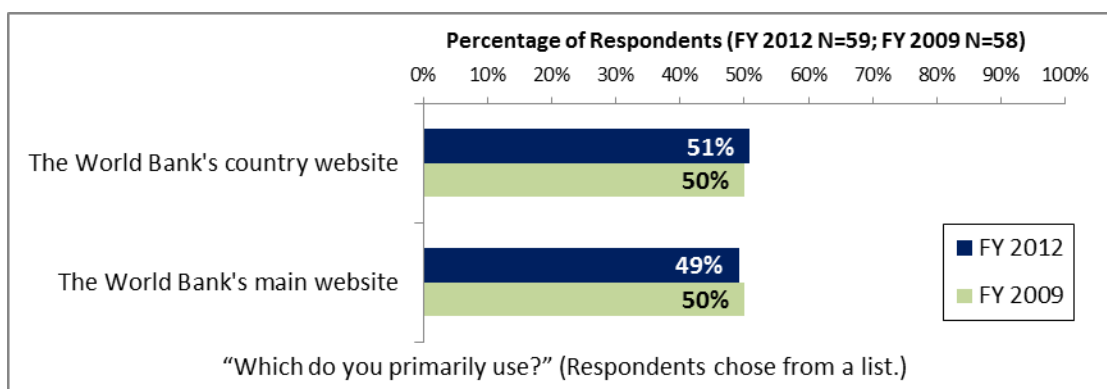
- Just over a quarter of all respondents indicated that they had used the Bank’s website, statistically similar to the rates of website usage found in the FY '09 country survey.
 - Respondents across all stakeholder groups and both geographic locations had statistically similar rates of Bank website usage.



X. Communication and Openness (continued)

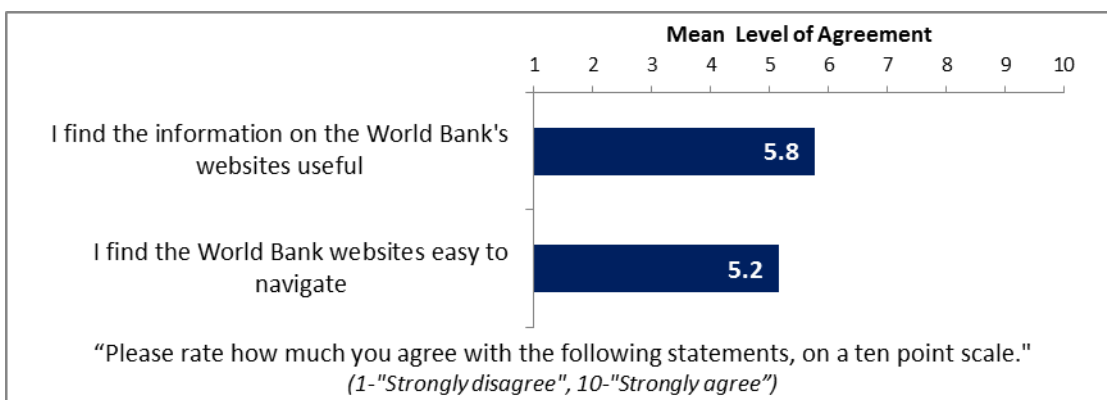
Website Usage

- Of those respondents who used the Bank's website, a slight majority indicated that they used the World Bank's country website.
 - Employees of ministries, consultants on Bank projects/PMUs, and respondents from bilateral or multilateral agencies, private/financial sector, and trade unions had significantly higher rates of usage for the World Bank's main website compared to those from other stakeholder groups.
 - Respondents from Bangui and Other Areas had statistically similar rates of usage for the World Bank's main and country websites.



Website Evaluation


- Among those respondents who utilized the World Bank's websites, agreement that respondents find the information on the Bank's websites useful received the highest mean rating, 5.8, across all respondents, on a 10-point scale with 1 being strongly disagree and 10 being strongly agree.
 - Respondents in this year's country survey had significantly higher levels of agreement that they find the information on the Bank's websites useful compared to respondents from the FY '09 country survey (4.5; note only this one statement could be compared).
 - Respondents across all stakeholder groups and both geographic locations had statistically similar levels of agreement that they find the information on the Bank's websites useful and that the Bank websites are easy to navigate.



X. Communication and Openness (continued)

Information Sharing

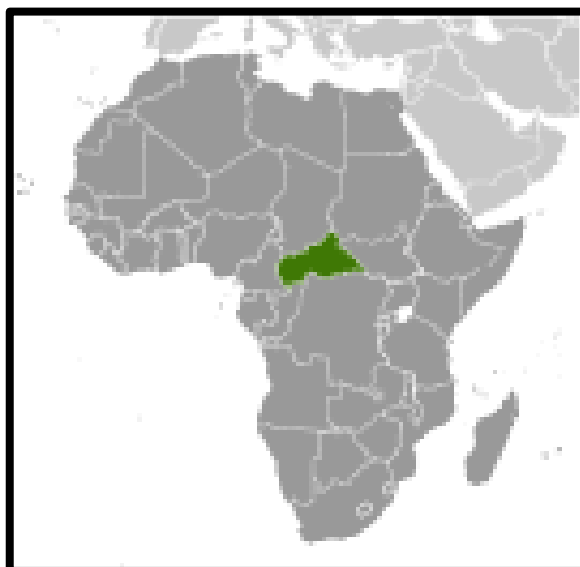
- In terms of the Bank's information sharing in CAR, respondents had the highest level of agreement that "When I need information from the World Bank I know how to find it", receiving a mean rating of 5.5, across all respondents, on a 10-point scale with 1 being strongly disagree and 10 being strongly agree.
 - Respondents across all stakeholder groups and both geographic locations had statistically similar levels of agreement that "The Bank is appropriately responsive to my information requests and inquiries" and that "When I need information from the World Bank I know how to find it".



XI. Appendices

A. Responses to All Questions across All Respondents	51
B. Responses to All Questions by Stakeholder Groups	66
C. Responses to All Questions by Geographic Locations.....	85
D. Responses to All Questions by Year.....	99
E. Indicator Questions as a Function of Exposure to the Bank.....	102
F. World Bank Client Survey 2012 – CAR Questionnaire	103

CENTRAL AFRICAN REPUBLIC



Appendix A: Responses to All Questions across All Respondents (N=322)

A. General Issues facing CAR

1. In general, would you say that CAR is headed in...?	Percentage of Respondents (N=264)
The right direction	40.2%
The wrong direction	30.3%
Not sure	29.5%

2. Listed below are a number of development priorities in CAR. Please identify which of these you consider the 1 st , 2 nd , and 3 rd most important development priority.	Percentage of Respondents (N=246)			
	Most Important	2 nd Most Important	3 rd Most Important	Combined
Education	20.7%	9.3%	3.3%	33.4%
Transport	19.5%	5.7%	6.6%	31.8%
Energy	6.2%	13.4%	12.0%	31.6%
Rural development	11.2%	9.8%	5.8%	26.7%
Security/stabilization/reconstruction	8.7%	6.1%	5.4%	20.2%
Health	3.3%	6.5%	4.5%	14.4%
Water and sanitation	2.9%	8.1%	1.7%	12.7%
Poverty reduction	7.1%	1.6%	3.7%	12.4%
Agricultural development	2.9%	4.5%	3.7%	11.1%
Job creation/employment	1.2%	3.3%	5.8%	10.3%
Food security	0.4%	2.4%	6.2%	9.1%
Regional conflict and tensions	1.7%	2.8%	4.1%	8.6%
Domestic private sector development	2.5%	3.3%	2.5%	8.2%
Natural resource management	0.8%	2.4%	2.5%	5.7%
Economic growth	0.8%	2.8%	1.7%	5.3%
Social protection	2.5%	1.6%	0.8%	4.9%
Foreign direct investment	1.2%	2.0%	1.7%	4.9%
Basic infrastructure	0.4%	2.0%	2.5%	4.9%
Trade and exports	1.2%	0.8%	2.1%	4.1%
Public sector reform	1.2%	1.2%	1.7%	4.1%
Anti-corruption	0.4%	0.4%	2.9%	3.7%
Regional integration	0.8%	0.8%	2.1%	3.7%
Global information and communications technology	0.4%	0.8%	2.1%	3.3%
Gender	0.4%	2.0%	0.8%	3.3%
Public financial management	0.4%	0.4%	2.1%	2.9%
Governance	0.0%	0.4%	2.1%	2.5%
Environmental sustainability	0.0%	0.8%	1.7%	2.5%
Law and justice	0.0%	0.8%	1.7%	2.5%
Equality of opportunity	0.0%	1.6%	0.8%	2.5%
Global integration	0.0%	0.0%	1.7%	1.7%
Local governance and institutions	0.4%	0.8%	0.4%	1.6%
Urban development	0.0%	0.8%	0.4%	1.2%
Social cohesion	0.4%	0.0%	0.4%	0.8%
Monitoring and evaluation	0.0%	0.0%	0.8%	0.8%
Climate change	0.0%	0.0%	0.8%	0.8%
Financial markets	0.0%	0.4%	0.4%	0.8%
Crime and violence	0.0%	0.0%	0.4%	0.4%
Regulatory framework	0.0%	0.0%	0.0%	0.0%
Communicable/non-communicable disease	0.0%	0.0%	0.0%	0.0%
Disaster management	0.0%	0.0%	0.0%	0.0%

A. General Issues facing CAR (continued)

3. Poverty reduction is a broad term that encompasses work in many different areas. Which THREE areas of development listed below do you believe would contribute most to reducing poverty in CAR? (Choose no more than THREE)	Percentage of Respondents (Responses Combined; N=302)
Rural development	23.2%
Education	21.9%
Agricultural development	20.9%
Economic growth	18.9%
Transport	18.5%
Energy	18.5%
Food security	16.9%
Water and sanitation	16.2%
Job creation/employment	14.9%
Security/stabilization/reconstruction	14.6%
Law and justice	9.6%
Anti-corruption	8.3%
Domestic private sector development	7.3%
Health	7.3%
Basic infrastructure	6.6%
Trade and exports	5.6%
Governance	5.3%
Regional integration	5.0%
Social protection	5.0%
Foreign direct investment	4.6%
Natural resource management	4.6%
Monitoring and evaluation	4.3%
Equality of opportunity	4.0%
Regional conflict and tensions	4.0%
Public financial management	3.3%
Global information and communications technology	3.0%
Public sector reform	3.0%
Environmental sustainability	3.0%
Disaster management	2.6%
Local governance and institutions	2.6%
Urban development	2.3%
Financial markets	2.3%
Global integration	2.0%
Climate change	1.7%
Gender	1.7%
Crime and violence	1.7%
Communicable/non-communicable disease	1.0%
Regulatory framework	0.7%
Social cohesion	0.7%

A. General Issues facing CAR (continued)

4. Economic growth can be driven by a number of factors. Which THREE areas below do you believe would contribute most to generating economic growth in CAR? (Choose no more than THREE)	Percentage of Respondents (Responses Combined; N=300)
Energy	44.7%
Agricultural development	22.7%
Trade and exports	22.0%
Rural development	18.3%
Education	17.7%
Anti-corruption	16.3%
Job creation/employment	14.7%
Foreign direct investment	10.7%
Transport	9.7%
Water and sanitation	8.3%
Public sector reform	8.3%
Natural resource management	8.3%
Food security	8.0%
Security/stabilization/reconstruction	7.0%
Public financial management	6.3%
Global information and communications technology	6.0%
Basic infrastructure	6.0%
Financial markets	6.0%
Domestic private sector development	5.7%
Health	5.7%
Urban development	5.0%
Monitoring and evaluation	5.0%
Environmental sustainability	3.7%
Global integration	3.0%
Climate change	3.0%
Social cohesion	3.0%
Regional conflict and tensions	2.7%
Law and justice	2.7%
Local governance and institutions	2.7%
Social protection	2.3%
Disaster management	2.3%
Governance	2.3%
Regulatory framework	2.0%
Regional integration	1.7%
Equality of opportunity	1.0%
Communicable/non-communicable disease	0.7%
Gender	0.0%
Crime and violence	0.0%

B. Overall Attitudes toward the World Bank

Familiarity and Overall Effectiveness	N	Mean	SD
1. How familiar are you with the work of the World Bank in CAR, on a ten-point scale? (1-Not familiar at all, 10-Extremely familiar)	299	4.81	2.55
2. Overall, please rate your impression of the World Bank's effectiveness in CAR, on a ten-point scale. (1-Not effective at all, 10-Very effective)	261	5.25	2.37

B. Overall Attitudes toward the World Bank (continued)

To what extent do you believe... (1-To no degree at all, 10-To a very significant degree)	N	Mean	SD
3. The World Bank's financial instruments meet the needs of CAR, on a ten-point scale?	252	5.52	2.67
4. The World Bank meets CAR's needs for knowledge services, on a ten-point scale?	250	5.62	2.44

5. When thinking about how the World Bank can have the most impact on development results in CAR, in which sectoral areas do you believe the World Bank should focus most of its attention and resources in CAP? (Choose no more than THREE)	Percentage of Respondents (Responses Combined; N=306)
Agricultural development	29.7%
Education	27.1%
Rural development	24.4%
Energy	20.9%
Transport	20.6%
Health	19.0%
Security/stabilization/reconstruction	13.1%
Job creation/employment	12.1%
Poverty reduction	11.8%
Domestic private sector development	11.8%
Food security	9.8%
Water and sanitation	7.5%
Governance	7.2%
Public financial management	6.9%
Natural resource management	6.9%
Monitoring and evaluation	5.6%
Anti-corruption	5.6%
Basic infrastructure	5.2%
Economic growth	4.2%
Law and justice	4.2%
Foreign direct investment	3.9%
Global information and communications technology	3.9%
Crime and violence	3.6%
Environmental sustainability	3.6%
Financial markets	3.3%
Urban development	3.3%
Trade and exports	3.3%
Regional conflict and tensions	2.6%
Global integration	2.3%
Local governance and institutions	2.3%
Social protection	2.0%
Public sector reform	2.0%
Regional integration	1.6%
Social cohesion	1.6%
Disaster management	1.6%
Communicable/non-communicable disease	1.3%
Gender	0.7%
Equality of opportunity	0.7%
Climate change	0.7%
Regulatory framework	0.3%

B. Overall Attitudes toward the World Bank (continued)

6. When thinking about the World Bank's role, which activity do you believe is of greatest VALUE and which activity is of second greatest value in CAR?	Percentage of Respondents (N=273)		
	<i>Greatest Value</i>	<i>2nd Greatest Value</i>	<i>Combined</i>
Training/capacity building	18.8%	22.7%	41.5%
Technical assistance	19.2%	12.1%	31.3%
Financial resources	19.6%	6.2%	25.8%
Strategy formulation	4.8%	20.5%	25.3%
Studies/analyses	11.4%	9.2%	20.6%
Mobilizing third party financial resources	15.5%	4.4%	19.9%
Data	1.1%	7.3%	8.4%
Policy advice	3.0%	4.0%	7.0%
Linkage to non-Bank expertise	1.8%	5.1%	7.0%
Donor coordination	2.6%	2.2%	4.8%
Convening/facilitating	1.1%	3.3%	4.4%
Other	1.1%	2.9%	4.0%

7. Which of the following do you identify as the World Bank's greatest WEAKNESSES in its work in CAR? (Choose no more than TWO)	Percentage of Respondents (Responses Combined; N=280)
Too bureaucratic in its operational policies and procedures	42.9%
Imposing technocratic solutions without regard to political realities	36.4%
World Bank processes too slow and complex	13.2%
Staff too inaccessible	12.1%
Not client focused	11.8%
The credibility of its knowledge/data	11.1%
Arrogant in its approach	10.4%
Not exploring alternative policy options	9.6%
Too influenced by developed countries	9.6%
Not focused enough on issues that are unique to post-conflict countries	8.9%
Not collaborating enough with non-state actors	7.5%
Inadequately aligned with country priorities	6.8%
Not willing to honestly criticize politics and reform efforts in the country	6.4%
Not enough public disclosure of its work	5.4%
Not aligned with other donors' work	2.1%
Other	2.1%

8. Which World Bank instruments do you believe are the MOST effective in reducing poverty in CAR? (Choose no more than TWO)	Percentage of Respondents (Responses Combined; N=305)
Investment lending	55.4%
Analytical work	22.0%
Emergency recovery lending	21.0%
Technical assistance	19.0%
Policy based lending/Budget support to the Government	15.1%
Capacity development	14.8%
Sector-wide approaches	14.1%
Don't know	11.1%
Co-financing arrangements	10.2%
Trust Fund management	6.9%
Other	3.0%

B. Overall Attitudes toward the World Bank (continued)

9. Which World Bank instruments do you believe are LEAST effective in helping to reduce poverty in CAR? (Choose no more than TWO)	Percentage of Respondents (Responses Combined; N=308)
Don't know	30.2%
Emergency recovery lending	20.5%
Capacity development	17.9%
Policy based lending/Budget support to the Government	17.9%
Investment lending	16.9%
Technical assistance	15.6%
Trust Fund management	15.3%
Sector-wide approaches	15.3%
Analytical work	12.7%
Co-financing arrangements	11.0%
Other	3.2%

To what extent do you believe... (1-To no degree at all, 10-To a very significant degree)	N	Mean	SD
10. The World Bank SHOULD seek to influence the global development agenda, on a ten point scale?	243	6.11	3.01
11. The World Bank DOES seek to influence the global development agenda, on a ten point scale?	249	5.66	2.54

12. In addition to the regular relations with the national government as its main interlocutor, which TWO of the following groups should the World Bank collaborate with more in your country to ensure better development results there? (Choose no more than TWO)	Percentage of Respondents (Responses Combined; N=312)
NGOs	50.6%
Community-based organizations (CBOs)	21.2%
Beneficiaries	19.6%
Private sector	17.3%
Academia/think tanks/research institutes	14.1%
Faith-based organizations	13.8%
Local government	11.2%
UN agencies	9.9%
Foundations	9.6%
Media	8.3%
Donor community	5.8%
Regional organizations	5.4%
UN and regional peace-keeping forces	4.2%
Emerging donors	3.8%
Parliament	3.5%
Other	1.3%

To what extent do you agree with the following statements about the World Bank's work in CAR, on a ten point scale? (1-Strongly disagree, 10-Strongly agree)	Level of Agreement		
	N	Mean	SD
13. Overall the World Bank currently plays a relevant role in development in CAR	274	5.80	2.73
14. The World Bank's work is aligned with what I consider the development priorities for this country	270	5.88	2.72
15. The World Bank supports programs and strategies that are realistic for CAR	249	5.86	2.53
16. The World Bank treats clients and stakeholders in CAR with respect	234	5.90	2.51

B. Overall Attitudes toward the World Bank (continued)

To what extent is the World Bank an effective development partner in CAR in terms of..., on a ten point scale? <i>(1-To no degree at all, 10-To a very significant degree)</i>	Degree		
	N	Mean	SD
17. Follow up and follow through	258	6.30	2.78
18. Responsiveness	224	5.62	2.52
19. Flexibility (in terms of the institution's products and services)	217	5.39	2.38
20. Flexibility (in terms of changing country circumstances)	227	5.49	2.48
21. Being inclusive	221	5.59	2.41
22. Openness (sharing data and other information)	229	5.87	2.52
23. Staff accessibility	229	5.39	2.52
24. Straightforwardness and honesty	222	6.61	2.24
25. Collaboration with groups outside of the Government	250	6.34	2.42
26. Collaboration with the Government	258	6.82	2.59
27. Collaboration with other donors	233	6.98	2.56

28. When World Bank assisted reform efforts fail or are slow to take place, which TWO of the following would you attribute this to? (Choose no more than THREE)	Percentage of Respondents (Responses Combined; N=298)
The World Bank works too slowly	38.3%
Political pressures and obstacles	29.5%
Ongoing conflict and instability	28.9%
The Government works inefficiently	25.5%
There is not an adequate level of citizen/civil society participation	24.5%
Inadequate funding	19.1%
Reforms are not well thought out in light of country challenges	15.8%
The World Bank does not do adequate follow through/follow-up	15.1%
Lack of/inadequate levels of capacity in Government	12.4%
Poor donor coordination	10.4%
Other	2.3%

C. World Bank Effectiveness and Results

Achieving Sustainable Results	Degree		
	N	Mean	SD
1. To what degree does the World Bank's work help achieve sustainable development results in CAR, on a ten point scale? <i>(1-To no degree at all, 10-To a very significant degree)</i>	248	5.65	2.10

C. World Bank Effectiveness and Results (continued)

How effective do you believe the World Bank is in terms of the work it does in the following areas of development in CAR, on a ten point scale? (1-Not effective at all, 10-Very effective)	Effectiveness		
	N	Mean	SD
2. Anti-corruption	266	5.52	3.02
3. Global information and communications technology	245	5.31	2.47
4. Transport	251	5.19	2.32
5. Crime and violence	240	4.22	2.57
6. Regional conflict and tensions	238	4.87	2.38
7. Law and justice	245	5.09	2.38
8. Urban development	245	4.96	2.22
9. Environmental sustainability	257	5.02	2.38
10. Regulatory framework	229	4.82	2.28
11. Basic infrastructure	246	4.69	2.43
12. Communicable/non-communicable disease	266	6.36	2.29
13. Poverty reduction	270	5.23	2.51
14. Gender	233	4.92	2.26
15. Domestic private sector development	245	4.91	2.13
16. Foreign direct investment	231	4.87	2.32
17. Local governance and institutions	233	4.99	2.31
18. Water and sanitation	253	4.94	2.40
19. Trade and exports	232	4.78	2.40
20. Economic growth	251	5.05	2.40
21. Energy	245	4.19	2.58
22. Disaster management	237	4.26	2.19
23. Monitoring and evaluation	249	5.43	2.53
24. Public financial management	259	5.53	2.72
25. Job creation/employment	245	4.47	2.47
26. Social cohesion	229	4.55	2.32
27. Financial markets	227	4.80	2.43
28. Equality of opportunity	232	4.47	2.33
29. Health	262	6.49	2.32
30. Rural development	252	5.34	2.23
31. Global integration	224	4.84	2.28
32. Governance	251	5.11	2.49
33. Food security	244	5.07	2.38
34. Education	258	6.31	2.46
35. Security/stabilization/reconstruction	239	4.90	2.32
36. Social protection	235	4.54	2.23
37. Climate change	229	4.31	2.44
38. Public sector reform	244	4.80	2.33
39. Regional integration	241	4.94	2.24
40. Agricultural development	256	5.30	2.21
41. Natural resource management	229	4.12	2.56

D. The World Bank's Knowledge

1. When thinking about the development challenges in CAR, where do you believe it would be most valuable for the World Bank to focus its research and knowledge efforts in the next few years? (Choose no more than THREE)	Percentage of Respondents (Responses Combined; N=294)
Energy	31.3%
Education	23.8%
Transport	22.1%
Agricultural development	22.1%
Poverty reduction	17.3%
Law and justice	11.2%
Security/stabilization/reconstruction	10.9%
Public sector reform	10.5%
Job creation/employment	9.9%
Water and sanitation	9.5%
Economic growth	9.5%
Domestic private sector development	8.8%
Anti-corruption	8.8%
Natural resource management	8.8%
Basic infrastructure	8.8%
Health	7.5%
Social protection	6.5%
Food security	6.5%
Rural development	5.8%
Governance	5.4%
Trade and exports	4.8%
Monitoring and evaluation	4.8%
Crime and violence	4.4%
Foreign direct investment	3.7%
Financial markets	3.7%
Environmental sustainability	3.7%
Social cohesion	3.1%
Regional conflict and tensions	2.7%
Climate change	2.7%
Local governance and institutions	2.7%
Public financial management	2.7%
Global information and communications technology	2.4%
Regional integration	2.0%
Disaster management	1.7%
Equality of opportunity	1.7%
Urban development	1.7%
Regulatory framework	1.7%
Gender	1.4%
Global integration	1.4%
Communicable/non-communicable disease	0.0%

D. The World Bank's Knowledge (continued)

How effective do you believe the World Bank's knowledge and research are at ... in CAR? (1-Not effective at all, 10-Very effective)	Level of Effectiveness		
	N	Mean	SD
2. Raising your awareness of the particular topic	228	5.02	2.50
3. Stimulating public debate/dialogue	208	5.15	2.59
4. Enhancing your knowledge and/or skills	231	5.14	2.47
5. Contributing to good policy making	240	5.52	2.65
6. Providing support for program implementation	250	5.98	2.53

To what extent do you believe that the World Bank's knowledge and research ... in CAR? (1-To no degree at all, 10-To a very significant degree)	Degree		
	N	Mean	SD
7. Are timely	233	6.13	2.81
8. Include appropriate level of stakeholder involvement during preparation	231	5.82	2.52
9. Are relevant to CAR's development priorities	248	5.72	2.48
10. Provide feasible recommendations	241	5.78	2.49
11. Are accessible	227	5.79	2.53
12. A source of relevant information on global good practices	229	6.25	2.46
13. Are adequately disseminated	227	5.96	2.78
14. Are appropriately translated	218	5.50	2.33
15. Are adaptable to CAR's development challenges	233	5.99	2.47

Overall Evaluations	N	Mean	SD
16. Overall, how significant a contribution do you believe the World Bank's knowledge and research make to development results in your country, on a ten point scale? (1-Not significant at all, 10-Very significant)	243	6.43	2.29
17. Overall, how would you rate the technical quality of the World Bank's knowledge/ research, on a ten point scale? (1-Very low technical quality, 10-Very high technical quality)	252	5.89	2.25
18. Overall, how effective is the World Bank at providing linkage to non-Bank expertise, on a ten point scale? (1-Not effective at all, 10-Very effective)	218	5.73	2.09

E. Working with the World Bank

To what extent do you agree/disagree with the following statements, on a ten point scale? (1-Strongly disagree, 10-Strongly agree)	Level of Agreement		
	N	Mean	SD
1. The World Bank disburses funds promptly	261	5.34	3.15
2. The World Bank effectively monitors and evaluates the projects and programs it supports	280	6.73	2.47
3. The World Bank's approvals and reviews are done in a timely fashion	256	5.25	2.69
4. The World Bank's safeguard policy requirements are reasonable	251	6.24	2.63
5. The World Bank imposes reasonable conditions on its lending	262	6.57	2.60
6. Working with the World Bank increases CAR's institutional capacity	264	6.77	2.65
7. The World Bank ensures consistency and continuity through staff changes	240	6.71	2.40
8. The World Bank's teams and visits are well coordinated	253	6.80	2.29
9. Where country systems are adequate, the World Bank makes appropriate use of them	241	6.68	2.57
10. The World Bank provides effective implementation support	259	6.27	2.37

Adequate Staffing	Degree		
	N	Mean	SD
11. To what extent do you believe the World Bank is adequately staffed in CAR, on a ten point scale? (1-To no degree at all, 10-To a very significant degree)	238	5.63	2.31

F. The Future Role of the World Bank in CAR

The Bank's Role	N	Mean	SD
1. How significant a role do you believe the Bank SHOULD play in CAR's development over the medium term in the near future, on a ten point scale? (1-Not a significant role at all, 10-Very significant role)	258	6.68	2.30

2. Which of the following SHOULD the World Bank do to make itself of greater value in CAR? (Choose no more than TWO)	Percentage of Respondents (Responses Combined; N=283)
Work faster	30.0%
Improve the quality of its experts as related to CAR's specific challenges	28.5%
Focus more on issues that are unique to post-conflict countries	27.6%
Reduce the complexity of obtaining World Bank financing	26.9%
Focus primarily on advice and advocacy issues	17.7%
Improve the competitiveness of its financing compared to markets	15.9%
Ensure greater selectivity in its work	12.4%
Improve its coordination with other donors	10.6%
Offer more innovative financial products	10.2%
Increase the level of World Bank staffing in CAR's office	7.8%
Offer more innovative knowledge services	4.6%
Provide more adequate data/knowledge/statistics/figures on CAR's economy	4.2%
Other	1.4%

G. Communication and Information Sharing

1. Where do you get most of your information about economic and social development issues in CAR? (Choose no more than TWO)	Percentage of Respondents (Responses Combined; N=290)
Local newspapers	54.8%
Local radio	42.4%
International radio	25.9%
Internet	22.1%
Local television	16.9%
International newspapers	10.0%
International television	10.0%
Periodicals	4.8%
Mobile phones	1.4%
Other	1.4%
Instant messaging	1.0%
Blogs	0.7%

2. How would you prefer to receive information from the World Bank? (Choose no more than TWO)	Percentage of Respondents (Responses Combined; N=277)
World Bank seminars/workshops/conferences	39.4%
World Bank publications and other written materials	32.9%
Mobile phones	29.6%
World Bank website	26.4%
Direct contact with World Bank	23.1%
e-Newsletters	11.9%
Instant messaging	6.5%
Social media	5.4%
Other	5.1%
Blogs	1.4%

3. Are you aware of the World Bank's Access to Information Policy under which the Bank will now disclose any information in its possession that is not a list of exceptions?	Percentage of Respondents (N=234)
Yes	47.4%
No	52.6%

4. Have you requested information from the World Bank on its activities in the past year?	Percentage of Respondents (N=236)
Yes	11.9%
No	88.1%

5. Were you able to obtain this information?	Percentage of Respondents (N=64)
Yes	43.8%
No	56.3%

6. Do you have access to the Internet?	Percentage of Respondents (N=265)
Yes	53.2%
No	46.8%

G. Communication and Information Sharing (continued)

7. Do you use/have used the World Bank website?	Percentage of Respondents (N=262)
Yes	27.5%
No	72.5%

8. Which do you primarily use?	Percentage of Respondents (N=59)
The World Bank's country website (www.worldbank.org/car)	50.8%
The World Bank's main website (www.worldbank.org)	49.2%

Please rate how much you agree with the following statements, on a ten point scale. (1-Strongly disagree, 10-Strongly agree)	Level of Agreement		
	N	Mean	SD
9. I use more data from the World Bank as a result of the organization's Open Data policy	182	4.49	2.84
10. I find the World Bank websites easy to navigate	123	5.15	2.87
11. I find the information on the World Bank's websites useful	120	5.78	2.93
12. When I need information from the World Bank I know how to find it	141	5.48	2.78
13. The World Bank is responsive to my information requests and inquiries	157	4.64	2.63

H. Background Information

1. Which of the following best describes your current position? (Please mark only ONE response)	Percentage of Respondents (N=283)
Employee of a Ministry	12.7%
Local NGO	12.0%
Media	8.8%
Academia	7.1%
Private Foundation	6.0%
Private Sector Organization	5.7%
International NGO	5.3%
Faith-Based Group	5.3%
Office of Minister	3.5%
Office of Parliamentarian	3.2%
Consultant on Bank Project	3.2%
Bilateral Agency	3.2%
Community-Based Organization	3.2%
Trade Union	3.2%
Local Government	2.8%
Financial Sector	2.8%
Other	2.8%
Multilateral Agency	2.5%
Independent Government Institution	2.1%
Project Management Unit	1.8%
Office of Prime Minister	1.4%
Judiciary Branch	1.1%
Office of the President	0.4%

H. Background Information (continued)

2. Please identify the primary specialization of your work. (Please mark only ONE response)	Percentage of Respondents (N=282)
Education	15.6%
Health	8.2%
Agricultural development	7.8%
Domestic private sector development	6.7%
Job creation/employment	6.7%
Other	5.3%
Poverty reduction	5.3%
Energy	4.6%
Global information and communications technology	4.3%
Law and justice	3.9%
Economic growth	2.8%
Transport	2.1%
Environmental sustainability	2.1%
Finance markets	2.1%
Anti-corruption	1.8%
Food security	1.8%
Governance	1.8%
Local governance and institutions	1.8%
Water and sanitation	1.4%
Monitoring and evaluation	1.4%
Rural development	1.1%
Crime and violence	1.1%
Public sector reform	1.1%
Regional conflict and tensions	1.1%
Trade and exports	0.7%
Basic infrastructure	0.7%
Climate change	0.7%
Communicable/non-communicable disease	0.7%
Equality of opportunity	0.7%
Foreign direct investment	0.7%
Gender	0.7%
Natural resource management	0.7%
Public financial management	0.7%
Security/stabilization/reconstruction	0.4%
Social cohesion	0.4%
Urban development	0.4%
Global integration	0.4%
Infrastructure	0.0%
Regional integration	0.0%
Regulatory framework	0.0%
Social protection	0.0%

H. Background Information (continued)

3. Currently, do you professionally collaborate/work with the World Bank in your country?	Percentage of Respondents (N=273)
Yes	38.5%
No	61.5%

4. Which of the following describes most of your exposure to the World Bank in CAR? (Choose no more than TWO)	Percentage of Respondents (N=210)
Observer	51.0%
Collaborate as part of my professional duties	39.5%
Use World Bank reports/data	30.0%
Engage in World Bank related/sponsored events/activities	24.8%
Use World Bank website for information, data, research, etc.	14.8%

5. Which best represents your geographic location?	Percentage of Respondents (N=290)
Bangui	83.4%
Rural Areas	14.8%
Other Cities	1.7%

Appendix B: Responses to All Questions by Stakeholder Groups

A. General Issues facing CAR

In general, would you say that CAR is headed in...?

Percentage of Respondents	Office of President/ Prime Minister	Office of Minister	Office of Parliamen- tarian	Employee of a Ministry	Consultant on Bank project/PMU	Local Government	Bi- or Multi- lateral Agency	Private/ Financial Sector	Private Found.	Local NGO/ CBO	Inter- nation al NGO	Media	Ind. Govt. Inst.	Trade Union	Faith- Based Group	Academia	Other
The right direction	60.0%	60.0%	71.4%	57.1%	50.0%	66.7%	53.8%	25.0%	23.1%	35.3%	36.4%	22.7%	50.0%	50.0%	30.8%	26.3%	33.3%
The wrong direction	20.0%	20.0%	14.3%	17.9%	33.3%	0.0%	23.1%	45.0%	30.8%	26.5%	27.3%	36.4%	33.3%	12.5%	23.1%	42.1%	44.4%
Not sure	20.0%	20.0%	14.3%	25.0%	16.7%	33.3%	23.1%	30.0%	46.2%	38.2%	36.4%	40.9%	16.7%	37.5%	46.2%	31.6%	22.2%

A. General Issues facing CAR (continued)

Listed below are a number of development priorities in CAR. Please identify which of these you consider the 1st, 2nd, and 3rd most important development priority.

1 st Most Important	Office of President/Prime Minister	Office of Minister	Office of Parliamentarian	Employee of a Ministry	Consultant on Bank project/PMU	Local Government	Bi- or Multi-lateral Agency	Private/Financial Sector	Private Found.	Local NGO/CBO	International NGO	Media	Ind. Govt. Inst.	Trade Union	Faith-Based Group	Academia	Other
Percentage of Respondents																	
Rural development	0.0%	0.0%	14.3%	14.8%	8.3%	12.5%	10.0%	9.5%	0.0%	16.2%	28.6%	14.3%	0.0%	0.0%	7.7%	15.8%	42.9%
Education	20.0%	0.0%	14.3%	22.2%	25.0%	12.5%	10.0%	9.5%	33.3%	10.8%	28.6%	64.3%	0.0%	33.3%	7.7%	26.3%	14.3%
Social protection	0.0%	22.2%	0.0%	3.7%	0.0%	12.5%	0.0%	4.8%	0.0%	0.0%	0.0%	0.0%	0.0%	0.0%	7.7%	0.0%	0.0%
Transport	40.0%	44.4%	42.9%	14.8%	33.3%	37.5%	20.0%	14.3%	20.0%	13.5%	14.3%	0.0%	40.0%	22.2%	23.1%	10.5%	14.3%
Security/stabilization/reconstruction	0.0%	0.0%	14.3%	11.1%	0.0%	0.0%	10.0%	9.5%	0.0%	13.5%	0.0%	0.0%	0.0%	0.0%	15.4%	10.5%	0.0%
Poverty reduction	0.0%	0.0%	0.0%	14.8%	0.0%	0.0%	10.0%	14.3%	13.3%	8.1%	0.0%	7.1%	0.0%	0.0%	7.7%	5.3%	14.3%
Public sector reform	0.0%	11.1%	0.0%	3.7%	0.0%	0.0%	0.0%	0.0%	0.0%	2.7%	0.0%	0.0%	0.0%	0.0%	0.0%	0.0%	0.0%
Regional integration	0.0%	0.0%	0.0%	3.7%	0.0%	0.0%	0.0%	4.8%	0.0%	0.0%	0.0%	0.0%	0.0%	0.0%	0.0%	0.0%	0.0%
Gender	0.0%	0.0%	0.0%	0.0%	0.0%	0.0%	0.0%	0.0%	0.0%	2.7%	0.0%	0.0%	0.0%	0.0%	0.0%	0.0%	0.0%
Domestic private sector development	0.0%	0.0%	0.0%	0.0%	0.0%	0.0%	10.0%	0.0%	0.0%	2.7%	0.0%	0.0%	40.0%	0.0%	7.7%	0.0%	0.0%
Foreign direct investment	0.0%	0.0%	0.0%	0.0%	0.0%	0.0%	0.0%	0.0%	6.7%	2.7%	0.0%	0.0%	0.0%	0.0%	0.0%	5.3%	0.0%
Water and sanitation	0.0%	0.0%	14.3%	7.4%	0.0%	0.0%	0.0%	0.0%	0.0%	2.7%	0.0%	14.3%	20.0%	0.0%	0.0%	0.0%	0.0%
Energy	0.0%	22.2%	0.0%	3.7%	25.0%	12.5%	0.0%	0.0%	0.0%	2.7%	14.3%	0.0%	0.0%	22.2%	0.0%	15.8%	0.0%
Regional conflict and tensions	0.0%	0.0%	0.0%	0.0%	0.0%	0.0%	0.0%	4.8%	0.0%	2.7%	0.0%	0.0%	0.0%	11.1%	7.7%	0.0%	0.0%
Monitoring and evaluation	0.0%	0.0%	0.0%	0.0%	0.0%	0.0%	0.0%	0.0%	0.0%	0.0%	0.0%	0.0%	0.0%	0.0%	0.0%	0.0%	0.0%
Public financial management	0.0%	0.0%	0.0%	0.0%	0.0%	0.0%	0.0%	0.0%	0.0%	2.7%	0.0%	0.0%	0.0%	0.0%	0.0%	0.0%	0.0%
Job creation/employment	0.0%	0.0%	0.0%	0.0%	0.0%	0.0%	10.0%	0.0%	6.7%	2.7%	0.0%	0.0%	0.0%	0.0%	0.0%	0.0%	0.0%
Governance	0.0%	0.0%	0.0%	0.0%	0.0%	0.0%	0.0%	0.0%	0.0%	0.0%	0.0%	0.0%	0.0%	0.0%	0.0%	0.0%	0.0%
Financial markets	0.0%	0.0%	0.0%	0.0%	0.0%	0.0%	0.0%	0.0%	0.0%	0.0%	0.0%	0.0%	0.0%	0.0%	0.0%	0.0%	0.0%
Urban development	0.0%	0.0%	0.0%	0.0%	0.0%	0.0%	0.0%	0.0%	0.0%	0.0%	0.0%	0.0%	0.0%	0.0%	0.0%	0.0%	0.0%
Environmental sustainability	0.0%	0.0%	0.0%	0.0%	0.0%	0.0%	0.0%	0.0%	0.0%	0.0%	0.0%	0.0%	0.0%	0.0%	0.0%	0.0%	0.0%
Equality of opportunity	0.0%	0.0%	0.0%	0.0%	0.0%	0.0%	0.0%	0.0%	0.0%	0.0%	0.0%	0.0%	0.0%	0.0%	0.0%	0.0%	0.0%
Health	0.0%	0.0%	0.0%	0.0%	0.0%	0.0%	10.0%	4.8%	0.0%	8.1%	14.3%	0.0%	0.0%	0.0%	0.0%	5.3%	0.0%
Global integration	0.0%	0.0%	0.0%	0.0%	0.0%	0.0%	0.0%	0.0%	0.0%	0.0%	0.0%	0.0%	0.0%	0.0%	0.0%	0.0%	0.0%
Food security	0.0%	0.0%	0.0%	0.0%	0.0%	0.0%	0.0%	0.0%	0.0%	0.0%	0.0%	0.0%	0.0%	11.1%	0.0%	0.0%	0.0%
Social cohesion	0.0%	0.0%	0.0%	0.0%	8.3%	0.0%	0.0%	0.0%	0.0%	0.0%	0.0%	0.0%	0.0%	0.0%	0.0%	0.0%	0.0%
Climate change	0.0%	0.0%	0.0%	0.0%	0.0%	0.0%	0.0%	0.0%	0.0%	0.0%	0.0%	0.0%	0.0%	0.0%	0.0%	0.0%	0.0%
Agricultural development	20.0%	0.0%	0.0%	0.0%	0.0%	12.5%	0.0%	14.3%	0.0%	0.0%	0.0%	0.0%	0.0%	0.0%	7.7%	5.3%	0.0%
Trade and exports	0.0%	0.0%	0.0%	0.0%	0.0%	0.0%	0.0%	0.0%	6.7%	0.0%	0.0%	0.0%	0.0%	0.0%	7.7%	0.0%	14.3%
Crime and violence	0.0%	0.0%	0.0%	0.0%	0.0%	0.0%	0.0%	0.0%	0.0%	0.0%	0.0%	0.0%	0.0%	0.0%	0.0%	0.0%	0.0%
Economic growth	0.0%	0.0%	0.0%	0.0%	0.0%	0.0%	0.0%	4.8%	6.7%	0.0%	0.0%	0.0%	0.0%	0.0%	0.0%	0.0%	0.0%
Law and justice	0.0%	0.0%	0.0%	0.0%	0.0%	0.0%	0.0%	0.0%	0.0%	0.0%	0.0%	0.0%	0.0%	0.0%	0.0%	0.0%	0.0%
Regulatory framework	0.0%	0.0%	0.0%	0.0%	0.0%	0.0%	0.0%	0.0%	0.0%	0.0%	0.0%	0.0%	0.0%	0.0%	0.0%	0.0%	0.0%
Communicable/non-communicable disease	0.0%	0.0%	0.0%	0.0%	0.0%	0.0%	0.0%	0.0%	0.0%	0.0%	0.0%	0.0%	0.0%	0.0%	0.0%	0.0%	0.0%
Basic infrastructure	0.0%	0.0%	0.0%	0.0%	0.0%	0.0%	0.0%	0.0%	6.7%	0.0%	0.0%	0.0%	0.0%	0.0%	0.0%	0.0%	0.0%
Local governance and institutions	0.0%	0.0%	0.0%	0.0%	0.0%	0.0%	0.0%	0.0%	0.0%	2.7%	0.0%	0.0%	0.0%	0.0%	0.0%	0.0%	0.0%
Natural resource management	20.0%	0.0%	0.0%	0.0%	0.0%	0.0%	10.0%	0.0%	0.0%	0.0%	0.0%	0.0%	0.0%	0.0%	0.0%	0.0%	0.0%
Anti-corruption	0.0%	0.0%	0.0%	0.0%	0.0%	0.0%	0.0%	0.0%	0.0%	2.7%	0.0%	0.0%	0.0%	0.0%	0.0%	0.0%	0.0%
Disaster management	0.0%	0.0%	0.0%	0.0%	0.0%	0.0%	0.0%	0.0%	0.0%	0.0%	0.0%	0.0%	0.0%	0.0%	0.0%	0.0%	0.0%
Global information and communications technology	0.0%	0.0%	0.0%	0.0%	0.0%	0.0%	0.0%	4.8%	0.0%	0.0%	0.0%	0.0%	0.0%	0.0%	0.0%	0.0%	0.0%

A. General Issues facing CAR (continued)

Listed below are a number of development priorities in CAR. Please identify which of these you consider the 1st, 2nd, and 3rd most important development priority.

2 nd Most Important	Office of President/Prime Minister	Office of Minister	Office of Parliamentarian	Employee of a Ministry	Consultant on Bank project/PMU	Local Government	Bi- or Multi-lateral Agency	Private/Financial Sector	Private Found.	Local NGO/CBO	International NGO	Media	Ind. Govt. Inst.	Trade Union	Faith-Based Group	Academia	Other
Percentage of Respondents																	
Rural development	0.0%	0.0%	14.3%	7.1%	25.0%	0.0%	10.0%	0.0%	6.7%	2.9%	11.1%	40.0%	20.0%	0.0%	7.7%	0.0%	25.0%
Education	0.0%	11.1%	0.0%	10.7%	16.7%	0.0%	10.0%	4.8%	6.7%	14.3%	11.1%	6.7%	0.0%	0.0%	15.4%	23.5%	0.0%
Social protection	0.0%	0.0%	0.0%	0.0%	0.0%	0.0%	0.0%	0.0%	0.0%	8.6%	0.0%	0.0%	0.0%	0.0%	0.0%	0.0%	0.0%
Transport	0.0%	0.0%	0.0%	10.7%	16.7%	0.0%	10.0%	19.0%	6.7%	2.9%	0.0%	6.7%	0.0%	0.0%	0.0%	5.9%	0.0%
Security/stabilization/reconstruction	0.0%	0.0%	0.0%	14.3%	0.0%	0.0%	0.0%	9.5%	0.0%	2.9%	22.2%	0.0%	0.0%	11.1%	15.4%	5.9%	12.5%
Poverty reduction	0.0%	0.0%	0.0%	7.1%	0.0%	12.5%	0.0%	0.0%	6.7%	0.0%	0.0%	0.0%	0.0%	0.0%	0.0%	0.0%	0.0%
Public sector reform	0.0%	11.1%	0.0%	3.6%	0.0%	0.0%	0.0%	4.8%	0.0%	0.0%	0.0%	0.0%	0.0%	0.0%	0.0%	0.0%	0.0%
Regional integration	0.0%	0.0%	0.0%	0.0%	0.0%	0.0%	10.0%	0.0%	0.0%	2.9%	0.0%	0.0%	0.0%	0.0%	0.0%	0.0%	0.0%
Gender	0.0%	0.0%	0.0%	3.6%	0.0%	0.0%	0.0%	0.0%	0.0%	2.9%	11.1%	0.0%	0.0%	0.0%	0.0%	5.9%	0.0%
Domestic private sector development	0.0%	0.0%	14.3%	3.6%	0.0%	0.0%	0.0%	4.8%	13.3%	0.0%	0.0%	13.3%	0.0%	0.0%	0.0%	5.9%	0.0%
Foreign direct investment	25.0%	0.0%	14.3%	3.6%	0.0%	0.0%	0.0%	0.0%	0.0%	2.9%	0.0%	0.0%	20.0%	0.0%	0.0%	0.0%	0.0%
Water and sanitation	0.0%	44.4%	14.3%	7.1%	8.3%	12.5%	30.0%	0.0%	0.0%	5.7%	11.1%	0.0%	0.0%	0.0%	7.7%	0.0%	0.0%
Energy	50.0%	11.1%	28.6%	21.4%	0.0%	12.5%	10.0%	19.0%	26.7%	14.3%	0.0%	6.7%	0.0%	0.0%	0.0%	11.8%	12.5%
Regional conflict and tensions	0.0%	0.0%	0.0%	0.0%	0.0%	0.0%	0.0%	9.5%	0.0%	0.0%	11.1%	6.7%	0.0%	0.0%	15.4%	5.9%	0.0%
Monitoring and evaluation	0.0%	0.0%	0.0%	0.0%	0.0%	0.0%	0.0%	0.0%	0.0%	0.0%	0.0%	0.0%	0.0%	0.0%	0.0%	0.0%	0.0%
Public financial management	0.0%	0.0%	0.0%	0.0%	0.0%	0.0%	0.0%	0.0%	0.0%	0.0%	0.0%	0.0%	0.0%	0.0%	0.0%	5.9%	0.0%
Job creation/employment	0.0%	0.0%	0.0%	0.0%	16.7%	0.0%	10.0%	4.8%	6.7%	8.6%	0.0%	0.0%	0.0%	0.0%	0.0%	0.0%	0.0%
Governance	0.0%	0.0%	0.0%	0.0%	0.0%	0.0%	0.0%	0.0%	0.0%	0.0%	0.0%	0.0%	0.0%	0.0%	7.7%	0.0%	0.0%
Financial markets	0.0%	0.0%	0.0%	0.0%	0.0%	0.0%	0.0%	0.0%	0.0%	0.0%	0.0%	0.0%	20.0%	0.0%	0.0%	0.0%	0.0%
Urban development	0.0%	11.1%	0.0%	0.0%	0.0%	12.5%	0.0%	0.0%	0.0%	0.0%	0.0%	0.0%	0.0%	0.0%	0.0%	0.0%	0.0%
Environmental sustainability	25.0%	0.0%	0.0%	0.0%	0.0%	0.0%	0.0%	0.0%	0.0%	2.9%	0.0%	0.0%	0.0%	0.0%	0.0%	0.0%	0.0%
Equality of opportunity	0.0%	0.0%	0.0%	3.6%	0.0%	12.5%	0.0%	0.0%	6.7%	0.0%	0.0%	0.0%	0.0%	0.0%	0.0%	0.0%	12.5%
Health	0.0%	0.0%	14.3%	0.0%	0.0%	0.0%	0.0%	4.8%	0.0%	11.4%	11.1%	6.7%	0.0%	22.2%	15.4%	17.6%	12.5%
Global integration	0.0%	0.0%	0.0%	0.0%	0.0%	0.0%	0.0%	0.0%	0.0%	0.0%	0.0%	0.0%	0.0%	0.0%	0.0%	0.0%	0.0%
Food security	0.0%	0.0%	0.0%	0.0%	0.0%	12.5%	0.0%	4.8%	0.0%	5.7%	0.0%	0.0%	0.0%	11.1%	0.0%	5.9%	0.0%
Social cohesion	0.0%	0.0%	0.0%	0.0%	0.0%	0.0%	0.0%	0.0%	0.0%	0.0%	0.0%	0.0%	0.0%	0.0%	0.0%	0.0%	0.0%
Climate change	0.0%	0.0%	0.0%	0.0%	0.0%	0.0%	0.0%	0.0%	0.0%	0.0%	0.0%	0.0%	0.0%	0.0%	0.0%	0.0%	0.0%
Agricultural development	0.0%	0.0%	0.0%	0.0%	0.0%	25.0%	10.0%	4.8%	6.7%	2.9%	0.0%	6.7%	0.0%	22.2%	0.0%	0.0%	12.5%
Trade and exports	0.0%	0.0%	0.0%	0.0%	0.0%	0.0%	0.0%	0.0%	0.0%	0.0%	0.0%	0.0%	0.0%	0.0%	7.7%	0.0%	0.0%
Crime and violence	0.0%	0.0%	0.0%	0.0%	0.0%	0.0%	0.0%	0.0%	0.0%	0.0%	0.0%	0.0%	0.0%	0.0%	0.0%	0.0%	0.0%
Economic growth	0.0%	0.0%	0.0%	0.0%	8.3%	0.0%	0.0%	0.0%	6.7%	2.9%	0.0%	0.0%	0.0%	11.1%	0.0%	5.9%	12.5%
Law and justice	0.0%	0.0%	0.0%	0.0%	0.0%	0.0%	0.0%	4.8%	0.0%	0.0%	0.0%	6.7%	0.0%	0.0%	0.0%	0.0%	0.0%
Regulatory framework	0.0%	0.0%	0.0%	0.0%	0.0%	0.0%	0.0%	0.0%	0.0%	0.0%	0.0%	0.0%	0.0%	0.0%	0.0%	0.0%	0.0%
Communicable/non-communicable disease	0.0%	0.0%	0.0%	0.0%	0.0%	0.0%	0.0%	0.0%	0.0%	0.0%	0.0%	0.0%	0.0%	0.0%	0.0%	0.0%	0.0%
Basic infrastructure	0.0%	0.0%	0.0%	0.0%	0.0%	0.0%	0.0%	0.0%	6.7%	0.0%	11.1%	0.0%	0.0%	11.1%	0.0%	0.0%	0.0%
Local governance and institutions	0.0%	0.0%	0.0%	0.0%	0.0%	0.0%	0.0%	0.0%	0.0%	2.9%	0.0%	0.0%	0.0%	0.0%	0.0%	0.0%	0.0%
Natural resource management	0.0%	11.1%	0.0%	0.0%	0.0%	0.0%	0.0%	4.8%	0.0%	2.9%	0.0%	0.0%	40.0%	11.1%	0.0%	0.0%	0.0%
Anti-corruption	0.0%	0.0%	0.0%	3.6%	0.0%	0.0%	0.0%	0.0%	0.0%	0.0%	0.0%	0.0%	0.0%	0.0%	0.0%	0.0%	0.0%
Disaster management	0.0%	0.0%	0.0%	0.0%	0.0%	0.0%	0.0%	0.0%	0.0%	0.0%	0.0%	0.0%	0.0%	0.0%	0.0%	0.0%	0.0%
Global information and communications technology	0.0%	0.0%	0.0%	0.0%	8.3%	0.0%	0.0%	0.0%	0.0%	0.0%	0.0%	0.0%	0.0%	0.0%	7.7%	0.0%	0.0%

A. General Issues facing CAR (continued)

Listed below are a number of development priorities in CAR. Please identify which of these you consider the 1st, 2nd, and 3rd most important development priority.

3 rd Most Important	Office of President/ Prime Minister	Office of Minister	Office of Parliamentarian	Employee of a Ministry	Consultant on Bank project/PMU	Local Government	Bi- or Multi-lateral Agency	Private/ Financial Sector	Private Found.	Local NGO/ CBO	International NGO	Media	Ind. Govt. Inst.	Trade Union	Faith-Based Group	Academia	Other
Percentage of Respondents																	
Rural development	0.0%	0.0%	0.0%	7.4%	0.0%	0.0%	10.0%	4.8%	13.3%	2.7%	0.0%	0.0%	0.0%	0.0%	0.0%	22.2%	0.0%
Education	0.0%	0.0%	0.0%	3.7%	8.3%	0.0%	0.0%	9.5%	0.0%	0.0%	0.0%	0.0%	0.0%	0.0%	0.0%	15.4%	0.0%
Social protection	0.0%	0.0%	0.0%	0.0%	0.0%	0.0%	0.0%	0.0%	0.0%	2.7%	0.0%	6.7%	0.0%	0.0%	0.0%	0.0%	0.0%
Transport	0.0%	0.0%	0.0%	18.5%	8.3%	0.0%	0.0%	0.0%	0.0%	5.4%	12.5%	6.7%	0.0%	0.0%	7.7%	5.6%	50.0%
Security/stabilization/reconstruction	0.0%	0.0%	12.5%	7.4%	0.0%	0.0%	10.0%	9.5%	0.0%	0.0%	0.0%	33.3%	0.0%	0.0%	0.0%	0.0%	12.5%
Poverty reduction	0.0%	0.0%	12.5%	7.4%	0.0%	25.0%	0.0%	4.8%	0.0%	2.7%	0.0%	0.0%	0.0%	0.0%	7.7%	0.0%	0.0%
Public sector reform	0.0%	11.1%	0.0%	0.0%	0.0%	0.0%	0.0%	0.0%	0.0%	0.0%	0.0%	0.0%	0.0%	0.0%	7.7%	11.1%	0.0%
Regional integration	0.0%	11.1%	0.0%	0.0%	0.0%	0.0%	20.0%	0.0%	6.7%	0.0%	0.0%	0.0%	0.0%	0.0%	7.7%	0.0%	0.0%
Gender	0.0%	0.0%	0.0%	0.0%	0.0%	0.0%	0.0%	0.0%	0.0%	2.7%	0.0%	0.0%	0.0%	0.0%	0.0%	5.6%	0.0%
Domestic private sector development	0.0%	0.0%	0.0%	0.0%	0.0%	0.0%	0.0%	9.5%	6.7%	2.7%	0.0%	0.0%	0.0%	0.0%	0.0%	5.6%	12.5%
Foreign direct investment	0.0%	0.0%	0.0%	0.0%	0.0%	0.0%	10.0%	0.0%	0.0%	2.7%	12.5%	6.7%	0.0%	0.0%	0.0%	0.0%	0.0%
Water and sanitation	0.0%	0.0%	0.0%	7.4%	8.3%	0.0%	0.0%	4.8%	0.0%	0.0%	0.0%	0.0%	0.0%	0.0%	0.0%	0.0%	0.0%
Energy	25.0%	22.2%	0.0%	11.1%	0.0%	12.5%	0.0%	4.8%	20.0%	18.9%	12.5%	13.3%	20.0%	22.2%	15.4%	5.6%	0.0%
Regional conflict and tensions	25.0%	0.0%	12.5%	0.0%	0.0%	0.0%	0.0%	4.8%	13.3%	8.1%	0.0%	0.0%	0.0%	0.0%	7.7%	0.0%	0.0%
Monitoring and evaluation	0.0%	0.0%	0.0%	0.0%	0.0%	0.0%	0.0%	0.0%	0.0%	0.0%	0.0%	0.0%	0.0%	11.1%	7.7%	0.0%	0.0%
Public financial management	0.0%	0.0%	0.0%	7.4%	0.0%	0.0%	10.0%	0.0%	6.7%	2.7%	0.0%	0.0%	0.0%	0.0%	0.0%	0.0%	0.0%
Job creation/employment	0.0%	0.0%	0.0%	3.7%	8.3%	12.5%	0.0%	9.5%	6.7%	0.0%	25.0%	6.7%	0.0%	33.3%	0.0%	5.6%	0.0%
Governance	0.0%	0.0%	0.0%	3.7%	0.0%	0.0%	0.0%	0.0%	0.0%	2.7%	0.0%	6.7%	0.0%	0.0%	7.7%	5.6%	0.0%
Financial markets	0.0%	0.0%	0.0%	0.0%	0.0%	0.0%	10.0%	0.0%	0.0%	0.0%	0.0%	0.0%	0.0%	0.0%	0.0%	0.0%	0.0%
Urban development	0.0%	0.0%	12.5%	0.0%	0.0%	0.0%	0.0%	0.0%	0.0%	0.0%	0.0%	0.0%	0.0%	0.0%	0.0%	0.0%	0.0%
Environmental sustainability	0.0%	0.0%	12.5%	0.0%	0.0%	0.0%	0.0%	9.5%	0.0%	0.0%	0.0%	0.0%	0.0%	0.0%	0.0%	5.6%	0.0%
Equality of opportunity	0.0%	0.0%	0.0%	0.0%	8.3%	0.0%	0.0%	0.0%	0.0%	2.7%	0.0%	0.0%	0.0%	0.0%	0.0%	0.0%	0.0%
Health	0.0%	0.0%	0.0%	3.7%	8.3%	0.0%	0.0%	0.0%	6.7%	5.4%	0.0%	6.7%	20.0%	0.0%	7.7%	0.0%	12.5%
Global integration	0.0%	0.0%	0.0%	3.7%	0.0%	0.0%	0.0%	0.0%	0.0%	2.7%	0.0%	0.0%	20.0%	0.0%	0.0%	0.0%	0.0%
Food security	0.0%	11.1%	0.0%	0.0%	16.7%	25.0%	10.0%	9.5%	13.3%	5.4%	0.0%	0.0%	0.0%	0.0%	0.0%	5.6%	0.0%
Social cohesion	0.0%	0.0%	0.0%	0.0%	0.0%	0.0%	0.0%	0.0%	0.0%	2.7%	0.0%	0.0%	0.0%	0.0%	0.0%	0.0%	0.0%
Climate change	25.0%	0.0%	0.0%	3.7%	0.0%	0.0%	0.0%	0.0%	0.0%	0.0%	0.0%	0.0%	0.0%	0.0%	0.0%	0.0%	0.0%
Agricultural development	0.0%	0.0%	12.5%	3.7%	16.7%	0.0%	0.0%	9.5%	0.0%	2.7%	0.0%	0.0%	20.0%	0.0%	0.0%	5.6%	0.0%
Trade and exports	0.0%	0.0%	0.0%	3.7%	0.0%	0.0%	10.0%	0.0%	6.7%	0.0%	0.0%	0.0%	20.0%	11.1%	0.0%	0.0%	0.0%
Crime and violence	0.0%	0.0%	0.0%	0.0%	0.0%	0.0%	0.0%	0.0%	0.0%	0.0%	0.0%	0.0%	0.0%	0.0%	0.0%	0.0%	12.5%
Economic growth	0.0%	0.0%	0.0%	0.0%	0.0%	0.0%	10.0%	4.8%	0.0%	2.7%	0.0%	0.0%	0.0%	0.0%	0.0%	0.0%	0.0%
Law and justice	0.0%	0.0%	12.5%	0.0%	0.0%	0.0%	0.0%	0.0%	0.0%	2.7%	12.5%	0.0%	0.0%	0.0%	7.7%	0.0%	0.0%
Regulatory framework	0.0%	0.0%	0.0%	0.0%	0.0%	0.0%	0.0%	0.0%	0.0%	0.0%	0.0%	0.0%	0.0%	0.0%	0.0%	0.0%	0.0%
Communicable/non-communicable disease	0.0%	0.0%	0.0%	0.0%	0.0%	0.0%	0.0%	0.0%	0.0%	0.0%	0.0%	0.0%	0.0%	0.0%	0.0%	0.0%	0.0%
Basic infrastructure	0.0%	22.2%	0.0%	0.0%	8.3%	12.5%	0.0%	0.0%	0.0%	5.4%	0.0%	0.0%	0.0%	0.0%	0.0%	0.0%	0.0%
Local governance and institutions	0.0%	0.0%	0.0%	0.0%	0.0%	0.0%	0.0%	0.0%	0.0%	0.0%	12.5%	0.0%	0.0%	0.0%	0.0%	0.0%	0.0%
Natural resource management	0.0%	11.1%	0.0%	0.0%	0.0%	12.5%	0.0%	0.0%	0.0%	8.1%	0.0%	0.0%	0.0%	0.0%	0.0%	5.6%	0.0%
Anti-corruption	0.0%	0.0%	12.5%	3.7%	8.3%	0.0%	0.0%	4.8%	0.0%	0.0%	0.0%	13.3%	0.0%	11.1%	0.0%	0.0%	0.0%
Disaster management	0.0%	0.0%	0.0%	0.0%	0.0%	0.0%	0.0%	0.0%	0.0%	0.0%	0.0%	0.0%	0.0%	0.0%	0.0%	0.0%	0.0%
Global information and communications technology	25.0%	11.1%	0.0%	0.0%	0.0%	0.0%	0.0%	0.0%	0.0%	5.4%	0.0%	0.0%	0.0%	11.1%	0.0%	0.0%	0.0%

A. General Issues facing CAR (continued)

Poverty reduction is a broad term that encompasses work in many different areas. Which THREE areas of development listed below do you believe would contribute most to reducing poverty in CAR? (Choose no more than THREE)

Percentage of Respondents (Responses Combined)	Office of President/ Prime Minister	Office of Minister	Office of Parliamen- tarian	Employee of a Ministry	Consultant on Bank project/PMU	Local Government	Bi- or Multi- lateral Agency	Private/ Financial Sector	Private Found.	Local NGO/ CBO	Inter- nation al NGO	Media	Ind. Govt. Inst.	Trade Union	Faith- Based Group	Academia	Other
Water and sanitation	80.0%	20.0%	11.1%	14.7%	35.7%	62.5%	25.0%	12.5%	18.8%	7.0%	13.3%	8.7%	33.3%	22.2%	7.7%	5.0%	0.0%
Equality of opportunity	0.0%	0.0%	0.0%	0.0%	14.3%	0.0%	6.3%	8.3%	0.0%	7.0%	0.0%	0.0%	0.0%	0.0%	15.4%	5.0%	11.1%
Economic growth	0.0%	0.0%	11.1%	23.5%	21.4%	0.0%	12.5%	25.0%	25.0%	18.6%	33.3%	13.0%	0.0%	0.0%	23.1%	15.0%	55.6%
Climate change	20.0%	10.0%	0.0%	0.0%	0.0%	0.0%	6.3%	0.0%	0.0%	2.3%	0.0%	4.3%	0.0%	0.0%	0.0%	0.0%	0.0%
Regional conflict and tensions	20.0%	20.0%	0.0%	0.0%	0.0%	0.0%	6.3%	4.2%	12.5%	2.3%	0.0%	8.7%	16.7%	0.0%	7.7%	0.0%	0.0%
Disaster management	0.0%	0.0%	0.0%	0.0%	0.0%	0.0%	0.0%	8.3%	0.0%	4.7%	0.0%	4.3%	0.0%	0.0%	0.0%	0.0%	0.0%
Regional integration	0.0%	10.0%	0.0%	2.9%	0.0%	0.0%	0.0%	0.0%	6.3%	11.6%	0.0%	0.0%	33.3%	0.0%	0.0%	5.0%	0.0%
Gender	0.0%	0.0%	0.0%	5.9%	0.0%	12.5%	6.3%	0.0%	0.0%	0.0%	0.0%	0.0%	0.0%	0.0%	0.0%	5.0%	0.0%
Rural development	0.0%	10.0%	33.3%	32.4%	28.6%	0.0%	31.3%	29.2%	25.0%	25.6%	33.3%	17.4%	0.0%	33.3%	23.1%	15.0%	11.1%
Urban development	0.0%	10.0%	0.0%	0.0%	0.0%	0.0%	0.0%	0.0%	0.0%	4.7%	0.0%	4.3%	16.7%	0.0%	0.0%	5.0%	0.0%
Education	0.0%	10.0%	33.3%	26.5%	28.6%	37.5%	25.0%	16.7%	12.5%	18.6%	26.7%	26.1%	16.7%	22.2%	15.4%	15.0%	33.3%
Regulatory framework	0.0%	0.0%	0.0%	0.0%	0.0%	0.0%	0.0%	0.0%	0.0%	0.0%	0.0%	0.0%	0.0%	0.0%	7.7%	0.0%	0.0%
Local governance and institutions	20.0%	0.0%	11.1%	0.0%	7.1%	0.0%	0.0%	0.0%	0.0%	2.3%	13.3%	0.0%	0.0%	0.0%	15.4%	0.0%	0.0%
Basic infrastructure	0.0%	0.0%	0.0%	11.8%	14.3%	12.5%	6.3%	4.2%	6.3%	9.3%	0.0%	8.7%	33.3%	0.0%	7.7%	0.0%	0.0%
Social protection	0.0%	10.0%	0.0%	5.9%	14.3%	0.0%	0.0%	4.2%	6.3%	2.3%	6.7%	4.3%	0.0%	11.1%	15.4%	0.0%	0.0%
Law and justice	0.0%	0.0%	22.2%	14.7%	0.0%	0.0%	12.5%	8.3%	6.3%	7.0%	0.0%	30.4%	0.0%	0.0%	15.4%	5.0%	11.1%
Transport	0.0%	50.0%	11.1%	14.7%	14.3%	62.5%	25.0%	29.2%	31.3%	9.3%	40.0%	17.4%	0.0%	11.1%	7.7%	25.0%	0.0%
Crime and violence	0.0%	0.0%	0.0%	0.0%	0.0%	0.0%	0.0%	4.2%	0.0%	4.7%	0.0%	4.3%	0.0%	0.0%	0.0%	0.0%	11.1%
Communicable/non-communicable disease	0.0%	0.0%	0.0%	0.0%	0.0%	0.0%	0.0%	0.0%	0.0%	2.3%	0.0%	0.0%	0.0%	0.0%	0.0%	0.0%	0.0%
Security/stabilization/reconstruction	0.0%	10.0%	11.1%	17.6%	7.1%	0.0%	6.3%	12.5%	6.3%	25.6%	6.7%	8.7%	0.0%	11.1%	15.4%	30.0%	22.2%
Global information and communications technology	20.0%	10.0%	11.1%	2.9%	7.1%	0.0%	0.0%	0.0%	12.5%	0.0%	0.0%	0.0%	0.0%	11.1%	0.0%	0.0%	11.1%
Public sector reform	0.0%	0.0%	0.0%	0.0%	7.1%	12.5%	0.0%	0.0%	0.0%	7.0%	0.0%	0.0%	0.0%	11.1%	0.0%	5.0%	0.0%
Domestic private sector development	0.0%	0.0%	11.1%	8.8%	0.0%	0.0%	0.0%	12.5%	6.3%	9.3%	6.7%	26.1%	0.0%	0.0%	0.0%	0.0%	0.0%
Foreign direct investment	0.0%	0.0%	11.1%	8.8%	0.0%	0.0%	0.0%	8.3%	6.3%	0.0%	6.7%	0.0%	0.0%	22.2%	7.7%	10.0%	11.1%
Global integration	0.0%	0.0%	0.0%	0.0%	0.0%	0.0%	0.0%	0.0%	0.0%	7.0%	0.0%	0.0%	0.0%	11.1%	0.0%	5.0%	0.0%
Energy	0.0%	20.0%	33.3%	8.8%	21.4%	37.5%	31.3%	25.0%	12.5%	14.0%	20.0%	26.1%	16.7%	33.3%	30.8%	20.0%	0.0%
Food security	40.0%	40.0%	33.3%	23.5%	35.7%	12.5%	12.5%	4.2%	18.8%	14.0%	13.3%	17.4%	16.7%	0.0%	7.7%	20.0%	0.0%
Monitoring and evaluation	20.0%	0.0%	0.0%	5.9%	0.0%	0.0%	0.0%	0.0%	0.0%	9.3%	0.0%	4.3%	0.0%	0.0%	23.1%	5.0%	0.0%
Governance	0.0%	0.0%	0.0%	2.9%	0.0%	0.0%	6.3%	0.0%	6.3%	9.3%	6.7%	8.7%	16.7%	0.0%	0.0%	0.0%	11.1%
Social cohesion	0.0%	0.0%	0.0%	0.0%	0.0%	0.0%	0.0%	0.0%	0.0%	0.0%	0.0%	0.0%	0.0%	0.0%	7.7%	0.0%	0.0%
Natural resource management	0.0%	0.0%	11.1%	0.0%	0.0%	0.0%	0.0%	12.5%	0.0%	0.0%	13.3%	0.0%	0.0%	11.1%	15.4%	10.0%	11.1%
Environmental sustainability	0.0%	20.0%	0.0%	0.0%	7.1%	0.0%	6.3%	4.2%	0.0%	4.7%	0.0%	4.3%	0.0%	0.0%	0.0%	0.0%	0.0%
Health	0.0%	0.0%	0.0%	11.8%	7.1%	0.0%	18.8%	8.3%	12.5%	0.0%	13.3%	8.7%	0.0%	11.1%	7.7%	5.0%	33.3%
Public financial management	0.0%	0.0%	0.0%	11.8%	0.0%	0.0%	6.3%	4.2%	12.5%	0.0%	0.0%	0.0%	16.7%	0.0%	0.0%	5.0%	0.0%
Agricultural development	20.0%	30.0%	22.2%	20.6%	21.4%	25.0%	18.8%	16.7%	18.8%	23.3%	20.0%	13.0%	16.7%	33.3%	7.7%	35.0%	22.2%
Job creation/employment	40.0%	20.0%	22.2%	14.7%	7.1%	12.5%	12.5%	16.7%	12.5%	16.3%	20.0%	4.3%	16.7%	11.1%	7.7%	20.0%	0.0%
Financial markets	0.0%	0.0%	0.0%	0.0%	0.0%	0.0%	0.0%	4.2%	0.0%	9.3%	6.7%	0.0%	0.0%	0.0%	0.0%	0.0%	0.0%
Trade and exports	20.0%	0.0%	0.0%	2.9%	0.0%	0.0%	12.5%	8.3%	6.3%	4.7%	0.0%	0.0%	0.0%	11.1%	7.7%	10.0%	11.1%
Anti-corruption	0.0%	0.0%	0.0%	5.9%	0.0%	12.5%	6.3%	4.2%	0.0%	7.0%	0.0%	21.7%	50.0%	0.0%	0.0%	15.0%	33.3%

A. General Issues facing CAR (continued)

Economic growth can be driven by a number of factors. Which THREE areas below do you believe would contribute most to generating economic growth in CAR? (Choose no more than THREE)

Percentage of Respondents (Responses Combined)	Office of President/ Prime Minister	Office of Minister	Office of Parliamen- tarian	Employee of a Ministry	Consultant on Bank project/PMU	Local Government	Bi- or Multi- lateral Agency	Private/ Financial Sector	Private Found.	Local NGO/ CBO	Inter- nation al NGO	Media	Ind. Govt. Inst.	Trade Union	Faith- Based Group	Academia	Other
Energy	0.0%	20.0%	50.0%	51.5%	46.2%	62.5%	40.0%	59.1%	41.2%	50.0%	40.0%	30.4%	33.3%	33.3%	50.0%	57.9%	50.0%
Equality of opportunity	0.0%	0.0%	0.0%	0.0%	0.0%	0.0%	0.0%	0.0%	0.0%	2.4%	0.0%	0.0%	0.0%	0.0%	0.0%	0.0%	10.0%
Social protection	0.0%	0.0%	0.0%	0.0%	7.7%	12.5%	6.7%	4.5%	5.9%	0.0%	0.0%	0.0%	16.7%	0.0%	0.0%	0.0%	0.0%
Global integration	20.0%	0.0%	0.0%	3.0%	0.0%	0.0%	0.0%	0.0%	0.0%	4.8%	0.0%	4.3%	0.0%	0.0%	0.0%	5.3%	10.0%
Climate change	0.0%	20.0%	0.0%	3.0%	7.7%	0.0%	6.7%	0.0%	5.9%	2.4%	0.0%	0.0%	0.0%	0.0%	0.0%	0.0%	0.0%
Anti-corruption	0.0%	10.0%	37.5%	15.2%	23.1%	0.0%	13.3%	9.1%	11.8%	21.4%	26.7%	39.1%	0.0%	11.1%	0.0%	15.8%	10.0%
Disaster management	20.0%	0.0%	0.0%	0.0%	0.0%	12.5%	0.0%	4.5%	0.0%	4.8%	0.0%	0.0%	16.7%	0.0%	0.0%	0.0%	0.0%
Regional conflict and tensions	0.0%	10.0%	0.0%	3.0%	0.0%	0.0%	0.0%	0.0%	0.0%	0.0%	0.0%	0.0%	0.0%	0.0%	7.1%	0.0%	0.0%
Rural development	0.0%	30.0%	25.0%	21.2%	0.0%	25.0%	26.7%	18.2%	17.6%	19.0%	20.0%	17.4%	16.7%	22.2%	14.3%	5.3%	20.0%
Foreign direct investment	0.0%	10.0%	37.5%	12.1%	15.4%	0.0%	13.3%	9.1%	17.6%	16.7%	6.7%	0.0%	0.0%	22.2%	14.3%	10.5%	0.0%
Urban development	20.0%	0.0%	12.5%	6.1%	7.7%	25.0%	13.3%	0.0%	5.9%	2.4%	0.0%	0.0%	16.7%	0.0%	0.0%	0.0%	0.0%
Water and sanitation	20.0%	30.0%	12.5%	3.0%	7.7%	0.0%	13.3%	13.6%	0.0%	2.4%	6.7%	4.3%	16.7%	0.0%	0.0%	5.3%	0.0%
Education	40.0%	10.0%	25.0%	33.3%	7.7%	25.0%	20.0%	0.0%	23.5%	16.7%	6.7%	30.4%	0.0%	11.1%	14.3%	21.1%	30.0%
Global information and communications technology	0.0%	30.0%	0.0%	0.0%	23.1%	0.0%	0.0%	9.1%	5.9%	7.1%	0.0%	8.7%	16.7%	11.1%	0.0%	5.3%	0.0%
Regulatory framework	20.0%	0.0%	0.0%	3.0%	0.0%	0.0%	0.0%	4.5%	0.0%	2.4%	6.7%	0.0%	0.0%	0.0%	7.1%	0.0%	0.0%
Communicable/non-communicable disease	0.0%	0.0%	0.0%	0.0%	0.0%	0.0%	0.0%	0.0%	0.0%	2.4%	0.0%	4.3%	0.0%	0.0%	0.0%	0.0%	0.0%
Trade and exports	0.0%	0.0%	12.5%	15.2%	30.8%	0.0%	33.3%	36.4%	29.4%	33.3%	33.3%	13.0%	16.7%	0.0%	14.3%	21.1%	50.0%
Social cohesion	0.0%	0.0%	0.0%	3.0%	0.0%	0.0%	0.0%	4.5%	0.0%	0.0%	6.7%	13.0%	33.3%	0.0%	0.0%	0.0%	0.0%
Public sector reform	0.0%	10.0%	0.0%	3.0%	0.0%	12.5%	6.7%	9.1%	11.8%	7.1%	0.0%	13.0%	0.0%	11.1%	7.1%	15.8%	10.0%
Regional integration	0.0%	0.0%	0.0%	0.0%	0.0%	0.0%	0.0%	0.0%	5.9%	2.4%	0.0%	0.0%	0.0%	22.2%	0.0%	5.3%	0.0%
Domestic private sector development	20.0%	10.0%	0.0%	6.1%	15.4%	0.0%	13.3%	13.6%	0.0%	0.0%	6.7%	4.3%	0.0%	0.0%	7.1%	5.3%	10.0%
Job creation/employment	40.0%	10.0%	12.5%	9.1%	23.1%	37.5%	13.3%	13.6%	17.6%	7.1%	26.7%	17.4%	16.7%	22.2%	14.3%	15.8%	10.0%
Agricultural development	0.0%	20.0%	50.0%	21.2%	30.8%	37.5%	20.0%	22.7%	29.4%	11.9%	33.3%	21.7%	0.0%	11.1%	50.0%	26.3%	20.0%
Food security	0.0%	10.0%	0.0%	9.1%	15.4%	12.5%	0.0%	9.1%	5.9%	9.5%	6.7%	8.7%	16.7%	22.2%	0.0%	5.3%	10.0%
Governance	0.0%	0.0%	0.0%	3.0%	0.0%	0.0%	0.0%	0.0%	5.9%	0.0%	6.7%	13.0%	0.0%	0.0%	0.0%	0.0%	0.0%
Transport	0.0%	0.0%	0.0%	15.2%	23.1%	0.0%	6.7%	9.1%	11.8%	9.5%	6.7%	0.0%	16.7%	11.1%	28.6%	10.5%	20.0%
Security/stabilization/reconstruction	0.0%	0.0%	0.0%	18.2%	0.0%	12.5%	13.3%	0.0%	5.9%	7.1%	6.7%	4.3%	0.0%	11.1%	14.3%	10.5%	0.0%
Monitoring and evaluation	0.0%	10.0%	0.0%	6.1%	7.7%	12.5%	0.0%	4.5%	0.0%	4.8%	6.7%	4.3%	0.0%	0.0%	0.0%	5.3%	0.0%
Gender	0.0%	0.0%	0.0%	0.0%	0.0%	0.0%	0.0%	0.0%	0.0%	0.0%	0.0%	0.0%	0.0%	0.0%	0.0%	0.0%	0.0%
Natural resource management	0.0%	10.0%	25.0%	3.0%	0.0%	0.0%	0.0%	9.1%	5.9%	11.9%	6.7%	4.3%	0.0%	11.1%	14.3%	15.8%	20.0%
Environmental sustainability	0.0%	20.0%	0.0%	6.1%	0.0%	0.0%	6.7%	4.5%	0.0%	7.1%	0.0%	0.0%	0.0%	0.0%	0.0%	5.3%	10.0%
Health	40.0%	0.0%	0.0%	3.0%	0.0%	12.5%	13.3%	0.0%	5.9%	14.3%	6.7%	4.3%	0.0%	11.1%	0.0%	0.0%	0.0%
Basic infrastructure	20.0%	20.0%	0.0%	9.1%	0.0%	0.0%	13.3%	13.6%	0.0%	0.0%	0.0%	8.7%	0.0%	22.2%	7.1%	0.0%	10.0%
Law and justice	0.0%	0.0%	0.0%	3.0%	0.0%	0.0%	0.0%	4.5%	0.0%	4.8%	0.0%	0.0%	0.0%	0.0%	7.1%	10.5%	0.0%
Local governance and institutions	0.0%	10.0%	0.0%	3.0%	0.0%	0.0%	0.0%	4.5%	0.0%	2.4%	0.0%	0.0%	16.7%	11.1%	0.0%	0.0%	0.0%
Crime and violence	0.0%	0.0%	0.0%	0.0%	0.0%	0.0%	0.0%	0.0%	0.0%	0.0%	0.0%	0.0%	0.0%	0.0%	0.0%	0.0%	0.0%
Public financial management	20.0%	0.0%	0.0%	6.1%	0.0%	0.0%	0.0%	9.1%	5.9%	2.4%	20.0%	4.3%	33.3%	22.2%	21.4%	5.3%	0.0%
Financial markets	20.0%	0.0%	0.0%	0.0%	7.7%	0.0%	6.7%	0.0%	11.8%	9.5%	13.3%	8.7%	0.0%	0.0%	7.1%	5.3%	0.0%

B. Overall Attitudes toward the World Bank

Overall Attitudes toward the World Bank

Overall Results toward the World Bank																																																			
	Office of the President/ Prime Minister												stakeholders																																						
	Office of Minister			Office of Parliamentarian			Employee of a Ministry			Consultant on Bank Project/PMU			Local Government			Bilateral or Multilateral Agency			Private/Financial Sector			Private Foundation			Local NGO/CBO			International NGO			Media			Independent Government Institution			Trade Union			Faith-Based Group			Academia			Other					
	N	Mean	SD	N	Mean	SD	N	Mean	SD	N	Mean	SD	N	Mean	SD	N	Mean	SD	N	Mean	SD	N	Mean	SD	N	Mean	SD	N	Mean	SD	N	Mean	SD	N	Mean	SD	N	Mean	SD	N	Mean	SD	N	Mean	SD						
How familiar are you with the work of the World Bank in CAR, on a ten-point scale?*	5	5.60	1.52	10	5.40	1.65	9	4.67	2.55	32	5.41	2.43	14	6.29	1.94	8	5.25	1.04	16	5.63	1.89	24	4.04	2.63	16	6.06	2.08	40	5.07	2.67	14	3.64	2.59	25	3.76	2.80	6	6.00	2.97	9	6.22	2.05	14	4.00	2.42	20	3.65	2.43	10	4.00	3.06
Overall, please rate your impression of the World Bank's effectiveness in CAR, on a ten-point scale.	4	4.75	1.50	10	5.30	1.16	9	4.22	1.86	29	6.00	1.75	13	5.85	1.95	8	4.75	1.91	15	4.93	2.02	19	4.89	2.47	14	5.71	2.40	37	5.62	2.69	11	4.18	2.52	17	5.41	3.12	6	5.93	1.83	9	5.11	1.76	12	5.50	3.21	17	4.88	2.64	7	5.00	2.52

(1-Not familiar at all, 10-Extremely familiar; 1-Not effective at all, 10-Very effective)

*Significantly different between stakeholder groups

To what extent do you believe... (1-To no degree at all, 10-To a very significant degree)

Overall Attitudes toward the World Bank

	stakeholders																																																		
	Office of the President/ Prime Minister			Office of Minister			Office of Parliamentarian			Employee of a Ministry			Consultant on Bank Project/PMU			Local Government			Bilateral or Multilateral Agency			Private/Financial Sector			Private Foundation			Local NGO/CBO			International NGO			Media			Independent Government Institution			Trade Union			Faith-Based Group			Academia			Other		
	N	Mean	SD	N	Mean	SD	N	Mean	SD	N	Mean	SD	N	Mean	SD	N	Mean	SD	N	Mean	SD	N	Mean	SD	N	Mean	SD	N	Mean	SD	N	Mean	SD	N	Mean	SD	N	Mean	SD	N	Mean	SD	N	Mean	SD	N	Mean	SD			
The World Bank's financial instruments meet the needs of CAR, on a ten-point scale?	5	5.60	2.07	6	7.00	3.10	9	5.00	2.92	32	5.88	2.20	14	6.71	2.67	8	5.88	2.75	15	5.73	2.60	20	5.00	3.24	14	5.93	2.58	34	5.44	3.06	11	4.64	2.11	15	5.13	2.61	6	6.17	2.40	8	5.25	2.25	14	5.21	3.38	18	4.50	2.33	8	5.38	2.77
The World Bank meets CAR's needs for knowledge services, on a ten-point scale?	5	5.40	3.36	7	4.57	2.37	7	4.71	2.56	28	5.75	1.78	13	6.62	1.76	8	5.37	2.07	14	5.43	2.31	21	5.57	2.58	15	5.87	2.61	38	6.08	2.70	11	5.45	2.21	15	5.80	2.88	6	7.50	2.07	8	6.00	1.77	13	5.54	3.07	17	4.94	2.59	10	4.60	1.65

B. Overall Attitudes toward the World Bank (continued)

When thinking about how the World Bank can have the most impact on development results in CAR, in which sectoral areas do you believe the World Bank should focus most of its attention and resources in CAR? (Choose no more than THREE)

Percentage of Respondents (Responses Combined)	Office of Prime Minister	Office of Minister	Office of Parliamen- tarian	Employee of a Ministry	Consultant on Bank project/PMU	Local Government	Bi- or Multi- lateral Agency	Private/ Financial Sector	Private Found.	Local NGO/ CBO	Inter- nation- al NGO	Media	Ind. Govt. Inst.	Trade Union	Faith- Based Group	Academia	Other
Rural development	0.0%	40.0%	44.4%	29.4%	30.8%	12.5%	21.4%	4.3%	23.5%	23.3%	20.0%	41.7%	0.0%	33.3%	14.3%	35.0%	27.3%
Education	20.0%	30.0%	22.2%	32.4%	30.8%	37.5%	14.3%	0.0%	29.4%	34.9%	33.3%	25.0%	0.0%	33.3%	21.4%	35.0%	45.5%
Governance	0.0%	0.0%	22.2%	2.9%	7.7%	12.5%	14.3%	0.0%	11.8%	4.7%	0.0%	8.3%	0.0%	11.1%	21.4%	5.0%	0.0%
Security/stabilization/reconstruction	0.0%	10.0%	11.1%	14.7%	0.0%	0.0%	7.1%	13.0%	5.9%	23.3%	6.7%	29.2%	20.0%	0.0%	14.3%	10.0%	9.1%
Social protection	20.0%	0.0%	0.0%	5.9%	0.0%	0.0%	7.1%	0.0%	5.9%	0.0%	0.0%	4.2%	0.0%	0.0%	0.0%	0.0%	0.0%
Transport	20.0%	20.0%	11.1%	20.6%	15.4%	0.0%	14.3%	26.1%	17.6%	18.6%	46.7%	12.5%	20.0%	11.1%	28.6%	15.0%	54.5%
Poverty reduction	0.0%	0.0%	11.1%	23.5%	15.4%	25.0%	0.0%	8.7%	5.9%	18.6%	6.7%	4.2%	0.0%	11.1%	7.1%	20.0%	0.0%
Public sector reform	0.0%	0.0%	0.0%	0.0%	0.0%	0.0%	7.1%	4.3%	5.9%	0.0%	0.0%	0.0%	0.0%	0.0%	7.1%	0.0%	0.0%
Regional integration	20.0%	0.0%	0.0%	0.0%	0.0%	0.0%	0.0%	4.3%	0.0%	2.3%	0.0%	4.2%	0.0%	0.0%	0.0%	5.0%	0.0%
Gender	0.0%	0.0%	0.0%	0.0%	0.0%	0.0%	0.0%	0.0%	0.0%	0.0%	0.0%	0.0%	0.0%	0.0%	0.0%	0.0%	0.0%
Crime and violence	0.0%	0.0%	11.1%	2.9%	0.0%	0.0%	0.0%	17.4%	0.0%	2.3%	0.0%	0.0%	0.0%	0.0%	7.1%	0.0%	9.1%
Domestic private sector development	20.0%	10.0%	0.0%	8.8%	15.4%	0.0%	14.3%	21.7%	11.8%	7.0%	6.7%	12.5%	20.0%	0.0%	21.4%	20.0%	9.1%
Foreign direct investment	0.0%	10.0%	11.1%	2.9%	7.7%	0.0%	7.1%	13.0%	0.0%	0.0%	0.0%	0.0%	0.0%	0.0%	0.0%	5.0%	0.0%
Water and sanitation	20.0%	10.0%	11.1%	17.6%	15.4%	0.0%	21.4%	8.7%	0.0%	7.0%	0.0%	4.2%	20.0%	0.0%	7.1%	0.0%	0.0%
Energy	20.0%	10.0%	11.1%	23.5%	38.5%	25.0%	14.3%	34.8%	29.4%	20.9%	26.7%	12.5%	0.0%	11.1%	21.4%	35.0%	9.1%
Monitoring and evaluation	0.0%	0.0%	11.1%	2.9%	0.0%	0.0%	0.0%	4.3%	11.8%	11.6%	6.7%	8.3%	0.0%	0.0%	7.1%	0.0%	0.0%
Social cohesion	0.0%	0.0%	0.0%	0.0%	7.7%	0.0%	0.0%	0.0%	0.0%	0.0%	0.0%	4.2%	20.0%	0.0%	7.1%	0.0%	0.0%
Public financial management	20.0%	0.0%	11.1%	5.9%	0.0%	12.5%	0.0%	4.3%	5.9%	11.6%	0.0%	25.0%	0.0%	11.1%	7.1%	0.0%	0.0%
Job creation/employment	20.0%	10.0%	0.0%	17.6%	7.7%	25.0%	0.0%	17.4%	11.8%	14.0%	0.0%	4.2%	0.0%	22.2%	0.0%	30.0%	18.2%
Financial markets	20.0%	0.0%	0.0%	5.9%	7.7%	0.0%	0.0%	0.0%	5.9%	2.3%	0.0%	4.2%	0.0%	11.1%	0.0%	0.0%	0.0%
Urban development	20.0%	10.0%	0.0%	5.9%	7.7%	12.5%	7.1%	8.7%	0.0%	2.3%	0.0%	0.0%	0.0%	0.0%	0.0%	0.0%	0.0%
Environmental sustainability	0.0%	10.0%	0.0%	2.9%	0.0%	12.5%	0.0%	4.3%	5.9%	9.3%	0.0%	0.0%	0.0%	0.0%	7.1%	0.0%	0.0%
Equality of opportunity	0.0%	0.0%	0.0%	0.0%	7.7%	0.0%	0.0%	0.0%	0.0%	0.0%	0.0%	0.0%	0.0%	0.0%	0.0%	0.0%	0.0%
Regional conflict and tensions	0.0%	0.0%	0.0%	0.0%	0.0%	0.0%	0.0%	4.3%	5.9%	2.3%	0.0%	4.2%	0.0%	11.1%	0.0%	5.0%	0.0%
Health	0.0%	10.0%	0.0%	14.7%	15.4%	12.5%	14.3%	17.4%	17.6%	20.9%	46.7%	20.8%	20.0%	11.1%	28.6%	20.0%	18.2%
Global integration	0.0%	0.0%	11.1%	0.0%	0.0%	0.0%	0.0%	0.0%	0.0%	4.7%	0.0%	0.0%	0.0%	11.1%	0.0%	5.0%	9.1%
Food security	20.0%	20.0%	33.3%	5.9%	30.8%	25.0%	28.6%	4.3%	5.9%	4.7%	0.0%	4.2%	40.0%	22.2%	7.1%	0.0%	0.0%
Climate change	0.0%	0.0%	0.0%	0.0%	0.0%	12.5%	0.0%	0.0%	0.0%	0.0%	0.0%	0.0%	0.0%	11.1%	0.0%	0.0%	0.0%
Agricultural development	40.0%	60.0%	11.1%	23.5%	0.0%	50.0%	28.6%	39.1%	41.2%	30.2%	53.3%	20.8%	40.0%	22.2%	35.7%	15.0%	36.4%
Trade and exports	0.0%	10.0%	0.0%	2.9%	0.0%	0.0%	14.3%	8.7%	0.0%	0.0%	6.7%	0.0%	0.0%	0.0%	0.0%	5.0%	9.1%
Economic growth	0.0%	0.0%	0.0%	0.0%	7.7%	0.0%	7.1%	8.7%	5.9%	4.7%	0.0%	12.5%	0.0%	11.1%	0.0%	0.0%	9.1%
Law and justice	0.0%	0.0%	22.2%	2.9%	0.0%	0.0%	7.1%	4.3%	5.9%	2.3%	0.0%	0.0%	0.0%	0.0%	0.0%	10.0%	18.2%
Local governance and institutions	0.0%	0.0%	0.0%	5.9%	0.0%	0.0%	0.0%	0.0%	0.0%	2.3%	0.0%	0.0%	20.0%	11.1%	0.0%	5.0%	0.0%
Regulatory framework	0.0%	0.0%	0.0%	0.0%	0.0%	0.0%	0.0%	0.0%	0.0%	0.0%	0.0%	0.0%	0.0%	0.0%	0.0%	0.0%	0.0%
Communicable/non-communicable disease	0.0%	0.0%	0.0%	0.0%	0.0%	0.0%	0.0%	0.0%	0.0%	0.0%	6.7%	0.0%	0.0%	0.0%	0.0%	0.0%	0.0%
Basic infrastructure	20.0%	10.0%	11.1%	5.9%	0.0%	0.0%	7.1%	0.0%	5.9%	2.3%	13.3%	0.0%	40.0%	0.0%	7.1%	10.0%	9.1%
Natural resource management	0.0%	0.0%	0.0%	5.9%	7.7%	12.5%	14.3%	8.7%	5.9%	0.0%	13.3%	12.5%	20.0%	11.1%	14.3%	5.0%	9.1%
Anti-corruption	0.0%	0.0%	0.0%	2.9%	7.7%	0.0%	0.0%	4.3%	0.0%	9.3%	6.7%	16.7%	0.0%	0.0%	7.1%	5.0%	0.0%
Disaster management	0.0%	10.0%	0.0%	0.0%	0.0%	12.5%	7.1%	0.0%	0.0%	2.3%	0.0%	0.0%	0.0%	0.0%	0.0%	0.0%	0.0%
Global information and communications technology	0.0%	10.0%	22.2%	0.0%	7.7%	0.0%	7.1%	4.3%	11.8%	0.0%	0.0%	4.2%	0.0%	22.2%	0.0%	0.0%	0.0%

B. Overall Attitudes toward the World Bank (continued)

When thinking about the World Bank's role, which activity do you believe is of greatest VALUE and which activity is of second greatest value in CAR?

Greatest Value	Office of President/ Prime Minister	Office of Minister	Office of Parliamentarian	Employee of a Ministry	Consultant on Bank project/PMU	Local Government	Bi- or Multi-lateral Agency	Private/ Financial Sector	Private Found.	Local NGO/ CBO	International NGO	Media	Ind. Govt. Inst.	Trade Union	Faith-Based Group	Academia	Other
Financial resources	0.0%	0.0%	12.5%	31.0%	23.1%	14.3%	16.7%	17.4%	13.3%	19.0%	33.3%	15.8%	0.0%	0.0%	21.4%	38.9%	11.1%
Mobilizing third party financial resources	20.0%	0.0%	25.0%	27.6%	0.0%	14.3%	16.7%	21.7%	13.3%	19.0%	8.3%	31.6%	16.7%	0.0%	0.0%	5.6%	22.2%
Technical assistance	0.0%	30.0%	12.5%	24.1%	7.7%	57.1%	16.7%	13.0%	26.7%	14.3%	25.0%	26.3%	33.3%	0.0%	21.4%	5.6%	33.3%
Policy advice	0.0%	0.0%	0.0%	0.0%	0.0%	0.0%	16.7%	4.3%	0.0%	4.8%	0.0%	5.3%	0.0%	0.0%	0.0%	5.6%	0.0%
Donor coordination	20.0%	0.0%	12.5%	0.0%	0.0%	0.0%	0.0%	0.0%	0.0%	2.4%	8.3%	5.3%	0.0%	0.0%	7.1%	0.0%	11.1%
Data	0.0%	10.0%	0.0%	0.0%	0.0%	0.0%	8.3%	0.0%	0.0%	0.0%	0.0%	0.0%	0.0%	0.0%	0.0%	0.0%	0.0%
Training/capacity building	40.0%	30.0%	12.5%	6.9%	38.5%	14.3%	8.3%	13.0%	26.7%	23.8%	8.3%	5.3%	0.0%	50.0%	28.6%	16.7%	11.1%
Studies/analyses	20.0%	20.0%	12.5%	6.9%	15.4%	0.0%	8.3%	13.0%	6.7%	4.8%	8.3%	5.3%	33.3%	37.5%	14.3%	22.2%	11.1%
Convening/facilitating	0.0%	0.0%	0.0%	0.0%	0.0%	0.0%	0.0%	4.3%	6.7%	2.4%	0.0%	0.0%	0.0%	0.0%	0.0%	0.0%	0.0%
Linkage to non-Bank expertise	0.0%	0.0%	12.5%	0.0%	7.7%	0.0%	0.0%	0.0%	6.7%	2.4%	8.3%	0.0%	0.0%	0.0%	0.0%	0.0%	0.0%
Strategy formulation	0.0%	10.0%	0.0%	3.4%	7.7%	0.0%	8.3%	13.0%	0.0%	4.8%	0.0%	5.3%	16.7%	0.0%	0.0%	5.6%	0.0%
Other	0.0%	0.0%	0.0%	0.0%	0.0%	0.0%	0.0%	0.0%	0.0%	2.4%	0.0%	0.0%	0.0%	12.5%	7.1%	0.0%	0.0%

When thinking about the World Bank's role, which activity do you believe is of greatest VALUE and which activity is of second greatest value in CAR?

2 nd Greatest Value	Office of President/ Prime Minister	Office of Minister	Office of Parliamentarian	Employee of a Ministry	Consultant on Bank project/PMU	Local Government	Bi- or Multi-lateral Agency	Private/ Financial Sector	Private Found.	Local NGO/ CBO	International NGO	Media	Ind. Govt. Inst.	Trade Union	Faith-Based Group	Academia	Other
Financial resources	0.0%	10.0%	12.5%	3.4%	0.0%	0.0%	0.0%	8.7%	6.3%	2.5%	0.0%	0.0%	16.7%	22.2%	15.4%	5.6%	0.0%
Mobilizing third party financial resources	0.0%	0.0%	0.0%	6.9%	15.4%	0.0%	0.0%	4.3%	12.5%	2.5%	0.0%	0.0%	0.0%	11.1%	7.7%	5.6%	0.0%
Technical assistance	20.0%	10.0%	25.0%	10.3%	7.7%	14.3%	25.0%	17.4%	6.3%	5.0%	27.3%	26.3%	0.0%	11.1%	15.4%	11.1%	0.0%
Policy advice	0.0%	0.0%	0.0%	3.4%	0.0%	0.0%	0.0%	4.3%	0.0%	2.5%	0.0%	5.3%	0.0%	11.1%	0.0%	5.6%	22.2%
Donor coordination	20.0%	0.0%	0.0%	3.4%	0.0%	14.3%	0.0%	4.3%	0.0%	0.0%	0.0%	0.0%	0.0%	0.0%	15.4%	0.0%	0.0%
Data	20.0%	0.0%	25.0%	6.9%	15.4%	14.3%	8.3%	0.0%	12.5%	7.5%	9.1%	5.3%	33.3%	0.0%	0.0%	5.6%	0.0%
Training/capacity building	0.0%	10.0%	12.5%	31.0%	30.8%	42.9%	41.7%	21.7%	12.5%	25.0%	27.3%	21.1%	0.0%	22.2%	7.7%	33.3%	11.1%
Studies/analyses	0.0%	0.0%	12.5%	6.9%	7.7%	0.0%	16.7%	21.7%	12.5%	7.5%	0.0%	5.3%	16.7%	0.0%	7.7%	11.1%	11.1%
Convening/facilitating	20.0%	20.0%	0.0%	0.0%	7.7%	0.0%	0.0%	0.0%	0.0%	0.0%	0.0%	5.3%	0.0%	0.0%	0.0%	11.1%	11.1%
Linkage to non-Bank expertise	0.0%	10.0%	0.0%	0.0%	0.0%	14.3%	0.0%	0.0%	6.3%	7.5%	0.0%	10.5%	33.3%	0.0%	7.7%	5.6%	11.1%
Strategy formulation	20.0%	40.0%	12.5%	24.1%	15.4%	0.0%	8.3%	13.0%	31.3%	32.5%	36.4%	15.8%	0.0%	22.2%	15.4%	5.6%	33.3%
Other	0.0%	0.0%	0.0%	3.4%	0.0%	0.0%	0.0%	4.3%	0.0%	7.5%	0.0%	5.3%	0.0%	0.0%	7.7%	0.0%	0.0%

B. Overall Attitudes toward the World Bank (continued)

Which of the following do you identify as the World Bank's greatest WEAKNESSES in its work in CAR? (Choose no more than TWO)

Percentage of Respondents (Responses Combined)	Office of President/ Prime Minister	Office of Minister	Office of Parliamen- tarian	Employee of a Ministry	Consultant on Bank project/PMU	Local Government	Bi- or Multi- lateral Agency	Private/ Financial Sector	Private Found.	Local NGO/ CBO	Inter- nation- al NGO	Media	Ind. Govt. Inst.	Trade Union	Faith- Based Group	Academia	Other
Imposing technocratic solutions without regard to political realities	50.0%	22.2%	22.2%	31.3%	23.1%	0.0%	50.0%	26.1%	31.3%	43.2%	26.7%	47.8%	0.0%	66.7%	53.8%	22.2%	22.2%
Not exploring alternative policy options	0.0%	0.0%	11.1%	12.5%	15.4%	20.0%	21.4%	13.0%	25.0%	0.0%	13.3%	0.0%	25.0%	11.1%	15.4%	11.1%	0.0%
Too bureaucratic in its operational policies and procedures	25.0%	22.2%	33.3%	43.8%	30.8%	60.0%	14.3%	47.8%	50.0%	56.8%	20.0%	60.9%	25.0%	22.2%	46.2%	50.0%	44.4%
Staff too inaccessible	0.0%	44.4%	22.2%	15.6%	15.4%	0.0%	28.6%	13.0%	12.5%	5.4%	0.0%	0.0%	25.0%	33.3%	7.7%	11.1%	11.1%
Arrogant in its approach	25.0%	22.2%	11.1%	12.5%	15.4%	0.0%	14.3%	0.0%	6.3%	10.8%	13.3%	8.7%	50.0%	11.1%	7.7%	5.6%	0.0%
Not client focused	50.0%	11.1%	11.1%	15.6%	23.1%	40.0%	7.1%	0.0%	25.0%	5.4%	6.7%	4.3%	0.0%	11.1%	0.0%	27.8%	11.1%
The credibility of its knowledge/data	25.0%	44.4%	11.1%	6.3%	7.7%	20.0%	28.6%	8.7%	18.8%	5.4%	13.3%	8.7%	25.0%	0.0%	7.7%	11.1%	22.2%
Not willing to honestly criticize politics and reform efforts in the country	0.0%	11.1%	0.0%	0.0%	0.0%	0.0%	0.0%	13.0%	6.3%	5.4%	13.3%	8.7%	0.0%	11.1%	15.4%	5.6%	22.2%
Too influenced by developed countries	0.0%	0.0%	0.0%	12.5%	7.7%	0.0%	0.0%	17.4%	6.3%	8.1%	20.0%	21.7%	25.0%	0.0%	0.0%	11.1%	22.2%
Not enough public disclosure of its work	0.0%	11.1%	11.1%	0.0%	23.1%	0.0%	0.0%	0.0%	0.0%	5.4%	20.0%	4.3%	0.0%	11.1%	7.7%	5.6%	11.1%
World Bank processes too slow and complex	25.0%	0.0%	22.2%	25.0%	0.0%	0.0%	14.3%	21.7%	0.0%	16.2%	20.0%	13.0%	0.0%	0.0%	15.4%	16.7%	11.1%
Inadequately aligned with country priorities	0.0%	0.0%	11.1%	0.0%	7.7%	20.0%	0.0%	4.3%	0.0%	13.5%	6.7%	0.0%	25.0%	11.1%	0.0%	5.6%	0.0%
Not aligned with other donors' work	0.0%	0.0%	0.0%	0.0%	0.0%	20.0%	0.0%	13.0%	0.0%	0.0%	6.7%	4.3%	0.0%	0.0%	0.0%	0.0%	0.0%
Not collaborating enough with non-state actors	0.0%	0.0%	11.1%	9.4%	7.7%	0.0%	7.1%	13.0%	0.0%	13.5%	13.3%	0.0%	0.0%	0.0%	15.4%	5.6%	0.0%
Not focused enough on issues that are unique to post-conflict countries	0.0%	11.1%	11.1%	12.5%	15.4%	20.0%	7.1%	8.7%	18.8%	8.1%	6.7%	8.7%	0.0%	11.1%	0.0%	0.0%	0.0%
Other	0.0%	0.0%	0.0%	0.0%	0.0%	0.0%	0.0%	0.0%	0.0%	2.7%	0.0%	4.3%	0.0%	0.0%	0.0%	11.1%	11.1%

Which World Bank instruments do you believe are the MOST effective in reducing poverty in CAR? (Choose no more than TWO)

Percentage of Respondents (Responses Combined)	Office of President/ Prime Minister	Office of Minister	Office of Parliamen- tarian	Employee of a Ministry	Consultant on Bank project/PMU	Local Government	Bi- or Multi- lateral Agency	Private/ Financial Sector	Private Found.	Local NGO/ CBO	Inter- nation- al NGO	Media	Ind. Govt. Inst.	Trade Union	Faith- Based Group	Academia	Other
Investment lending	100.0%	70.0%	44.4%	55.9%	85.7%	71.4%	71.4%	54.2%	64.7%	56.1%	53.3%	56.5%	80.0%	33.3%	26.7%	40.0%	54.5%
Capacity development	0.0%	0.0%	11.1%	20.6%	0.0%	14.3%	7.1%	8.3%	11.8%	14.6%	13.3%	21.7%	20.0%	33.3%	20.0%	15.0%	9.1%
Policy based lending/Budget support to the Government	0.0%	10.0%	22.2%	14.7%	7.1%	14.3%	7.1%	12.5%	23.5%	17.1%	13.3%	13.0%	0.0%	11.1%	6.7%	25.0%	18.2%
Analytical work	0.0%	30.0%	22.2%	17.6%	35.7%	28.6%	35.7%	37.5%	23.5%	17.1%	20.0%	13.0%	80.0%	33.3%	20.0%	20.0%	27.3%
Technical assistance	0.0%	10.0%	22.2%	17.6%	7.1%	0.0%	14.3%	20.8%	11.8%	19.5%	33.3%	43.5%	0.0%	11.1%	20.0%	15.0%	18.2%
Trust Fund management	0.0%	0.0%	11.1%	0.0%	0.0%	0.0%	0.0%	16.7%	5.9%	7.3%	0.0%	17.4%	0.0%	22.2%	20.0%	15.0%	0.0%
Co-financing arrangements	40.0%	10.0%	11.1%	20.6%	14.3%	0.0%	0.0%	0.0%	5.9%	7.3%	13.3%	4.3%	0.0%	11.1%	13.3%	10.0%	27.3%
Sector-wide approaches	60.0%	20.0%	44.4%	20.6%	14.3%	28.6%	21.4%	4.2%	5.9%	14.6%	6.7%	8.7%	0.0%	0.0%	6.7%	10.0%	9.1%
Emergency recovery lending	0.0%	20.0%	11.1%	17.6%	35.7%	14.3%	21.4%	20.8%	29.4%	29.3%	20.0%	13.0%	0.0%	22.2%	33.3%	25.0%	18.2%
Other	0.0%	0.0%	0.0%	5.9%	0.0%	0.0%	0.0%	8.3%	5.9%	0.0%	0.0%	4.3%	0.0%	0.0%	6.7%	0.0%	9.1%
Don't know	0.0%	20.0%	0.0%	2.9%	0.0%	14.3%	14.3%	12.5%	5.9%	14.6%	13.3%	4.3%	20.0%	11.1%	13.3%	20.0%	0.0%

B. Overall Attitudes toward the World Bank (continued)

Which World Bank instruments do you believe are LEAST effective in helping to reduce poverty in CAR? (Choose no more than TWO)

Percentage of Respondents (Responses Combined)	Office of President/ Prime Minister	Office of Minister	Office of Parliamen- tarian	Employee of a Ministry	Consultant on Bank project/PMU	Local Government	Bi- or Multi- lateral Agency	Private/ Financial Sector	Private Found.	Local NGO/ CBO	Inter- nation- al NGO	Media	Ind. Govt. Inst.	Trade Union	Faith- Based Group	Academia	Other
Investment lending	0.0%	0.0%	25.0%	11.8%	7.1%	12.5%	0.0%	30.4%	11.8%	17.1%	13.3%	16.7%	0.0%	11.1%	26.7%	30.0%	45.5%
Capacity development	20.0%	30.0%	0.0%	23.5%	28.6%	25.0%	20.0%	21.7%	17.6%	12.2%	26.7%	12.5%	40.0%	0.0%	20.0%	15.0%	27.3%
Policy based lending/Budget support to the Government	0.0%	20.0%	12.5%	23.5%	21.4%	0.0%	6.7%	13.0%	17.6%	22.0%	20.0%	20.8%	0.0%	33.3%	26.7%	15.0%	18.2%
Analytical work	0.0%	0.0%	0.0%	23.5%	0.0%	37.5%	6.7%	17.4%	17.6%	14.6%	6.7%	12.5%	0.0%	22.2%	6.7%	5.0%	9.1%
Technical assistance	0.0%	0.0%	0.0%	11.8%	21.4%	12.5%	6.7%	17.4%	5.9%	29.3%	26.7%	16.7%	0.0%	44.4%	20.0%	20.0%	0.0%
Trust Fund management	20.0%	30.0%	0.0%	14.7%	21.4%	0.0%	20.0%	13.0%	17.6%	17.1%	6.7%	8.3%	60.0%	11.1%	20.0%	15.0%	27.3%
Co-financing arrangements	0.0%	10.0%	0.0%	5.9%	7.1%	0.0%	6.7%	4.3%	11.8%	17.1%	20.0%	12.5%	0.0%	44.4%	13.3%	10.0%	18.2%
Sector-wide approaches	0.0%	20.0%	25.0%	8.8%	14.3%	0.0%	0.0%	34.8%	11.8%	14.6%	6.7%	33.3%	0.0%	0.0%	13.3%	20.0%	18.2%
Emergency recovery lending	0.0%	0.0%	12.5%	17.6%	21.4%	12.5%	20.0%	26.1%	23.5%	26.8%	20.0%	37.5%	40.0%	22.2%	13.3%	25.0%	9.1%
Other	0.0%	0.0%	0.0%	0.0%	7.1%	0.0%	0.0%	4.3%	5.9%	2.4%	0.0%	4.2%	0.0%	0.0%	6.7%	5.0%	9.1%
Don't know	80.0%	50.0%	62.5%	29.4%	28.6%	50.0%	60.0%	8.7%	35.3%	22.0%	20.0%	16.7%	40.0%	11.1%	20.0%	25.0%	9.1%

To what extent do you believe... (1-To no degree at all, 10-To a very significant degree)

Overall Attitudes toward the World Bank																																																			
			stakeholders																																																
	Office of the President/ Prime Minister			Office of Minister			Office of Parliamentarian			Employee of a Ministry			Consultant on Bank Project/PMU			Local Government			Bilateral or Multilateral Agency			Private/Financial Sector			Private Foundation			Local NGO/CBO			International NGO			Media			Independent Government Institution			Trade Union			Faith-Based Group			Academia			Other		
	N	Mean	SD	N	Mean	SD	N	Mean	SD	N	Mean	SD	N	Mean	SD	N	Mean	SD	N	Mean	SD	N	Mean	SD	N	Mean	SD	N	Mean	SD	N	Mean	SD	N	Mean	SD	N	Mean	SD	N	Mean	SD	N	Mean	SD	N	Mean	SD			
The World Bank SHOULD seek to influence the global development agenda, on a ten point scale?	5	7.00	3.32	9	7.11	2.57	7	5.29	2.69	28	7.07	2.73	12	6.75	3.25	8	6.50	2.45	11	6.09	2.43	22	6.05	3.18	13	5.85	2.79	37	6.16	2.89	11	6.00	3.07	15	5.93	3.22	8	8.33	2.66	8	5.38	2.97	14	5.14	3.55	15	6.00	3.63	8	4.00	2.62
The World Bank DOES seek to influence the global development agenda, on a ten point scale?	5	5.40	.55	9	5.22	.97	7	3.57	1.81	29	6.07	2.81	11	6.27	2.28	8	4.63	1.69	13	5.54	1.81	23	5.43	2.92	14	5.93	2.27	39	6.05	2.71	10	6.10	3.11	14	5.57	2.14	5	6.20	.45	8	5.63	1.19	14	4.57	3.11	17	6.12	3.16	8	3.25	1.91

In addition to the regular relations with the national government as its main interlocutor, which TWO of the following groups should the World Bank collaborate with more in your country to ensure better development results there? (Choose no more than TWO)?

Percentage of Respondents (Responses Combined)	Office of President/ Prime Minister	Office of Minister	Office of Parliamen- tarian	Employee of a Ministry	Consultant on Bank project/PMU	Local Government	Bi- or Multi- lateral Agency	Private/ Financial Sector	Private Found.	Local NGO/ CBO	Inter- nation- al NGO	Media	Ind. Govt. Inst.	Trade Union	Faith- Based Group	Academia	Other
NGOs	0.0%	60.0%	44.4%	44.4%	35.7%	37.5%	43.8%	30.4%	56.3%	72.1%	60.0%	64.0%	16.7%	44.4%	33.3%	40.0%	63.6%
Local government	0.0%	0.0%	11.1%	2.8%	7.1%	25.0%	18.8%	17.4%	18.8%	7.0%	13.3%	8.0%	16.7%	33.3%	0.0%	10.0%	9.1%
Beneficiaries	40.0%	10.0%	11.1%	30.6%	42.9%	12.5%	25.0%	17.4%	0.0%	14.0%	40.0%	8.0%	16.7%	0.0%	40.0%	10.0%	27.3%
Private sector	40.0%	0.0%	22.2%	25.0%	0.0%	12.5%	25.0%	30.4%	18.8%	20.9%	6.7%	8.0%	0.0%	11.1%	13.3%	30.0%	27.3%
Community-based organizations (CBOs)	0.0%	50.0%	22.2%	27.8%	42.9%	25.0%	12.5%	17.4%	31.3%	14.0%	20.0%	20.0%	50.0%	0.0%	6.7%	25.0%	9.1%
Donor community	0.0%	0.0%	0.0%	5.6%	7.1%	0.0%	12.5%	4.3%	0.0%	4.7%	0.0%	4.0%	16.7%	0.0%	6.7%	5.0%	27.3%
Foundations	40.0%	20.0%	0.0%	11.1%	21.4%	25.0%	0.0%	8.7%	6.3%	9.3%	20.0%	4.0%	16.7%	22.2%	13.3%	0.0%	0.0%
Academia/think tanks/research institutes	60.0%	30.0%	11.1%	11.1%	14.3%	25.0%	12.5%	17.4%	6.3%	4.7%	0.0%	20.0%	16.7%	44.4%	6.7%	35.0%	0.0%
Parliament	0.0%	0.0%	33.3%	0.0%	0.0%	0.0%	0.0%	13.0%	0.0%	0.0%	0.0%	4.0%	16.7%	0.0%	13.3%	5.0%	0.0%
Media	0.0%	0.0%	11.1%	2.8%	14.3%	0.0%	6.3%	8.7%	6.3%	11.6%	0.0%	20.0%	16.7%	11.1%	6.7%	15.0%	0.0%
Faith-based organizations	20.0%	20.0%	11.1%	5.6%	7.1%	25.0%	6.3%	13.0%	25.0%	18.6%	6.7%	12.0%	0.0%	11.1%	40.0%	15.0%	0.0%
UN and regional peace-keeping forces	0.0%	0.0%	11.1%	2.8%	7.1%	0.0%	0.0%	4.3%	0.0%	7.0%	0.0%	0.0%	16.7%	0.0%	0.0%	5.0%	0.0%
Emerging donors	0.0%	0.0%	11.1%	8.3%	0.0%	0.0%	12.5%	4.3%	12.5%	4.7%	6.7%	0.0%	0.0%	0.0%	0.0%	0.0%	0.0%
UN agencies	0.0%	10.0%	0.0%	11.1%	0.0%	12.5%	25.0%	4.3%	0.0%	4.7%	26.7%	24.0%	0.0%	11.1%	13.3%	0.0%	18.2%
Regional organizations	0.0%	0.0%	0.0%	11.1%	0.0%	0.0%	0.0%	8.7%	18.8%	2.3%	0.0%	4.0%	0.0%	11.1%	0.0%	5.0%	0.0%
Other	0.0%	0.0%	0.0%	0.0%	0.0%	0.0%	0.0%	0.0%	0.0%	4.7%	0.0%	0.0%	0.0%	0.0%	6.7%	0.0%	9.1%

B. Overall Attitudes toward the World Bank (continued)

To what extent do you agree with the following statements about the World Bank's work in CAR, on a ten point scale? (1-Strongly disagree, 10-Strongly agree)

	Overall Attitudes toward the World Bank																																																		
	stakeholders																																																		
	Office of the President/ Prime Minister			Office of Minister			Office of Parliamentarian			Employee of a Ministry			Consultant on Bank Project/PMU			Local Government			Bilateral or Multilateral Agency			Private/Financial Sector			Private Foundation			Local NGO/CBO			International NGO			Media			Independent Government institution			Trade Union			Faith-Based Group			Academia			Other		
N	Mean	SD	N	Mean	SD	N	Mean	SD	N	Mean	SD	N	Mean	SD	N	Mean	SD	N	Mean	SD	N	Mean	SD	N	Mean	SD	N	Mean	SD	N	Mean	SD	N	Mean	SD	N	Mean	SD	N	Mean	SD	N	Mean	SD							
Overall the World Bank currently plays a relevant role in development in CAR	4	7.50	1.73	10	5.40	1.17	9	4.67	2.45	32	6.56	2.79	14	5.93	2.53	7	5.00	1.29	15	5.67	2.42	20	5.85	2.74	15	5.40	2.64	38	6.18	2.73	14	6.14	3.23	21	6.10	3.05	6	7.00	2.53	8	5.25	1.49	12	5.33	3.47	20	5.10	2.65	10	4.60	3.47
The World Bank's work is aligned with what I consider the development priorities for this country	5	6.60	2.07	8	6.13	1.13	9	4.78	2.82	33	6.64	2.63	11	6.27	2.61	8	5.25	1.04	14	4.57	1.99	20	4.80	2.48	14	6.57	2.47	39	6.08	3.20	14	5.86	3.13	21	6.33	2.96	6	7.17	1.94	7	6.71	1.11	13	5.31	2.84	20	5.40	2.89	9	3.67	3.16
The World Bank supports programs and strategies that are realistic for CAR	4	7.25	2.22	8	5.25	1.91	8	4.83	2.72	33	7.00	2.55	11	6.36	2.73	8	5.88	1.46	14	5.71	2.33	19	5.32	2.52	11	6.09	2.62	36	5.89	2.67	12	4.75	2.09	18	7.06	2.39	6	5.67	2.58	8	5.75	2.05	12	5.17	2.79	18	5.94	2.67	7	5.71	2.63
The World Bank treats clients and stakeholders in CAR with respect	3	6.67	3.06	8	6.25	1.28	8	5.00	3.16	31	6.61	2.74	9	6.67	2.29	8	5.88	2.42	13	5.77	2.49	21	5.38	2.94	14	5.64	1.91	35	5.86	2.63	10	4.50	2.32	17	6.88	2.09	6	6.33	1.97	7	5.29	2.50	9	5.22	1.92	16	6.62	2.58	6	4.50	2.88

To what extent is the World Bank an effective development partner in CAR in terms of..., on a ten point scale? (1-To no degree at all, 10-To a very significant degree)

	Overall Attitudes toward the World Bank																																																		
	stakeholders																																																		
	Office of the President/ Prime Minister			Office of Minister			Office of Parliamentarian			Employee of a Ministry			Consultant on Bank Project/PMU			Local Government			Bilateral or Multilateral Agency			Private/Financial Sector			Private Foundation			Local NGO/CBO			International NGO			Media			Independent Government Institution			Trade Union			Faith-Based Group			Academia			Other		
	N	Mean	SD	N	Mean	SD	N	Mean	SD	N	Mean	SD	N	Mean	SD	N	Mean	SD	N	Mean	SD	N	Mean	SD	N	Mean	SD	N	Mean	SD	N	Mean	SD	N	Mean	SD	N	Mean	SD	N	Mean	SD	N	Mean	SD						
Follow up and follow through*	5	8.00	2.00	9	7.00	2.40	7	5.00	3.37	28	7.25	2.15	11	7.18	2.89	7	8.14	2.12	14	6.79	2.64	19	4.89	2.88	15	6.47	2.72	37	6.30	2.87	14	4.71	2.87	20	5.75	2.88	6	7.67	2.73	9	6.89	1.05	14	5.21	2.94	18	5.33	3.07	9	6.00	2.45
Responsiveness*	2	6.00	2.83	8	6.75	1.67	6	4.00	2.97	23	6.48	2.13	10	7.00	2.45	6	6.67	1.21	15	5.67	2.29	17	4.35	2.69	14	6.43	2.34	35	6.06	2.61	12	4.08	1.62	20	4.80	2.82	5	7.40	2.30	8	5.88	1.73	11	4.27	2.61	16	4.88	2.55	7	5.71	3.45
Flexibility (in terms of the institution's products and services)	4	5.25	.98	8	6.13	1.55	8	4.88	3.09	23	6.26	2.16	9	6.33	2.29	7	6.29	1.11	13	5.92	1.75	16	4.63	2.60	12	5.67	2.58	34	5.65	2.56	11	3.91	1.30	19	4.63	2.59	6	7.17	2.79	7	5.86	2.04	10	4.30	2.21	16	4.81	2.76	6	4.17	2.71
Flexibility (in terms of changing country circumstances)	4	6.25	2.06	8	6.00	1.41	8	4.75	3.06	26	5.85	2.11	10	6.40	2.41	7	6.43	.98	14	5.36	2.44	16	4.81	2.56	14	6.00	2.35	33	5.91	2.78	11	4.27	2.24	19	4.74	2.56	5	7.40	1.34	7	5.00	1.53	11	4.45	2.77	17	5.24	2.95	7	4.29	2.63
Being inclusive	4	7.00	1.83	7	6.29	2.06	6	4.83	2.64	23	6.35	2.12	10	6.80	2.10	7	6.14	1.77	13	5.62	2.22	18	5.33	2.81	11	6.27	2.53	34	5.56	2.68	11	4.27	2.05	18	5.50	2.36	5	7.60	1.95	8	4.75	2.05	10	4.60	2.63	15	4.73	2.02	9	4.60	2.60
Openness (sharing data and other information)*	4	7.25	1.50	7	6.71	1.38	5	4.80	3.83	25	7.16	2.12	9	6.11	2.76	7	6.29	1.25	12	6.42	2.54	17	4.24	2.39	15	6.67	1.72	35	5.89	2.77	13	4.85	2.88	20	5.60	2.60	6	7.67	1.03	8	5.88	.64	9	4.56	2.19	17	5.47	3.30	9	4.44	1.74
Staff accessibility* (straightforwardness and honesty)	4	7.25	1.89	9	5.44	2.24	7	4.29	2.87	23	6.39	2.39	9	6.11	1.45	7	6.43	1.81	15	5.60	2.97	18	5.06	2.31	12	6.25	2.09	34	5.21	2.76	12	4.42	2.31	19	4.74	2.70	6	7.83	2.14	8	5.75	2.25	10	4.00	2.75	17	4.71	2.80	7	3.71	2.06
Collaboration with groups outside of the Government	4	7.00	1.41	8	6.75	1.83	9	6.11	2.89	23	7.39	1.97	10	7.30	2.11	7	6.29	1.60	12	6.50	2.43	20	5.85	2.58	13	6.00	2.16	32	6.97	2.26	9	6.67	2.78	18	6.17	2.33	5	8.40	1.14	6	5.50	2.59	9	5.78	.87	18	6.78	2.58	7	5.57	2.23
Collaboration with the Government*	4	8.00	2.16	9	6.78	2.44	7	4.86	2.61	31	6.71	2.41	10	6.40	2.17	7	6.57	1.72	14	5.86	1.96	20	5.55	2.06	14	6.00	2.00	38	6.61	2.66	13	5.85	2.82	19	5.89	2.75	5	6.80	2.77	8	6.13	2.03	11	6.45	2.30	18	6.28	2.78	7	6.00	3.06
Collaboration with other donors*	5	7.20	2.77	9	7.33	2.18	7	4.29	3.45	33	7.97	1.86	12	7.58	2.39	7	7.29	1.70	13	7.54	1.98	21	5.71	2.78	13	6.54	2.22	36	7.08	3.36	15	6.20	3.14	18	6.72	3.18	6	6.83	2.14	9	7.00	1.58	14	5.57	2.85	18	6.89	3.07	8	6.63	3.07
Collaboration with other donors*	5	7.60	2.51	8	7.50	2.07	8	4.75	3.06	30	8.23	1.85	10	7.70	2.79	7	7.71	1.80	13	7.46	2.18	18	5.61	2.28	14	7.64	2.17	30	7.63	2.25	13	6.08	3.01	17	6.59	2.40	5	8.00	1.22	8	6.63	3.02	11	6.36	2.29	14	6.14	3.08	9	6.44	2.74

*Significantly different between stakeholder groups

When World Bank assisted reform efforts fail or are slow to take place, which TWO of the following would you attribute this to? (Choose no more than THREE)

Percentage of Respondents (Responses Combined)	Office of President/Prime Minister	Office of Minister	Office of Parliamentarian	Employee of a Ministry	Consultant on Bank project/PMU	Local Government	Bi- or Multi-lateral Agency	Private/Financial Sector	Private Found.	Local NGO/CBO	International NGO	Media	Ind. Govt. Inst.	Trade Union	Faith-Based Group	Academia	Other
The World Bank works too slowly	40.0%	11.1%	33.3%	27.8%	7.7%	42.9%	18.8%	43.5%	47.1%	46.2%	40.0%	33.3%	20.0%	77.8%	28.6%	36.8%	60.0%
The Government works inefficiently	0.0%	22.2%	11.1%	25.0%	30.8%	14.3%	25.0%	21.7%	5.9%	25.6%	40.0%	37.5%	20.0%	0.0%	42.9%	36.8%	10.0%
There is not an adequate level of citizen/civil society participation	40.0%	33.3%	11.1%	38.9%	7.7%	14.3%	25.0%	13.0%	29.4%	28.2%	26.7%	12.5%	20.0%	22.2%	42.9%	10.5%	30.0%
Poor donor coordination	0.0%	0.0%	22.2%	5.6%	30.8%	14.3%	0.0%	8.7%	17.6%	10.3%	6.7%	20.8%	40.0%	0.0%	0.0%	10.5%	10.0%
The World Bank does not do adequate follow through/follow-up	40.0%	11.1%	11.1%	22.2%	7.7%	14.3%	25.0%	21.7%	17.6%	7.7%	13.3%	16.7%	0.0%	0.0%	0.0%	26.3%	10.0%
Lack of/inadequate levels of capacity in Government	0.0%	11.1%	11.1%	13.9%	15.4%	14.3%	25.0%	8.7%	5.9%	12.8%	6.7%	8.3%	0.0%	33.3%	7.1%	21.1%	0.0%
Political pressures and obstacles	0.0%	22.2%	44.4%	27.8%	23.1%	0.0%	37.5%	39.1%	23.5%	20.5%	40.0%	54.2%	0.0%	11.1%	50.0%	31.6%	40.0%
Reforms are not well thought out in light of country challenges	0.0%	11.1%	0.0%	25.0%	15.4%	28.6%	25.0%	21.7%	11.8%	20.5%	13.3%	16.7%	20.0%	0.0%	7.1%	10.5%	0.0%
Ongoing conflict and instability	20.0%	22.2%	33.3%	19.4%	46.2%	42.9%	18.8%	34.8%	17.6%	30.8%	26.7%	29.2%	0.0%	11.1%	42.9%	31.6%	40.0%
Inadequate funding	60.0%	22.2%	22.2%	19.4%	30.8%	0.0%	25.0%	17.4%	23.5%	17.9%	6.7%	8.3%	80.0%	44.4%	14.3%	21.1%	20.0%
Other	0.0%	11.1%	0.0%	2.8%	0.0%	14.3%	0.0%	4.3%	0.0%	0.0%	0.0%	0.0%	0.0%	0.0%	7.1%	0.0%	10.0%

C. World Bank Effectiveness and Results

World Bank Effectiveness and Results																																																			
	stakeholders																																																		
	Office of the President/ Prime Minister		Office of Minister		Office of Parliamentarian		Employees of a Ministry		Consultant on Bank Project/PMU		Local Government		Bilateral or Multilateral Agency		Private/Financial Sector		Private Foundation		Local NGO/CBO		International NGO		Media		Independent Government Institution		Trade Union		Faith-Based Group		Academia		Other																		
	N	Mean	SD	N	Mean	SD	N	Mean	SD	N	Mean	SD	N	Mean	SD	N	Mean	SD	N	Mean	SD	N	Mean	SD	N	Mean	SD	N	Mean	SD	N	Mean	SD	N	Mean	SD															
To what degree does the World Bank's work help achieve sustainable development results in CAR, on a ten point scale?	5	5.20	1.48	8	5.88	1.86	6	4.67	1.03	32	5.91	1.78	11	5.91	2.77	8	5.35	.89	15	5.47	2.17	17	5.53	2.35	12	5.58	1.62	34	5.88	2.27	14	5.79	2.69	21	5.76	1.87	6	5.17	2.14	9	5.33	1.00	13	5.69	2.36	16	5.56	2.28	8	5.38	2.28

(1-To no degree at all, 10-To a very significant degree)

How effective do you believe the World Bank is in terms of the work it does in the following areas of development in CAR, on a ten point scale? (1-Not effective at all, 10-Very effective)

World Bank Effectiveness and Results																																																																																																																																																																																																																																																																																																																																																																																																																																																																																																																																																																																																																																																																																																																																																																																																																																																																																																																																																																																																																																																																																
										stakeholders																																																																																																																																																																																																																																																																																																																																																																																																																																																																																																																																																																																																																																																																																																																																																																																																																																																																																																																																																																																																																																																																						
Office of the President/ Prime Minister										Office of Minister					Office of Parliamentarian					Employees of a Ministry					Consultant on Bank Project/PMU					Local Government					Bilateral or Multilateral Agency					Private/Financial Sector					Private Foundation					Local NGO/CBO					International NGO					Media					Independent Government Institution					Trade Union					Faith-Based Group					Academia					Other																																																																																																																																																																																																																																																																																																																																																																																																																																																																																																																																																																																																																																																																																																																																																																																																																																																																																																																																																																																											
N	Mean	SD	N	Mean	SD	N	Mean	SD	N	Mean	SD	N	Mean	SD	N	Mean	SD	N	Mean	SD	N	Mean	SD	N	Mean	SD	N	Mean	SD	N	Mean	SD	N	Mean	SD	N	Mean	SD	N	Mean	SD	N	Mean	SD	N	Mean	SD	N	Mean	SD	N	Mean	SD	N	Mean	SD	N	Mean	SD	N	Mean	SD	N	Mean	SD	N	Mean	SD	N	Mean	SD	N	Mean	SD	N	Mean	SD	N	Mean	SD	N	Mean	SD	N	Mean	SD	N	Mean	SD	N	Mean	SD	N	Mean	SD	N	Mean	SD	N	Mean	SD	N	Mean	SD	N	Mean	SD	N	Mean	SD	N	Mean	SD	N	Mean	SD	N	Mean	SD	N	Mean	SD	N	Mean	SD	N	Mean	SD	N	Mean	SD	N	Mean	SD	N	Mean	SD	N	Mean	SD	N	Mean	SD	N	Mean	SD	N	Mean	SD	N	Mean	SD	N	Mean	SD	N	Mean	SD	N	Mean	SD	N	Mean	SD	N	Mean	SD	N	Mean	SD	N	Mean	SD	N	Mean	SD	N	Mean	SD	N	Mean	SD	N	Mean	SD	N	Mean	SD	N	Mean	SD	N	Mean	SD	N	Mean	SD	N	Mean	SD	N	Mean	SD	N	Mean	SD	N	Mean	SD	N	Mean	SD	N	Mean	SD	N	Mean	SD	N	Mean	SD	N	Mean	SD	N	Mean	SD	N	Mean	SD	N	Mean	SD	N	Mean	SD	N	Mean	SD	N	Mean	SD	N	Mean	SD	N	Mean	SD	N	Mean	SD	N	Mean	SD	N	Mean	SD	N	Mean	SD	N	Mean	SD	N	Mean	SD	N	Mean	SD	N	Mean	SD	N	Mean	SD	N	Mean	SD	N	Mean	SD	N	Mean	SD	N	Mean	SD	N	Mean	SD	N	Mean	SD	N	Mean	SD	N	Mean	SD	N	Mean	SD	N	Mean	SD	N	Mean	SD	N	Mean	SD	N	Mean	SD	N	Mean	SD	N	Mean	SD	N	Mean	SD	N	Mean	SD	N	Mean	SD	N	Mean	SD	N	Mean	SD	N	Mean	SD	N	Mean	SD	N	Mean	SD	N	Mean	SD	N	Mean	SD	N	Mean	SD	N	Mean	SD	N	Mean	SD	N	Mean	SD	N	Mean	SD	N	Mean	SD	N	Mean	SD	N	Mean	SD	N	Mean	SD	N	Mean	SD	N	Mean	SD	N	Mean	SD	N	Mean	SD	N	Mean	SD	N	Mean	SD	N	Mean	SD	N	Mean	SD	N	Mean	SD	N	Mean	SD	N	Mean	SD	N	Mean	SD	N	Mean	SD	N	Mean	SD	N	Mean	SD	N	Mean	SD	N	Mean	SD	N	Mean	SD	N	Mean	SD	N	Mean	SD	N	Mean	SD	N	Mean	SD	N	Mean	SD	N	Mean	SD	N	Mean	SD	N	Mean	SD	N	Mean	SD	N	Mean	SD	N	Mean	SD	N	Mean	SD	N	Mean	SD	N	Mean	SD	N	Mean	SD	N	Mean	SD	N	Mean	SD	N	Mean	SD	N	Mean	SD	N	Mean	SD	N	Mean	SD	N	Mean	SD	N	Mean	SD	N	Mean	SD	N	Mean	SD	N	Mean	SD	N	Mean	SD	N	Mean	SD	N	Mean	SD	N	Mean	SD	N	Mean	SD	N	Mean	SD	N	Mean	SD	N	Mean	SD	N	Mean	SD	N	Mean	SD	N	Mean	SD	N	Mean	SD	N	Mean	SD	N	Mean	SD	N	Mean	SD	N	Mean	SD	N	Mean	SD	N	Mean	SD	N	Mean	SD	N	Mean	SD	N	Mean	SD	N	Mean	SD	N	Mean	SD	N	Mean	SD	N	Mean	SD	N	Mean	SD	N	Mean	SD	N	Mean	SD	N	Mean	SD	N	Mean	SD	N	Mean	SD	N	Mean	SD	N	Mean	SD	N	Mean	SD	N	Mean	SD	N	Mean	SD	N	Mean	SD	N	Mean	SD	N	Mean	SD	N	Mean	SD	N	Mean	SD	N	Mean	SD	N	Mean	SD	N	Mean	SD	N	Mean	SD	N	Mean	SD	N	Mean	SD	N	Mean	SD	N	Mean	SD	N	Mean	SD	N	Mean	SD	N	Mean	SD	N	Mean	SD	N	Mean	SD	N	Mean	SD	N	Mean	SD	N	Mean	SD	N	Mean	SD	N	Mean	SD	N	Mean	SD	N	Mean	SD	N	Mean	SD	N	Mean	SD	N	Mean	SD	N	Mean	SD	N	Mean	SD	N	Mean	SD	N	Mean	SD	N	Mean	SD	N	Mean	SD	N	Mean	SD	N	Mean	SD	N	Mean	SD	N	Mean	SD	N	Mean	SD	N	Mean	SD	N	Mean	SD	N	Mean	SD	N	Mean	SD	N	Mean	SD	N	Mean	SD	N	Mean	SD	N	Mean	SD	N	Mean	SD	N	Mean	SD	N	Mean	SD	N	Mean	SD	N	Mean	SD	N	Mean	SD	N	Mean	SD	N	Mean	SD	N	Mean	SD	N	Mean	SD	N	Mean	SD	N	Mean	SD	N	Mean	SD	N	Mean	SD	N	Mean	SD	N	Mean	SD	N	Mean	SD	N	Mean	SD	N	Mean	SD	N	Mean	SD	N	Mean	SD	N	Mean	SD	N	Mean	SD	N	Mean	SD	N	Mean	SD	N	Mean	SD	N	Mean	SD	N	Mean	SD	N	Mean	SD	N	Mean	SD	N	Mean	SD	N	Mean	SD	N	Mean	SD	N	Mean	SD	N	Mean	SD	N	Mean	SD	N	Mean	SD	N	Mean	SD	N	Mean	SD	N	Mean	SD	N	Mean	SD	N	Mean	SD	N	Mean	SD	N	Mean	SD	N	Mean	SD	N	Mean	SD	N	Mean	SD	N	Mean	SD	N	Mean	SD	N	Mean	SD	N	Mean	SD	N	Mean	SD	N	Mean	SD	N	Mean	SD	N	Mean	SD	N	Mean	SD	N	Mean	SD	N	Mean	SD	N	Mean	SD	N	Mean	SD	N	Mean	SD	N	Mean	SD	N	Mean	SD	N	Mean	SD	N	Mean	SD	N	Mean	SD	N	Mean	SD	N	Mean	SD	N	Mean	SD	N	Mean	SD	N	Mean	SD	N	Mean	SD	N	Mean	SD	N	Mean	SD	N	Mean	SD	N	Mean	SD	N	Mean	SD	N	Mean	SD	N	Mean	SD	N	Mean	SD	N	Mean	SD	N	Mean	SD	N	Mean	SD	N	Mean	SD	N	Mean	SD	N	Mean	SD	N	Mean	SD	N	Mean	SD	N	Mean	SD	N	Mean	SD	N	Mean	SD	N	Mean	SD	N	Mean	SD	N	Mean	SD

D. The World Bank's Knowledge

When thinking about the development challenges in CAR, where do you believe it would be most valuable for the World Bank to focus its research and knowledge efforts in the next few years? (Choose no more than THREE)

Percentage of Respondents (Responses Combined)	Office of President/ Prime Minister	Office of Minister	Office of Parliamen- tarian	Employee of a Ministry	Consultant on Bank project/PMU	Local Government	Bi- or Multi- lateral Agency	Private/ Financial Sector	Private Found.	Local NGO/ CBO	Inter- nation al NGO	Media	Ind. Govt. Inst.	Trade Union	Faith- Based Group	Academia	Other
Public sector reform	40.0%	20.0%	33.3%	9.7%	7.1%	0.0%	12.5%	4.2%	31.3%	9.8%	6.7%	4.5%	0.0%	0.0%	14.3%	10.0%	0.0%
Gender	0.0%	0.0%	0.0%	3.2%	7.1%	0.0%	6.3%	0.0%	0.0%	0.0%	0.0%	4.5%	0.0%	0.0%	0.0%	0.0%	0.0%
Social cohesion	20.0%	0.0%	0.0%	0.0%	7.1%	0.0%	6.3%	8.3%	0.0%	4.9%	0.0%	4.5%	0.0%	0.0%	0.0%	0.0%	0.0%
Education	0.0%	0.0%	11.1%	22.6%	28.6%	12.5%	18.8%	12.5%	25.0%	26.8%	33.3%	31.8%	0.0%	11.1%	14.3%	55.0%	50.0%
Domestic private sector development	0.0%	0.0%	11.1%	9.7%	0.0%	12.5%	6.3%	12.5%	6.3%	7.3%	0.0%	4.5%	0.0%	11.1%	28.6%	15.0%	10.0%
Foreign direct investment	0.0%	0.0%	11.1%	0.0%	14.3%	0.0%	0.0%	4.2%	0.0%	4.9%	0.0%	9.1%	0.0%	0.0%	0.0%	0.0%	0.0%
Water and sanitation	0.0%	20.0%	0.0%	22.6%	7.1%	37.5%	25.0%	0.0%	0.0%	7.3%	6.7%	0.0%	16.7%	22.2%	7.1%	10.0%	0.0%
Trade and exports	20.0%	0.0%	0.0%	6.5%	7.1%	0.0%	0.0%	4.2%	0.0%	9.8%	0.0%	0.0%	16.7%	11.1%	7.1%	5.0%	10.0%
Economic growth	20.0%	20.0%	11.1%	9.7%	7.1%	12.5%	6.3%	16.7%	12.5%	4.9%	6.7%	13.6%	0.0%	0.0%	7.1%	5.0%	30.0%
Energy	0.0%	20.0%	33.3%	22.6%	35.7%	50.0%	12.5%	33.3%	37.5%	29.3%	26.7%	31.8%	33.3%	66.7%	35.7%	55.0%	20.0%
Regional conflict and tensions	0.0%	0.0%	11.1%	3.2%	0.0%	0.0%	6.3%	8.3%	0.0%	0.0%	6.7%	4.5%	0.0%	0.0%	0.0%	0.0%	0.0%
Disaster management	0.0%	0.0%	0.0%	0.0%	0.0%	0.0%	0.0%	0.0%	6.3%	4.9%	0.0%	0.0%	0.0%	0.0%	0.0%	0.0%	0.0%
Monitoring and evaluation	0.0%	10.0%	0.0%	3.2%	0.0%	0.0%	0.0%	8.3%	0.0%	4.9%	6.7%	9.1%	0.0%	0.0%	7.1%	10.0%	0.0%
Governance	0.0%	0.0%	0.0%	3.2%	7.1%	0.0%	18.8%	12.5%	0.0%	0.0%	0.0%	4.5%	0.0%	0.0%	14.3%	5.0%	10.0%
Social protection	20.0%	10.0%	33.3%	0.0%	7.1%	12.5%	0.0%	0.0%	18.8%	9.8%	0.0%	4.5%	0.0%	0.0%	7.1%	10.0%	0.0%
Climate change	20.0%	10.0%	11.1%	3.2%	7.1%	12.5%	0.0%	4.2%	0.0%	0.0%	0.0%	0.0%	0.0%	0.0%	0.0%	5.0%	0.0%
Poverty reduction	0.0%	10.0%	11.1%	29.0%	14.3%	12.5%	12.5%	20.8%	12.5%	24.4%	13.3%	13.6%	16.7%	0.0%	21.4%	10.0%	10.0%
Law and justice	0.0%	20.0%	11.1%	6.5%	0.0%	0.0%	6.3%	29.2%	0.0%	4.9%	0.0%	27.3%	0.0%	22.2%	7.1%	15.0%	20.0%
Security/stabilization/reconstruction	0.0%	10.0%	11.1%	16.1%	7.1%	0.0%	6.3%	20.8%	6.3%	4.9%	13.3%	9.1%	16.7%	0.0%	14.3%	20.0%	10.0%
Anti-corruption	20.0%	10.0%	0.0%	3.2%	0.0%	0.0%	18.8%	4.2%	12.5%	12.2%	6.7%	22.7%	0.0%	0.0%	7.1%	5.0%	20.0%
Financial markets	20.0%	0.0%	0.0%	9.7%	0.0%	0.0%	0.0%	8.3%	0.0%	0.0%	6.7%	4.5%	33.3%	0.0%	0.0%	0.0%	0.0%
Equality of opportunity	0.0%	0.0%	0.0%	3.2%	0.0%	0.0%	0.0%	0.0%	0.0%	4.9%	0.0%	0.0%	0.0%	0.0%	0.0%	5.0%	10.0%
Urban development	0.0%	0.0%	22.2%	0.0%	0.0%	0.0%	0.0%	0.0%	0.0%	4.9%	0.0%	4.5%	0.0%	0.0%	0.0%	0.0%	0.0%
Crime and violence	0.0%	0.0%	11.1%	6.5%	0.0%	0.0%	6.3%	4.2%	12.5%	4.9%	6.7%	0.0%	0.0%	0.0%	0.0%	5.0%	10.0%
Regional integration	0.0%	0.0%	0.0%	3.2%	0.0%	0.0%	0.0%	0.0%	0.0%	0.0%	0.0%	18.2%	0.0%	11.1%	0.0%	0.0%	0.0%
Global information and communications technology	0.0%	0.0%	0.0%	0.0%	7.1%	12.5%	0.0%	4.2%	6.3%	2.4%	0.0%	0.0%	0.0%	0.0%	0.0%	0.0%	0.0%
Local governance and institutions	0.0%	0.0%	0.0%	3.2%	0.0%	0.0%	6.3%	0.0%	0.0%	2.4%	6.7%	4.5%	16.7%	11.1%	0.0%	0.0%	0.0%
Transport	20.0%	30.0%	11.1%	25.8%	21.4%	37.5%	43.8%	20.8%	18.8%	19.5%	33.3%	9.1%	33.3%	11.1%	28.6%	15.0%	30.0%
Agricultural development	40.0%	30.0%	33.3%	19.4%	28.6%	62.5%	18.8%	12.5%	18.8%	17.1%	33.3%	13.6%	16.7%	22.2%	21.4%	20.0%	20.0%
Natural resource management	0.0%	0.0%	0.0%	9.7%	14.3%	0.0%	6.3%	12.5%	12.5%	12.2%	13.3%	4.5%	33.3%	11.1%	7.1%	0.0%	10.0%
Public financial management	0.0%	10.0%	0.0%	3.2%	7.1%	0.0%	0.0%	0.0%	6.3%	0.0%	0.0%	18.2%	0.0%	0.0%	0.0%	0.0%	0.0%
Job creation/employment	0.0%	0.0%	0.0%	6.5%	28.6%	0.0%	12.5%	12.5%	12.5%	12.2%	20.0%	0.0%	33.3%	22.2%	21.4%	0.0%	0.0%
Health	0.0%	10.0%	0.0%	6.5%	7.1%	0.0%	18.8%	0.0%	12.5%	7.3%	26.7%	4.5%	0.0%	11.1%	0.0%	5.0%	10.0%
Rural development	0.0%	10.0%	0.0%	9.7%	7.1%	0.0%	6.3%	4.2%	6.3%	12.2%	6.7%	4.5%	0.0%	11.1%	7.1%	0.0%	0.0%
Global integration	0.0%	0.0%	0.0%	0.0%	0.0%	0.0%	0.0%	0.0%	6.3%	0.0%	0.0%	0.0%	0.0%	0.0%	7.1%	0.0%	10.0%
Food security	40.0%	20.0%	0.0%	3.2%	0.0%	25.0%	0.0%	4.2%	12.5%	9.8%	6.7%	4.5%	0.0%	11.1%	0.0%	5.0%	0.0%
Environmental sustainability	0.0%	0.0%	0.0%	6.5%	0.0%	0.0%	6.3%	4.2%	0.0%	4.9%	0.0%	4.5%	0.0%	11.1%	0.0%	5.0%	0.0%
Regulatory framework	0.0%	10.0%	0.0%	0.0%	0.0%	0.0%	0.0%	4.2%	0.0%	2.4%	0.0%	0.0%	16.7%	0.0%	7.1%	0.0%	0.0%
Basic infrastructure	20.0%	10.0%	22.2%	6.5%	14.3%	0.0%	12.5%	4.2%	6.3%	7.3%	13.3%	4.5%	0.0%	22.2%	7.1%	5.0%	10.0%
Communicable/non-communicable disease	0.0%	0.0%	0.0%	0.0%	0.0%	0.0%	0.0%	0.0%	0.0%	0.0%	0.0%	0.0%	0.0%	0.0%	0.0%	0.0%	0.0%

D. The World Bank's Knowledge (continued)

How effective do you believe the World Bank's knowledge and research are at ... in CAR? (1-Not effective at all, 10-Very effective)

The World Bank's Knowledge																																																			
	stakeholders																																																		
	Office of the President/ Prime Minister			Office of Minister			Office of Parliamentarian			Employee of a Ministry			Consultant on Bank Project/PMU			Local Government			Bilateral or Multilateral Agency			Private/Financial Sector			Private Foundation			Local NGO/CBO			International NGO			Media			Independent Government Institution			Trade Union			Faith-Based Group			Academia			Other		
	N	Mean	SD	N	Mean	SD	N	Mean	SD	N	Mean	SD	N	Mean	SD	N	Mean	SD	N	Mean	SD	N	Mean	SD	N	Mean	SD	N	Mean	SD	N	Mean	SD	N	Mean	SD	N	Mean	SD	N	Mean	SD	N	Mean	SD	N	Mean	SD			
Raising your awareness of the particular topic	5	5.80	1.10	10	5.90	2.38	6	5.83	2.32	29	5.66	2.24	9	6.56	2.07	6	5.50	1.38	12	5.17	2.29	19	4.84	2.48	13	4.54	1.81	38	4.87	2.99	10	4.80	3.20	15	4.60	2.67	6	7.33	3.08	7	5.14	1.07	11	4.27	2.15	16	3.87	2.03	7	3.86	2.67
Stimulating public debate/dialogue	3	6.67	1.15	6	5.00	2.19	6	5.33	2.16	24	5.63	2.37	9	5.89	1.83	4	4.75	1.26	10	4.70	2.11	17	4.59	2.92	11	5.00	2.05	33	5.21	2.80	12	4.42	2.87	17	5.82	3.24	5	6.60	1.52	7	5.29	2.21	9	4.11	2.37	15	4.73	3.06	7	3.71	2.36
Enhancing your knowledge and/or skills	4	5.25	1.26	8	4.87	1.55	7	5.71	1.11	26	4.85	2.51	11	6.64	1.36	5	5.60	1.14	13	4.54	2.26	19	4.95	2.82	14	5.71	1.90	36	5.44	2.78	11	4.27	2.53	16	4.56	2.34	6	5.83	2.40	6	6.00	1.55	11	5.09	3.18	17	5.35	2.62	7	4.00	2.94
Contributing to good policy making	5	5.60	1.52	8	4.88	1.89	8	5.00	.93	26	6.42	2.70	9	6.56	2.24	7	5.43	.53	13	5.54	2.22	20	5.25	3.04	12	5.75	2.09	38	5.24	2.76	10	5.48	2.17	21	6.48	3.34	5	6.60	2.30	6	4.33	2.25	12	4.08	2.43	17	4.82	3.00	8	4.00	2.67
Providing support for program implementation	4	6.00	.82	8	5.63	2.56	8	6.13	2.17	30	6.47	2.40	12	6.92	2.07	5	6.60	2.41	11	6.64	1.86	21	5.76	2.83	13	5.85	2.03	38	5.68	2.84	12	5.87	2.74	20	5.35	2.52	6	7.50	1.64	8	5.25	1.98	13	4.92	3.01	19	5.84	2.75	7	5.71	3.15

To what extent do you believe that the World Bank's knowledge and research ... in CAR? (1-To no degree at all, 10-To a very significant degree)

	The World Bank's Knowledge																																																			
	stakeholders																																																			
	Office of the President/ Prime Minister			Office of Minister			Office of Parliamentarian			Employee of a Ministry			Consultant on Bank Project/PMU			Local Government			Bilateral or Multilateral Agency			Private/financial Sector			Private Foundation			Local NGO/CBO			International NGO			Media			Independent Government Institution			Trade Union			Faith-Based Group			Academia			Other			
	N	Mean	SD	N	Mean	SD	N	Mean	SD	N	Mean	SD	N	Mean	SD	N	Mean	SD	N	Mean	SD	N	Mean	SD	N	Mean	SD	N	Mean	SD	N	Mean	SD	N	Mean	SD	N	Mean	SD	N	Mean	SD	N	Mean	SD	N	Mean	SD				
Are timely*	5	8.40	2.51	10	6.60	2.76	7	7	4.43	2.97	30	7.13	2.33	11	7.55	2.62	7	8.00	2.65	13	7.08	2.69	19	5.16	3.08	10	6.20	2.15	33	5.88	3.08	11	6.00	2.53	18	5.00	2.81	6	8.67	2.16	7	6.29	2.50	14	4.86	2.28	18	4.61	2.81	6	5.67	2.34
Include appropriate level of stakeholder involvement during preparation*	5	6.80	1.30	10	6.00	2.21	8	4.63	2.97	30	6.70	2.20	10	7.50	2.62	7	6.43	2.23	11	6.00	2.24	18	4.44	2.25	9	6.22	1.72	33	5.73	2.85	13	6.46	1.98	15	6.60	3.18	6	7.50	2.74	7	4.86	2.04	12	4.75	2.30	19	4.84	2.43	8	4.13	2.53	
Are relevant to CAR's development priorities	5	6.80	1.92	10	6.20	1.75	9	5.33	2.60	29	6.45	2.16	10	6.50	2.51	5	6.40	2.07	13	5.69	1.75	19	5.32	2.38	12	5.92	2.15	37	5.54	2.74	12	5.50	2.81	20	5.05	2.86	5	6.80	2.77	9	5.22	1.39	14	5.00	2.35	19	5.16	2.97	9	6.00	3.46	
Provide feasible recommendations	5	6.40	2.79	8	6.63	1.92	7	5.00	3.06	28	6.75	2.27	10	6.90	2.88	7	6.43	2.15	12	5.67	1.78	18	4.78	2.41	14	5.36	1.65	38	6.18	2.58	12	5.00	2.37	18	4.28	2.54	5	7.80	1.79	8	5.75	1.98	13	5.62	2.26	19	5.63	2.99	8	6.13	3.27	
Are accessible*	5	7.00	2.12	9	6.89	2.37	8	5.25	2.71	24	6.75	2.05	10	7.10	2.28	7	7.00	2.31	13	5.23	2.49	18	4.89	2.22	13	6.08	2.43	36	5.44	2.93	11	6.36	2.50	16	5.44	2.45	4	8.50	1.00	7	6.43	1.27	13	4.54	2.37	16	4.81	2.56	6	4.00	2.83	
A source of relevant information on global good practices	5	6.80	2.28	8	6.63	2.50	8	5.63	2.62	26	7.00	2.33	9	7.89	1.69	6	6.33	1.97	12	6.00	2.30	15	5.07	2.37	14	6.14	1.56	34	6.59	2.51	12	6.58	2.39	19	5.79	2.57	6	7.83	1.72	7	6.29	2.14	14	5.71	3.17	17	5.06	2.46	8	6.25	3.33	
Are adequately disseminated	4	7.75	2.63	10	6.60	3.10	8	5.38	3.16	29	6.28	2.67	10	7.00	2.83	6	7.67	2.25	13	6.38	2.69	14	4.93	2.87	13	6.23	2.17	35	5.57	3.05	11	5.45	2.02	17	6.76	3.35	5	7.80	1.92	7	5.86	1.57	13	5.92	2.99	17	4.41	2.58	6	4.33	2.50	
Are appropriately translated	5	6.20	.84	10	5.50	1.90	7	4.86	3.08	26	6.35	2.35	10	6.60	2.58	8	4.89	.99	13	5.62	1.66	17	5.35	2.76	13	5.38	2.10	29	6.03	3.21	10	5.50	2.84	19	4.47	2.70	6	7.17	2.23	8	5.00	1.85	11	4.82	2.48	16	4.94	2.43	5	5.00	2.92	
Are adaptable to CAR's development challenges	4	6.50	1.29	7	6.29	2.63	6	5.00	3.03	30	7.10	2.34	11	7.00	2.41	8	5.25	1.49	11	5.45	2.07	22	6.73	2.45	12	5.67	2.71	32	5.75	2.49	11	5.64	2.46	20	5.10	2.67	5	8.20	1.10	9	5.22	1.72	13	5.23	2.83	19	5.84	2.79	8	6.00	2.51	

*Significantly different between stakeholder groups

	The World Bank's Knowledge																																																		
	Office of the President/ Prime Minister			Office of Minister			Office of Parliamentarian			Employee of a Ministry			Consultant on Bank Project/PMU			Local Government			Bilateral or Multilateral Agency			Private/Financial Sector			stakeholders			Local NGO/CBO			International NGO			Media			Independent Government Institution			Trade Union			Faith-Based Group			Academia			Other		
	N	Mean	SD	N	Mean	SD	N	Mean	SD	N	Mean	SD	N	Mean	SD	N	Mean	SD	N	Mean	SD	N	Mean	SD	N	Mean	SD	N	Mean	SD	N	Mean	SD	N	Mean	SD	N	Mean	SD	N	Mean	SD	N	Mean	SD	N	Mean	SD			
Overall, how significant a contribution do you believe the World Bank's knowledge and research make to development results in your country, on a ten point scale?	4	6.50	1.29	10	6.80	1.55	6	7.00	2.53	32	7.09	2.48	12	6.83	2.25	8	5.50	1.07	11	6.27	1.79	22	6.45	2.39	13	6.00	1.87	31	6.26	2.21	13	6.54	2.40	18	6.17	2.73	5	8.60	1.14	8	5.63	1.51	12	5.33	2.57	20	6.05	2.48	8	6.88	2.78
Overall, how would you rate the technical quality of the World Bank's knowledge/research, on a ten point scale?	5	5.80	.45	9	5.67	.87	7	5.00	2.52	31	6.68	2.23	12	6.42	1.51	7	5.43	1.27	13	6.69	1.32	22	4.91	2.51	13	5.69	2.32	33	6.61	2.37	13	6.31	2.36	18	5.44	2.99	5	6.60	1.34	9	5.11	1.76	13	5.54	1.90	20	5.25	2.17	9	5.67	2.92
Overall, how effective is the World Bank at providing linkage to non-Bank expertise, on a ten point scale?	5	6.00	1.22	10	6.20	1.32	8	5.13	1.46	27	6.33	2.09	9	7.00	2.12	4	4.75	1.26	11	6.55	1.37	19	4.84	1.92	12	6.00	1.86	32	6.16	2.29	11	5.73	1.85	13	5.23	2.05	5	7.60	1.52	8	5.63	1.69	10	4.40	1.78	17	4.88	2.45	7	5.86	3.62

E. Working with the World Bank

To what extent do you agree/disagree with the following statements, on a ten point scale? (1-Strongly disagree, 10-Strongly agree)

	Working with the World Bank																																																																		
																	stakeholders																																																		
	Office of the President/ Prime Minister				Office of Minister			Office of Parliamentarian			Employee of a Ministry			Consultant on Bank Project/PMU			Local Government			Bilateral or Multilateral Agency			Private/Financial Sector			Private Foundation			Local NGO/CBO			International NGO			Media			Independent Government Institution			Trade Union			Faith-Based Group			Academia			Other																	
	N	Mean	SD		N	Mean	SD		N	Mean	SD		N	Mean	SD		N	Mean	SD		N	Mean	SD		N	Mean	SD		N	Mean	SD		N	Mean	SD		N	Mean	SD		N	Mean	SD		N	Mean	SD																				
The World Bank disburses funds promptly	5	8.60	1.67		9	7.11	2.67		9	5.11	3.59		31	5.35	2.76		12	8.08	2.61		7	7.57	3.15		14	5.86	3.08		21	4.71	2.65		14	5.36	3.03		37	6.05	2.91		13	3.69	2.87		22	3.27	3.30		6	8.33	2.25		8	5.63	2.97		12	3.58	2.68		18	4.94	3.04		9	3.56	2.96
The World Bank effectively monitors and evaluates the projects and programs it supports*	5	7.40	2.19		9	6.67	2.35		9	7.00	2.06		36	7.47	2.61		13	8.23	1.79		8	6.63	2.26		14	6.57	2.10		24	6.08	2.39		15	5.73	1.91		37	7.35	2.10		13	7.00	2.65		25	5.44	2.62		6	7.17	3.31		9	5.89	2.26		14	6.64	2.24		19	6.26	2.45		7	8.43	2.70
The World Bank's approvals and reviews are done in a timely fashion*	4	7.75	2.22		9	6.11	2.67		6	4.50	2.88		33	6.12	2.56		12	6.25	2.49		8	6.50	1.41		14	5.57	2.34		21	4.86	2.26		15	5.00	2.30		39	5.74	2.89		11	5.82	2.52		23	3.04	2.67		6	7.50	3.02		8	4.88	2.30		12	3.50	2.15		17	4.82	2.48		7	4.86	3.80
The World Bank's safeguard policy requirements are reasonable	4	7.00	1.63		8	5.63	1.69		7	6.14	2.61		28	6.46	2.32		13	7.38	2.33		7	6.43	2.37		14	5.71	2.46		21	6.00	2.35		14	6.07	2.09		36	7.31	2.57		13	5.54	2.82		22	5.14	3.37		6	6.83	3.54		8	6.00	2.83		11	6.09	2.70		16	5.63	2.78		8	5.88	2.30
The World Bank imposes reasonable conditions on its lending	5	6.40	2.41		9	6.78	2.17		7	5.29	2.14		33	6.88	2.52		14	7.36	2.37		8	6.13	1.36		14	6.14	2.32		23	6.48	2.39		14	6.79	2.01		36	7.44	2.17		13	5.77	3.09		22	4.82	3.38		5	8.00	2.00		7	7.14	1.21		12	6.50	2.65		17	7.41	2.65		9	6.78	4.02
Working with the World Bank increases CAR's institutional capacity	5	6.00	1.58		9	7.00	2.29		6	5.50	3.39		33	7.82	2.30		13	7.15	2.41		8	6.75	1.39		15	6.60	2.41		19	5.89	2.77		14	7.07	2.30		36	7.50	2.30		14	6.50	3.11		23	7.04	3.24		6	6.83	3.87		9	5.67	2.18		14	6.07	2.89		18	6.17	2.71		9	5.67	3.91
The World Bank ensures consistency and continuity through staff changes	4	6.25	1.50		8	7.13	1.81		7	6.43	2.99		31	7.61	2.01		11	7.27	2.57		7	6.71	1.80		12	6.50	2.47		18	6.28	1.99		12	6.25	2.45		32	6.88	2.43		11	6.82	2.75		22	6.32	3.27		6	7.83	1.72		9	6.56	2.07		13	6.38	2.60		19	6.37	2.24		8	6.13	3.31
The World Bank's teams and visits are well coordinated	5	6.20	1.64		9	7.22	2.11		6	5.83	3.25		29	7.66	1.84		11	7.18	1.66		8	6.63	1.92		14	6.93	2.43		20	6.00	2.27		16	6.00	1.75		37	7.11	2.41		11	7.45	1.63		24	6.54	3.08		6	6.83	2.79		9	6.11	1.90		12	7.00	1.41		18	6.89	2.56		8	7.75	3.15
Where country systems are adequate, the World Bank makes appropriate use of them	5	6.80	2.86		8	7.38	2.26		8	6.63	2.77		30	7.63	2.34		11	8.00	1.84		8	7.38	2.26		12	6.67	2.87		18	5.56	2.43		16	6.19	2.34		29	7.14	2.67		12	5.83	3.01		20	5.45	2.74		5	8.00	1.67		9	6.11	1.62		13	6.69	2.39		17	6.41	2.85		8	6.63	2.97
The World Bank provides effective implementation support	5	5.60	1.34		9	5.78	2.64		7	5.71	2.81		33	7.18	2.52		12	6.92	2.47		8	5.88	1.96		14	5.21	2.08		21	6.05	1.96		16	5.81	2.10		39	6.49	2.48		13	6.54	2.67		18	5.39	2.55		5	6.80	1.92		9	5.56	1.24		12	6.33	1.97		17	6.76	2.49		8	6.38	2.26

*Significantly different between stakeholder groups

	Working with the World Bank																																																		
																									stakeholders																										
	Office of the President/ Prime Minister			Office of Minister			Office of Parliamentarian			Employee of a Ministry			Consultant on Bank Project(PMU)			Local Government			Bilateral or Multilateral Agency			Private/Financial Sector			Private Foundation			Local NGO/CBO			International NGO			Media			Independent Government Institution			Trade Union			Faith-Based Group			Academia			Other		
N	Mean	SD	N	Mean	SD	N	Mean	SD	N	Mean	SD	N	Mean	SD	N	Mean	SD	N	Mean	SD	N	Mean	SD	N	Mean	SD	N	Mean	SD	N	Mean	SD	N	Mean	SD	N	Mean	SD	N	Mean	SD	N	Mean	SD	N	Mean	SD				
To what extent do you believe the World Bank is adequately staffed in CAR, on a ten point scale?	5	5.20	2.28	8	4.88	2.03	7	6.29	2.43	26	5.31	1.74	10	6.60	1.71	8	5.00	2.00	12	5.92	2.23	19	4.26	2.51	14	5.93	2.46	36	6.31	2.67	12	5.58	2.50	21	4.95	2.62	6	7.17	2.14	9	5.89	2.09	8	5.25	1.04	18	5.61	1.75	8	4.75	2.38

(1-To no degree at all, 10-To a very significant degree)

F. The Future Role of the World Bank in CAR

The Future Role of the World Bank in CAR																																																			
	stakeholders																																																		
	Office of the President/ Prime Minister			Office of Minister			Office of Parliamentarian			Employee of a Ministry			Consultant on Bank Project(PMU)			Local Government			Bilateral or Multilateral Agency			Private/Financial Sector			Private Foundation			Local NGO/CBO			International NGO			Media			Independent Government Institution			Trade Union			Faith-Based Group			Academia			Other		
	N	Mean	SD	N	Mean	SD	N	Mean	SD	N	Mean	SD	N	Mean	SD	N	Mean	SD	N	Mean	SD	N	Mean	SD	N	Mean	SD	N	Mean	SD	N	Mean	SD	N	Mean	SD	N	Mean	SD	N	Mean	SD	N	Mean	SD	N	Mean	SD			
How significant a role do you believe the World Bank SHOULD play in CAR's development over the medium term in the near future, on a ten point scale?	4	6.00	1.41	9	6.00	2.00	8	6.88	2.53	30	8.13	1.74	13	6.54	2.57	7	5.14	1.35	14	6.21	1.85	22	6.77	2.41	14	5.93	2.16	33	7.15	2.14	13	6.08	2.60	22	6.27	2.59	5	7.60	1.14	9	5.67	2.00	13	6.31	2.90	20	6.80	2.24	9	7.11	2.37

(1-Not a significant role at all, 10-Very significant role)

F. The Future Role of the World Bank in CAR (continued)

Which of the following SHOULD the World Bank do to make itself of greater value in CAR? (Choose no more than TWO)

Percentage of Respondents (Responses Combined)	Office of President/ Prime Minister	Office of Minister	Office of Parliamen- tarian	Employee of a Ministry	Consultant on Bank project/PMU	Local Government	Bi- or Multi- lateral Agency	Private/ Financial Sector	Private Found.	Local NGO/ CBO	Inter- nation- al NGO	Media	Ind. Govt. Inst.	Trade Union	Faith- Based Group	Academia	Other
Improve the quality of its experts as related to CAR's specific challenges	60.0%	40.0%	22.2%	21.9%	21.4%	12.5%	28.6%	20.8%	21.4%	28.6%	33.3%	35.0%	33.3%	44.4%	26.7%	35.0%	18.2%
Reduce the complexity of obtaining World Bank financing	0.0%	20.0%	11.1%	45.2%	21.4%	25.0%	42.9%	29.2%	42.9%	21.4%	13.3%	30.0%	16.7%	33.3%	33.3%	10.0%	36.4%
Focus primarily on advice and advocacy issues	20.0%	20.0%	33.3%	6.5%	7.1%	25.0%	7.1%	20.8%	7.1%	26.2%	20.0%	20.0%	33.3%	11.1%	20.0%	15.0%	18.2%
Improve the competitiveness of its financing compared to markets	20.0%	20.0%	0.0%	6.5%	21.4%	12.5%	21.4%	16.7%	7.1%	19.0%	40.0%	20.0%	0.0%	22.2%	6.7%	20.0%	18.2%
Ensure greater selectivity in its work	20.0%	20.0%	0.0%	6.5%	35.7%	37.5%	0.0%	25.0%	0.0%	9.5%	20.0%	5.0%	0.0%	22.2%	0.0%	15.0%	18.2%
Provide more adequate data/knowledge/statistics/figures on CAR's economy	0.0%	10.0%	22.2%	0.0%	21.4%	12.5%	14.3%	0.0%	0.0%	0.0%	0.0%	5.0%	16.7%	0.0%	6.7%	0.0%	0.0%
Offer more innovative financial products	0.0%	0.0%	11.1%	3.2%	7.1%	0.0%	35.7%	8.3%	21.4%	16.7%	6.7%	10.0%	50.0%	11.1%	0.0%	0.0%	0.0%
Offer more innovative knowledge services	40.0%	20.0%	11.1%	0.0%	0.0%	12.5%	14.3%	0.0%	7.1%	4.8%	6.7%	0.0%	0.0%	0.0%	0.0%	0.0%	0.0%
Work faster	0.0%	30.0%	22.2%	41.9%	28.6%	37.5%	0.0%	25.0%	28.6%	33.3%	20.0%	20.0%	50.0%	0.0%	60.0%	35.0%	27.3%
Increase the level of World Bank staffing in CAR's office	0.0%	0.0%	11.1%	9.7%	7.1%	12.5%	7.1%	4.2%	21.4%	7.1%	6.7%	0.0%	0.0%	22.2%	0.0%	15.0%	9.1%
Improve its coordination with other donors	40.0%	10.0%	22.2%	0.0%	7.1%	0.0%	7.1%	16.7%	14.3%	4.8%	13.3%	10.0%	0.0%	33.3%	13.3%	10.0%	18.2%
Focus more on issues that are unique to post-conflict countries	0.0%	10.0%	22.2%	58.1%	21.4%	12.5%	21.4%	33.3%	28.6%	26.2%	20.0%	35.0%	0.0%	0.0%	20.0%	40.0%	18.2%
Other	0.0%	0.0%	0.0%	0.0%	0.0%	0.0%	0.0%	0.0%	0.0%	0.0%	0.0%	10.0%	0.0%	0.0%	0.0%	5.0%	9.1%

G. Communication and Information Sharing

Where do you get most of your information about economic and social development issues in CAR? (Choose no more than TWO)

Percentage of Respondents (Responses Combined)	Office of President/ Prime Minister	Office of Minister	Office of Parliamen- tarian	Employee of a Ministry	Consultant on Bank project/PMU	Local Government	Bi- or Multi- lateral Agency	Private/ Financial Sector	Private Found.	Local NGO/ CBO	Inter- nation- al NGO	Media	Ind. Govt. Inst.	Trade Union	Faith- Based Group	Academia	Other
Local newspapers	80.0%	55.6%	55.6%	30.3%	42.9%	75.0%	50.0%	41.7%	66.7%	61.9%	50.0%	70.8%	83.3%	75.0%	60.0%	55.0%	50.0%
International newspapers	0.0%	22.2%	0.0%	18.2%	7.1%	12.5%	6.3%	4.2%	6.7%	9.5%	21.4%	8.3%	0.0%	12.5%	13.3%	0.0%	10.0%
Local radio	40.0%	33.3%	66.7%	24.2%	42.9%	50.0%	37.5%	50.0%	60.0%	47.6%	28.6%	41.7%	50.0%	0.0%	66.7%	60.0%	40.0%
International radio	0.0%	55.6%	22.2%	42.4%	28.6%	12.5%	37.5%	25.0%	13.3%	11.9%	35.7%	25.0%	0.0%	50.0%	0.0%	30.0%	20.0%
Local television	20.0%	22.2%	11.1%	15.2%	7.1%	0.0%	12.5%	33.3%	40.0%	21.4%	0.0%	12.5%	50.0%	50.0%	6.7%	0.0%	0.0%
International television	0.0%	0.0%	22.2%	12.1%	28.6%	0.0%	12.5%	8.3%	0.0%	14.3%	7.1%	0.0%	0.0%	0.0%	20.0%	5.0%	20.0%
Periodicals	0.0%	0.0%	0.0%	0.0%	7.1%	12.5%	0.0%	8.3%	0.0%	0.0%	7.1%	8.3%	0.0%	0.0%	13.3%	15.0%	20.0%
Internet	0.0%	11.1%	11.1%	39.4%	21.4%	12.5%	18.8%	29.2%	6.7%	23.8%	50.0%	29.2%	0.0%	0.0%	6.7%	15.0%	20.0%
Blogs	0.0%	0.0%	0.0%	0.0%	0.0%	0.0%	0.0%	0.0%	0.0%	2.4%	0.0%	0.0%	0.0%	0.0%	0.0%	0.0%	10.0%
Mobile phones	0.0%	0.0%	0.0%	3.0%	0.0%	0.0%	0.0%	0.0%	0.0%	0.0%	0.0%	4.2%	0.0%	12.5%	0.0%	5.0%	0.0%
Instant messaging	0.0%	0.0%	0.0%	0.0%	0.0%	0.0%	0.0%	0.0%	0.0%	2.4%	0.0%	0.0%	0.0%	0.0%	13.3%	0.0%	0.0%
Other	0.0%	0.0%	0.0%	0.0%	0.0%	0.0%	6.3%	0.0%	0.0%	0.0%	0.0%	0.0%	0.0%	0.0%	0.0%	10.0%	10.0%

G. Communication and Information Sharing (continued)

How would you prefer to receive information from the World Bank? (Choose no more than TWO)

Percentage of Respondents (Responses Combined)	Office of President/ Prime Minister	Office of Minister	Office of Parliamen- tarian	Employee of a Ministry	Consultant on Bank project/PMU	Local Government	Bi- or Multi- lateral Agency	Private/ Financial Sector	Private Found.	Local NGO/ CBO	Inter- nation al NGO	Media	Ind. Govt. Inst.	Trade Union	Faith- Based Group	Academia	Other
World Bank website	0.0%	12.5%	22.2%	25.0%	42.9%	25.0%	40.0%	31.8%	12.5%	17.9%	50.0%	45.8%	20.0%	14.3%	14.3%	5.6%	62.5%
Direct contact with World Bank	20.0%	12.5%	33.3%	30.6%	0.0%	25.0%	33.3%	9.1%	37.5%	25.6%	21.4%	16.7%	0.0%	0.0%	21.4%	44.4%	0.0%
e-Newsletters	40.0%	12.5%	22.2%	19.4%	7.1%	25.0%	13.3%	13.6%	12.5%	7.7%	21.4%	8.3%	0.0%	14.3%	7.1%	0.0%	0.0%
Instant messaging	0.0%	25.0%	0.0%	2.8%	0.0%	12.5%	0.0%	13.6%	12.5%	7.7%	0.0%	4.2%	0.0%	0.0%	21.4%	0.0%	12.5%
World Bank seminars/workshops/ conferences	20.0%	25.0%	44.4%	47.2%	42.9%	0.0%	26.7%	22.7%	50.0%	41.0%	50.0%	45.8%	0.0%	42.9%	64.3%	50.0%	0.0%
World Bank publications and other written materials	0.0%	0.0%	11.1%	33.3%	28.6%	12.5%	40.0%	63.6%	12.5%	33.3%	35.7%	16.7%	40.0%	57.1%	57.1%	38.9%	75.0%
Mobile phones	80.0%	62.5%	33.3%	13.9%	50.0%	87.5%	20.0%	22.7%	31.3%	28.2%	7.1%	25.0%	60.0%	42.9%	14.3%	27.8%	12.5%
Social media	0.0%	0.0%	0.0%	8.3%	0.0%	0.0%	0.0%	9.1%	6.3%	10.3%	7.1%	8.3%	0.0%	0.0%	0.0%	5.6%	0.0%
Blogs	0.0%	12.5%	0.0%	2.8%	0.0%	0.0%	0.0%	0.0%	0.0%	2.6%	0.0%	0.0%	0.0%	0.0%	0.0%	0.0%	12.5%
Other	0.0%	0.0%	0.0%	0.0%	0.0%	0.0%	0.0%	4.5%	6.3%	5.1%	7.1%	16.7%	0.0%	0.0%	0.0%	22.2%	12.5%

Are you aware of the World Bank's Access to Information Policy under which the Bank will now disclose any information in its possession that is not a list of exceptions?

Percentage of Respondents	Office of President/ Prime Minister	Office of Minister	Office of Parliamen- tarian	Employee of a Ministry	Consultant on Bank project/PMU	Local Government	Bi- or Multi- lateral Agency	Private/ Financial Sector	Private Found.	Local NGO/ CBO	Inter- nation al NGO	Media	Ind. Govt. Inst.	Trade Union	Faith- Based Group	Academia	Other
Yes	20.0%	25.0%	42.9%	53.3%	41.7%	75.0%	40.0%	42.9%	66.7%	38.9%	61.5%	41.2%	33.3%	85.7%	28.6%	66.7%	42.9%
No	80.0%	75.0%	57.1%	46.7%	58.3%	25.0%	60.0%	57.1%	33.3%	61.1%	38.5%	58.8%	66.7%	14.3%	71.4%	33.3%	57.1%

Have you requested information from the World Bank on its activities in the past year?

Percentage of Respondents	Office of President/ Prime Minister	Office of Minister	Office of Parliamen- tarian	Employee of a Ministry	Consultant on Bank project/PMU	Local Government	Bi- or Multi- lateral Agency	Private/ Financial Sector	Private Found.	Local NGO/ CBO	Inter- nation al NGO	Media	Ind. Govt. Inst.	Trade Union	Faith- Based Group	Academia	Other
Yes	0.0%	12.5%	28.6%	15.6%	20.0%	0.0%	21.4%	26.7%	6.7%	5.6%	7.7%	16.7%	0.0%	25.0%	0.0%	0.0%	12.5%
No	100.0%	87.5%	71.4%	84.4%	80.0%	100.0%	78.6%	73.3%	93.3%	94.4%	92.3%	83.3%	100%	75.0%	100%	100.0%	87.5%

Were you able to obtain this information?

Percentage of Respondents	Office of President/ Prime Minister	Office of Minister	Office of Parliamen- tarian	Employee of a Ministry	Consultant on Bank project/PMU	Local Government	Bi- or Multi- lateral Agency	Private/ Financial Sector	Private Found.	Local NGO/ CBO	Inter- nation al NGO	Media	Ind. Govt. Inst.	Trade Union	Faith- Based Group	Academia	Other
Yes	0.0%	100.0%	50.0%	55.6%	50.0%	-	40.0%	33.3%	0.0%	20.0%	100.0%	70.0%	-	50.0%	20.0%	0.0%	0.0%
No	100.0%	0.0%	50.0%	44.4%	50.0%	-	60.0%	66.7%	100%	80.0%	0.0%	30.0%	-	50.0%	80.0%	100.0%	100%

Do you have access to the Internet?

Percentage of Respondents	Office of President/ Prime Minister	Office of Minister	Office of Parliamen- tarian	Employee of a Ministry	Consultant on Bank project/PMU	Local Government	Bi- or Multi- lateral Agency	Private/ Financial Sector	Private Found.	Local NGO/ CBO	Inter- nation al NGO	Media	Ind. Govt. Inst.	Trade Union	Faith- Based Group	Academia	Other
Yes	40.0%	25.0%	42.9%	67.7%	54.5%	25.0%	53.3%	47.6%	33.3%	56.1%	69.2%	47.8%	66.7%	75.0%	58.3%	55.6%	60.0%
No	60.0%	75.0%	57.1%	32.3%	45.5%	75.0%	46.7%	52.4%	66.7%	43.9%	30.8%	52.2%	33.3%	25.0%	41.7%	44.4%	40.0%

G. Communication and Information Sharing (continued)

Do you use/have used the World Bank website?

Percentage of Respondents	Office of President/ Prime Minister	Office of Minister	Office of Parliamentarian	Employee of a Ministry	Consultant on Bank project/PMU	Local Government	Bi- or Multi-lateral Agency	Private/ Financial Sector	Private Found.	Local NGO/ CBO	International NGO	Media	Ind. Govt. Inst.	Trade Union	Faith-Based Group	Academia	Other
Yes	40.0%	25.0%	33.3%	30.3%	41.7%	12.5%	35.7%	25.0%	40.0%	21.4%	15.4%	21.7%	33.3%	62.5%	18.2%	31.3%	0.0%
No	60.0%	75.0%	66.7%	69.7%	58.3%	87.5%	64.3%	75.0%	60.0%	78.6%	84.6%	78.3%	66.7%	37.5%	81.8%	68.8%	100%

Which do you primarily use?*

Percentage of Respondents	Office of President/ Prime Minister	Office of Minister	Office of Parliamentarian	Employee of a Ministry	Consultant on Bank project/PMU	Local Government	Bi- or Multi-lateral Agency	Private/ Financial Sector	Private Found.	Local NGO/ CBO	International NGO	Media	Ind. Govt. Inst.	Trade Union	Faith-Based Group	Academia	Other
The World Bank's country website (www.worldbank.org/car)	-	100.0%	100.0%	30.0%	0.0%	100.0%	0.0%	14.3%	-	83.3%	50.0%	70.0%	-	0.0%	100%	66.7%	50.0%
The World Bank's main website (www.worldbank.org)	-	0.0%	0.0%	70.0%	100.0%	0.0%	100.0%	85.7%	-	16.7%	50.0%	30.0%	-	100%	0.0%	33.3%	50.0%

*Significantly different between stakeholder groups

Please rate how much you agree with the following statements, on a ten point scale. (1-Strongly disagree, 10-Strongly agree)

	Communication and Outreach																																																		
	stakeholders																																																		
	Office of the President/ Prime Minister		Office of Minister		Office of Parliamentarian		Employee of a Ministry		Consultant on Bank Project/PMU		Local Government		Bilateral or Multilateral Agency		Private/Financial Sector		Private Foundation		Local NGO/CBO		International NGO		Media		Independent Government Institution		Trade Union		Faith-Based Group		Academia		Other																		
	N	Mean	SD	N	Mean	SD	N	Mean	SD	N	Mean	SD	N	Mean	SD	N	Mean	SD	N	Mean	SD	N	Mean	SD	N	Mean	SD	N	Mean	SD	N	Mean	SD	N	Mean	SD															
I use more data from the World Bank as a result of the organization's Open Data policy	3	4.33	2.89	5	4.20	1.92	6	3.50	1.97	19	5.26	3.28	8	5.38	3.07	5	3.00	2.35	8	3.63	2.56	15	3.47	2.56	11	4.55	2.73	25	4.72	2.59	12	5.08	2.87	20	5.55	3.79	4	6.00	2.94	7	3.43	2.67	8	2.88	2.75	14	4.67	2.37	5	4.60	3.58
I find the World Bank websites easy to navigate	3	4.67	3.51	2	5.50	2.12	5	6.20	3.49	12	5.50	2.78	8	6.75	3.01	3	2.33	2.31	8	4.38	2.56	12	4.08	3.00	7	6.43	2.64	16	6.38	1.89	6	6.17	2.14	14	3.57	3.25	4	4.25	4.27	3	6.33	1.53	4	3.25	2.63	7	4.29	2.93	2	6.00	4.24
I find the information on the World Bank's websites useful	3	4.33	3.51	2	6.50	2.12	4	6.00	3.16	14	7.14	2.77	8	5.63	2.62	3	2.67	2.08	8	5.25	2.43	10	4.60	3.06	4	7.00	2.16	16	6.63	2.28	6	5.83	2.56	14	5.43	4.13	3	6.00	3.61	4	4.25	2.22	4	3.75	3.20	8	6.13	3.23	3	7.33	3.79
When I need information from the World Bank I know how to find it	3	4.33	1.15	7	4.86	2.04	4	6.25	2.50	17	6.82	2.38	7	7.86	1.57	5	4.00	2.45	12	4.33	2.57	9	4.89	2.98	11	6.18	1.99	18	5.56	2.91	9	5.67	2.65	10	5.80	3.77	3	7.33	2.52	4	4.50	2.89	5	3.40	2.30	9	4.67	3.61	3	4.33	4.04
The World Bank is responsive to my information requests and inquiries	4	4.50	1.73	6	4.67	1.37	5	4.20	1.10	18	6.11	2.35	7	6.71	2.75	4	2.50	1.91	11	3.64	2.20	10	3.90	2.73	12	4.75	1.91	24	4.38	2.72	6	4.50	3.39	11	5.82	3.52	4	6.75	1.71	5	3.80	1.48	9	3.44	2.79	12	4.00	3.33	4	4.25	1.71

H. Background Information

Currently, do you professionally collaborate/work with the World Bank in your country?

Percentage of Respondents (Responses Combined)	Office of President/ Prime Minister	Office of Minister	Office of Parliamentarian	Employee of a Ministry	Consultant on Bank project/PMU	Local Government	Bi- or Multi-lateral Agency	Private/ Financial Sector	Private Found.	Local NGO/ CBO	International NGO	Media	Ind. Govt. Inst.	Trade Union	Faith-Based Group	Academia	Other
Yes	80.0%	80.0%	55.6%	53.1%	66.7%	62.5%	53.3%	28.6%	25.0%	23.1%	33.3%	31.8%	50.0%	62.5%	30.8%	11.1%	30.0%
No	20.0%	20.0%	44.4%	46.9%	33.3%	37.5%	46.7%	71.4%	75.0%	76.9%	66.7%	68.2%	50.0%	37.5%	69.2%	88.9%	70.0%

Which of the following describes most of your exposure to the World Bank in CAR? (Choose no more than TWO)

Percentage of Respondents (Responses Combined)	Office of President/ Prime Minister	Office of Minister	Office of Parliamentarian	Employee of a Ministry	Consultant on Bank project/PMU	Local Government	Bi- or Multi-lateral Agency	Private/ Financial Sector	Private Found.	Local NGO/ CBO	International NGO	Media	Ind. Govt. Inst.	Trade Union	Faith-Based Group	Academia	Other
Observer	50.0%	40.0%	57.1%	31.3%	36.4%	50.0%	21.4%	28.6%	50.0%	62.5%	27.3%	60.0%	66.7%	33.3%	70.0%	86.7%	100%
Use World Bank reports/data	50.0%	70.0%	0.0%	31.3%	36.4%	33.3%	50.0%	21.4%	50.0%	20.8%	45.5%	30.0%	0.0%	33.3%	30.0%	6.7%	16.7%
Engage in World Bank related/sponsored events/activities	0.0%	20.0%	57.1%	28.1%	36.4%	16.7%	28.6%	14.3%	12.5%	29.2%	36.4%	15.0%	0.0%	0.0%	40.0%	26.7%	0.0%
Collaborate as part of my professional duties	25.0%	30.0%	14.3%	40.6%	45.5%	16.7%	28.6%	50.0%	50.0%	62.5%	36.4%	45.0%	33.3%	66.7%	20.0%	40.0%	33.3%
Use World Bank website for information, data, research, etc.	25.0%	20.0%	28.6%	9.4%	9.1%	16.7%	14.3%	42.9%	12.5%	8.3%	9.1%	20.0%	33.3%	16.7%	0.0%	13.3%	16.7%

Appendix C: Responses to All Questions by Geographic Location

A. General Issues facing CAR

In general, would you say that CAR is headed in...?

Percentage of Respondents	Bangui	Other Areas
The right direction	42.3%	32.4%
The wrong direction	27.9%	35.1%
Not sure	29.8%	32.4%

Listed below are a number of development priorities in CAR. Please identify which of these you consider the 1st, 2nd, and 3rd most important development priority.

1 st Most Important		
Percentage of Respondents	Bangui	Other Areas
Rural development	11.2%	11.9%
Education	19.8%	21.4%
Social protection	2.1%	2.4%
Transport	20.3%	16.7%
Security/stabilization/reconstruction	7.5%	11.9%
Poverty reduction	7.5%	4.8%
Public sector reform	1.6%	0.0%
Regional integration	1.1%	0.0%
Gender	0.5%	0.0%
Domestic private sector development	2.7%	2.4%
Foreign direct investment	1.1%	2.4%
Water and sanitation	3.2%	2.4%
Energy	5.9%	9.5%
Regional conflict and tensions	1.1%	4.8%
Monitoring and evaluation	0.0%	0.0%
Public financial management	0.5%	0.0%
Job creation/employment	1.6%	0.0%
Governance	0.0%	0.0%
Financial markets	0.0%	0.0%
Urban development	0.0%	0.0%
Environmental sustainability	0.0%	0.0%
Equality of opportunity	0.0%	0.0%
Health	3.7%	0.0%
Global integration	0.0%	0.0%
Food security	0.5%	0.0%
Social cohesion	0.5%	0.0%
Climate change	0.0%	0.0%
Agricultural development	3.2%	2.4%
Trade and exports	1.1%	2.4%
Crime and violence	0.0%	0.0%
Economic growth	0.5%	2.4%
Law and justice	0.0%	0.0%
Regulatory framework	0.0%	0.0%
Communicable/non-communicable disease	0.0%	0.0%
Basic infrastructure	0.5%	0.0%
Local governance and institutions	0.0%	2.4%
Natural resource management	1.1%	0.0%
Anti-corruption	0.5%	0.0%
Disaster management	0.0%	0.0%
Global information and communications technology	0.5%	0.0%

A. General Issues facing CAR (continued)

Listed below are a number of development priorities in CAR. Please identify which of these you consider the 1st, 2nd, and 3rd most important development priority.

2nd Most Important		
Percentage of Respondents	Bangui	Other Areas
Rural development	10.1%	2.6%
Education	8.5%	15.4%
Social protection	1.6%	0.0%
Transport	5.8%	7.7%
Security/stabilization/reconstruction	6.3%	2.6%
Poverty reduction	2.1%	0.0%
Public sector reform	0.5%	2.6%
Regional integration	1.1%	0.0%
Gender	1.6%	2.6%
Domestic private sector development	3.2%	5.1%
Foreign direct investment	1.6%	2.6%
Water and sanitation	7.9%	5.1%
Energy	14.8%	10.3%
Regional conflict and tensions	3.2%	2.6%
Monitoring and evaluation	0.0%	0.0%
Public financial management	0.5%	0.0%
Job creation/employment	4.2%	0.0%
Governance	0.5%	0.0%
Financial markets	0.5%	0.0%
Urban development	1.1%	0.0%
Environmental sustainability	0.5%	2.6%
Equality of opportunity	1.6%	2.6%
Health	6.3%	5.1%
Global integration	0.0%	0.0%
Food security	1.6%	7.7%
Social cohesion	0.0%	0.0%
Climate change	0.0%	0.0%
Agricultural development	4.8%	5.1%
Trade and exports	1.1%	0.0%
Crime and violence	0.0%	0.0%
Economic growth	3.2%	2.6%
Law and justice	0.0%	5.1%
Regulatory framework	0.0%	0.0%
Communicable/non-communicable disease	0.0%	0.0%
Basic infrastructure	2.1%	2.6%
Local governance and institutions	0.5%	0.0%
Natural resource management	3.2%	0.0%
Anti-corruption	0.0%	2.6%
Disaster management	0.0%	0.0%
Global information and communications technology	0.0%	5.1%

A. General Issues facing CAR (continued)

Listed below are a number of development priorities in CAR. Please identify which of these you consider the 1st, 2nd, and 3rd most important development priority.

3rd Most Important		
Percentage of Respondents	Bangui	Other Areas
Rural development	5.3%	4.7%
Education	3.7%	0.0%
Social protection	1.1%	0.0%
Transport	7.5%	2.3%
Security/stabilization/reconstruction	5.3%	4.7%
Poverty reduction	4.3%	2.3%
Public sector reform	1.6%	2.3%
Regional integration	2.1%	2.3%
Gender	0.0%	4.7%
Domestic private sector development	2.1%	4.7%
Foreign direct investment	2.1%	0.0%
Water and sanitation	2.1%	0.0%
Energy	11.8%	9.3%
Regional conflict and tensions	3.7%	4.7%
Monitoring and evaluation	1.1%	0.0%
Public financial management	2.7%	0.0%
Job creation/employment	6.4%	4.7%
Governance	2.1%	2.3%
Financial markets	0.5%	0.0%
Urban development	0.5%	0.0%
Environmental sustainability	1.1%	4.7%
Equality of opportunity	1.1%	0.0%
Health	4.3%	4.7%
Global integration	1.6%	0.0%
Food security	7.0%	4.7%
Social cohesion	0.5%	0.0%
Climate change	0.5%	2.3%
Agricultural development	3.2%	7.0%
Trade and exports	1.6%	4.7%
Crime and violence	0.5%	0.0%
Economic growth	2.1%	0.0%
Law and justice	0.5%	7.0%
Regulatory framework	0.0%	0.0%
Communicable/non-communicable disease	0.0%	0.0%
Basic infrastructure	2.7%	2.3%
Local governance and institutions	0.0%	2.3%
Natural resource management	1.6%	4.7%
Anti-corruption	3.2%	2.3%
Disaster management	0.0%	0.0%
Global information and communications technology	1.6%	4.7%

A. General Issues facing CAR (continued)

Poverty reduction is a broad term that encompasses work in many different areas. Which THREE areas of development listed below do you believe would contribute most to reducing poverty in CAR? (Choose no more than THREE)

Percentage of Respondents (Responses Combined)	Bangui	Other Areas
Water and sanitation	16.7%	13.6%
Equality of opportunity	4.3%	4.5%
Economic growth	18.4%	20.5%
Climate change	1.7%	0.0%
Regional conflict and tensions	3.8%	4.5%
Disaster management	2.1%	2.3%
Regional integration	3.4%	4.5%
Gender	1.7%	0.0%
Rural development	24.4%	25.0%
Urban development	3.0%	0.0%
Education	23.9%	9.1%
Regulatory framework	0.4%	2.3%
Local governance and institutions	1.7%	6.8%
Basic infrastructure	7.7%	2.3%
Social protection	5.1%	4.5%
Law and justice	9.0%	11.4%
Transport	19.2%	18.2%
Crime and violence	2.1%	0.0%
Communicable/non-communicable disease	0.9%	0.0%
Security/stabilization/reconstruction	12.8%	22.7%
Global information and communications technology	3.4%	0.0%
Public sector reform	2.6%	2.3%
Domestic private sector development	6.0%	11.4%
Foreign direct investment	4.7%	4.5%
Global integration	0.9%	2.3%
Energy	21.4%	13.6%
Food security	17.9%	13.6%
Monitoring and evaluation	3.4%	9.1%
Governance	5.1%	4.5%
Social cohesion	0.9%	0.0%
Natural resource management	4.7%	4.5%
Environmental sustainability	3.0%	2.3%
Health	6.8%	13.6%
Public financial management	4.3%	0.0%
Agricultural development	20.5%	29.5%
Job creation/employment	14.5%	13.6%
Financial markets	2.6%	2.3%
Trade and exports	5.6%	2.3%
Anti-corruption	7.3%	11.4%

A. General Issues facing CAR (continued)

Economic growth can be driven by a number of factors. Which THREE areas below do you believe would contribute most to generating economic growth in CAR? (Choose no more than THREE)

Percentage of Respondents (Responses Combined)	Bangui	Other Areas
Energy	45.9%	42.2%
Equality of opportunity	1.3%	0.0%
Social protection	2.6%	2.2%
Global integration	1.7%	2.2%
Climate change	3.1%	2.2%
Anti-corruption	14.8%	22.2%
Disaster management	2.2%	0.0%
Regional conflict and tensions	2.2%	2.2%
Rural development	20.1%	15.6%
Foreign direct investment	12.2%	6.7%
Urban development	5.2%	2.2%
Water and sanitation	7.4%	8.9%
Education	19.7%	13.3%
Global information and communications technology	6.6%	2.2%
Regulatory framework	1.7%	0.0%
Communicable/non-communicable disease	0.4%	2.2%
Trade and exports	23.1%	17.8%
Social cohesion	2.2%	6.7%
Public sector reform	8.3%	8.9%
Regional integration	0.9%	6.7%
Domestic private sector development	6.1%	4.4%
Job creation/employment	15.3%	13.3%
Agricultural development	24.5%	17.8%
Food security	7.9%	11.1%
Governance	3.1%	0.0%
Transport	8.7%	15.6%
Security/stabilization/reconstruction	5.7%	13.3%
Monitoring and evaluation	4.4%	2.2%
Gender	0.0%	0.0%
Natural resource management	7.4%	11.1%
Environmental sustainability	3.9%	2.2%
Health	5.7%	6.7%
Basic infrastructure	6.1%	6.7%
Law and justice	2.2%	4.4%
Local governance and institutions	1.7%	4.4%
Crime and violence	0.0%	0.0%
Public financial management	6.1%	11.1%
Financial markets	5.7%	6.7%

B. Overall Attitudes toward the World Bank

Overall Attitudes toward the World Bank

	Which best represents your geographic location?					
	Bangui			Other Areas		
	N	Mean	SD	N	Mean	SD
How familiar are you with the work of the World Bank in CAR, on a ten-point scale?	229	4.85	2.47	47	4.74	2.75
Overall, please rate your impression of the World Bank's effectiveness in CAR, on a ten-point scale.	203	5.22	2.36	42	5.36	2.33

(1-Not familiar at all, 10-Extremely familiar; 1-Not effective at all, 10-Very effective)

To what extent do you believe... (1-To no degree at all, 10-To a very significant degree)

Overall Attitudes toward the World Bank

	Which best represents your geographic location?					
	Bangui			Other Areas		
	N	Mean	SD	N	Mean	SD
To what extent do you believe the World Bank's financial instruments meet the needs of CAR, on a ten-point scale?	201	5.60	2.63	40	5.25	2.76
To what extent do you believe the World Bank meets CAR's needs for knowledge services, on a ten-point scale?	198	5.59	2.42	38	5.84	2.50

B. Overall Attitudes toward the World Bank (continued)

When thinking about how the World Bank can have the most impact on development results in CAR, in which sectoral areas do you believe the World Bank should focus most of its attention and resources in CAR? (Choose no more than THREE)

Percentage of Respondents (Responses Combined)	Bangui	Other Areas
Rural development	26.1%	23.4%
Education	29.6%	17.0%
Governance	8.2%	2.1%
Security/stabilization/reconstruction	12.0%	12.8%
Social protection	2.6%	0.0%
Transport	19.7%	25.5%
Poverty reduction	12.0%	8.5%
Public sector reform	1.3%	2.1%
Regional integration	1.7%	0.0%
Gender	0.4%	0.0%
Crime and violence	3.0%	4.3%
Domestic private sector development	10.3%	19.1%
Foreign direct investment	4.3%	0.0%
Water and sanitation	8.2%	6.4%
Energy	23.2%	19.1%
Monitoring and evaluation	4.3%	6.4%
Social cohesion	1.7%	0.0%
Public financial management	6.4%	10.6%
Job creation/employment	12.0%	14.9%
Financial markets	3.0%	4.3%
Urban development	3.0%	6.4%
Environmental sustainability	4.3%	0.0%
Equality of opportunity	0.4%	0.0%
Regional conflict and tensions	2.6%	2.1%
Health	20.6%	12.8%
Global integration	1.3%	4.3%
Food security	11.2%	8.5%
Climate change	0.4%	2.1%
Agricultural development	29.6%	36.2%
Trade and exports	2.6%	2.1%
Economic growth	5.2%	2.1%
Law and justice	2.6%	12.8%
Local governance and institutions	1.7%	2.1%
Regulatory framework	0.0%	0.0%
Communicable/non-communicable disease	0.4%	0.0%
Basic infrastructure	5.6%	6.4%
Natural resource management	5.6%	12.8%
Anti-corruption	5.2%	8.5%
Disaster management	1.7%	0.0%
Global information and communications technology	3.9%	4.3%

When thinking about the World Bank's role, which activity do you believe is of greatest VALUE and which activity is of second greatest value in CAR?

Greatest Value		
Percentage of Respondents	Bangui	Other Areas
Financial resources	19.8%	11.4%
Mobilizing third party financial resources	16.0%	9.1%
Technical assistance	20.3%	18.2%
Policy advice	2.8%	4.5%
Donor coordination	1.9%	4.5%
Data	0.9%	0.0%
Training/capacity building	15.6%	36.4%
Studies/analyses	12.3%	11.4%
Convening/facilitating	1.4%	0.0%
Linkage to non-Bank expertise	1.9%	2.3%
Strategy formulation	5.7%	2.3%
Other	1.4%	0.0%

B. Overall Attitudes toward the World Bank (continued)

When thinking about the World Bank's role, which activity do you believe is of greatest VALUE and which activity is of second greatest value in CAR?

2 nd Greatest Value		
Percentage of Respondents	Bangui	Other Areas
Financial resources	5.2%	11.6%
Mobilizing third party financial resources	5.2%	2.3%
Technical assistance	11.8%	14.0%
Policy advice	4.2%	2.3%
Donor coordination	2.8%	0.0%
Data	8.0%	4.7%
Training/capacity building	22.6%	18.6%
Studies/analyses	8.5%	11.6%
Convening/facilitating	3.3%	4.7%
Linkage to non-Bank expertise	5.2%	4.7%
Strategy formulation	21.2%	18.6%
Other	1.9%	7.0%

Which of the following do you identify as the World Bank's greatest WEAKNESSES in its work in CAR? (Choose no more than TWO)

Percentage of Respondents (Responses Combined)	Bangui	Other Areas
Imposing technocratic solutions without regard to political realities	35.8%	29.5%
Not exploring alternative policy options	10.4%	9.1%
Too bureaucratic in its operational policies and procedures	41.5%	47.7%
Staff too inaccessible	12.7%	11.4%
Arrogant in its approach	9.9%	11.4%
Not client focused	12.3%	6.8%
The credibility of its knowledge/data	12.7%	9.1%
Not willing to honestly criticize politics and reform efforts in the country	5.7%	9.1%
Too influenced by developed countries	9.0%	13.6%
Not enough public disclosure of its work	5.7%	4.5%
World Bank processes too slow and complex	15.1%	11.4%
Inadequately aligned with country priorities	5.2%	9.1%
Not aligned with other donors' work	2.4%	2.3%
Not collaborating enough with non-state actors	7.5%	6.8%
Not focused enough on issues that are unique to post-conflict countries	7.5%	15.9%
Other	2.4%	0.0%

Which World Bank instruments do you believe are the MOST effective in reducing poverty in CAR? (Choose no more than TWO)

Percentage of Respondents (Responses Combined)	Bangui	Other Areas
Investment lending	58.9%	46.8%
Capacity development	12.6%	21.3%
Policy based lending/Budget support to the Government	14.7%	14.9%
Analytical work	22.1%	25.5%
Technical assistance	19.0%	17.0%
Trust Fund management	7.4%	4.3%
Co-financing arrangements	10.4%	8.5%
Sector-wide approaches	15.6%	10.6%
Emergency recovery lending	20.3%	27.7%
Other	2.2%	4.3%
Don't know	10.4%	12.8%

Which World Bank instruments do you believe are LEAST effective in helping to reduce poverty in CAR? (Choose no more than TWO)

Percentage of Respondents (Responses Combined)	Bangui	Other Areas
Investment lending	15.9%	21.3%
Capacity development	17.7%	14.9%
Policy based lending/Budget support to the Government	17.7%	25.5%
Analytical work	12.1%	19.1%
Technical assistance	16.4%	12.8%
Trust Fund management	13.4%	21.3%
Co-financing arrangements	10.3%	12.8%
Sector-wide approaches	14.7%	21.3%
Emergency recovery lending	23.7%	10.6%
Other	2.6%	4.3%
Don't know	31.0%	23.4%

B. Overall Attitudes toward the World Bank (continued)

To what extent do you believe... (1-To no degree at all, 10-To a very significant degree)

Overall Attitudes toward the World Bank

	Which best represents your geographic location?					
	Bangui			Other Areas		
	N	Mean	SD	N	Mean	SD
To what extent do you believe the World Bank SHOULD seek to influence the global development agenda, on a ten point scale?	185	6.28	2.99	44	5.50	3.05
To what extent do you believe the World Bank DOES seek to influence the global development agenda, on a ten point scale?	192	5.72	2.50	42	5.07	2.63

In addition to the regular relations with the national government as its main interlocutor, which TWO of the following groups should the World Bank collaborate with more in your country to ensure better development results there? (Choose no more than TWO)?

Percentage of Respondents (Responses Combined)	Bangui	Other Areas
NGOs	50.2%	45.8%
Local government	10.0%	10.4%
Beneficiaries	20.1%	18.8%
Private sector	17.2%	25.0%
Community-based organizations (CBOs)	23.8%	12.5%
Donor community	6.3%	4.2%
Foundations	10.5%	8.3%
Academia/think tanks/research institutes	13.8%	18.8%
Parliament	3.3%	6.3%
Media	7.9%	12.5%
Faith-based organizations	13.4%	18.8%
UN and regional peace-keeping forces	3.3%	4.2%
Emerging donors	4.2%	2.1%
UN agencies	9.6%	6.3%
Regional organizations	5.0%	2.1%
Other	0.8%	4.2%

To what extent do you agree with the following statements about the World Bank's work in CAR, on a ten point scale? (1-Strongly disagree, 10-Strongly agree)

Overall Attitudes toward the World Bank

	Which best represents your geographic location?					
	Bangui			Other Areas		
	N	Mean	SD	N	Mean	SD
Overall the World Bank currently plays a relevant role in development in CAR	216	5.83	2.72	40	5.35	2.63
The World Bank's work is aligned with what I consider the development priorities for this country	210	5.87	2.71	41	5.39	2.62
The World Bank supports programs and strategies that are realistic for CAR	195	6.03	2.48	40	5.48	2.48
The World Bank treats clients and stakeholders in CAR with respect*	183	6.10	2.50	40	4.95	2.33

*Significantly different between locations

To what extent is the World Bank an effective development partner in CAR in terms of..., on a ten point scale?

(1-To no degree at all, 10-To a very significant degree)

Overall Attitudes toward the World Bank

	Which best represents your geographic location?					
	Bangui			Other Areas		
	N	Mean	SD	N	Mean	SD
Follow up and follow through*	201	6.43	2.73	42	5.50	2.88
Responsiveness	177	5.65	2.51	39	5.36	2.72
Flexibility (in terms of the institution's products and services)	169	5.46	2.36	38	4.97	2.45
Flexibility (in terms of changing country circumstances)	174	5.51	2.50	43	5.14	2.45
Being inclusive	171	5.57	2.40	41	5.61	2.44
Openness (sharing data and other information)	174	5.95	2.51	44	5.57	2.47
Staff accessibility	179	5.40	2.57	38	5.39	2.34
Straightforwardness and honesty*	173	6.75	2.18	40	5.85	2.42
Collaboration with groups outside of the Government	197	6.35	2.44	42	6.26	2.15
Collaboration with the Government*	206	6.99	2.55	39	5.92	2.72
Collaboration with other donors*	180	7.25	2.43	42	6.17	2.57

*Significantly different between locations

B. Overall Attitudes toward the World Bank (continued)

When World Bank assisted reform efforts fail or are slow to take place, which TWO of the following would you attribute this to?
(Choose no more than THREE)

Percentage of Respondents (Responses Combined)	Bangui	Other Areas
The World Bank works too slowly	37.0%	41.3%
The Government works inefficiently	26.5%	23.9%
There is not an adequate level of citizen/civil society participation	25.2%	21.7%
Poor donor coordination	10.9%	8.7%
The World Bank does not do adequate follow through/follow-up	13.0%	21.7%
Lack of/inadequate levels of capacity in Government	13.9%	6.5%
Political pressures and obstacles	28.7%	37.0%
Reforms are not well thought out in light of country challenges	14.3%	19.6%
Ongoing conflict and instability	29.6%	28.3%
Inadequate funding	20.0%	15.2%
Other	2.6%	2.2%

C. World Bank Effectiveness and Results

World Bank Effectiveness and Results

	Which best represents your geographic location?					
	Bangui			Other Areas		
	N	Mean	SD	N	Mean	SD
To what degree does the World Bank's work help achieve sustainable development results in CAR, on a ten point scale?	198	5.67	2.10	38	5.66	1.92

(1-To no degree at all, 10-To a very significant degree)

C. World Bank Effectiveness and Results (continued)

How effective do you believe the World Bank is in terms of the work it does in the following areas of development in CAR, on a ten point scale?

World Bank Effectiveness and Results

	Which best represents your geographic location?					
	Bangui			Other Areas		
	N	Mean	SD	N	Mean	SD
Anti-corruption	209	5.61	3.00	44	4.80	2.93
Global information and communications technology	193	5.26	2.42	40	5.15	2.59
Transport	198	5.16	2.28	40	5.43	2.52
Crime and violence	188	4.13	2.53	39	4.41	2.73
Regional conflict and tensions	190	4.86	2.41	36	5.08	2.31
Law and justice	189	5.05	2.36	44	5.41	2.52
Urban development	193	5.01	2.26	40	4.98	2.19
Environmental sustainability	204	5.06	2.38	41	4.76	2.49
Regulatory framework	178	4.72	2.20	39	5.08	2.60
Basic infrastructure	198	4.71	2.45	36	4.42	2.51
Communicable/non-communicable disease	206	6.41	2.27	44	6.02	2.19
Poverty reduction	213	5.27	2.52	44	4.93	2.39
Gender	185	4.99	2.33	37	4.59	1.94
Domestic private sector development*	189	4.82	2.11	41	5.56	2.16
Foreign direct investment	182	4.73	2.27	37	5.43	2.42
Local governance and institutions	187	4.90	2.23	36	5.36	2.61
Water and sanitation	202	4.86	2.39	38	5.16	2.40
Trade and exports	184	4.64	2.29	37	5.32	2.73
Economic growth	198	4.99	2.37	43	5.33	2.54
Energy	195	4.11	2.53	38	4.42	2.81
Disaster management	188	4.20	2.16	38	4.50	2.23
Monitoring and evaluation	197	5.42	2.54	42	5.26	2.57
Public financial management	205	5.56	2.75	41	5.15	2.61
Job creation/employment	196	4.48	2.47	39	4.51	2.43
Social cohesion	181	4.54	2.30	40	4.65	2.41
Financial markets	184	4.82	2.37	33	4.85	2.81
Equality of opportunity	187	4.44	2.32	37	4.70	2.33
Health	212	6.59	2.33	40	6.00	2.12
Rural development	200	5.40	2.24	39	5.23	2.17
Global integration	176	4.77	2.28	37	5.11	2.22
Governance	199	5.12	2.47	39	5.18	2.59
Food security	195	5.05	2.35	38	4.92	2.55
Education	206	6.38	2.44	40	5.95	2.53
Security/stabilization/reconstruction	189	4.87	2.27	39	4.97	2.51
Social protection	187	4.50	2.19	38	4.71	2.32
Climate change	181	4.21	2.39	37	4.46	2.58
Public sector reform	192	4.82	2.32	41	4.66	2.31
Regional integration	189	4.90	2.22	41	5.12	2.37
Agricultural development	202	5.20	2.20	42	5.52	2.33
Natural resource management	184	4.02	2.54	35	4.69	2.76

(1-Not effective at all, 10-Very effective)

*Significantly different between locations

D. The World Bank's Knowledge

When thinking about the development challenges in CAR, where do you believe it would be most valuable for the World Bank to focus its research and knowledge efforts in the next few years? (Choose no more than THREE)

Percentage of Respondents (Responses Combined)	Bangui	Other Areas
Public sector reform	10.0%	10.9%
Gender	0.9%	2.2%
Social cohesion	3.1%	4.3%
Education	23.6%	21.7%
Domestic private sector development	8.3%	13.0%
Foreign direct investment	3.5%	2.2%
Water and sanitation	10.0%	8.7%
Trade and exports	5.2%	4.3%
Economic growth	9.2%	10.9%
Energy	32.3%	30.4%
Regional conflict and tensions	3.1%	0.0%
Disaster management	0.9%	2.2%
Monitoring and evaluation	4.8%	0.0%
Governance	5.7%	4.3%
Social protection	5.7%	8.7%
Climate change	3.5%	0.0%
Poverty reduction	17.0%	21.7%
Law and justice	11.4%	10.9%
Security/stabilization/reconstruction	10.5%	13.0%
Anti-corruption	9.2%	4.3%
Financial markets	3.5%	6.5%
Equality of opportunity	1.3%	4.3%
Urban development	1.7%	0.0%
Crime and violence	4.8%	2.2%
Regional integration	1.7%	4.3%
Global information and communications technology	2.2%	2.2%
Local governance and institutions	2.6%	2.2%
Transport	23.6%	21.7%
Agricultural development	24.5%	13.0%
Natural resource management	9.6%	6.5%
Public financial management	3.1%	0.0%
Job creation/employment	9.2%	15.2%
Health	7.4%	8.7%
Rural development	5.2%	10.9%
Global integration	0.9%	2.2%
Food security	7.0%	4.3%
Environmental sustainability	3.1%	6.5%
Regulatory framework	0.9%	4.3%
Basic infrastructure	7.9%	10.9%
Communicable/non-communicable disease	0.0%	0.0%

How effective do you believe the World Bank's knowledge and research are at ... in CAR? (1-Not effective at all, 10-Very effective)

The World Bank's Knowledge

	Which best represents your geographic location?					
	Bangui			Other Areas		
	N	Mean	SD	N	Mean	SD
Raising your awareness of the particular topic	179	5.09	2.46	42	4.67	2.51
Stimulating public debate/dialogue	160	5.24	2.54	38	4.61	2.67
Enhancing your knowledge and/or skills	182	5.14	2.44	39	5.03	2.56
Contributing to good policy making	184	5.57	2.62	44	4.98	2.77
Providing support for program implementation	198	6.00	2.50	42	5.55	2.67

D. The World Bank's Knowledge (continued)

To what extent do you believe that the World Bank's knowledge and research ... in CAR? (1-To no degree at all, 10-To a very significant degree)

The World Bank's Knowledge

	Which best represents your geographic location?					
	Bangui			Other Areas		
	N	Mean	SD	N	Mean	SD
Are timely*	187	6.34	2.82	39	5.31	2.65
Include appropriate level of stakeholder involvement during preparation*	182	5.97	2.58	40	5.00	2.05
Are relevant to CAR's development priorities	198	5.83	2.48	42	5.29	2.37
Provide feasible recommendations	194	5.82	2.53	39	5.46	2.37
Are accessible	182	5.92	2.52	39	5.10	2.48
A source of relevant information on global good practices	186	6.36	2.44	37	5.57	2.57
Are adequately disseminated	181	6.04	2.77	37	5.68	2.87
Are appropriately translated	176	5.49	2.32	39	5.46	2.46
Are adaptable to CAR's development challenges*	184	6.13	2.47	42	5.19	2.39

*Significantly different between locations

The World Bank's Knowledge

	Which best represents your geographic location?					
	Bangui			Other Areas		
	N	Mean	SD	N	Mean	SD
Overall, how significant a contribution do you believe the World Bank's knowledge and research make to development results in your country, on a ten point scale?*	193	6.55	2.29	41	5.76	2.12
Overall, how would you rate the technical quality of the World Bank's knowledge/research, on a ten point scale?	199	5.96	2.23	44	5.41	2.40
Overall, how effective is the World Bank at providing linkage to non-Bank expertise, on a ten point scale?	173	5.79	2.15	39	5.41	1.86

(1-Not significant at all, 10-Very significant; 1-Very low technical quality, 10-Very high technical quality; 1-Not effective at all, 10-Very effective)

*Significantly different between locations

E. Working with the World Bank

To what extent do you agree/disagree with the following statements, on a ten point scale? (1-Strongly disagree, 10-Strongly agree)

Working with the World Bank

	Which best represents your geographic location?					
	Bangui			Other Areas		
	N	Mean	SD	N	Mean	SD
The World Bank disburses funds promptly	209	5.33	3.19	42	5.55	2.96
The World Bank effectively monitors and evaluates the projects and programs it supports	224	6.71	2.48	44	6.70	2.53
The World Bank's approvals and reviews are done in a timely fashion	207	5.25	2.64	40	4.98	2.85
The World Bank's safeguard policy requirements are reasonable	203	6.31	2.55	37	5.97	2.96
The World Bank imposes reasonable conditions on its lending	210	6.50	2.61	42	7.10	2.41
Working with the World Bank increases CAR's institutional capacity	214	6.79	2.64	41	6.73	2.81
The World Bank ensures consistency and continuity through staff changes	189	6.70	2.40	42	6.79	2.37
The World Bank's teams and visits are well coordinated	202	6.80	2.33	42	6.69	2.18
Where country systems are adequate, the World Bank makes appropriate use of them	192	6.74	2.60	41	6.39	2.55
The World Bank provides effective implementation support	203	6.12	2.35	46	6.76	2.39

Working with the World Bank

	Which best represents your geographic location?					
	Bangui			Other Areas		
	N	Mean	SD	N	Mean	SD
To what extent do you believe the World Bank is adequately staffed in CAR, on a ten point scale?	187	5.53	2.28	41	5.80	2.44

(1-To no degree at all, 10-To a very significant degree)

F. The Future Role of the World Bank in CAR

The Future Role of the World Bank in CAR

	Which best represents your geographic location?					
	Bangui			Other Areas		
	N	Mean	SD	N	Mean	SD
How significant a role do you believe the World Bank SHOULD play in CAR's development over the medium term in the near future, on a ten point scale?	203	6.64	2.30	42	6.71	2.39

(1-Not a significant role at all, 10-Very significant role)

Which of the following SHOULD the World Bank do to make itself of greater value in CAR? (Choose no more than TWO)

Percentage of Respondents (Responses Combined)	Bangui	Other Areas
Improve the quality of its experts as related to CAR's specific challenges	30.4%	17.0%
Reduce the complexity of obtaining World Bank financing	28.3%	23.4%
Focus primarily on advice and advocacy issues	17.5%	17.0%
Improve the competitiveness of its financing compared to markets	17.5%	8.5%
Ensure greater selectivity in its work	11.2%	19.1%
Provide more adequate data/knowledge/statistics/figures on CAR's economy	4.9%	2.1%
Offer more innovative financial products	10.3%	10.6%
Offer more innovative knowledge services	4.5%	2.1%
Work faster	28.3%	40.4%
Increase the level of World Bank staffing in CAR's office	7.2%	8.5%
Improve its coordination with other donors	9.4%	14.9%
Focus more on issues that are unique to post-conflict countries	27.4%	31.9%
Other	1.3%	2.1%

G. Communication and Information Sharing

Where do you get most of your information about economic and social development issues in CAR? (Choose no more than TWO)

Percentage of Respondents (Responses Combined)	Bangui	Other Areas
Local newspapers	54.6%	57.4%
International newspapers	8.7%	12.8%
Local radio	42.8%	46.8%
International radio	27.1%	19.1%
Local television	16.2%	21.3%
International television	11.8%	4.3%
Periodicals	4.8%	6.4%
Internet	22.3%	12.8%
Blogs	0.4%	2.1%
Mobile phones	0.9%	4.3%
Instant messaging	0.9%	2.1%
Other	1.7%	0.0%

How would you prefer to receive information from the World Bank? (Choose no more than TWO)

Percentage of Respondents (Responses Combined)	Bangui	Other Areas
World Bank website	27.5%	20.5%
Direct contact with World Bank	21.2%	29.5%
e-Newsletters	13.5%	4.5%
Instant messaging	6.8%	6.8%
World Bank seminars/workshops/ conferences	37.8%	43.2%
World Bank publications and other written materials	32.0%	38.6%
Mobile phones	31.1%	25.0%
Social media	5.0%	6.8%
Blogs	0.9%	4.5%
Other	5.4%	4.5%

G. Communication and Information Sharing (continued)

Are you aware of the World Bank's Access to Information Policy under which the Bank will now disclose any information in its possession that is not a list of exceptions?

Percentage of Respondents	Bangui	Other Areas
Yes	49.7%	36.4%
No	50.3%	63.6%

Have you requested information from the World Bank on its activities in the past year?

Percentage of Respondents	Bangui	Other Areas
Yes	10.2%	21.9%
No	89.8%	78.1%

Were you able to obtain this information?

Percentage of Respondents	Bangui	Other Areas
Yes	41.9%	44.4%
No	58.1%	55.6%

Do you have access to the Internet?

Percentage of Respondents	Bangui	Other Areas
Yes	51.9%	56.1%
No	48.1%	43.9%

Do you use/have used the World Bank website?

Percentage of Respondents	Bangui	Other Areas
Yes	28.8%	21.4%
No	71.2%	78.6%

Which do you primarily use?

Percentage of Respondents	Bangui	Other Areas
The World Bank's country website (www.worldbank.org/car)	48.1%	75.0%
The World Bank's main website (www.worldbank.org)	51.9%	25.0%

Please rate how much you agree with the following statements, on a ten point scale. (1-Strongly disagree, 10-Strongly agree)

Communication and Information Sharing

	Which best represents your geographic location?					
	Bangui			Other Areas		
	N	Mean	SD	N	Mean	SD
I use more data from the World Bank as a result of the organization's Open Data policy	142	4.61	2.93	33	3.97	2.36
I find the World Bank websites easy to navigate	97	5.04	2.86	21	5.90	2.95
I find the information on the World Bank's websites useful	96	5.81	2.99	19	6.11	2.66
When I need information from the World Bank I know how to find it	110	5.34	2.72	25	6.24	2.83
The World Bank is responsive to my information requests and inquiries	124	4.69	2.57	29	4.38	2.65

H. Background Information

Currently, do you professionally collaborate/work with the World Bank in your country?

Percentage of Respondents (Responses Combined)	Bangui	Other Areas
Yes	39.7%	30.2%
No	60.3%	69.8%

Which of the following describes most of your exposure to the World Bank in CAR? (Choose no more than TWO)

Percentage of Respondents (Responses Combined)	Bangui	Other Areas
Observer	53.9%	30.8%
Use World Bank reports/data	30.3%	23.1%
Engage in World Bank related/sponsored events/activities	22.5%	38.5%
Collaborate as part of my professional duties	38.8%	46.2%
Use World Bank website for information, data, research, etc.	14.0%	23.1%

Appendix D: Responses to All Questions by Year¹

FY '09 Response Number = 200 • FY '12 Response Number = 322

B. Overall Attitudes toward the World Bank

Overall Attitudes toward the World Bank

	year					
	FY 2009			FY 2012		
	N	Mean	SD	N	Mean	SD
How familiar are you with the work of the World Bank in CAR, on a ten-point scale?	193	5.17	3.08	299	4.81	2.55
Overall, please rate your impression of the World Bank's effectiveness in CAR, on a ten-point scale.	182	5.42	3.37	261	5.25	2.37

(1-Not familiar at all, 10-Extremely familiar; 1-Not effective at all, 10-Very effective)

To what extent do you agree with the following statements about the World Bank's work in CAR, on a ten point scale? (1-Strongly disagree, 10-Strongly agree)

Overall Attitude toward the World Bank

	year					
	FY 2009			FY 2012		
	N	Mean	SD	N	Mean	SD
Overall the World Bank currently plays a relevant role in development in CAR	177	5.67	3.32	274	5.80	2.73
The World Bank's work is aligned with what I consider the development priorities for this country	166	5.45	3.11	270	5.88	2.72
The World Bank supports programs and strategies that are realistic for CAR	160	5.56	3.24	249	5.86	2.53
The World Bank treats clients and stakeholders in CAR with respect	144	6.13	3.18	234	5.90	2.51

To what extent is the World Bank an effective development partner in CAR in terms of..., on a ten point scale?

(1-To no degree at all, 10-To a very significant degree)

Overall Attitudes toward the World Bank

	year					
	FY 2009			FY 2012		
	N	Mean	SD	N	Mean	SD
Flexibility (in terms of changing country circumstances)*	138	4.83	3.30	227	5.49	2.48
Staff accessibility	145	5.30	3.14	229	5.39	2.52
Straightforwardness and honesty	146	6.22	3.22	222	6.61	2.24
Collaboration with the Government	131	6.63	3.21	258	6.82	2.59
Collaboration with other donors	147	6.63	3.18	233	6.98	2.56

*Significantly different between country surveys.

¹ Only those questions that were asked in the FY '09 and FY '12 country surveys, with similar response scales/options, are presented.

C. World Bank Effectiveness and Results

How effective do you believe the World Bank is in terms of the work it does in the following areas of development in CAR, on a ten point scale?

(1-Not effective at all, 10-Very effective)

World Bank Effectiveness and Results

	year					
	FY 2009			FY 2012		
	N	Mean	SD	N	Mean	SD
Anti-corruption	147	6.51	3.33	266	5.52	3.02
Global information and communications technology	131	6.60	2.91	245	5.31	2.47
Transport	138	6.53	3.07	251	5.19	2.32
Law and justice	138	6.05	3.18	245	5.09	2.38
Urban development	141	6.36	3.27	245	4.96	2.22
Regulatory framework	121	6.13	2.95	229	4.82	2.28
Basic infrastructure	146	6.89	3.11	246	4.69	2.43
Poverty reduction	161	6.49	3.21	270	5.23	2.51
Gender	133	6.14	2.90	233	4.92	2.26
Domestic private sector development	141	6.25	2.88	245	4.91	2.13
Economic growth	148	6.43	3.16	251	5.05	2.40
Energy	144	6.17	3.48	245	4.19	2.58
Financial markets	148	6.56	2.89	227	4.80	2.43
Health	153	6.97	2.94	262	6.49	2.32
Global integration	146	6.61	3.05	224	4.84	2.28
Governance	153	6.54	3.12	251	5.11	2.49
Education	154	6.98	3.06	258	6.31	2.46
Public sector reform	143	6.52	2.84	244	4.80	2.33
Agricultural development	145	6.57	3.32	256	5.30	2.21
Natural resource management	148	6.56	2.86	229	4.12	2.56

All significantly different between country surveys, except "Health".

D. The World Bank's Knowledge

To what extent do you believe that the World Bank's knowledge and research ... in CAR? (1-To no degree at all, 10-To a very significant degree)

The World Bank's Knowledge

	year					
	FY 2009			FY 2012		
	N	Mean	SD	N	Mean	SD
A source of relevant information on global good practices	146	6.16	2.99	229	6.25	2.46
Are adaptable to CAR's development challenges*	155	5.31	2.97	233	5.99	2.47

*Significantly different between country surveys.

E. Working with the World Bank

To what extent do you agree/disagree with the following statements, on a ten point scale? (1-Strongly disagree, 10-Strongly agree)

Working with the World Bank

	year					
	FY 2009			FY 2012		
	N	Mean	SD	N	Mean	SD
The World Bank effectively monitors and evaluates the projects and programs it supports	139	6.38	3.33	280	6.73	2.47
The World Bank imposes reasonable conditions on its lending*	119	5.72	3.45	262	6.57	2.60
Working with the World Bank increases CAR's institutional capacity	121	6.36	3.17	264	6.77	2.65

*Significantly different between country surveys.

F. The Future Role of the World Bank in CAR

The Future Role of the World Bank in CAR

	year					
	FY 2009			FY 2012		
	N	Mean	SD	N	Mean	SD
How significant a role do you believe the World Bank SHOULD play in CAR's development over the medium term in the near future, on a ten point scale?	166	7.98	2.78	258	6.68	2.30

(1-Not a significant role at all, 10-Very significant role)

Significantly different between country surveys

G. Communication and Information Sharing

Do you have access to the Internet:

Percentage of Respondents	FY 2009	FY 2012
Yes	47.3%	53.2%
No	52.7%	46.8%

Do you use/have you used the World Bank website?

Percentage of Respondents	FY 2009	FY 2012
Yes	27.5%	27.5%
No	72.5%	72.5%

Which do you primarily use?

Percentage of Respondents	FY 2009	FY 2012
The World Bank's country website (www.worldbank.org/car)	50.0%	50.8%
The World Bank's main website (www.worldbank.org)	50.0%	49.2%

Please rate how much you agree with the following statements, on a ten point scale. (1-Strongly disagree, 10-Strongly agree)

Communication and Information Sharing

	year					
	FY 2009			FY 2012		
	N	Mean	SD	N	Mean	SD
I find the information on the World Bank's websites useful	147	4.51	3.28	120	5.78	2.93

Significantly different between country surveys

H. Background Information

Which best represents your geographic location?

Percentage of Respondents	FY 2009	FY 2012
Bangui	76.7%	83.4%
Other Cities	5.6%	1.7%
Rural Areas	17.8%	14.8%

Appendix E: Indicator Questions as a Function of Exposure to the Bank

Indicator Question	H3. Currently, do you professionally collaborate/work with the World Bank?		H4. Which of the following describes most of your exposure to the World Bank in CAR? (Choose no more than TWO)									
	No Mean	Yes Mean	Observer		Use WB reports/data		Engage in WB activities		Collaborate		Use WB website	
			No Mean	Yes Mean	No Mean	Yes Mean	No Mean	Yes Mean	No Mean	Yes Mean	No Mean	Yes Mean
Overall, please rate your impression of the World Bank's effectiveness in CAR, on a ten-point scale.	4.75	6.13	5.66	4.89	5.31	5.22	5.10	5.84	5.27	5.31	5.33	5.04
To what extent do you believe the World Bank's financial instruments meet the needs of CAR, on a ten-point scale?	5.09	6.40	6.06	5.19	5.61	5.65	5.66	5.52	5.44	5.87	5.56	6.04
To what extent do you believe the World Bank meets CAR's needs for knowledge services, on a ten-point scale?	5.43	6.08	5.70	5.46	5.64	5.41	5.41	6.04	5.34	5.90	5.69	4.74
Overall the World Bank currently plays a relevant role in development in CAR	5.47	6.27	6.41	5.70	6.11	5.87	5.87	6.55	6.10	5.96	6.04	6.08
The World Bank's work is aligned with what I consider the development priorities for this country	5.47	6.45	6.23	5.83	5.95	6.24	5.89	6.43	5.95	6.15	6.06	5.79
Responsiveness	5.01	6.61	5.82	5.46	5.75	5.43	5.52	6.05	5.79	5.44	5.65	5.63
Openness (sharing data and other information)	5.24	6.92	6.42	5.76	6.17	5.87	5.93	6.62	6.10	6.06	6.04	6.33
Collaboration with groups outside of the Government	5.98	6.89	6.46	6.27	6.38	6.34	6.23	6.80	6.49	6.19	6.37	6.35
Collaboration with the Government	6.39	7.65	7.42	6.84	7.33	6.62	7.01	7.48	6.99	7.31	7.16	6.88
Collaboration with other donors	6.47	7.92	7.51	7.04	7.44	6.89	7.18	7.59	7.18	7.41	7.34	6.90
To what degree does the World Bank's work help achieve sustainable development results in CAR, on a ten point scale?	5.26	6.41	6.23	5.41	5.93	5.58	5.65	6.35	5.56	6.21	5.83	5.75
Are adaptable to CAR's development challenges	5.73	6.60	6.40	6.00	6.24	6.09	6.20	6.21	6.20	6.19	6.17	6.38
Overall, how significant a contribution do you believe the World Bank's knowledge and research make to development results in your country, on a ten point scale?	6.31	6.95	6.76	6.33	6.52	6.62	6.41	7.00	6.40	6.73	6.61	6.16
Overall, how would you rate the technical quality of the World Bank's knowledge/research, on a ten point scale?	5.82	6.20	6.00	5.82	5.86	6.04	5.83	6.14	5.99	5.79	5.92	5.85
Where country systems are adequate, the World Bank makes appropriate use of them	6.45	7.51	6.79	7.20	7.08	6.78	7.10	6.67	7.05	6.91	6.97	7.18

Yellow highlight indicates significant difference between Yes and No mean.

Appendix E: CAR FY 2012 Questionnaire



World Bank Client Survey FY12 – Central African Republic (CAR)

The World Bank is interested in gauging the views of clients and partners who are either involved in development in Central African Republic (CAR) or who observe activities related to social and economic development. The following survey is meant to give the World Bank's team that works in CAR, more in-depth insight into how the Bank's work is perceived. This is one tool the World Bank uses to assess the views of its critical stakeholders. With this understanding, the World Bank hopes to develop more effective strategies, outreach and programs that support development in CAR. The World Bank commissioned an independent firm to oversee the logistics of this effort in CAR. This ensures anonymity and confidentiality. We hope you'll be candid. To complete the survey, please circle the number that most accurately reflects your answer. **If you prefer not to answer a question, please leave it blank.**

PLEASE NOTE: IN SOME CASES THE SURVEY WILL ASK FOR A SPECIFIC NUMBER OF RESPONSES. PLEASE DO NOT CHOOSE ANY MORE THAN REQUESTED. IF MORE RESPONSES ARE CHOSEN, DATA CANNOT BE INCLUDED IN ANALYSIS.

SECTION A: GENERAL ISSUES FACING CAR

A1. In general would you say that CAR is headed in ... ?	
1	The right direction
2	The wrong direction
3	Not sure

SECTION A: GENERAL ISSUES FACING CAR (CONT...)

A2. Listed below are a number of development priorities in CAR.				
Please identify which of these you consider the 1st, 2nd, and 3d most important development priority		FIRST priority (Choose only ONE)	SECOND priority (Choose only ONE)	THIRD priority (Choose only ONE)
1	Rural development	<input type="checkbox"/>	<input type="checkbox"/>	<input type="checkbox"/>
2	Education	<input type="checkbox"/>	<input type="checkbox"/>	<input type="checkbox"/>
3	Social protection	<input type="checkbox"/>	<input type="checkbox"/>	<input type="checkbox"/>
4	Transport (e.g., roads, bridges, transportation)	<input type="checkbox"/>	<input type="checkbox"/>	<input type="checkbox"/>
5	Security/stabilization/reconstruction	<input type="checkbox"/>	<input type="checkbox"/>	<input type="checkbox"/>
6	Poverty reduction	<input type="checkbox"/>	<input type="checkbox"/>	<input type="checkbox"/>
7	Public sector reform	<input type="checkbox"/>	<input type="checkbox"/>	<input type="checkbox"/>
8	Regional integration	<input type="checkbox"/>	<input type="checkbox"/>	<input type="checkbox"/>
9	Gender	<input type="checkbox"/>	<input type="checkbox"/>	<input type="checkbox"/>
10	Domestic private sector development	<input type="checkbox"/>	<input type="checkbox"/>	<input type="checkbox"/>
11	Foreign direct investment	<input type="checkbox"/>	<input type="checkbox"/>	<input type="checkbox"/>
12	Water and sanitation	<input type="checkbox"/>	<input type="checkbox"/>	<input type="checkbox"/>
13	Energy	<input type="checkbox"/>	<input type="checkbox"/>	<input type="checkbox"/>
14	Regional conflict and tensions	<input type="checkbox"/>	<input type="checkbox"/>	<input type="checkbox"/>
15	Monitoring and evaluation	<input type="checkbox"/>	<input type="checkbox"/>	<input type="checkbox"/>
16	Public financial management (e.g., public expenditure, fiscal system reform)	<input type="checkbox"/>	<input type="checkbox"/>	<input type="checkbox"/>
17	Job creation/employment	<input type="checkbox"/>	<input type="checkbox"/>	<input type="checkbox"/>
18	Governance	<input type="checkbox"/>	<input type="checkbox"/>	<input type="checkbox"/>
19	Financial markets	<input type="checkbox"/>	<input type="checkbox"/>	<input type="checkbox"/>
20	Urban development	<input type="checkbox"/>	<input type="checkbox"/>	<input type="checkbox"/>
21	Environmental sustainability	<input type="checkbox"/>	<input type="checkbox"/>	<input type="checkbox"/>
22	Equality of opportunity (i.e., equity)	<input type="checkbox"/>	<input type="checkbox"/>	<input type="checkbox"/>
23	Health	<input type="checkbox"/>	<input type="checkbox"/>	<input type="checkbox"/>
24	Global integration	<input type="checkbox"/>	<input type="checkbox"/>	<input type="checkbox"/>
25	Food security	<input type="checkbox"/>	<input type="checkbox"/>	<input type="checkbox"/>
26	Social cohesion	<input type="checkbox"/>	<input type="checkbox"/>	<input type="checkbox"/>
27	Climate change (e.g., mitigation, adaptation)	<input type="checkbox"/>	<input type="checkbox"/>	<input type="checkbox"/>
28	Agricultural development	<input type="checkbox"/>	<input type="checkbox"/>	<input type="checkbox"/>
29	Trade and exports	<input type="checkbox"/>	<input type="checkbox"/>	<input type="checkbox"/>
30	Crime and violence	<input type="checkbox"/>	<input type="checkbox"/>	<input type="checkbox"/>
31	Economic growth	<input type="checkbox"/>	<input type="checkbox"/>	<input type="checkbox"/>
32	Law and justice (e.g., judicial system)	<input type="checkbox"/>	<input type="checkbox"/>	<input type="checkbox"/>
33	Regulatory framework	<input type="checkbox"/>	<input type="checkbox"/>	<input type="checkbox"/>
34	Communicable/non-communicable disease	<input type="checkbox"/>	<input type="checkbox"/>	<input type="checkbox"/>
35	Basic infrastructure	<input type="checkbox"/>	<input type="checkbox"/>	<input type="checkbox"/>
36	Local governance and institutions	<input type="checkbox"/>	<input type="checkbox"/>	<input type="checkbox"/>
37	Natural resource management (e.g., oil, gas, mining)	<input type="checkbox"/>	<input type="checkbox"/>	<input type="checkbox"/>
38	Anti corruption	<input type="checkbox"/>	<input type="checkbox"/>	<input type="checkbox"/>
39	Disaster management	<input type="checkbox"/>	<input type="checkbox"/>	<input type="checkbox"/>
40	Global information and communications technology	<input type="checkbox"/>	<input type="checkbox"/>	<input type="checkbox"/>

SECTION A: GENERAL ISSUES FACING CAR (CONT...)

A 3. Poverty reduction is a broad term that encompasses work in many different areas. Which THREE areas of development listed below do you believe would contribute most to reducing poverty in CAR? (Choose no more than THREE)	
1	Water and sanitation
2	Equality of opportunity (i.e., equity)
3	Economic growth
4	Climate change (e.g., mitigation, adaptation)
5	Regional conflict and tensions
6	Disaster management
7	Regional integration
8	Gender
9	Rural development
10	Urban development
11	Education
12	Regulatory framework
13	Local governance and institutions
14	Basic infrastructure
15	Social protection
16	Law and justice (e.g., judicial system)
17	Transport (e.g., roads, bridges, transportation)
18	Crime and violence
19	Communicable/non-communicable disease
20	Security/stabilization/reconstruction
21	Global information and communications technology
22	Public sector reform
23	Domestic private sector development
24	Foreign direct investment
25	Global integration
26	Energy
27	Food security
28	Monitoring and evaluation
29	Governance
30	Social cohesion
31	Natural resource management (e.g., oil, gas, mining)
32	Environmental sustainability
33	Health
34	Public financial management (e.g., public expenditure, fiscal system reform)
35	Agricultural development
36	Job creation/employment
37	Financial markets
38	Trade and exports
39	Anti corruption

SECTION A: GENERAL ISSUES FACING CAR (CONT...)

A4. Economic growth can be driven by a number of factors.	
Which THREE areas below do you believe would contribute most to generating economic growth in CAR? (Choose no more than THREE)	
1	Energy
2	Equality of opportunity (i.e., equity)
3	Social protection
4	Global integration
5	Climate change (e.g., mitigation, adaptation)
6	Anti corruption
7	Disaster management
8	Regional conflict and tensions
9	Rural development
10	Foreign direct investment
11	Urban development
12	Water and sanitation
13	Education
14	Global information and communications technology
15	Regulatory framework
16	Communicable/non-communicable disease
17	Trade and exports
18	Social cohesion
19	Public sector reform
20	Regional integration
21	Domestic private sector development
22	Job creation/employment
23	Agricultural development
24	Food security
25	Governance
26	Transport (e.g., roads, bridges, transportation)
27	Security/stabilization/reconstruction
28	Monitoring and evaluation
29	Gender
30	Natural resource management (e.g., oil, gas, mining)
31	Environmental sustainability
32	Health
33	Basic infrastructure
34	Law and justice (e.g., judicial system)
35	Local governance and institutions
36	Crime and violence
37	Public financial management (e.g., public expenditure, fiscal system reform)
38	Financial markets

SECTION B: OVERALL ATTITUDES TOWARD THE WORLD BANK

B1. How familiar are you with the work of the World Bank in CAR, on a ten point scale?									
1	2	3	4	5	6	7	8	9	10
Not familiar at all					Extremely familiar				

B2. Overall, please rate your impression of the World Bank's effectiveness in CAR, on a ten point scale?										
1	2	3	4	5	6	7	8	9	10	<input type="checkbox"/>
Not effective at all									Very effective	Don't know

To what extent do you believe ...												
		To no degree at all								To a very significant degree		Don't know
B3	The World Bank's financial instruments meet the needs of CAR, on a ten point scale?	1	2	3	4	5	6	7	8	9	10	<input type="checkbox"/>
B4	The World Bank meets CAR's needs for knowledge services (e.g., research, analysis, technical assistance), on a ten point scale?	1	2	3	4	5	6	7	8	9	10	<input type="checkbox"/>

SECTION B: OVERALL ATTITUDES TOWARD THE WORLD BANK (CONT...)

B5. When thinking about how the World Bank can have the most impact on development results in CAR, in which sectoral areas do you believe the World Bank should focus most of its attention and resources in CAR? (Choose no more than THREE)	
1	Rural development
2	Education
3	Governance
4	Security/stabilization/reconstruction
5	Social protection
6	Transport (e.g., roads, bridges, transportation)
7	Poverty reduction
8	Public sector reform
9	Regional integration
10	Gender
11	Crime and violence
12	Domestic private sector development
13	Foreign direct investment
14	Water and sanitation
15	Energy
16	Monitoring and evaluation
17	Social cohesion
18	Public financial management (e.g., public expenditure, fiscal system reform)
19	Job creation/employment
20	Financial markets
21	Urban development
22	Environmental sustainability
23	Equality of opportunity (i.e., equity)
24	Regional conflict and tensions
25	Health
26	Global integration
27	Food security
28	Climate change (e.g., mitigation, adaptation)
29	Agricultural development
30	Trade and exports
31	Economic growth
32	Law and justice (e.g., judicial system)
33	Local governance and institutions
34	Regulatory framework
35	Communicable/non-communicable disease
36	Basic infrastructure
37	Natural resource management (e.g., oil, gas, mining)
38	Anti corruption
39	Disaster management
40	Global information and communications technology

SECTION B: OVERALL ATTITUDES TOWARD THE WORLD BANK (CONT...)

B6. When thinking about the World Bank's role, which activity do you believe is of greatest VALUE and which activity is of second greatest value in CAR?			
		Greatest Value (Choose only ONE)	Second Greatest Value (Choose only ONE)
1	Financial resources	<input type="checkbox"/>	<input type="checkbox"/>
2	Mobilizing third party financial resources	<input type="checkbox"/>	<input type="checkbox"/>
3	Technical assistance	<input type="checkbox"/>	<input type="checkbox"/>
4	Policy advice	<input type="checkbox"/>	<input type="checkbox"/>
5	Donor coordination	<input type="checkbox"/>	<input type="checkbox"/>
6	Data	<input type="checkbox"/>	<input type="checkbox"/>
7	Training/capacity building	<input type="checkbox"/>	<input type="checkbox"/>
8	Studies/analyses	<input type="checkbox"/>	<input type="checkbox"/>
9	Convening/facilitating	<input type="checkbox"/>	<input type="checkbox"/>
10	Linkage to non-Bank expertise (e.g., South-South knowledge sharing)	<input type="checkbox"/>	<input type="checkbox"/>
11	Strategy formulation (e.g., PRSP assistance)	<input type="checkbox"/>	<input type="checkbox"/>
12	Other (please specify): _____	<input type="checkbox"/>	<input type="checkbox"/>

B7. Which of the following do you identify as the World Bank's greatest WEAKNESSES in its work in CAR? (Choose no more than TWO)	
1	Imposing technocratic solutions without regard to political realities
2	Not exploring alternative policy options
3	Too bureaucratic in its operational policies and procedures
4	Staff too inaccessible
5	Arrogant in its approach
6	Not client focused
7	The credibility of its knowledge/data
8	Not willing to honestly criticize policies and reform efforts in the country
9	Too influenced by developed countries
10	Not enough public disclosure of its work
11	World Bank processes too slow and complex
12	Not aligned with country priorities
13	Not aligned with other donors' work
14	Not collaborating enough with non-state actors
15	Not focused enough on issues that are unique to post-conflict countries
16	Other (please specify): _____

SECTION B: OVERALL ATTITUDES TOWARD THE WORLD BANK (CONT...)

B8. Which World Bank instruments do you believe are the MOST effective in reducing poverty in CAR? (Choose no more than TWO)	
1	Investment lending (financing specific projects)
2	Capacity development
3	Policy based lending / Budget support to the Government
4	Analytical work (studies, surveys, etc.)
5	Technical assistance (advice, best practice, international experience)
6	Trust Fund management
7	Co-financing arrangements (i.e., with other donors)
8	Sector-wide approaches
9	Emergency Recovery lending
10	Other (please specify): _____
11	Don't know

B9. Which World Bank instruments do you believe are LEAST effective in helping to reduce poverty in CAR? (Choose no more than TWO)	
1	Investment lending (financing specific projects)
2	Capacity development
3	Policy based lending / Budget support to the Government
4	Analytical work (studies, surveys, etc.)
5	Technical assistance (advice, best practice, international experience)
6	Trust Fund management
7	Co-financing arrangements (i.e., with other donors)
8	Sector-wide approaches
9	Emergency Recovery lending
10	Other (please specify): _____
11	Don't know

To what extent do you believe ...													
		To no degree at all										To a very significant degree	Don't know
		1	2	3	4	5	6	7	8	9	10		
B10	The World Bank SHOULD seek to influence the global development agenda, on a ten point scale?	1	2	3	4	5	6	7	8	9	10	<input type="checkbox"/>	
B11	The World Bank DOES seek to influence the global development agenda, on a ten point scale?	1	2	3	4	5	6	7	8	9	10	<input type="checkbox"/>	

SECTION B: OVERALL ATTITUDES TOWARD THE WORLD BANK (CONT...)

B12. In addition to the regular relations with the national government as its main interlocutor, which TWO of the following groups should the World Bank collaborate with more in your country to ensure better development results there? (Choose no more than TWO)

1	NGOs
2	Local Government
3	Beneficiaries
4	Private sector
5	Community Based Organizations (CBOs)
6	Donor community
7	Foundations
8	Academia/think tanks/research institutes
9	Parliament
10	Media
11	Faith based organizations
12	UN and regional peace keeping forces
13	Emerging donors
14	UN agencies
15	Regional organizations (e.g., AU, SEMAC)
16	Other (please specify): _____

To what extent do you agree with the following statements about the World Bank's work in CAR, on a ten point scale?

		Strongly disagree										Strongly agree	Don't know
B13	Overall the World Bank currently plays a relevant role in development in CAR	1	2	3	4	5	6	7	8	9	10		<input type="checkbox"/>
B14	The World Bank's work is aligned with what I consider the development priorities for this country	1	2	3	4	5	6	7	8	9	10		<input type="checkbox"/>
B15	The World Bank supports programs and strategies that are realistic for CAR	1	2	3	4	5	6	7	8	9	10		<input type="checkbox"/>
B16	The World Bank treats clients and stakeholders in CAR with respect	1	2	3	4	5	6	7	8	9	10		<input type="checkbox"/>

SECTION B: OVERALL ATTITUDES TOWARD THE WORLD BANK (CONT...)

To what extent is the World Bank an effective development partner in CAR in terms of ..., on a ten point scale?													
		To no degree at all										To a very significant degree	Don't know
		1	2	3	4	5	6	7	8	9	10		
B17	Follow up and follow through	1	2	3	4	5	6	7	8	9	10	<input type="checkbox"/>	
B18	Responsiveness	1	2	3	4	5	6	7	8	9	10	<input type="checkbox"/>	
B19	Flexibility (in terms of the institution's products and services)	1	2	3	4	5	6	7	8	9	10	<input type="checkbox"/>	
B20	Flexibility (in terms of changing country circumstances)	1	2	3	4	5	6	7	8	9	10	<input type="checkbox"/>	
B21	Being inclusive	1	2	3	4	5	6	7	8	9	10	<input type="checkbox"/>	
B22	Openness (sharing data and other information)	1	2	3	4	5	6	7	8	9	10	<input type="checkbox"/>	
B23	Staff accessibility	1	2	3	4	5	6	7	8	9	10	<input type="checkbox"/>	
B24	Straightforwardness and honesty	1	2	3	4	5	6	7	8	9	10	<input type="checkbox"/>	
B25	Collaboration with groups outside of the Government	1	2	3	4	5	6	7	8	9	10	<input type="checkbox"/>	
B26	Collaboration with the Government	1	2	3	4	5	6	7	8	9	10	<input type="checkbox"/>	
B27	Collaboration with other donors	1	2	3	4	5	6	7	8	9	10	<input type="checkbox"/>	

B28. When World Bank assisted reform efforts fail or are slow to take place, which TWO of the following would you attribute this to? (Choose no more than THREE)	
1	The World Bank works too slowly
2	The Government works inefficiently
3	There is not an adequate level of citizen/civil society participation
4	Poor donor coordination
5	The World Bank does not do adequate follow through/follow-up
6	Lack of/inadequate levels of capacity in Government
7	Political pressures and obstacles
8	Reforms are not well thought out in light of country challenges
9	Ongoing conflict and instability
10	Inadequate funding
11	Other (please specify): _____

SECTION C: WORLD BANK EFFECTIVENESS AND RESULTS

C1. To what degree does the World Bank's work, help achieve sustainable development results in CAR, on a ten point scale?										
1	2	3	4	5	6	7	8	9	10	<input type="checkbox"/>
To no degree at all									To a very significant degree	Don't know

SECTION C: WORLD BANK EFFECTIVENESS AND RESULTS (CONT...)

How effective do you believe the World Bank is in terms of the work it does in the following areas of development in CAR, on a ten point scale?		Not effective at all										Very effective	Don't know
		1	2	3	4	5	6	7	8	9	10		
C2	Anti corruption	1	2	3	4	5	6	7	8	9	10	<input type="checkbox"/>	
C3	Global information and communications technology	1	2	3	4	5	6	7	8	9	10	<input type="checkbox"/>	
C4	Transport (e.g., roads, bridges, transportation)	1	2	3	4	5	6	7	8	9	10	<input type="checkbox"/>	
C5	Crime and violence	1	2	3	4	5	6	7	8	9	10	<input type="checkbox"/>	
C6	Regional conflict and tensions	1	2	3	4	5	6	7	8	9	10	<input type="checkbox"/>	
C7	Law and justice (e.g., judicial system)	1	2	3	4	5	6	7	8	9	10	<input type="checkbox"/>	
C8	Urban development	1	2	3	4	5	6	7	8	9	10	<input type="checkbox"/>	
C9	Environmental sustainability	1	2	3	4	5	6	7	8	9	10	<input type="checkbox"/>	
C10	Regulatory framework	1	2	3	4	5	6	7	8	9	10	<input type="checkbox"/>	
C11	Basic infrastructure	1	2	3	4	5	6	7	8	9	10	<input type="checkbox"/>	
C12	Communicable/non-communicable disease	1	2	3	4	5	6	7	8	9	10	<input type="checkbox"/>	
C13	Poverty reduction	1	2	3	4	5	6	7	8	9	10	<input type="checkbox"/>	
C14	Gender	1	2	3	4	5	6	7	8	9	10	<input type="checkbox"/>	
C15	Domestic private sector development	1	2	3	4	5	6	7	8	9	10	<input type="checkbox"/>	
C16	Foreign direct investment	1	2	3	4	5	6	7	8	9	10	<input type="checkbox"/>	
C17	Local governance and institutions	1	2	3	4	5	6	7	8	9	10	<input type="checkbox"/>	
C18	Water and sanitation	1	2	3	4	5	6	7	8	9	10	<input type="checkbox"/>	
C19	Trade and exports	1	2	3	4	5	6	7	8	9	10	<input type="checkbox"/>	
C20	Economic growth	1	2	3	4	5	6	7	8	9	10	<input type="checkbox"/>	
C21	Energy	1	2	3	4	5	6	7	8	9	10	<input type="checkbox"/>	
C22	Disaster management	1	2	3	4	5	6	7	8	9	10	<input type="checkbox"/>	
C23	Monitoring and evaluation	1	2	3	4	5	6	7	8	9	10	<input type="checkbox"/>	
C24	Public financial management (e.g., public expenditure, fiscal system reform)	1	2	3	4	5	6	7	8	9	10	<input type="checkbox"/>	
C25	Job creation/employment	1	2	3	4	5	6	7	8	9	10	<input type="checkbox"/>	
C26	Social cohesion	1	2	3	4	5	6	7	8	9	10	<input type="checkbox"/>	
C27	Financial markets	1	2	3	4	5	6	7	8	9	10	<input type="checkbox"/>	
C28	Equality of opportunity (i.e., equity)	1	2	3	4	5	6	7	8	9	10	<input type="checkbox"/>	
C29	Health	1	2	3	4	5	6	7	8	9	10	<input type="checkbox"/>	
C30	Rural development	1	2	3	4	5	6	7	8	9	10	<input type="checkbox"/>	
C31	Global integration	1	2	3	4	5	6	7	8	9	10	<input type="checkbox"/>	
C32	Governance	1	2	3	4	5	6	7	8	9	10	<input type="checkbox"/>	
C33	Food security	1	2	3	4	5	6	7	8	9	10	<input type="checkbox"/>	
C34	Education	1	2	3	4	5	6	7	8	9	10	<input type="checkbox"/>	
C35	Security/stabilization/reconstruction	1	2	3	4	5	6	7	8	9	10	<input type="checkbox"/>	
C36	Social protection	1	2	3	4	5	6	7	8	9	10	<input type="checkbox"/>	
C37	Climate change (e.g., mitigation, adaptation)	1	2	3	4	5	6	7	8	9	10	<input type="checkbox"/>	
C38	Public sector reform	1	2	3	4	5	6	7	8	9	10	<input type="checkbox"/>	
C39	Regional integration	1	2	3	4	5	6	7	8	9	10	<input type="checkbox"/>	
C40	Agricultural development	1	2	3	4	5	6	7	8	9	10	<input type="checkbox"/>	
C41	Natural resource management (e.g., oil, gas, mining)	1	2	3	4	5	6	7	8	9	10	<input type="checkbox"/>	

SECTION D: THE WORLD BANK'S KNOWLEDGE

D1. When thinking about the development challenges in CAR, where do you believe it would be most valuable for the World Bank to focus its research and knowledge efforts in the next few years? (Choose no more than THREE)	
1	Public sector reform
2	Gender
3	Social cohesion
4	Education
5	Domestic private sector development
6	Foreign direct investment
7	Water and sanitation
8	Trade and exports
9	Economic growth
10	Energy
11	Regional conflict and tensions
12	Disaster management
13	Monitoring and evaluation
14	Governance
15	Social protection
16	Climate change (e.g., mitigation, adaptation)
17	Poverty reduction
18	Law and justice (e.g., judicial system)
19	Security/stabilization/reconstruction
20	Anti corruption
21	Financial markets
22	Equality of opportunity (i.e., equity)
23	Urban development
24	Crime and violence
25	Regional integration
26	Global information and communications technology
27	Local governance and institutions
28	Transport (e.g., roads, bridges, transportation)
29	Agricultural development
30	Natural resource management (e.g., oil, gas, mining)
31	Public financial management (e.g., public expenditure, fiscal system reform)
32	Job creation/employment
33	Health
34	Rural development
35	Global integration
36	Food security
37	Environmental sustainability
38	Regulatory framework
39	Basic infrastructure
40	Communicable/non-communicable disease

SECTION D: THE WORLD BANK'S KNOWLEDGE (CONT...)

How effective do you believe the World Bank's knowledge and research are at ... in CAR?												
		Not effective at all								Very effective		Don't know
D2	Raising your awareness of the particular topic	1	2	3	4	5	6	7	8	9	10	<input type="checkbox"/>
D3	Stimulating public debate/dialogue	1	2	3	4	5	6	7	8	9	10	<input type="checkbox"/>
D4	Enhancing your knowledge and/or skills	1	2	3	4	5	6	7	8	9	10	<input type="checkbox"/>
D5	Contributing to good policy making	1	2	3	4	5	6	7	8	9	10	<input type="checkbox"/>
D6	Providing support for program implementation	1	2	3	4	5	6	7	8	9	10	<input type="checkbox"/>

To what extent do you believe that the World Bank's knowledge and research ... in CAR?												
		To no degree at all								To a very significant degree		Don't know
D7	Are timely	1	2	3	4	5	6	7	8	9	10	<input type="checkbox"/>
D8	Include appropriate level of stakeholder involvement during preparation	1	2	3	4	5	6	7	8	9	10	<input type="checkbox"/>
D9	Are relevant to CAR's development priorities	1	2	3	4	5	6	7	8	9	10	<input type="checkbox"/>
D10	Provide feasible recommendations	1	2	3	4	5	6	7	8	9	10	<input type="checkbox"/>
D11	Are accessible (well written and easy to understand)	1	2	3	4	5	6	7	8	9	10	<input type="checkbox"/>
D12	A source of relevant information on global good practices	1	2	3	4	5	6	7	8	9	10	<input type="checkbox"/>
D13	Are adequately disseminated	1	2	3	4	5	6	7	8	9	10	<input type="checkbox"/>
D14	Are appropriately translated	1	2	3	4	5	6	7	8	9	10	<input type="checkbox"/>
D15	Are adaptable to CAR's development challenges	1	2	3	4	5	6	7	8	9	10	<input type="checkbox"/>

D16. Overall, how significant a contribution do you believe the World Bank's knowledge and research make to development results in your country, on a ten point scale?												
1	2	3	4	5	6	7	8	9	10	<input type="checkbox"/>		
Not significant at all									Very significant		Don't know	

SECTION D: THE WORLD BANK'S KNOWLEDGE (CONT...)

D17. Overall, how would you rate the technical quality of the World Bank's knowledge/ research, on a ten point scale?											
1	2	3	4	5	6	7	8	9	10	<input type="checkbox"/>	
Very low technical quality									Very high technical quality		Don't know

D18. Overall, how effective is the World Bank at providing linkage to non-Bank expertise (i.e., South-South knowledge sharing, etc.), on a ten point scale?											
1	2	3	4	5	6	7	8	9	10	<input type="checkbox"/>	
Not effective at all									Very effective		Don't know

SECTION E: WORKING WITH THE WORLD BANK

To what extent do you agree/disagree with the following statements, on a ten point scale?													
		Strongly disagree										Strongly agree	Don't know
		1	2	3	4	5	6	7	8	9	10		
E1	The World Bank disburses funds promptly	1	2	3	4	5	6	7	8	9	10	<input type="checkbox"/>	
E2	The World Bank effectively monitors and evaluates the projects and programs it supports	1	2	3	4	5	6	7	8	9	10	<input type="checkbox"/>	
E3	The World Bank's approvals and reviews are done in a timely fashion	1	2	3	4	5	6	7	8	9	10	<input type="checkbox"/>	
E4	The World Bank's safeguard policy requirements are reasonable	1	2	3	4	5	6	7	8	9	10	<input type="checkbox"/>	
E5	The World Bank imposes reasonable conditions on its lending	1	2	3	4	5	6	7	8	9	10	<input type="checkbox"/>	
E6	Working with the World Bank increases CAR's institutional capacity	1	2	3	4	5	6	7	8	9	10	<input type="checkbox"/>	
E7	The World Bank ensures consistency and continuity through staff changes	1	2	3	4	5	6	7	8	9	10	<input type="checkbox"/>	
E8	The World Bank's teams and visits are well coordinated	1	2	3	4	5	6	7	8	9	10	<input type="checkbox"/>	
E9	Where country systems (e.g., procurement, financial management, etc.) are adequate, the World Bank makes appropriate use of them	1	2	3	4	5	6	7	8	9	10	<input type="checkbox"/>	
E10	The World Bank provides effective implementation support (i.e., supervision of projects)	1	2	3	4	5	6	7	8	9	10	<input type="checkbox"/>	

E11. To what extent do you believe the World Bank is adequately staffed in CAR, on a ten point scale?											
1	2	3	4	5	6	7	8	9	10	<input type="checkbox"/>	
To no degree at all									To a very significant degree	Don't know	

SECTION F: THE FUTURE ROLE OF THE WORLD BANK IN CAR

F1. How significant a role do you believe the World Bank SHOULD play in CAR's development over the medium term in the near future, on a ten point scale?										
1	2	3	4	5	6	7	8	9	10	<input type="checkbox"/>
Not a significant role at all									Very significant role	Don't know

F2. Which of the following SHOULD the World Bank do to make itself of greater value in CAR? (Choose no more than TWO)	
1	Improve the quality of its experts as related to CAR's specific challenges
2	Reduce the complexity of obtaining World Bank financing
3	Focus primarily on advocacy issues
4	Improve the competitiveness of its financing compared to markets (e.g., cost, timeliness, and other terms)
5	Ensure greater selectivity in its work
6	Provide more adequate data/knowledge/statistics/figures on CAR's economy
7	Offer more innovative financial products
8	Offer more innovative knowledge services
9	Work faster
10	Increase the level of World Bank staffing in CAR's office
11	Improve its coordination with other donors
12	Focus more on issues that are unique to post-conflict countries
13	Others (please specify): _____

SECTION G: COMMUNICATION AND INFORMATION SHARING

G1. Where do you get most of your information about economic and social development issues in CAR? (Choose no more than TWO)	
1	Local newspapers
2	International newspapers
3	Local radio
4	International radio
5	Local television
6	International television
7	Periodicals
8	Internet
9	Blogs
10	Mobile phones
11	Instant messaging
12	Other (please specify): _____

G2. How would you prefer to receive information from the World Bank? (Choose no more than TWO)	
1	World Bank website
2	Direct contact with World Bank (i.e., face to face meetings/discussions)
3	e-Newsletters
4	Instant messaging
5	World Bank seminars/workshops/conferences
6	World Bank publications and other written materials
7	Mobile phones
8	Social media (Facebook, Twitter, Youtube)
9	Blogs
10	Others (please specify): _____

G3	Are you aware of the World Bank's Access to Information Policy under which the Bank will now disclose any information in its possession that is not on a list of exceptions?	Yes	No
G4	Have you requested information from the World Bank on its activities in the past year? (If YES please go to Question G5; if NO please go to G6)	Yes	No
G5	Were you able to obtain this information?	Yes	No
G6	Do you have access to the Internet?	Yes	No
G7	Do you use/have you used the World Bank website?	Yes	No

SECTION G: COMMUNICATION AND INFORMATION SHARING (CONT...)

G8. Which do you primarily use?	
1	The World Bank's country website (www.worldbank.org/car)
2	The World Bank's main website (www.worldbank.org)

Please rate how much you agree with the following statements, on a ten point scale.													
		Strongly disagree								Strongly agree		Don't know	
G9	I use more data from the World Bank as a result of the organization's Open Data policy	1	2	3	4	5	6	7	8	9	10	<input type="checkbox"/>	
G10	I find the World Bank websites easy to navigate. <i>(Only answer if you have used a World Bank website)</i>	1	2	3	4	5	6	7	8	9	10	<input type="checkbox"/>	
G11	I find the information on the World Bank’s websites useful. <i>(Only answer if you have used a World Bank website)</i>	1	2	3	4	5	6	7	8	9	10	<input type="checkbox"/>	
G12	When I need information from the World Bank I know how to find it (e.g., whom to call, where to reach them, etc.)	1	2	3	4	5	6	7	8	9	10	<input type="checkbox"/>	
G13	The World Bank is responsive to my information requests and inquiries	1	2	3	4	5	6	7	8	9	10	<input type="checkbox"/>	

SECTION H: BACKGROUND INFORMATION

H1. Which of the following best describes your current position? (Please mark only ONE response)	
1	Office of the President
2	Office of the Prime Minister
3	Office of Minister
4	Office of Parliamentarian
5	Employee of a Ministry, Ministerial Department or Implementation Agency
6	Consultant/Contractor working on World Bank supported Project/Program
7	Project Management Unit (PMU) overseeing implementation of project
8	Local Government Office or Staff
9	Bilateral Agency
10	Multilateral Agency
11	Private Sector Organization
12	Private Foundation
13	Financial Sector/Private Bank
14	Local NGO
15	International NGO
16	Community Based Organization
17	Media (Press, Radio, TV, Web, etc.)
18	Independent Government Institution (i.e., Regulatory Agency, Central Bank/oversight institution)
19	Trade Union
20	Faith-Based Group
21	Academia/Research Institute/Think Tank
22	Judiciary Branch
23	Other (please specify): _____

SECTION H: BACKGROUND INFORMATION (CONT...)

H2. Please identify the primary specialization of your work. (Please mark only ONE response)	
1	Agricultural development
2	Anti corruption
3	Basic infrastructure
4	Climate change (e.g., mitigation, adaptation)
5	Communicable/non-communicable disease
6	Crime and violence
7	Disaster management
8	Domestic private sector development
9	Economic growth
10	Education
11	Energy
12	Environmental sustainability
13	Equality of opportunity (i.e., equity)
14	Financial markets
15	Food security
16	Foreign direct investment
17	Gender
18	Global information and communications technology
19	Global integration
20	Governance
21	Health
22	Job creation/employment
23	Law and justice (e.g., judicial system)
24	Local governance and institutions
25	Monitoring and evaluation
26	Natural resource management (e.g., oil, gas, mining)
27	Poverty reduction
28	Public financial management (e.g., public expenditure, fiscal system reform)
29	Public sector reform
30	Regional conflict and tensions
31	Regional integration
32	Regulatory framework
33	Rural development
34	Security/stabilization/reconstruction
35	Social cohesion
36	Social protection
37	Trade and exports
38	Transport (e.g., roads, bridges, transportation)
39	Urban development
40	Water and sanitation
41	Other (please specify): _____

SECTION H: BACKGROUND INFORMATION (CONT...)

H3. Currently, do you professionally collaborate/work with the World Bank in your country?

1	Yes
2	No

H4. Which of the following describes most of your exposure to the World Bank in CAR? (Choose no more than TWO)

1	Observer (i.e., follow in media, discuss in informal conversations, etc.)
2	Use World Bank reports/data
3	Engage in World Bank related/sponsored events/activities
4	Collaborate as part of my professional duties
5	Use World Bank website for information, data, research, etc.

H5. Which best represents your geographic location?

1	Bangui
2	Other cities
3	Rural areas

Thank you for completing the survey!