

# Nepal

The World Bank  
Country Survey FY 2013

Report of Findings  
February 2013

# Table of Contents

I. Objectives .....	3
II. Methodology.....	3
III. Demographics of the Sample.....	5
IV. General Issues facing Nepal.....	10
V. Overall Attitudes toward the World Bank .....	14
VI. Sectoral Effectiveness.....	18
VII. World Bank Knowledge and Instruments .....	21
VIII. How the World Bank Operates.....	30
IX. The Future Role of the World Bank in Nepal .....	34
X. Communication and Openness.....	38
XI. Appendices.....	46



## I. Objectives

This survey was designed to achieve the following objectives:

- Assist the World Bank in gaining a better understanding of how stakeholders in Nepal perceive the Bank;
- Obtain systematic feedback from stakeholders in Nepal regarding:
  - Their views regarding the general environment in Nepal;
  - Their overall attitudes toward the World Bank in Nepal;
  - Overall impressions of the World Bank's effectiveness and results, knowledge and research, and communication and information sharing in Nepal; and
  - Perceptions of the World Bank's future role in Nepal.
- Use data to help inform the Nepal country team's strategy.

## II. Methodology

In November and December 2012, 410 stakeholders of the World Bank in Nepal were invited to provide their opinions on the Bank's assistance to the country by participating in a country survey. Participants in the survey were drawn from among the office of the President or Prime Minister; the office of a Minister; the office of a Parliamentarian; employees of a ministry, ministerial department, or implementation agency; consultants/contractors working on World Bank-supported projects/programs; project management units (PMUs) overseeing implementation of a project; local government officials or staff; bilateral agencies; multilateral agencies; private sector organizations; private foundations; the financial sector/private banks; NGOs; community-based organizations (CBOs); the media; independent government institutions; trade unions; faith-based groups; academia/research institutes/think tanks; the judiciary branch; women's groups; and youth groups. A total of 310 stakeholders participated in the country survey (76%).

Respondents received questionnaires via courier or email and returned it accordingly or completed questionnaires with a representative of the fielding agency. Respondents were asked about: general issues facing Nepal, their overall attitudes toward the Bank; the World Bank's effectiveness and results; the Bank's knowledge work and activities; working with the World Bank; the Bank's future role in Nepal, and the Bank's communication and information sharing.

Every country that engages in the Country Survey must include specific indicator questions that will be aggregated for the Bank's annual Corporate Scorecard. These questions are identified throughout the survey report.

- A. General Issues facing Nepal: Respondents were asked to indicate whether Nepal was headed in the right or wrong direction, the most important development priorities, and which areas would contribute most to reducing poverty and generating economic growth in Nepal.

## II. Methodology (continued)

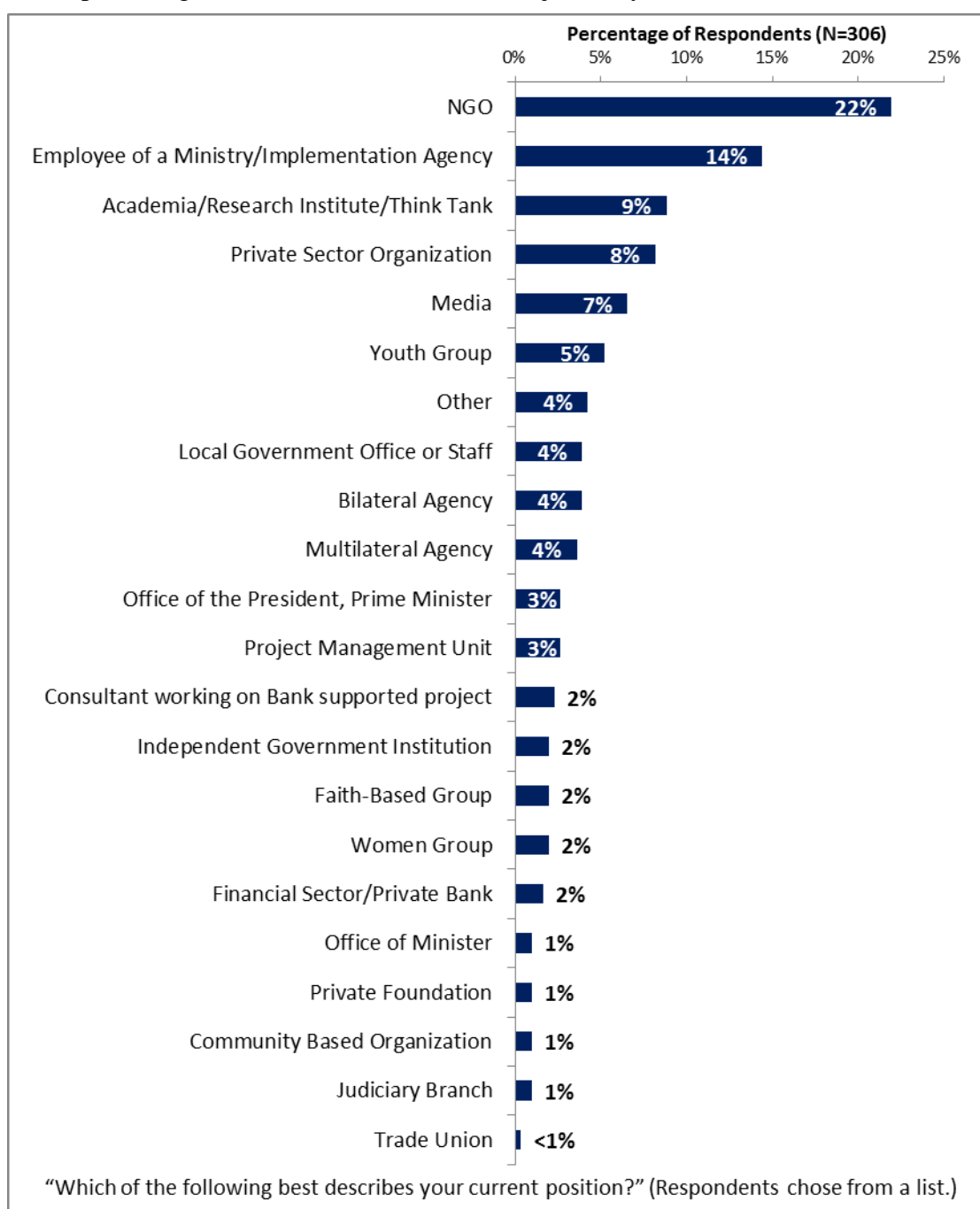
- B. Overall Attitudes toward the World Bank: Respondents were asked to rate their familiarity with the World Bank, the Bank's effectiveness in Nepal, Bank staff preparedness, the extent to which the Bank should seek to influence the global development agenda, agreement with various statements regarding the Bank's work, and the extent to which the Bank is an effective development partner. Respondents were also asked to indicate the sectoral areas on which it would be most productive for the Bank to focus its resources, the Bank's greatest values and greatest weaknesses in its work, the most effective instruments in helping to reduce poverty in Nepal, with which groups the Bank should work more in Nepal, and how they attribute slow or failed reform efforts.
- C. World Bank Effectiveness and Results: Respondents were asked to rate the Bank's level of effectiveness across twenty-six development areas, the extent to which the Bank's work helps achieve sustainable development results in Nepal, and the extent to which the Bank meets Nepal's needs for financial instruments and knowledge services.
- D. The World Bank's Knowledge Work and Activities (i.e., Analysis, Studies, Research, Data, Reports, Conferences): Respondents were asked to indicate how frequently they consult Bank knowledge work and activities in the work they do, the areas on which the Bank should focus its knowledge work and activities, and to rate the effectiveness and quality of the Bank's knowledge work and activities, including how significant a contribution it makes to development results and its technical quality.
- E. Working with the World Bank: Respondents were asked to rate their level of agreement with a series of statements regarding working with the Bank, such as the Bank disbursing funds promptly, as well as rating the extent to which the Nepal office is adequately staffed.
- F. The Future Role of the World Bank in Nepal: Respondents were asked to rate how significant a role the Bank should play in Nepal's development in the near future and to indicate what the Bank should do to make itself of greater value in Nepal.
- G. Communication and Information Sharing: Respondents were asked to indicate how they get information about economic and social development issues, how they prefer to receive information from the Bank, their access to the Internet, and their usage and evaluation of the Bank's website and PICs. Respondents were asked about their awareness of the Bank's Access to Information policy, past information requests from the Bank, and their level of agreement that they use more data from the World Bank as a result of the Bank's Open Data policy. Respondents were also asked to indicate their level of agreement that they know how to find information from the Bank and that the Bank is responsive to information requests.
- H. Background Information: Respondents were asked to indicate their current position, specialization, whether they professionally collaborate with the World Bank, their exposure to the Bank in Nepal, and their geographic location.

In addition, when possible, responses from respondents completing this year's country survey were compared to responses from the 186 respondents (47% response rate) who completed the survey in FY 2009. Notations and/or charts are included when these comparisons were possible.

### III. Demographics of the Sample

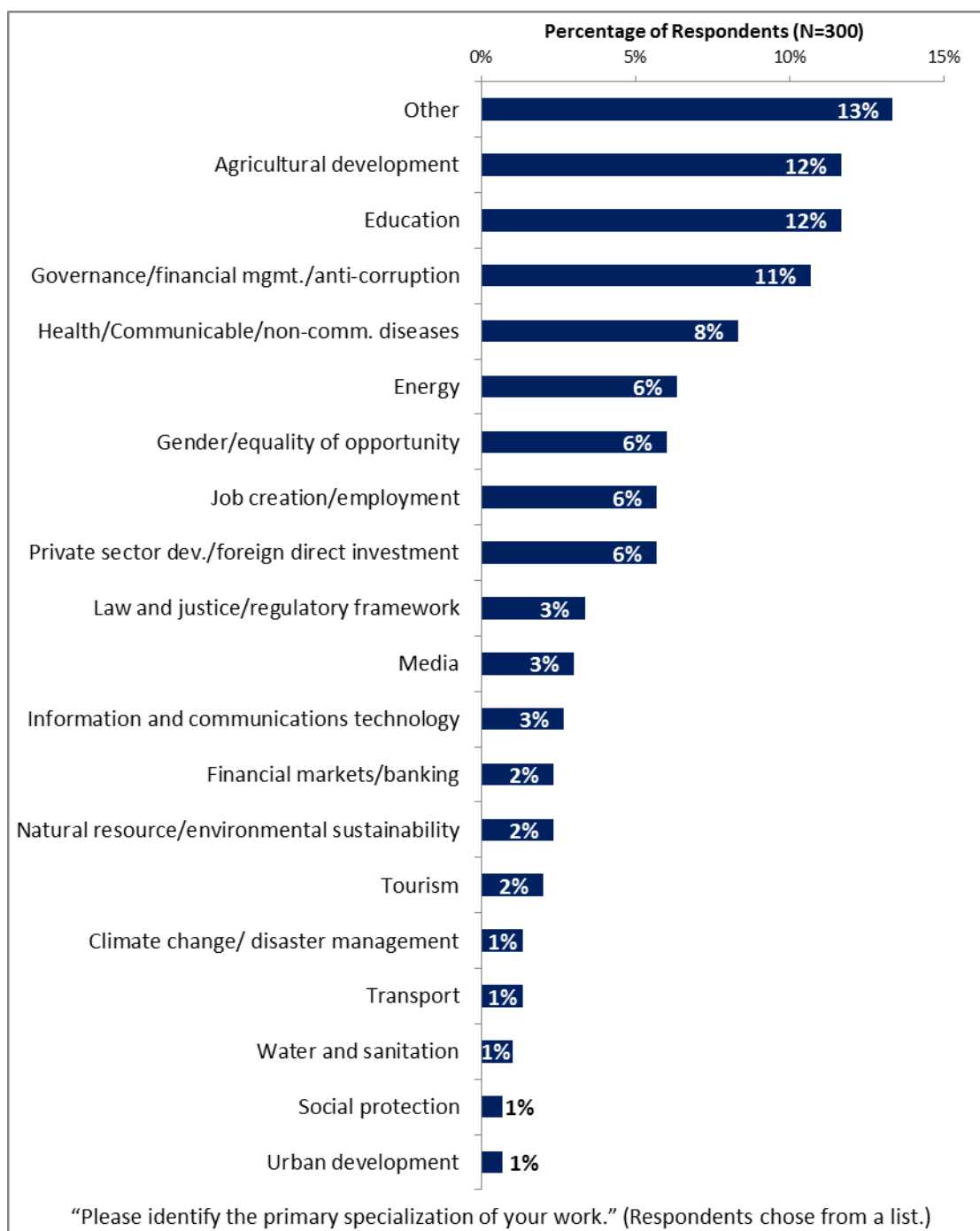
#### Current Position

- For further analyses, the small number of respondents from the office of a Minister were combined with those from the office of the President/Prime Minister, respondents from PMUs were combined with consultants on Bank projects, respondents from multilateral agencies were combined with those from bilateral agencies, respondents from the financial sector/private banks were combined with those from the private sector, respondents from private foundations, CBOs trade unions, faith-based groups, NGOs, and women's groups were combined into a CSO category, and the few respondents from independent government institutions and the judiciary were included in "Other".



### III. Demographics of the Sample (continued)

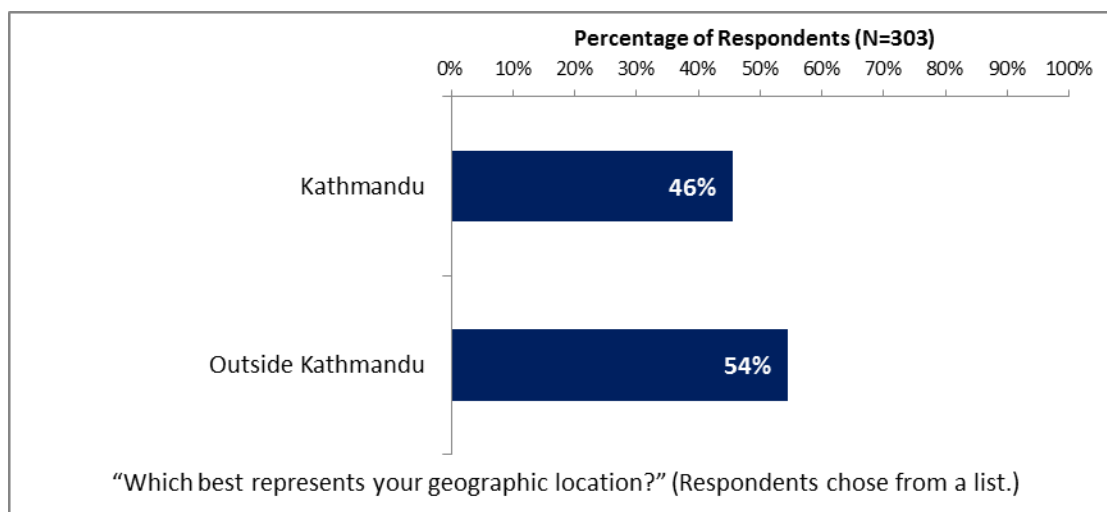
#### Area of Primary Specialization



### III. Demographics of the Sample (continued)

#### Geographic Location

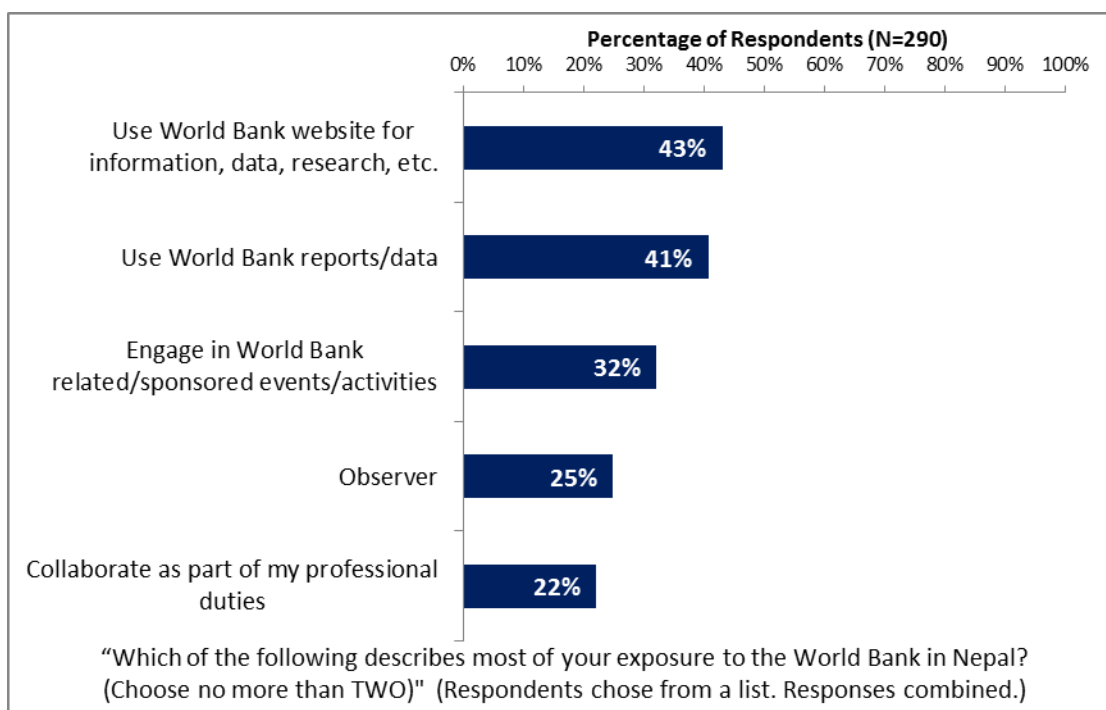
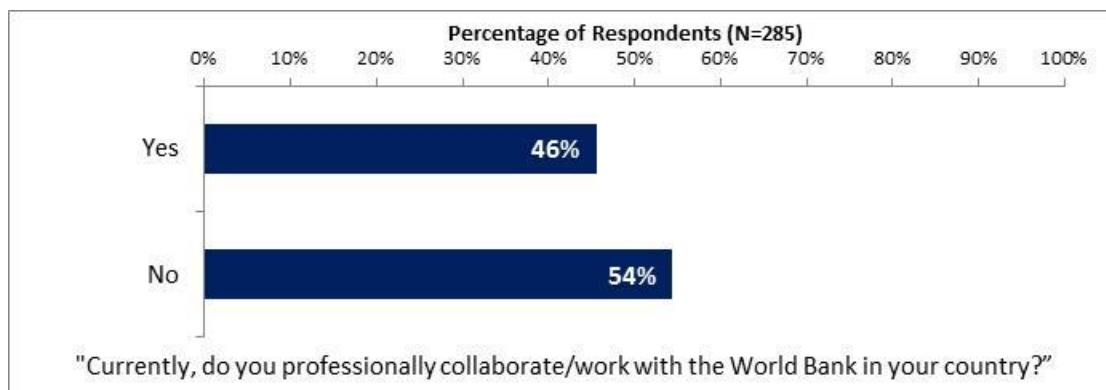
- Responses across geographic locations for all country survey questions can be found in the Appendix (see page 79). Only significant differences between geographic locations in response to indicator questions will be discussed in the body of this report.



### III. Demographics of the Sample (continued)

#### Collaboration with and Exposure to the World Bank

- Differences in responses to the indicator questions, based on levels of collaboration and exposure to the World Bank in Nepal, can be found in the Appendix (page 94). Please note that where these two factors appear to have a significant relationship with overall views of the Bank, it is highlighted in yellow in that table.

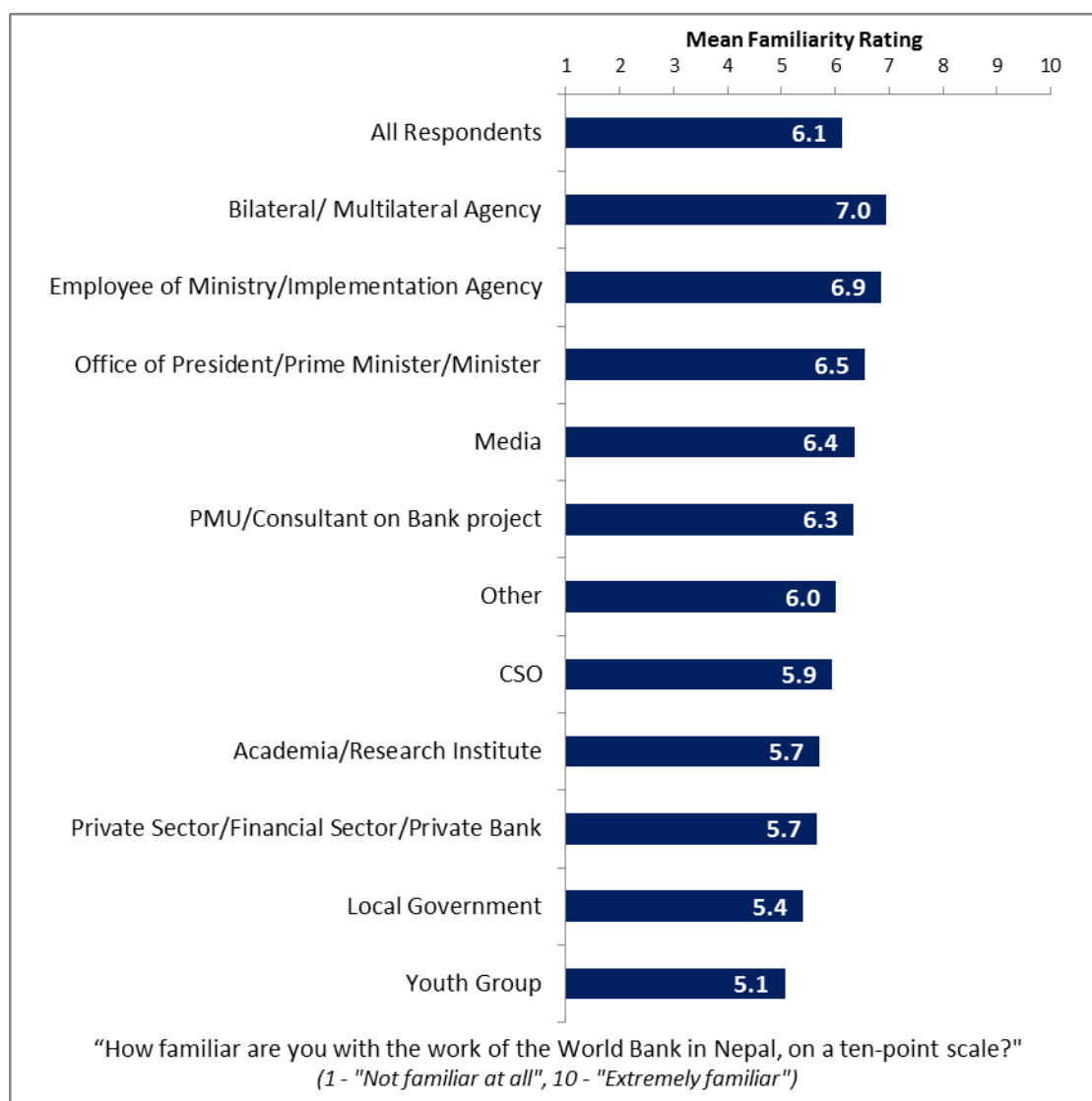




### III. Demographics of the Sample (continued)

#### Familiarity with the World Bank

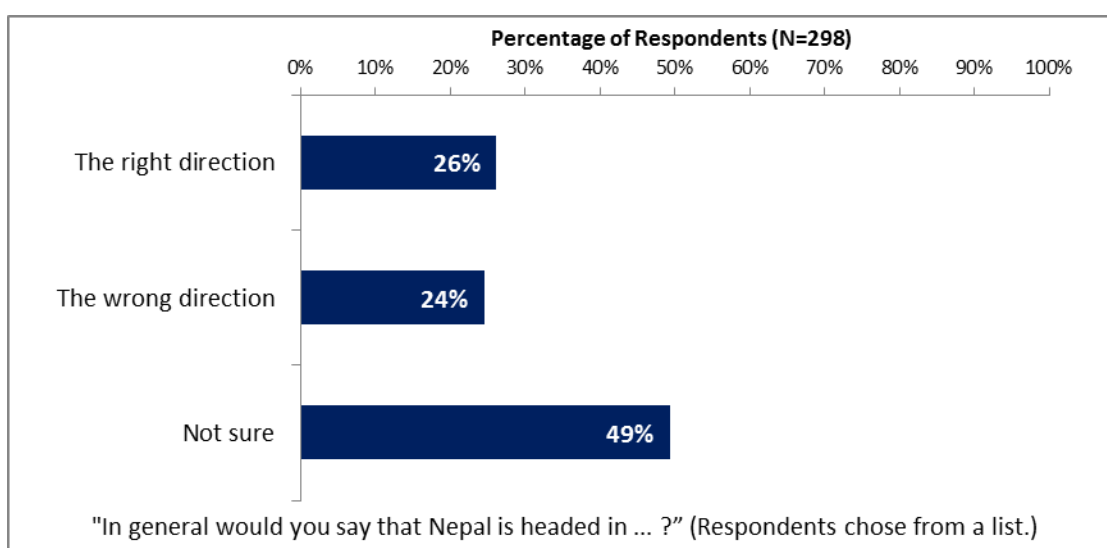
- Across all respondents, familiarity with the Bank received a mean rating of 6.1; this was statistically similar to the mean rating received in the FY '09 country survey (6.0).
  - Respondents from bilateral or multilateral agencies and employees of ministries/ implementation agencies had the highest levels of familiarity with the Bank whereas respondents from local government and youth groups had significantly lower levels of familiarity.
  - Respondents from Kathmandu had significantly higher levels of familiarity with the Bank (6.4) compared to respondents from outside Kathmandu (5.8).
  - It should be noted that respondents' ratings of familiarity with the Bank were significantly, moderately correlated with their perceptions of the Bank's overall effectiveness in Nepal, the Bank's ability to help achieve sustainable development results, and the Bank's relevance to Nepal's development.



## IV. General Issues facing Nepal

### Headed in the Right Direction

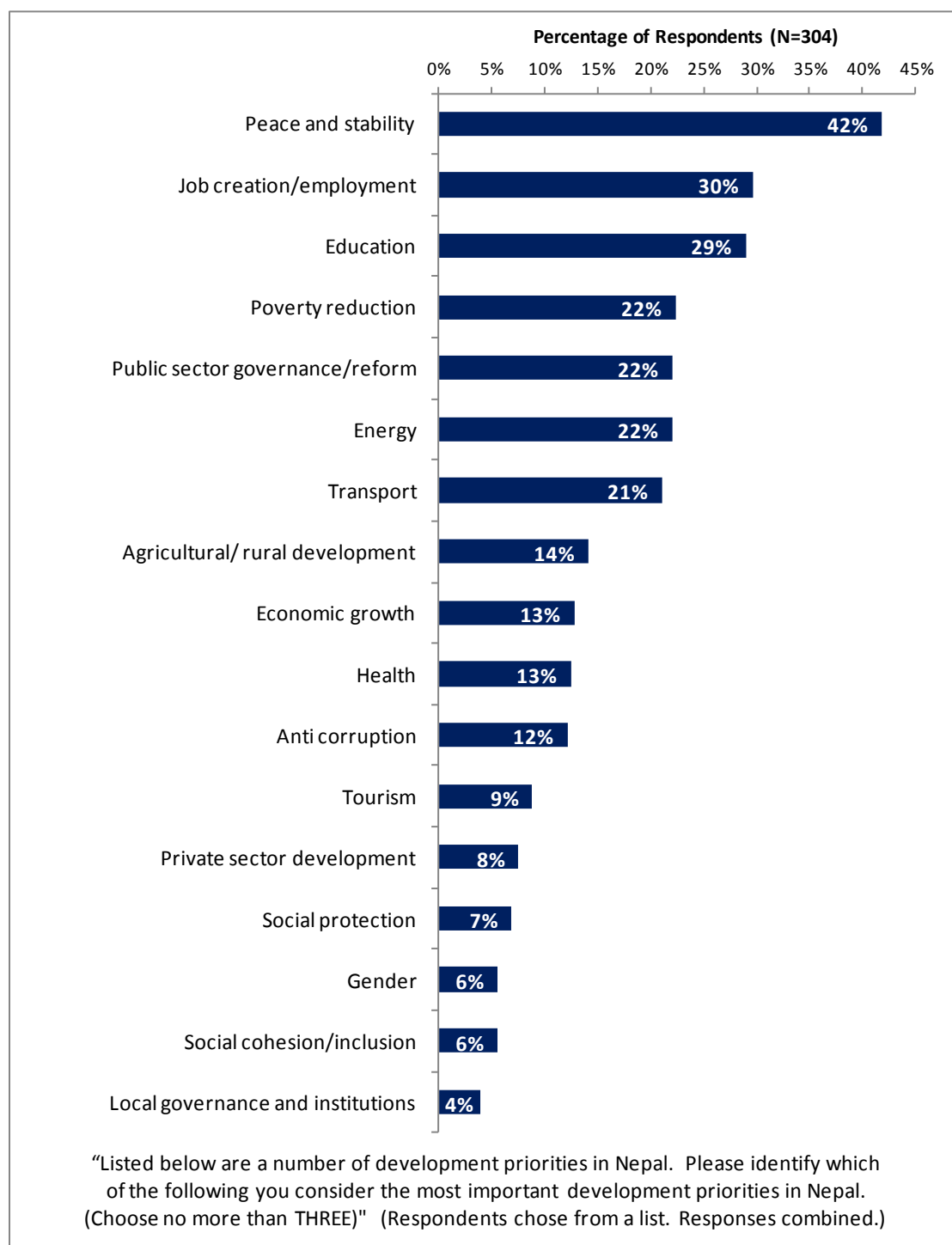
- When asked whether Nepal is headed in the right or wrong direction, nearly half of all respondents indicated that they were not sure.
  - Although the majority of respondents from the office of the President/Prime Minister indicated that Nepal is headed in the right direction, pluralities of respondents across all other stakeholder groups indicated that they were not sure whether Nepal was headed in the right or wrong direction.



## IV. General Issues facing Nepal (continued)

### Development Priorities

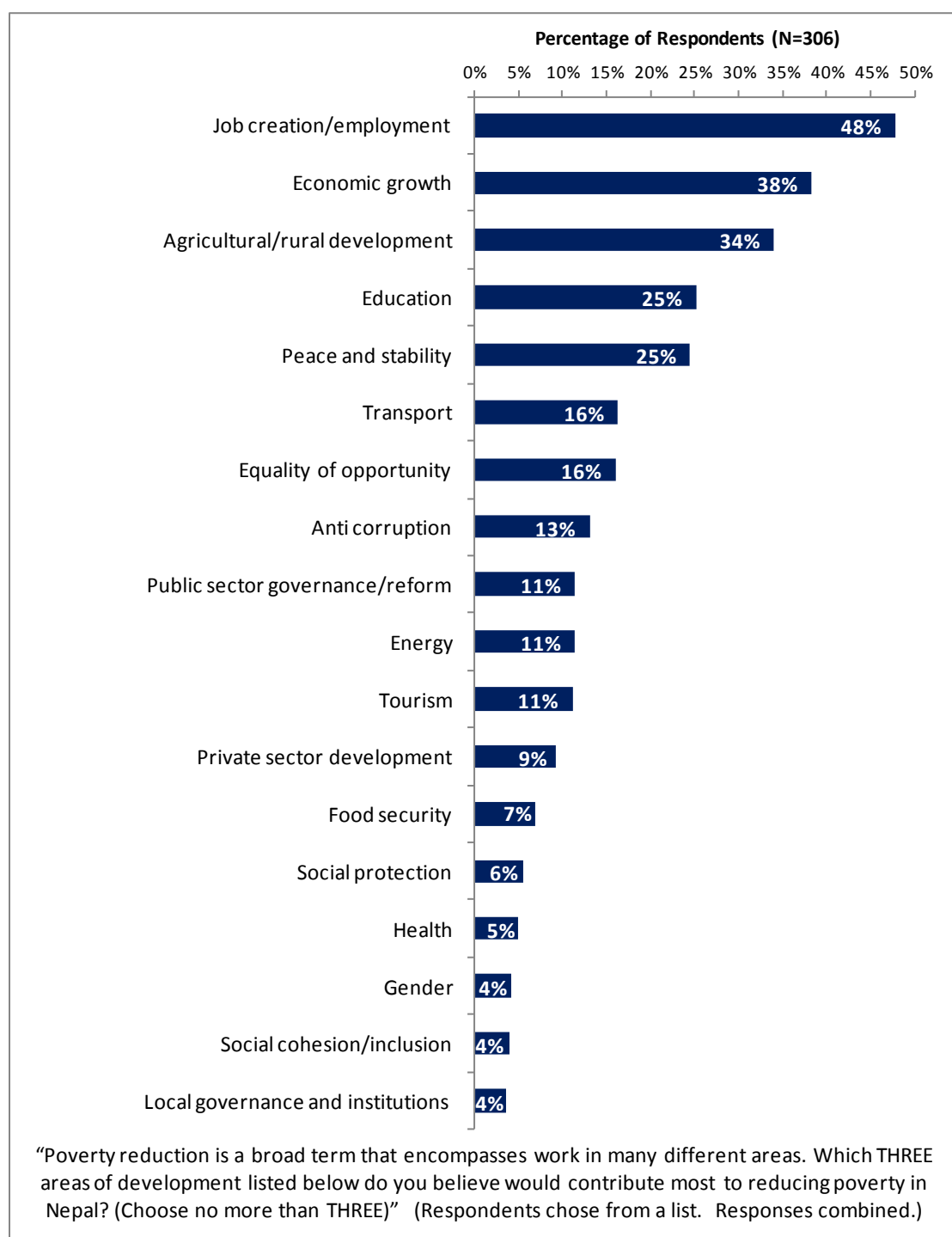
- Respondents in the FY '09 country survey indicated that government effectiveness/governance (52%) was the most important development priority for Nepal.



## IV. General Issues facing Nepal (continued)

### Factors Contributing to Poverty Reduction

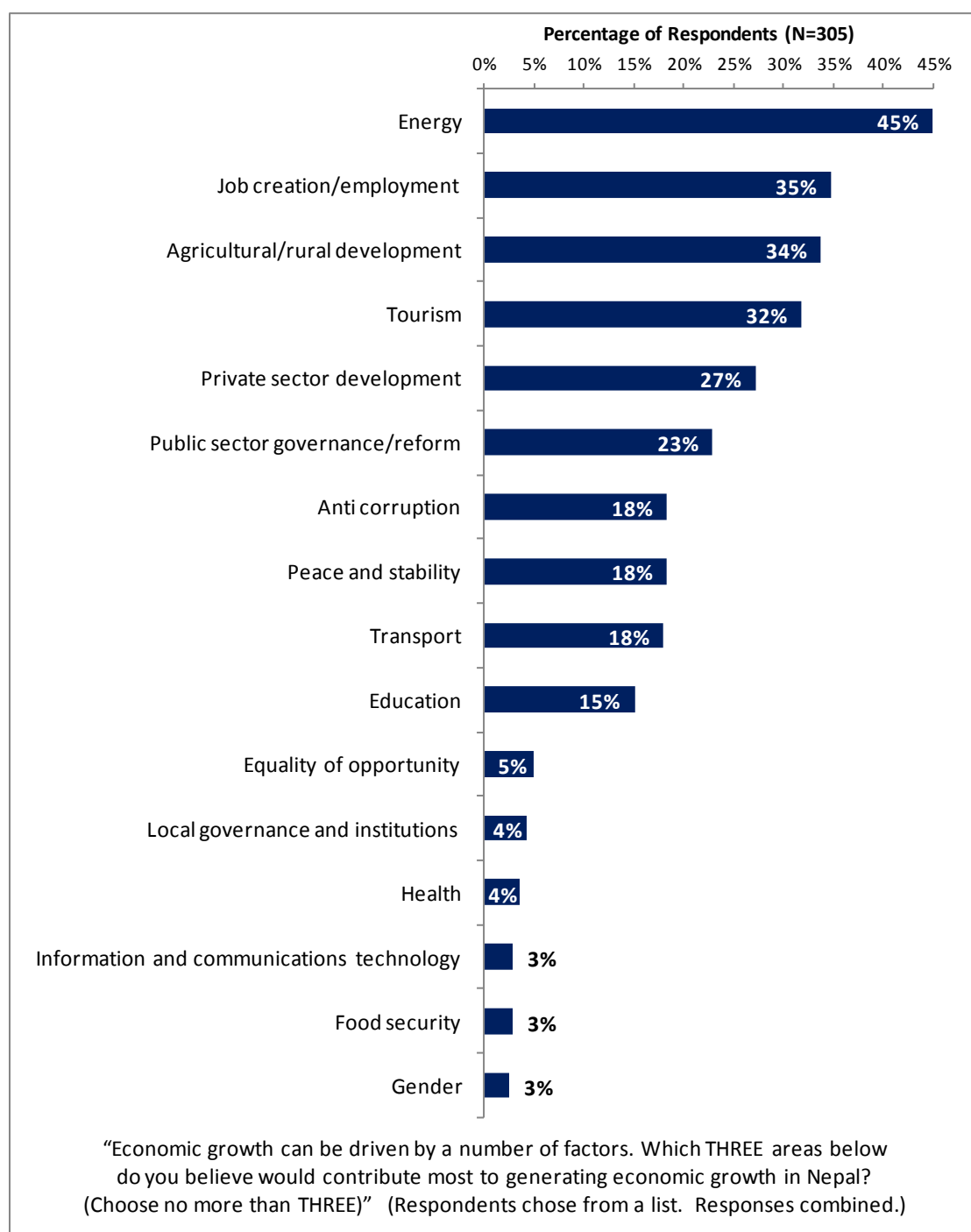
- Respondents in the FY '09 country survey indicated that employment (28%), infrastructure development (24%), and agricultural development (22%) would contribute most to poverty reduction in Nepal.



## IV. General Issues facing Nepal (continued)

### Factors Contributing to Economic Growth

- Respondents in the FY '09 country survey indicated that improving basic infrastructure (44%), increasing agricultural productivity (33%), and improving governance (32%) would contribute most to generating economic growth in Nepal.

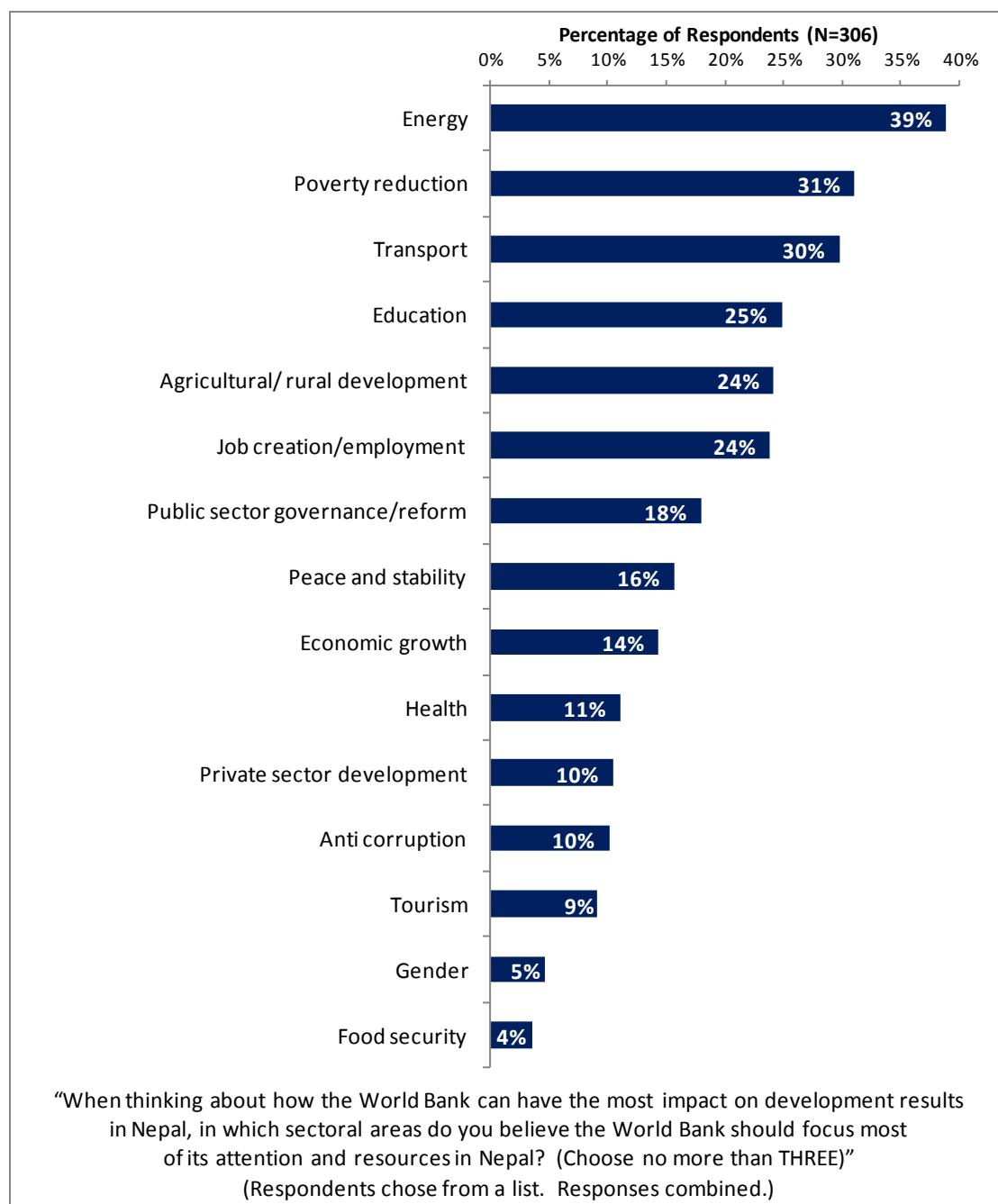


## V. Overall Attitudes toward the World Bank

As noted in the “Methodology” section, the indicator questions referred to throughout the survey report are questions that are asked in every country that engages in the Country Survey. These will be aggregated for the Bank’s annual Corporate Scorecard.

### Focusing World Bank Resources

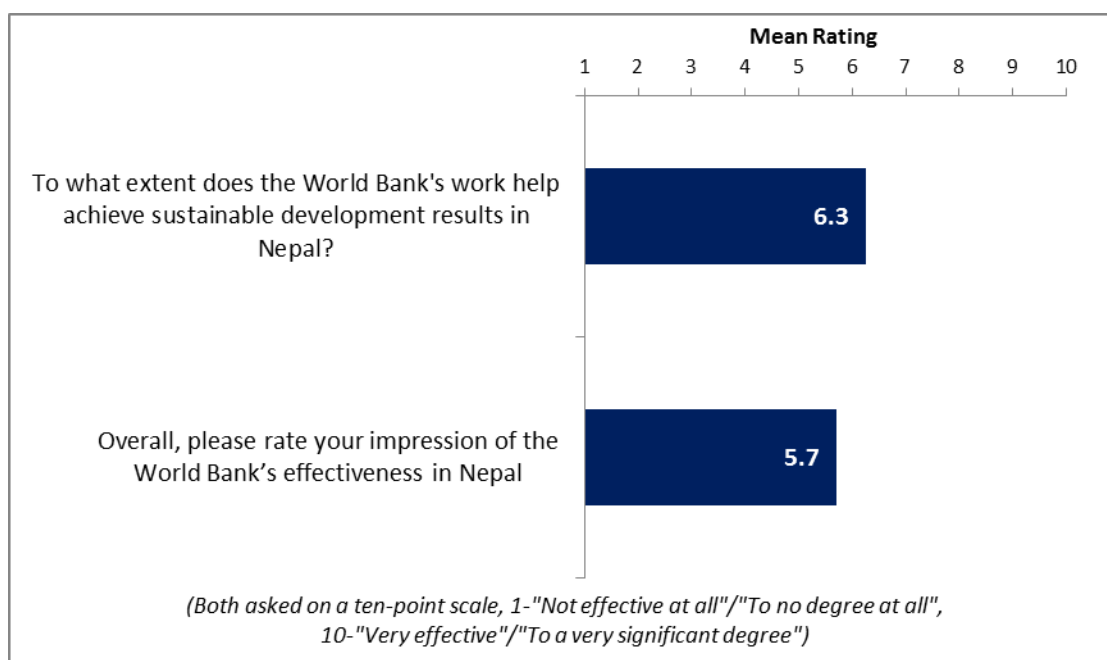
- Respondents in the FY '09 country survey indicated that it would be most productive for the Bank to focus most of its resources on increasing employment (25%), reducing poverty (22%), improving basic infrastructure (20%), agriculture development (18%), rural development (17%), government effectiveness (17%), and economic growth (17%).



## V. Overall Attitudes toward the World Bank (continued)

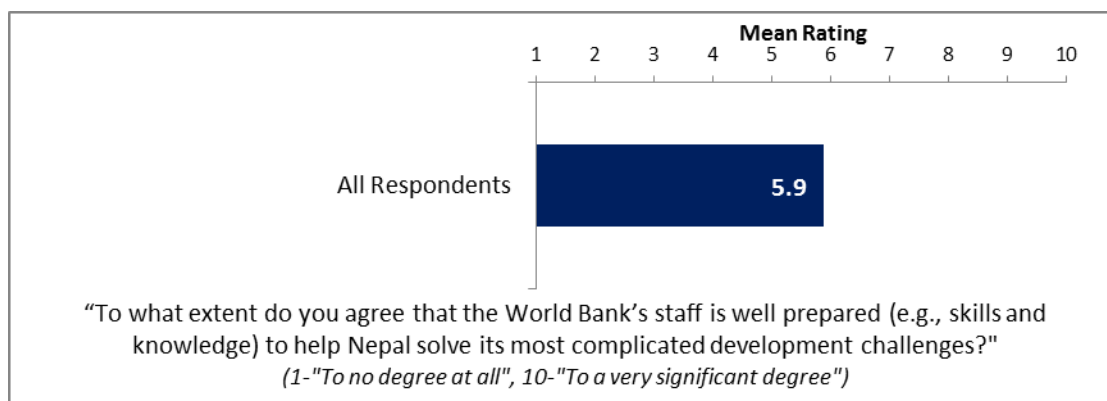
### The World Bank's Overall Effectiveness in Nepal (*Indicator Question*)

- Ratings of the World Bank's work achieving sustainable development results in Nepal received a mean rating of 6.3 across all respondents.
  - Respondents across all stakeholder groups and geographic locations gave statistically similar ratings for the extent to which the Bank's work achieves sustainable development results in Nepal.
- Across all respondents, ratings of the World Bank's overall effectiveness in Nepal received a mean rating of 5.7; this was significantly *lower* than the mean overall effectiveness rating received in the FY '09 country survey (6.3).
  - Respondents across all stakeholder groups and geographic locations had statistically similar ratings for the Bank's overall effectiveness in Nepal.



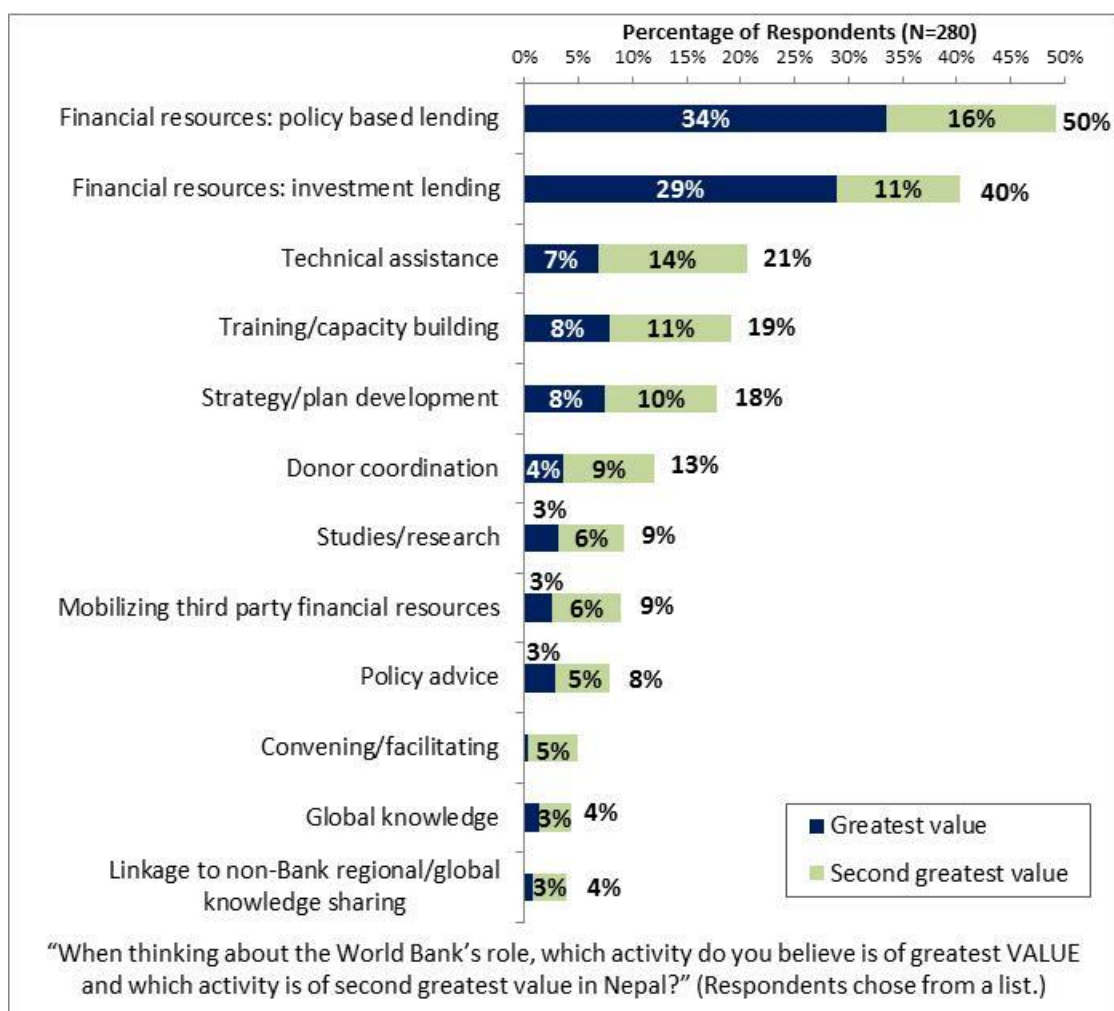
## V. Overall Attitudes toward the World Bank (continued)

### Bank Staff are Well Prepared to Help Nepal



### The World Bank's Greatest Value in Nepal

- Respondents in the FY '09 survey indicated that the Bank's financial resources (41%), policy and economic advice (34%), and its knowledge and research (27%) were its greatest values to Nepal.

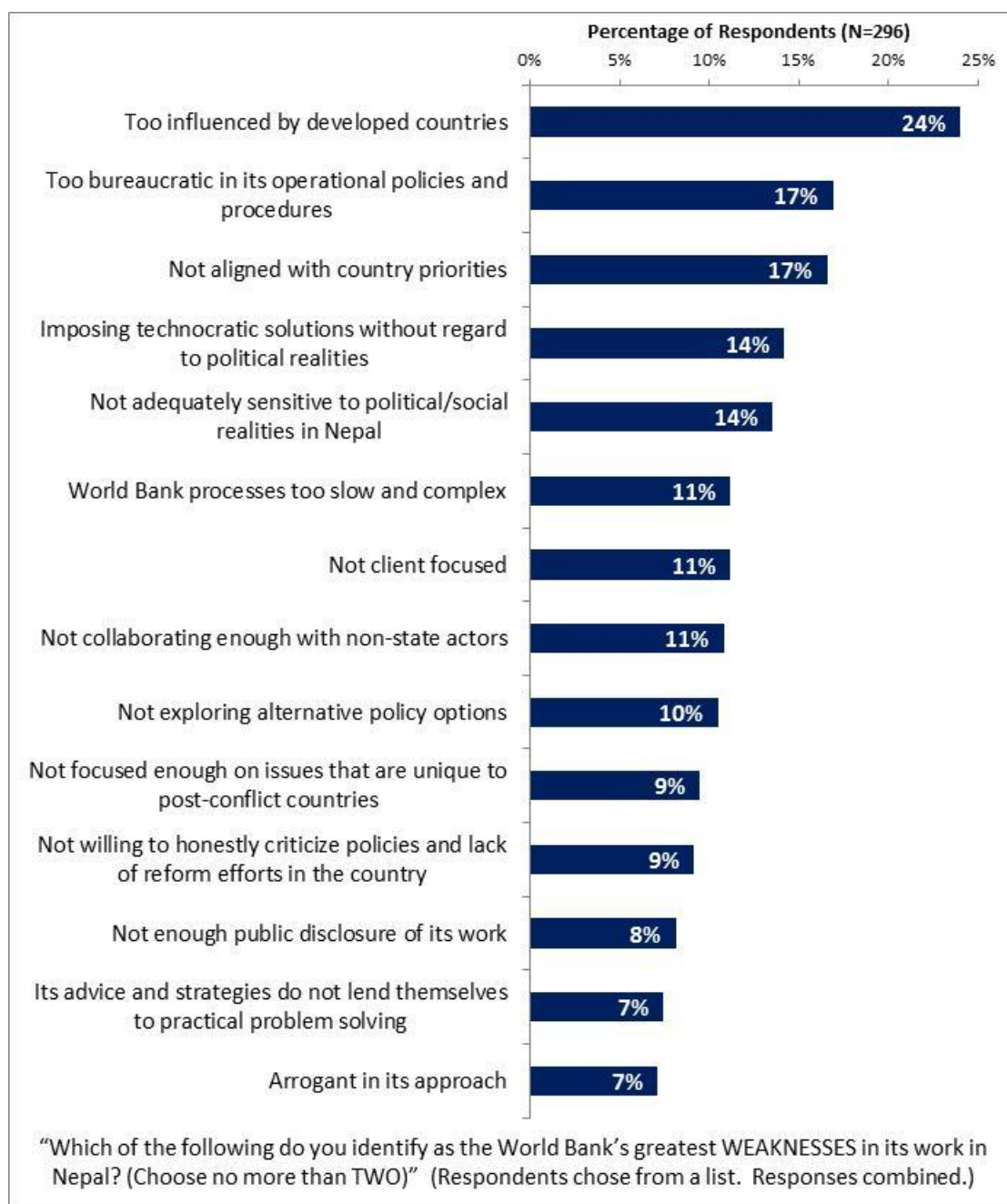




## V. Overall Attitudes toward the World Bank (continued)

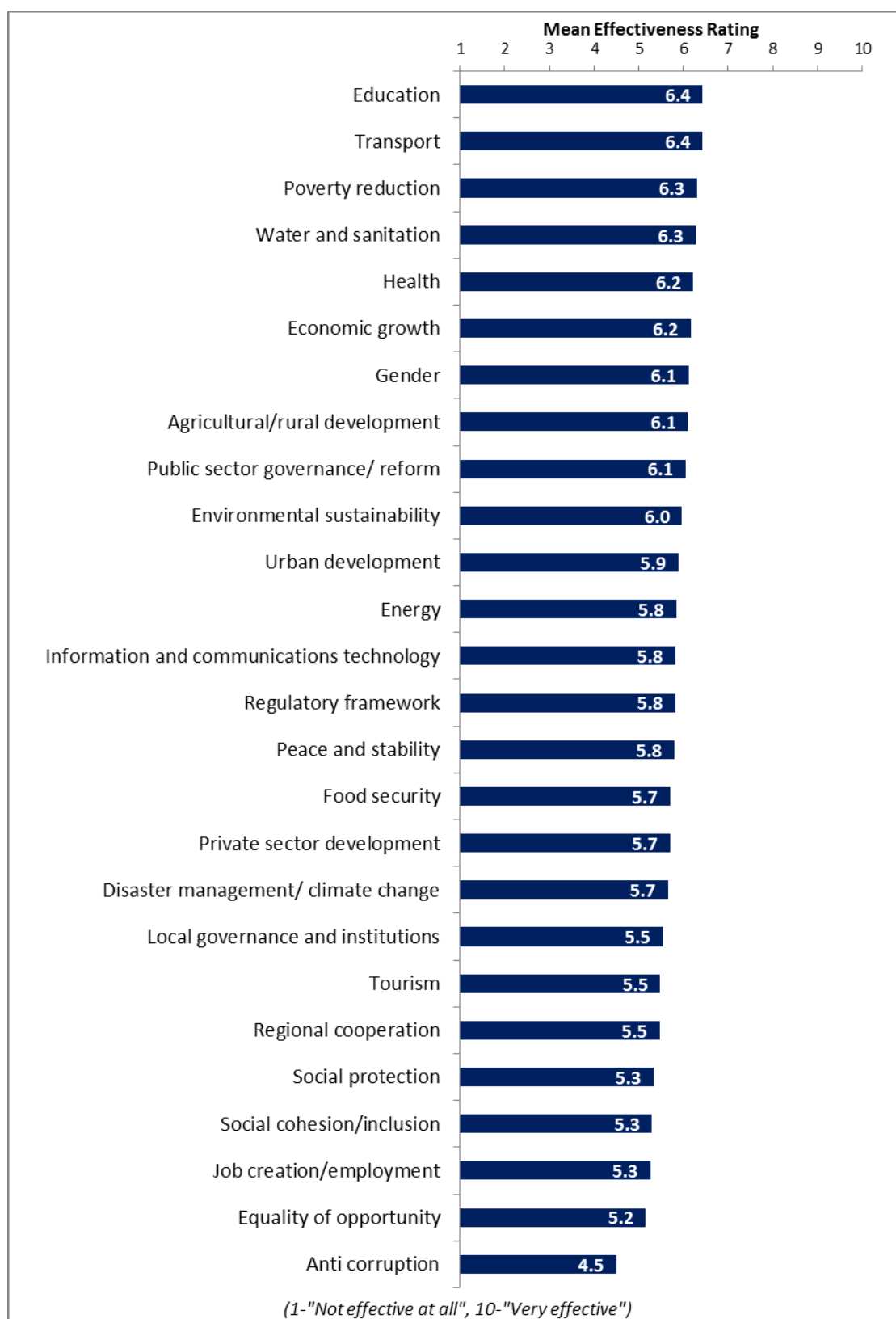
### Greatest Weakness

- Respondents in the FY '09 country survey indicated that the Bank's greatest weaknesses in its work in Nepal were imposing technocratic solutions without regard to political realities (43%), being too bureaucratic in its operational policies and procedures (36%), and not exploring alternative policy options (29%).



## VI. Sectoral Effectiveness

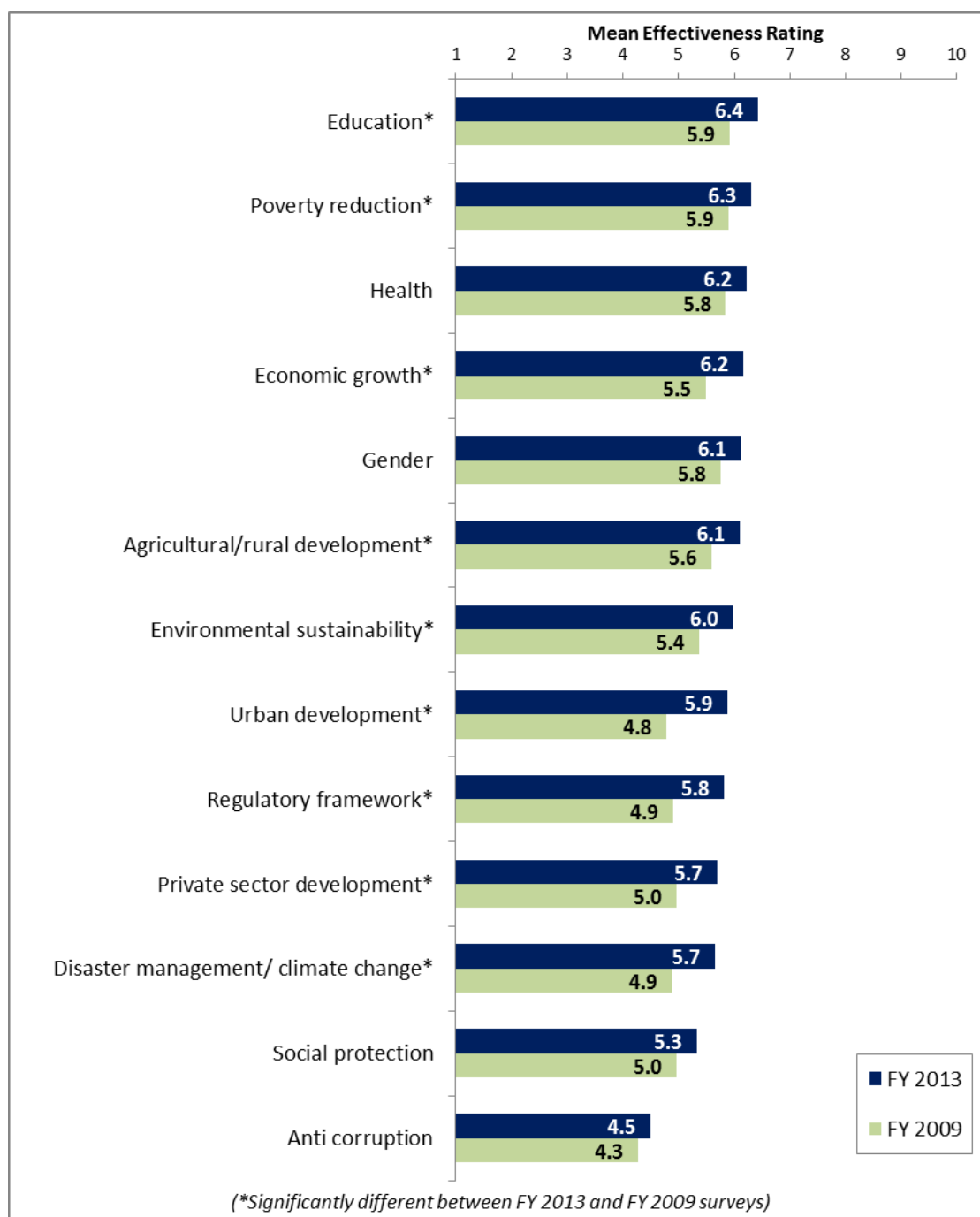
### Specific Areas of Effectiveness



## VI. Sectoral Effectiveness (continued)

### Specific Areas of Effectiveness (continued)

- Respondents in this year's country survey gave *higher* ratings for the Bank's effectiveness across most areas that could be compared to respondents in the FY '09 country survey (those differences that reached statistical significance are noted in the graph).



## VI. Sectoral Effectiveness (continued)

### Drivers of Effectiveness

To determine the key drivers of respondents' ratings of the Bank's overall effectiveness and ratings of its ability to help achieve sustainable development results in Nepal, bivariate correlational analyses were conducted using respondents' ratings of the twenty-six specific areas of effectiveness.

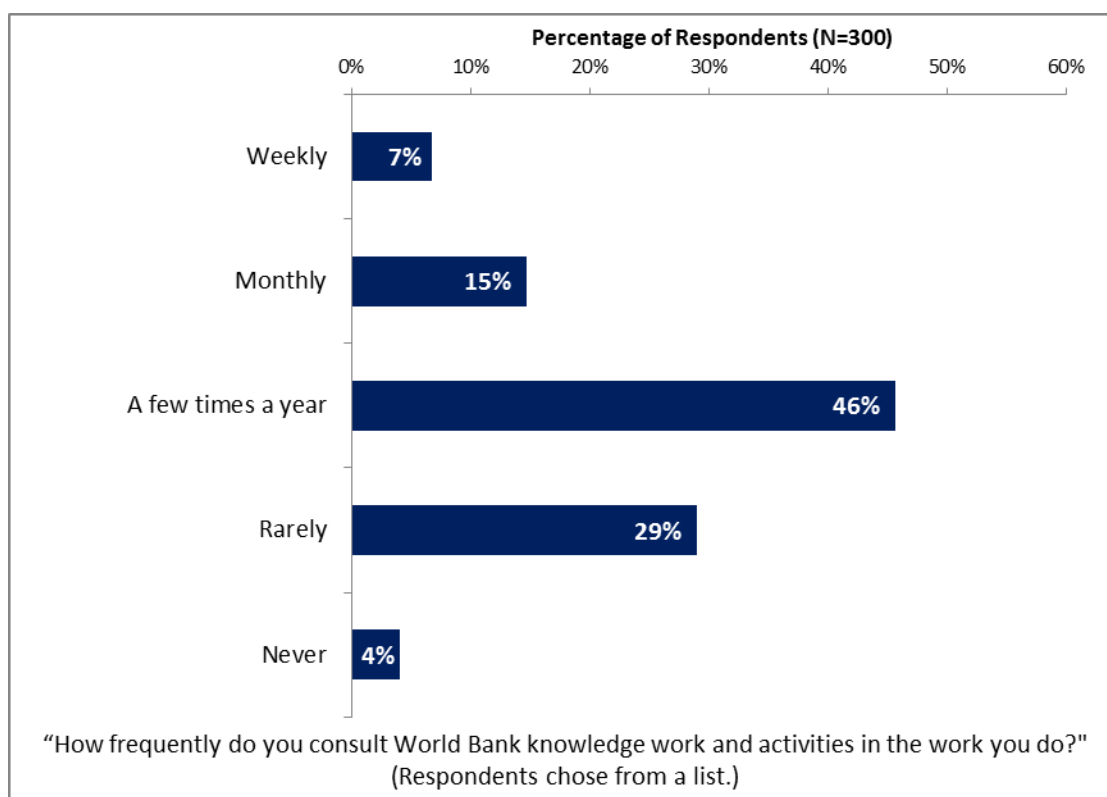
Correlational analyses, however, are not able to tell us exactly what is causing respondents' ratings of the Bank's overall effectiveness or ratings of its ability to help achieve sustainable development results. Rather, these analyses tell us that as ratings of effectiveness in one area increase, respondents' ratings of the Bank's overall effectiveness increase, or as ratings of effectiveness in one area increase, ratings of the Bank's ability to help achieve sustainable development results increase. Thus, it can be inferred that respondents' perceptions of effectiveness in one specific area are related to, or drive, respondents' perceptions of the Bank's overall effectiveness or perceptions of the Bank's ability to help achieve sustainable development results.

- Overall Effectiveness: Those specific areas with the highest Pearson Product-Moment correlations were determined to be the most closely related to perceptions of the Bank's overall effectiveness, suggesting that ratings of effectiveness in those specific areas are drivers of perceptions of the Bank's overall effectiveness in Nepal. The areas determined to be key drivers from these analyses were:
  - The Bank's effectiveness at regulatory framework;
  - The Bank's effectiveness at poverty reduction; and
  - The Bank's effectiveness at gender.
  - Of note, the areas determined to be key drivers of the Bank's overall effectiveness in the FY '09 country survey were:
    - The Bank's effectiveness at helping to reduce poverty;
    - The Bank's effectiveness at helping to bring about economic growth;
    - The Bank's effectiveness at encouraging greater transparency in governance;
    - The Bank's effectiveness at helping to strengthen infrastructure development;
    - The Bank's effectiveness at helping to strengthen environment and natural resources management; and
    - The Bank's effectiveness at helping to strengthen the private sector.
- Achieving Sustainable Development Results: Those specific areas with the highest Pearson Product-Moment correlations were determined to be the most closely related to perceptions of the Bank's ability to help achieve sustainable development results in Nepal, suggesting that ratings of effectiveness in those specific areas are drivers of perceptions of the Bank's ability to help achieve sustainable development results. The areas determined to be key drivers from these analyses were:
  - The Bank's effectiveness at poverty reduction; and
  - The Bank's effectiveness at tourism.

## VII. World Bank Knowledge and Instruments

### Knowledge: Frequency of Use

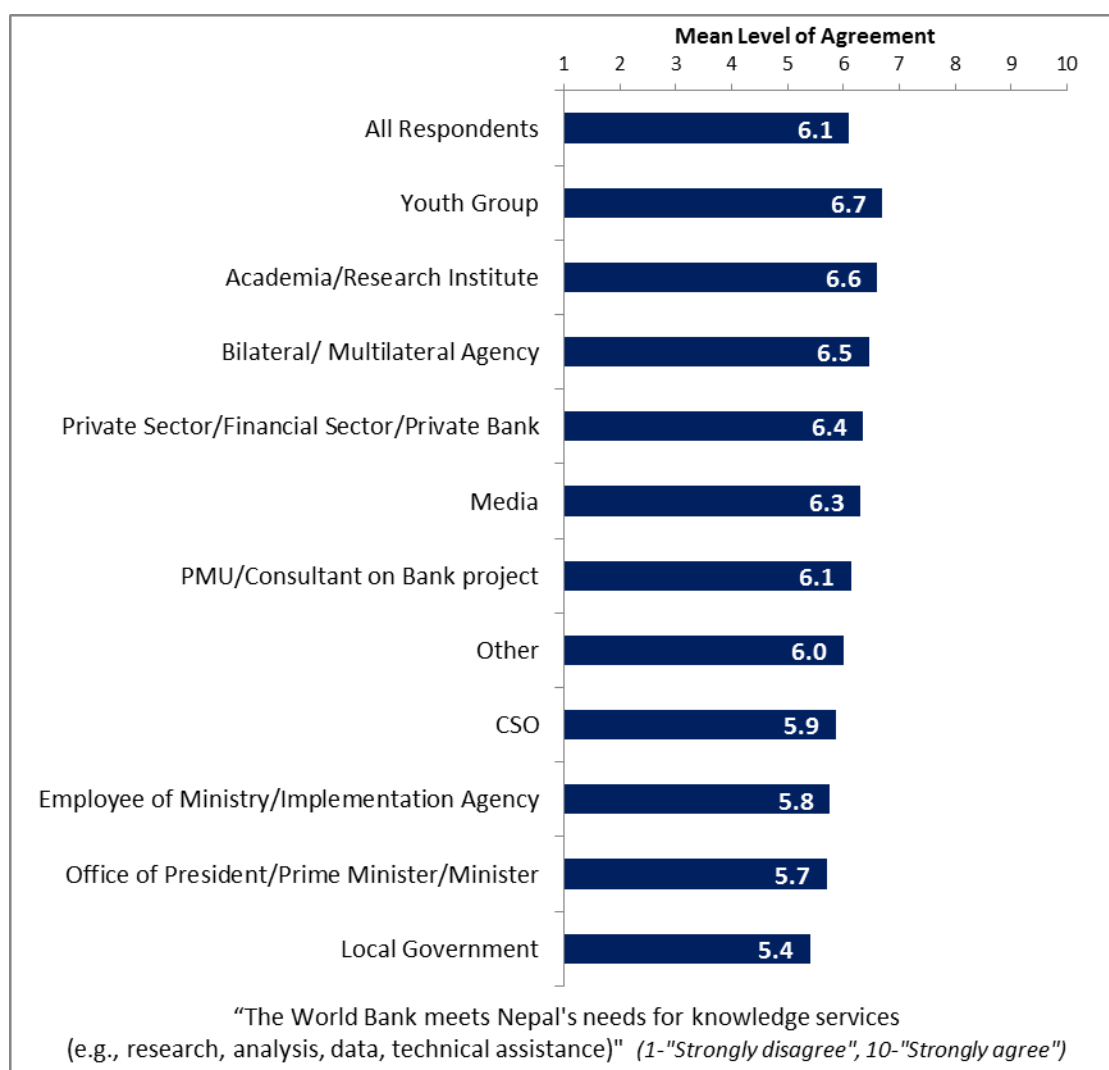
- There were some interesting stakeholder group differences in their usage of the World Bank's knowledge work and activities.
  - Respondents from local government and youth groups consulted World Bank knowledge work and activities significantly less frequently than respondents from other stakeholder groups.



## VII. World Bank Knowledge and Instruments (continued)

### Knowledge: Meeting Nepal's Knowledge Needs (*Indicator Question*)

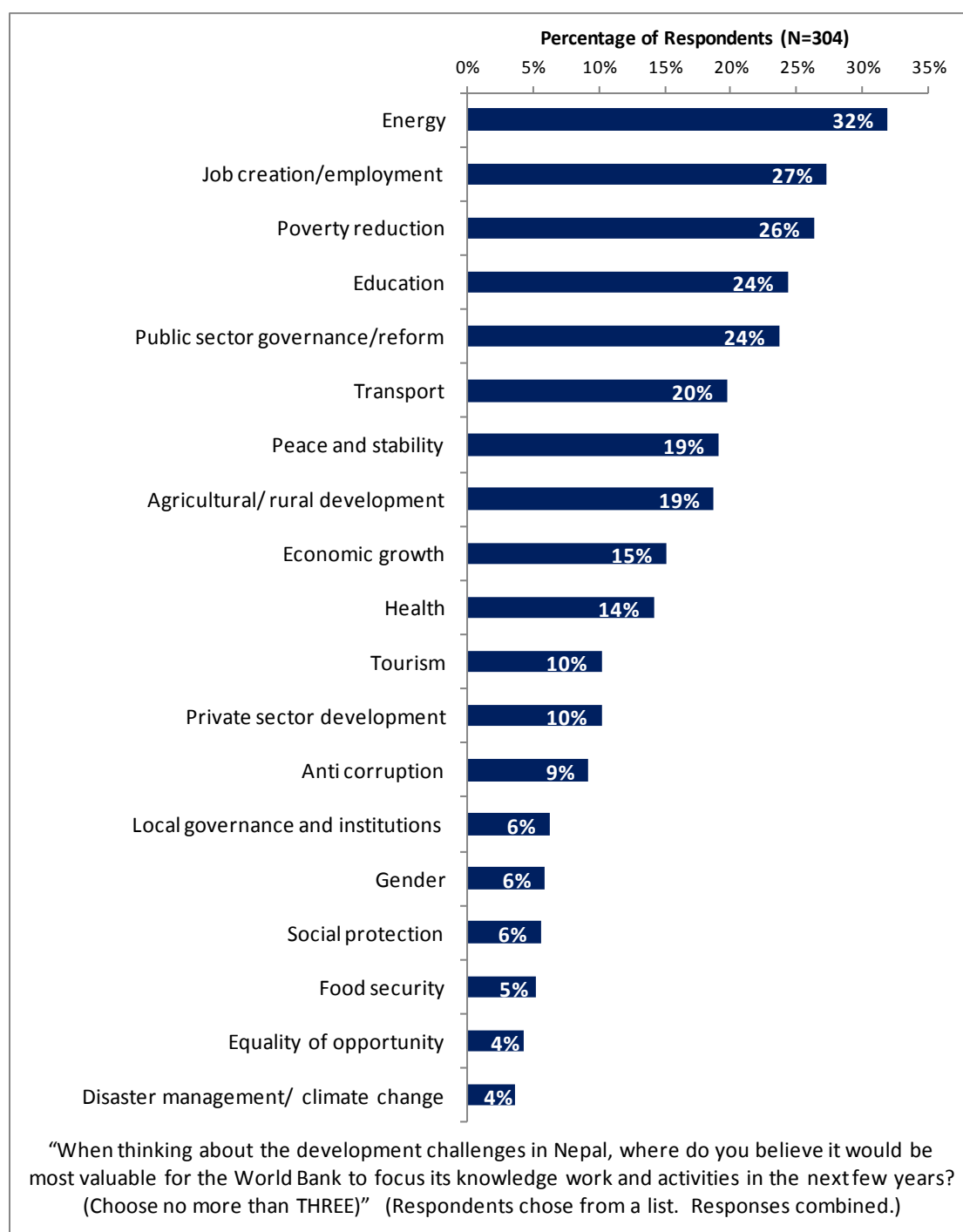
- Respondents across all stakeholder groups and geographic locations had statistically similar levels of agreement that the Bank meets Nepal's needs for knowledge services.



## VII. World Bank Knowledge and Instruments (continued)

### Knowledge: Focusing Bank Research

- Respondents in the FY '09 country survey indicated that it would be most valuable for the Bank to focus its research efforts on poverty and education in Nepal (29% and 21%, respectively).



## VII. World Bank Knowledge and Instruments (continued)

### Knowledge: Effectiveness

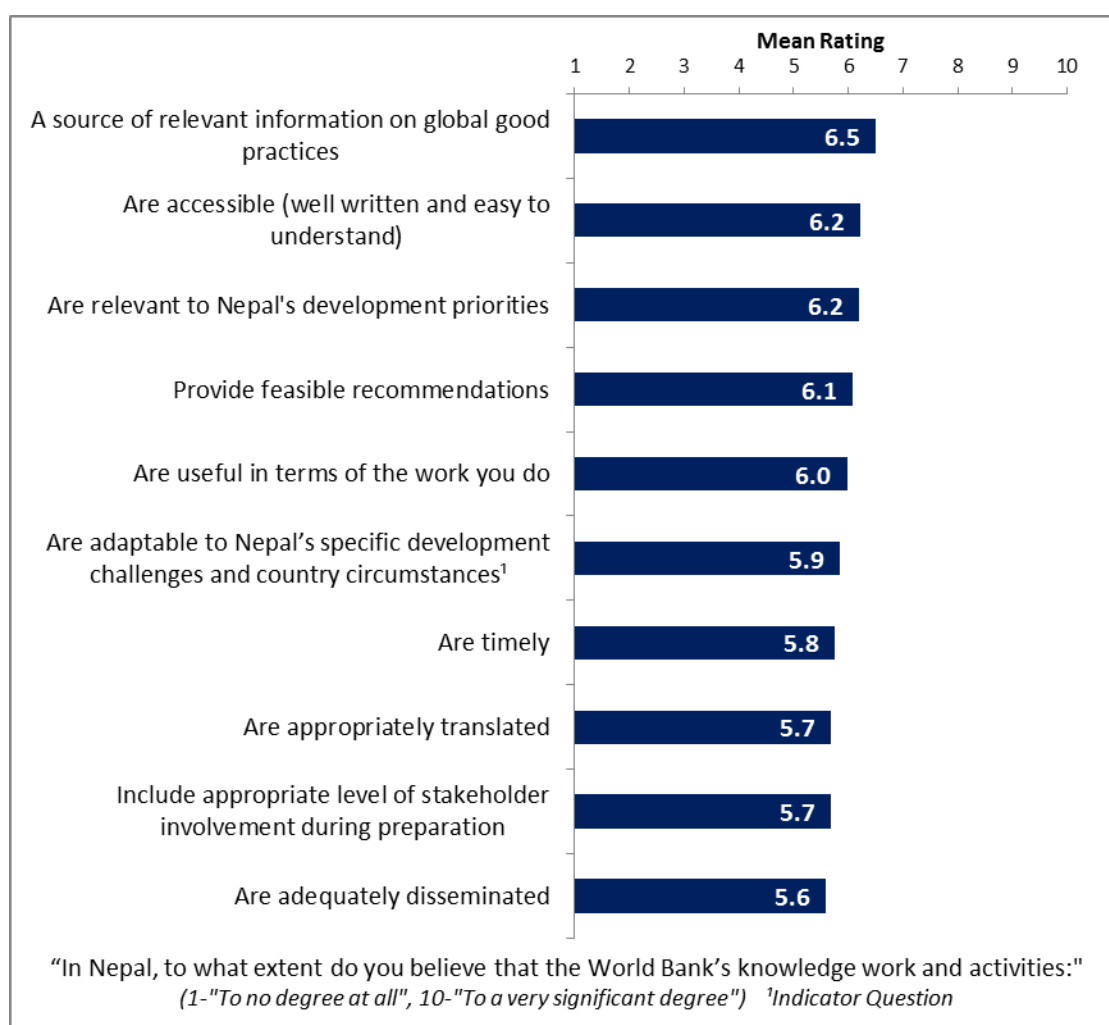




## VII. World Bank Knowledge and Instruments (continued)

### Knowledge: Qualities

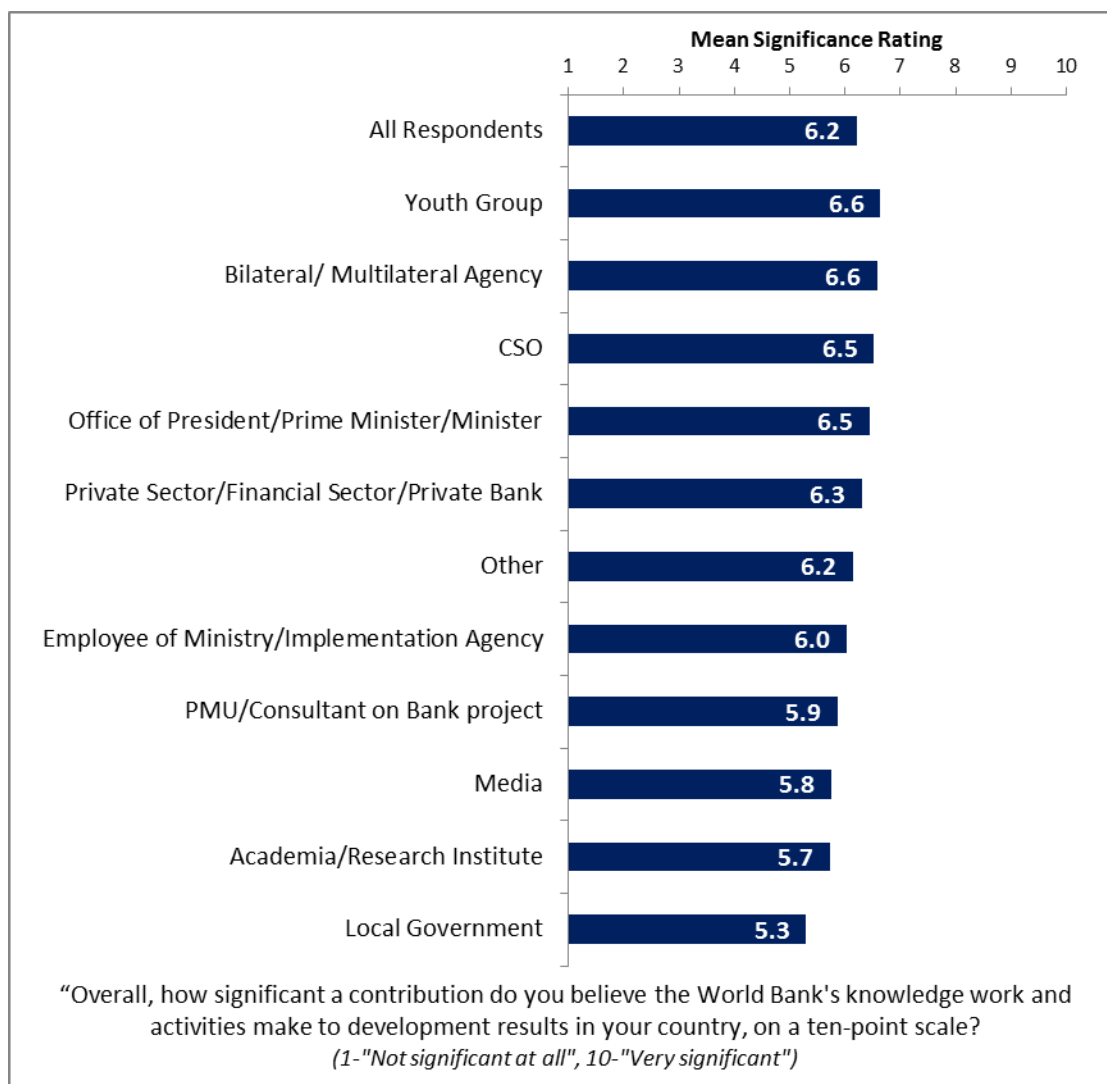
- Respondents in this year's country survey had statistically similar ratings for the extent to which the Bank's knowledge work and activities are a source of relevant information on global good practices and are adaptable to Nepal's specific development challenges and country circumstances as respondents from the FY '09 country survey (6.9 and 5.9, respectively).
- Respondents from the media and bilateral or multilateral agencies had the highest ratings that the Bank's knowledge work and activities provide feasible recommendations whereas respondents from local government and academia/research institutes had significantly lower ratings.



## VII. World Bank Knowledge and Instruments (continued)

### Knowledge: Contribution (Indicator Question)

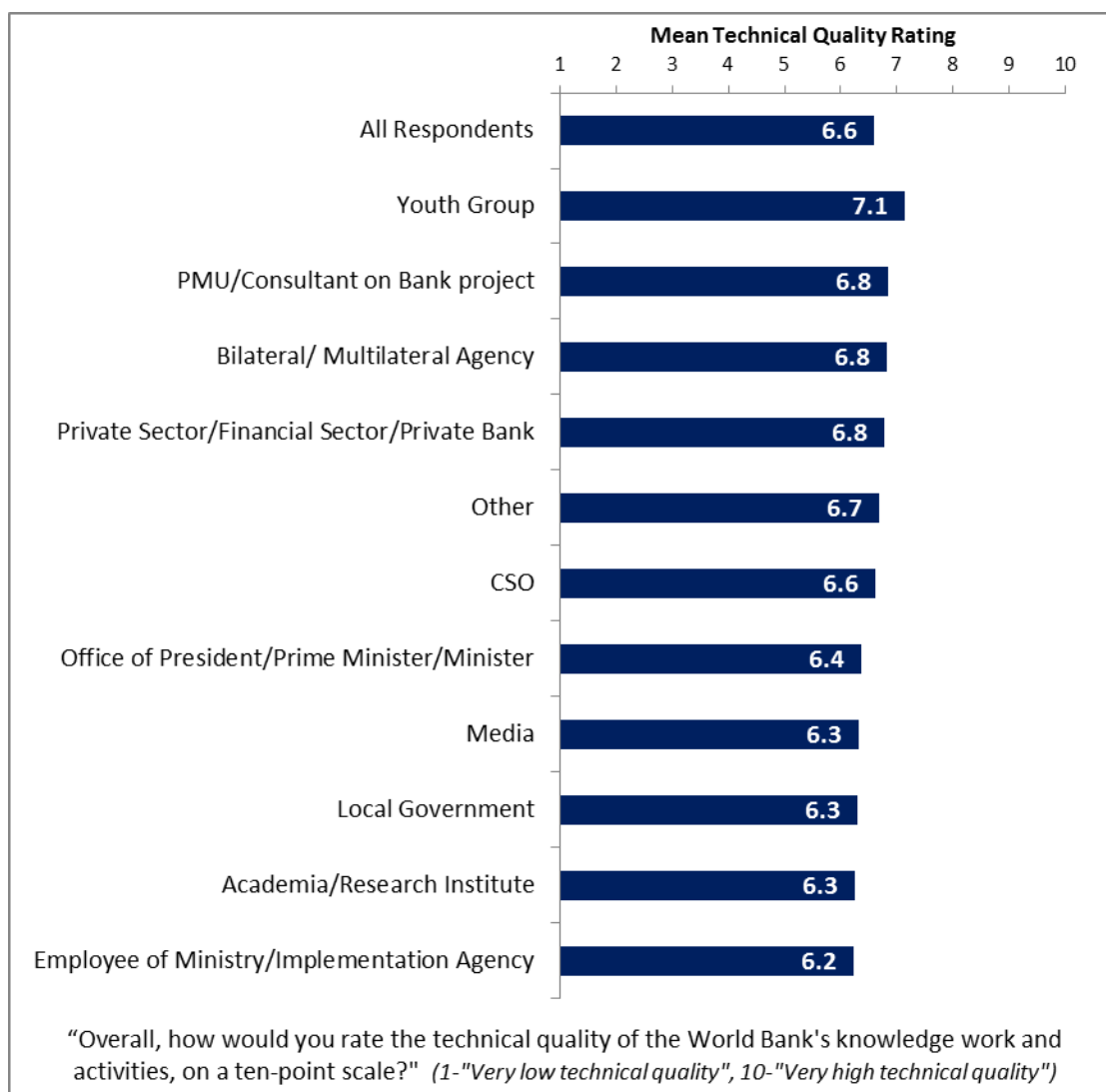
- Respondents across all stakeholder groups and geographic locations had statistically similar ratings for the significance of the contribution that the World Bank's knowledge and research make to development results in Nepal.



## VII. World Bank Knowledge and Instruments (continued)

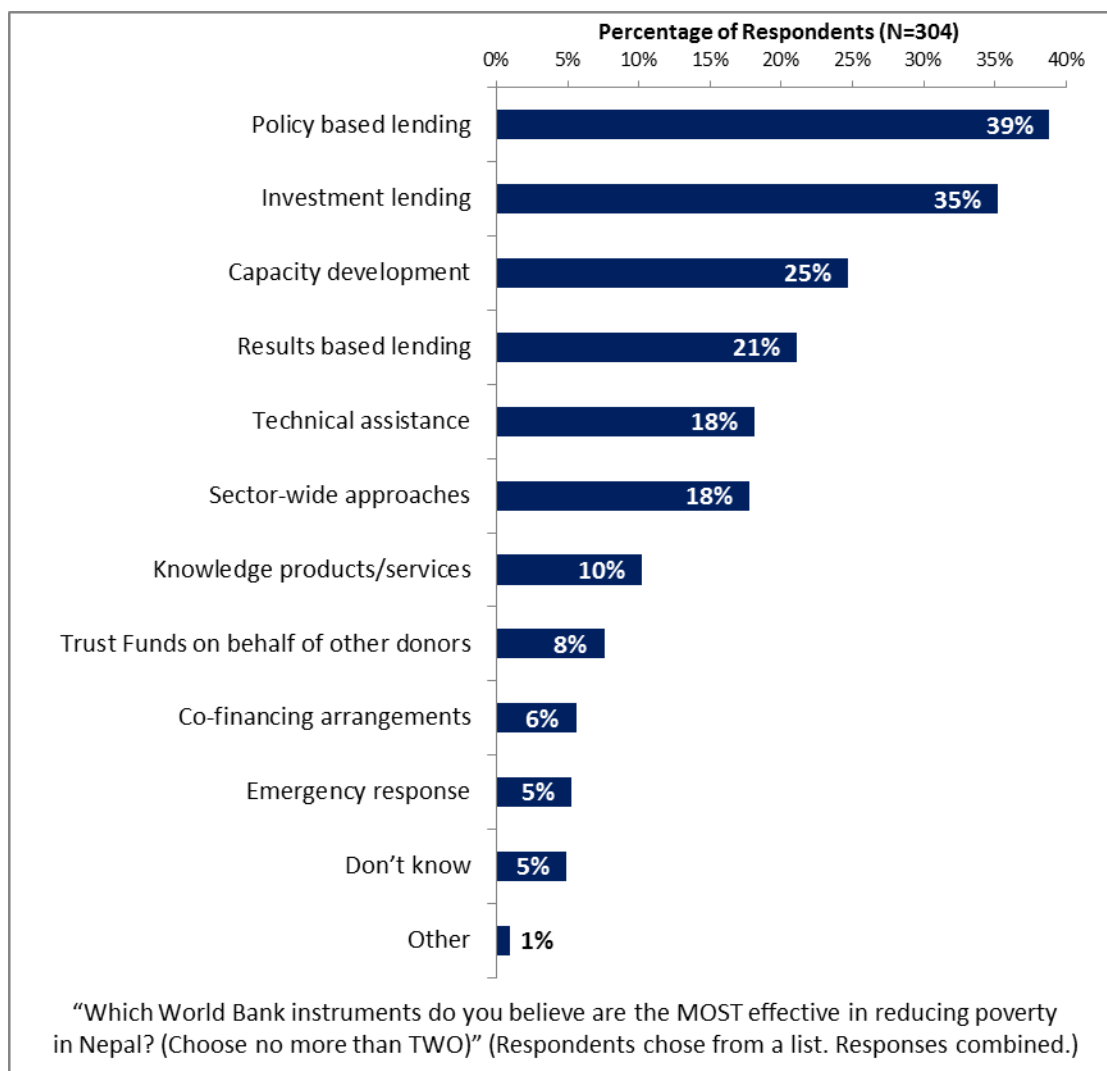
### Knowledge: Technical Quality (*Indicator Question*)

- Respondents across all stakeholder groups and geographic locations had statistically similar ratings for the technical quality of the World Bank's knowledge work and activities.



## VII. World Bank Knowledge and Instruments (continued)

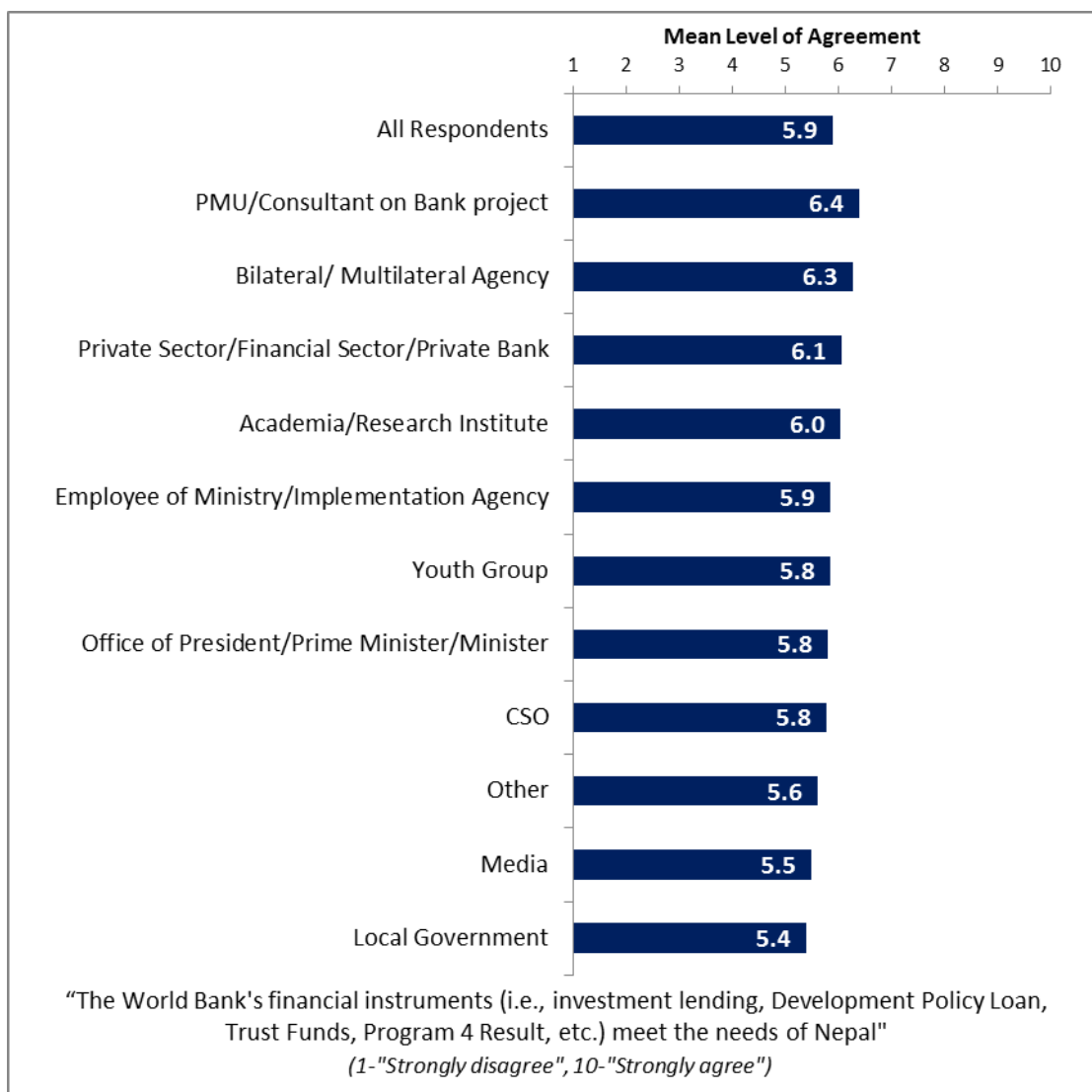
### Instruments: Most Effective



## VII. World Bank Knowledge and Instruments (continued)

### Instruments: Meeting Nepal's Needs (*Indicator Question*)

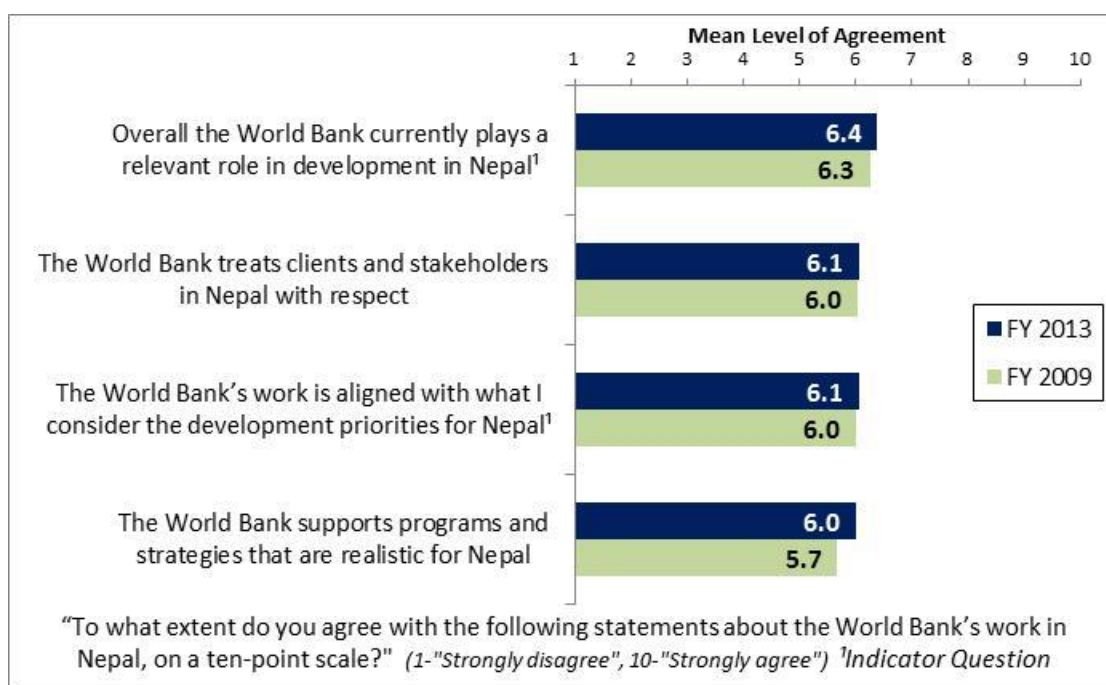
- Respondents across all stakeholder groups and geographic locations had statistically similar levels of agreement that the World Bank's financial instruments meet the needs of Nepal.



## VIII. How the World Bank Operates

### The World Bank's Work in Nepal

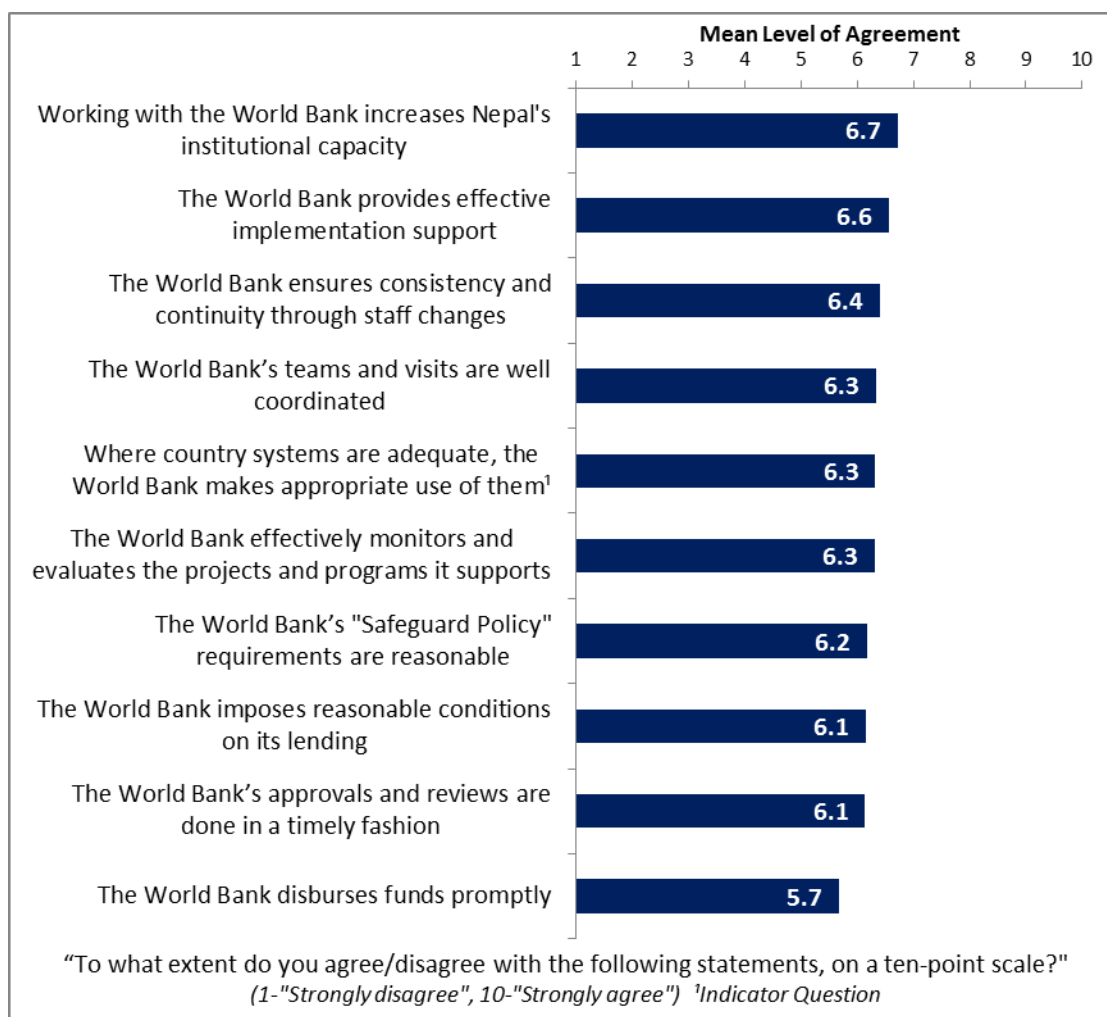
- Respondents in this year's country survey had statistically similar levels of agreement across all of these aspects of the World Bank's work in Nepal compared to respondents from the FY '09 country survey.
- Respondents across all stakeholder groups and geographic locations had statistically similar levels of agreement across all of these aspects of the World Bank's work in Nepal.



## VIII. How the World Bank Operates (continued)

### Overall Perceptions

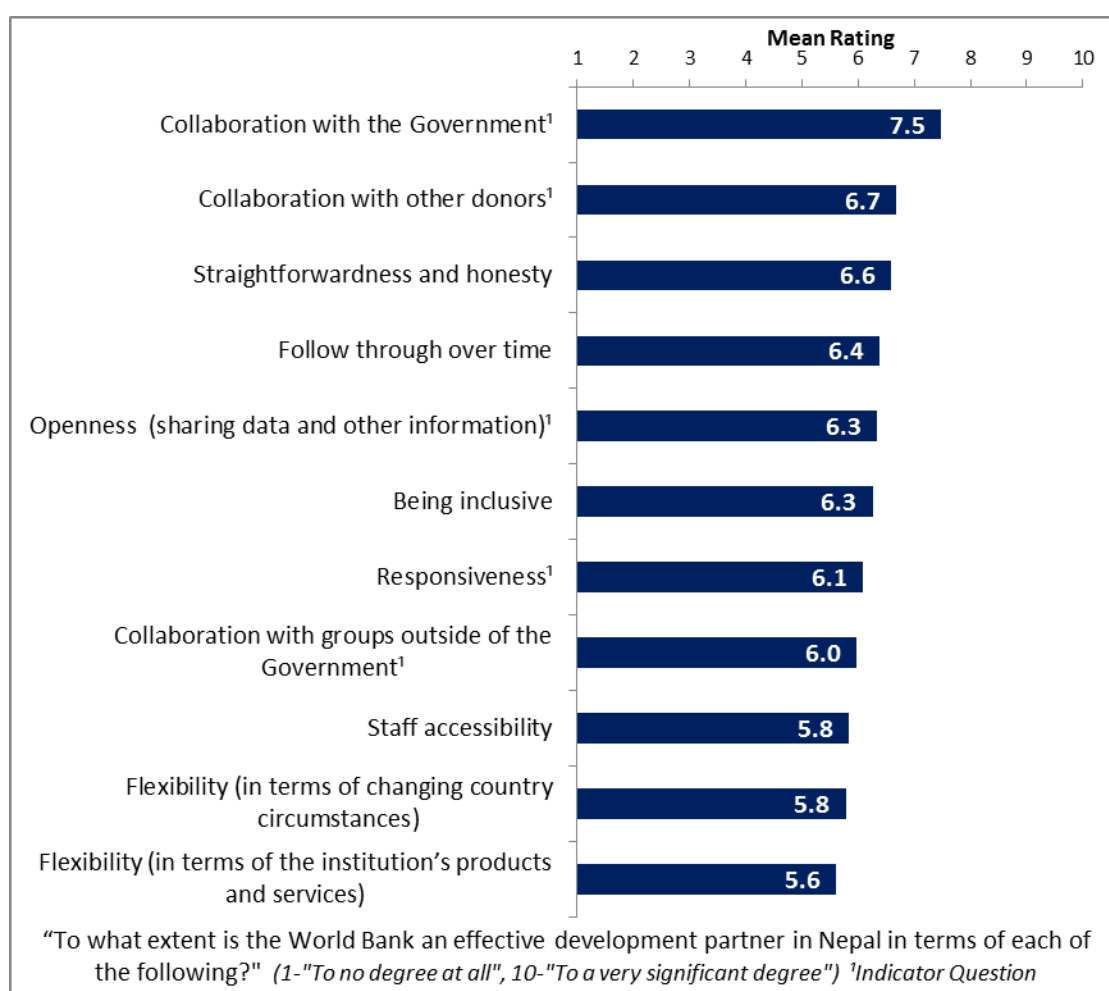
- Respondents in this year's country survey had significantly *lower* levels of agreement that the World Bank disburses funds promptly, but statistically similar levels of agreement that the Bank effectively monitors and evaluates its projects/programs, imposes reasonable conditions on its lending, and that working with the World Bank increases Nepal's institutional capacity compared to respondents from the FY '09 country survey (6.4, 6.6, 6.4, and 6.7, respectively).



## VIII. How the World Bank Operates (continued)

### The World Bank as an Effective Development Partner

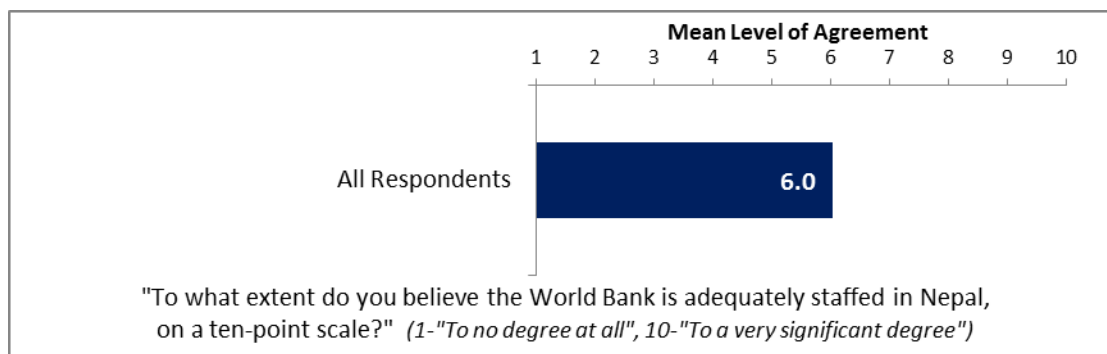
- Respondents in this year's country survey had statistically similar ratings for the Bank's staff accessibility and straightforwardness and honesty compared to respondents from the FY '09 survey (5.8 and 6.6, respectively).
- Respondents from other organizations had the highest ratings regarding the Bank's collaboration with other donors whereas respondents from local government had significantly lower ratings.
- Respondents from Kathmandu had significantly higher ratings regarding the Bank's openness (6.6) compared to respondents from outside Kathmandu (6.1)





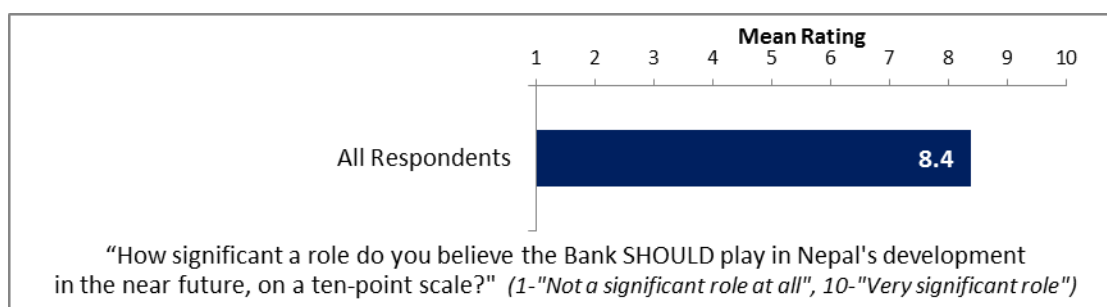
## VIII. How the World Bank Operates (continued)

### The World Bank is Adequately Staffed in Nepal



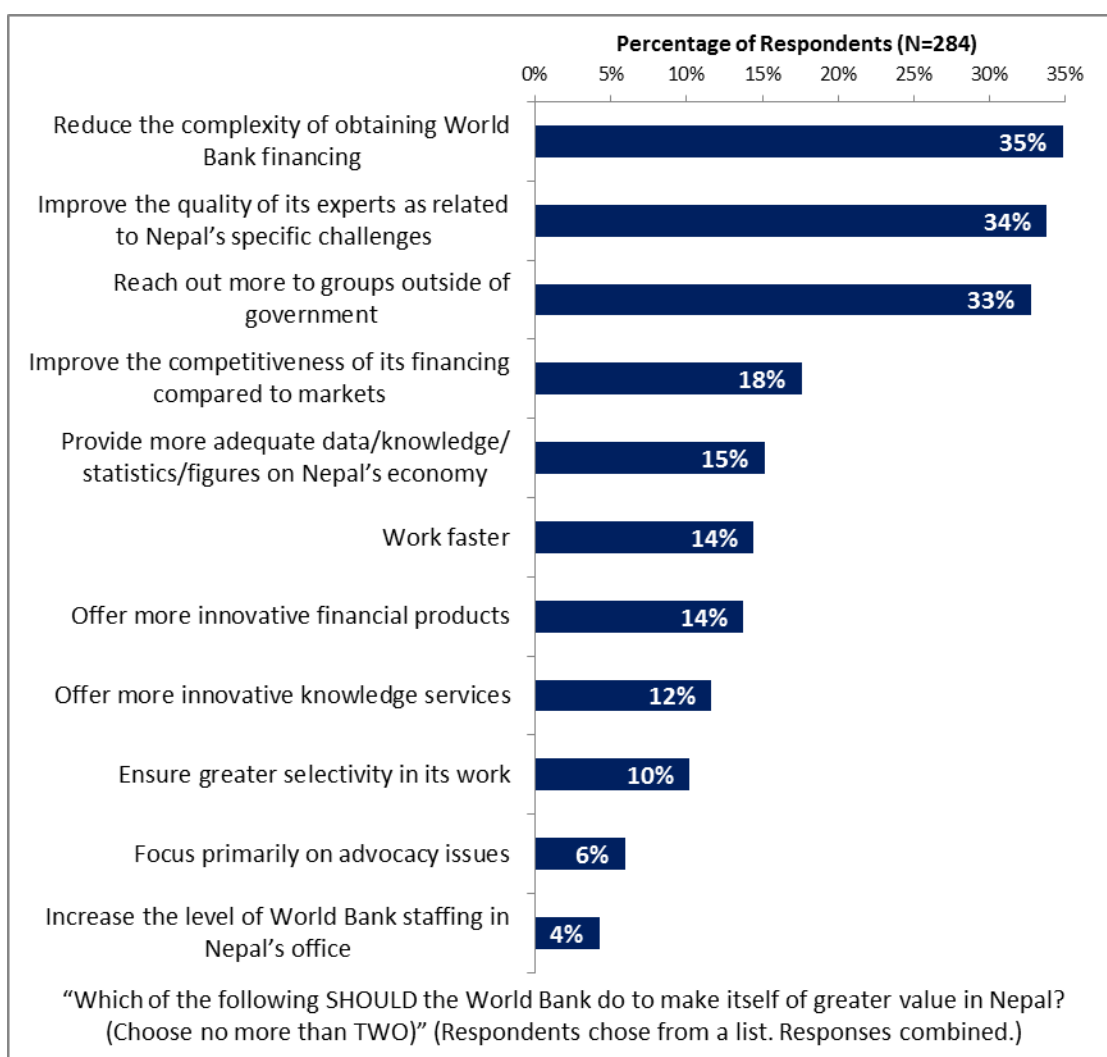
## IX. The Future Role of the World Bank in Nepal

### Role Significance



### Making the Bank of Greater Value

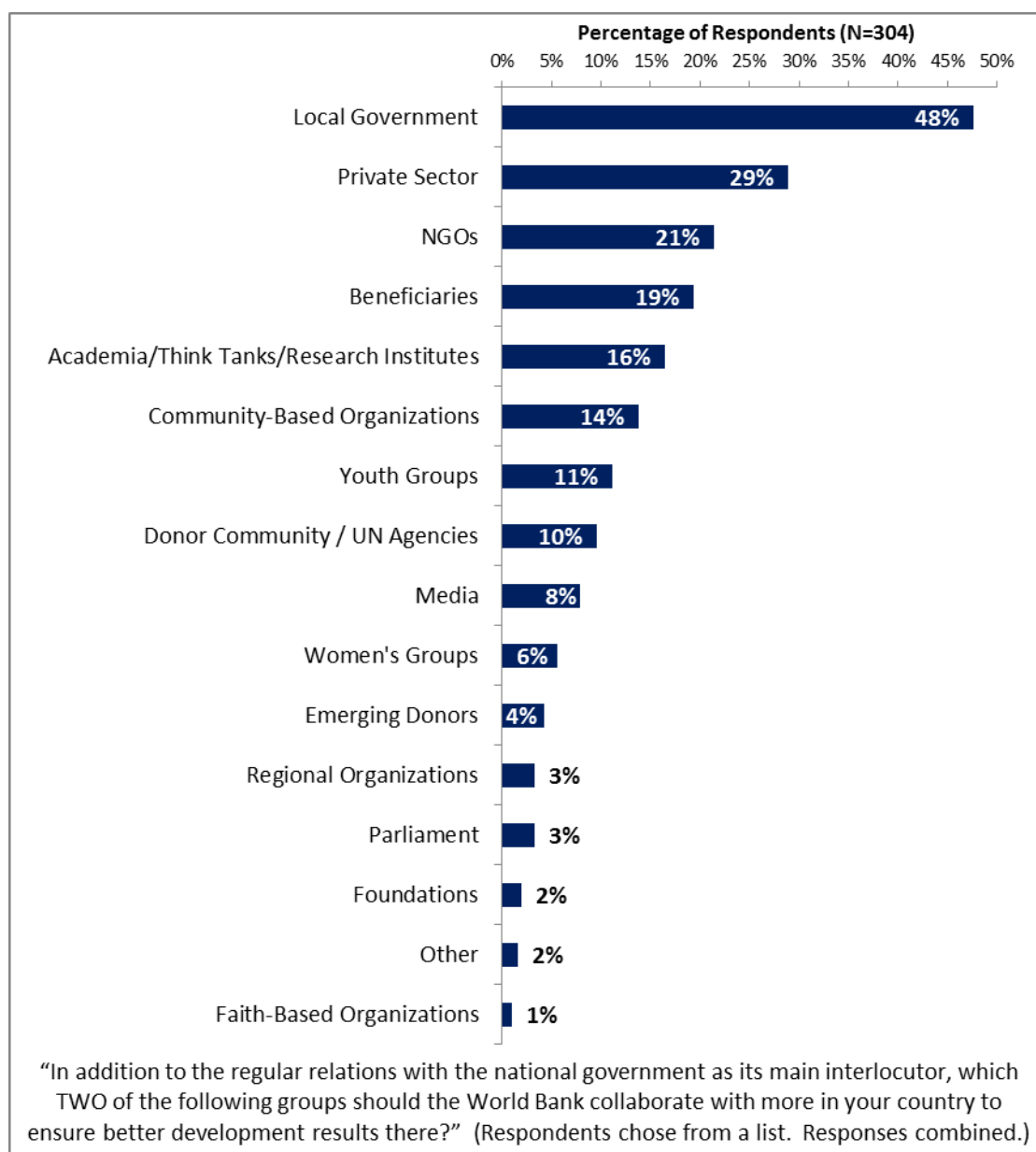
- Respondents from the FY '09 country survey indicated that the World Bank should improve the quality of its experts as related to Nepal's specific challenges to make itself of greater value in Nepal (40%).



## IX. The Future Role of the World Bank in Nepal (continued)

### Collaborating in Nepal

- Respondents from the FY '09 country survey indicated that the World Bank should work more with local government (40%), community-based organizations (34%), beneficiaries (29%), NGOs (27%), federal/national government (25%), and private sector (22%) to ensure better development results in Nepal.



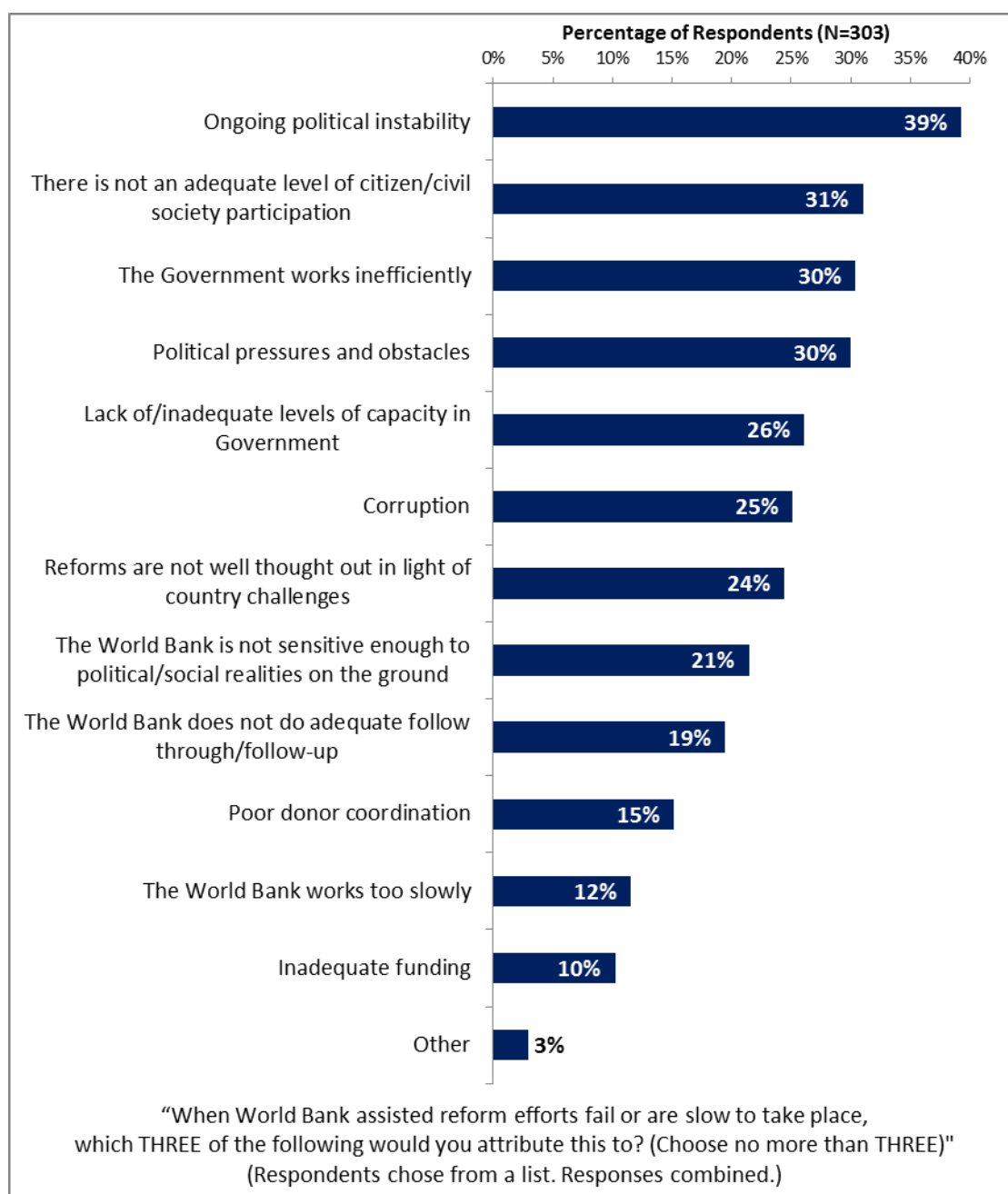
## IX. The Future Role of the World Bank in Nepal (continued)

### Influencing the Global Development Agenda



## IX. The Future Role of the World Bank in Nepal (continued)

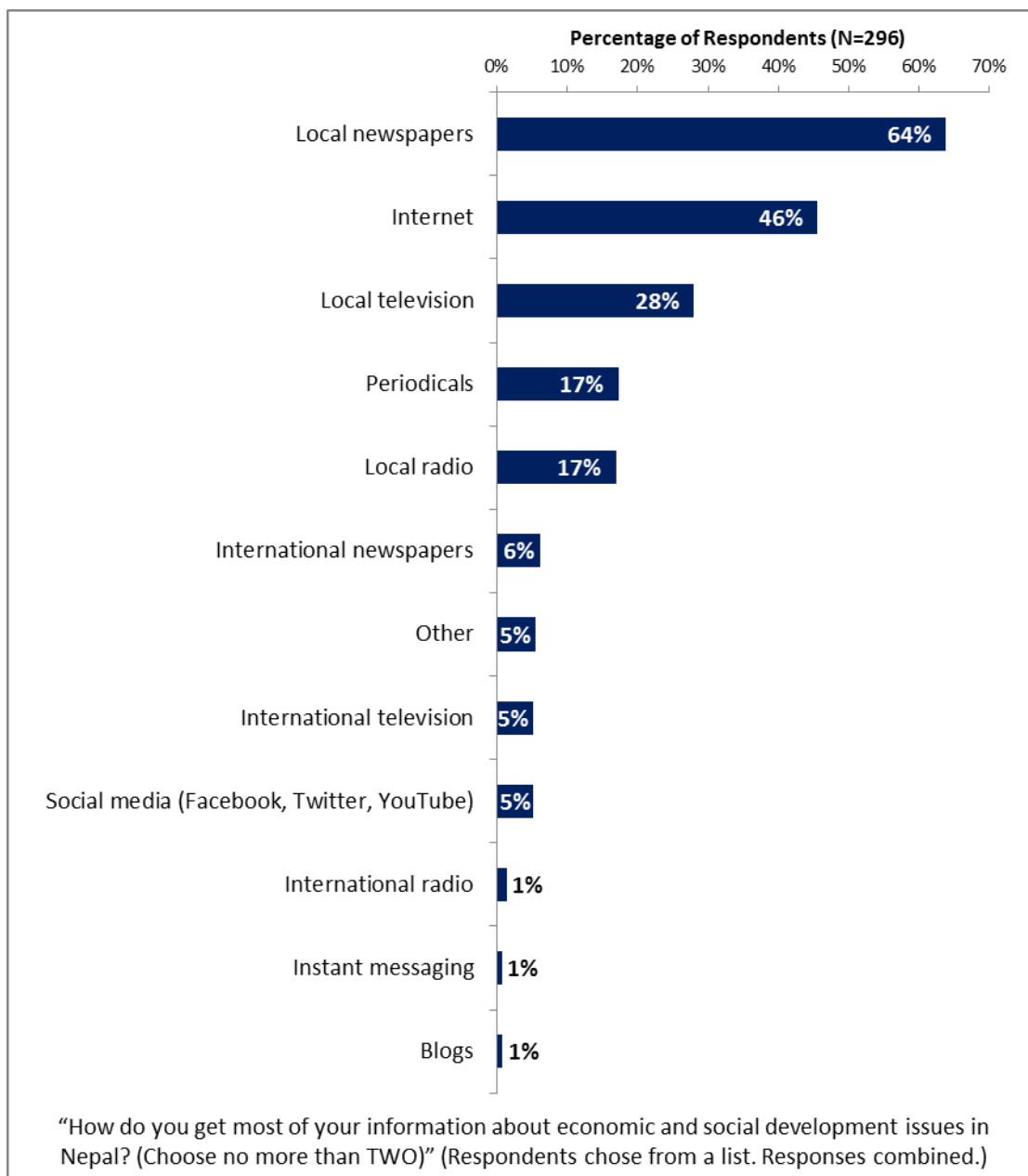
### Attributing Slow or Failed Reform Efforts



## X. Communication and Openness

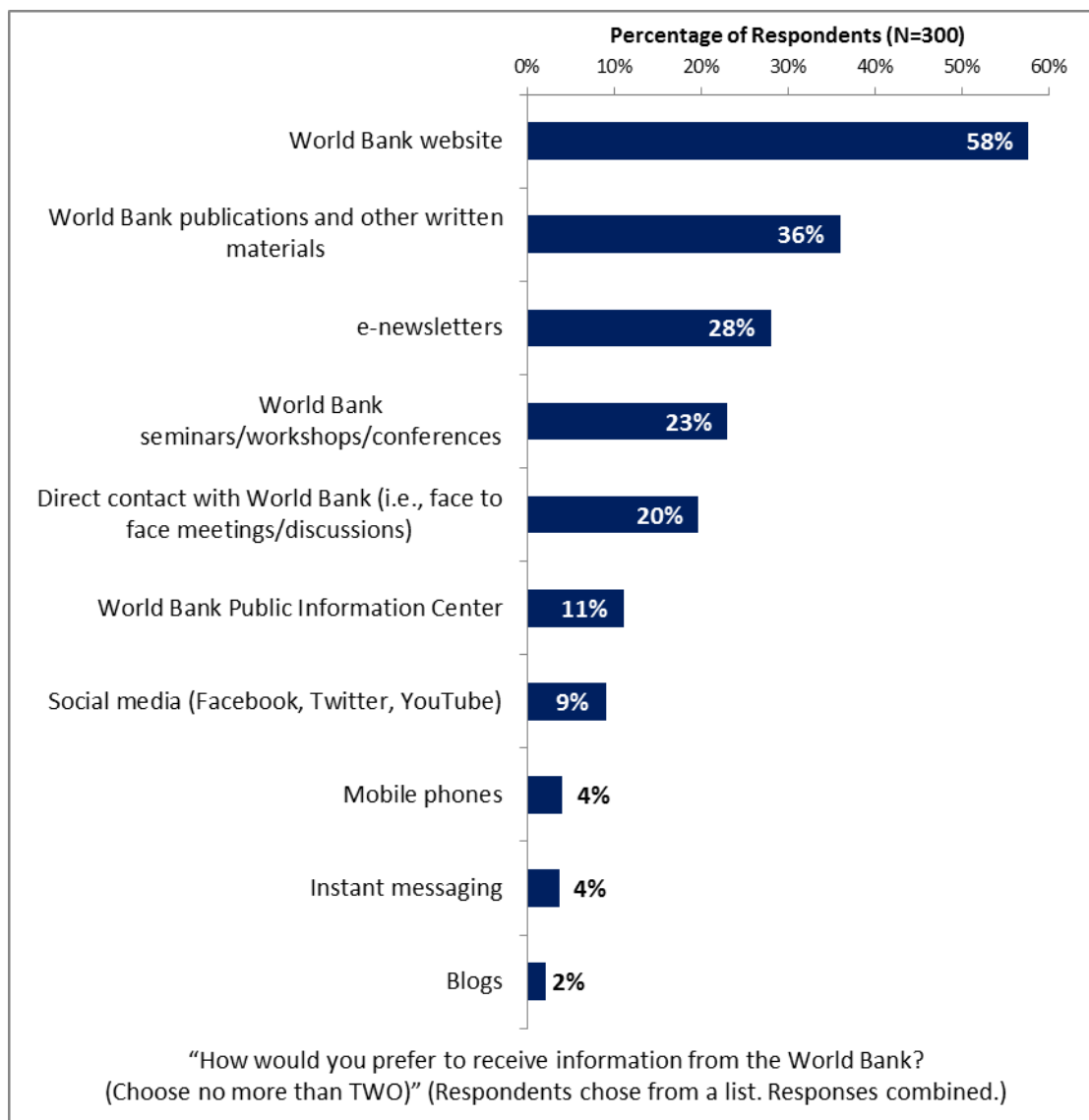
### Information Sources

- Respondents in the FY '09 country survey indicated that they got most of their information about economic and social development issues in Nepal from local newspapers (58%), followed by the Internet (34%), periodicals (27%), and local television (25%).



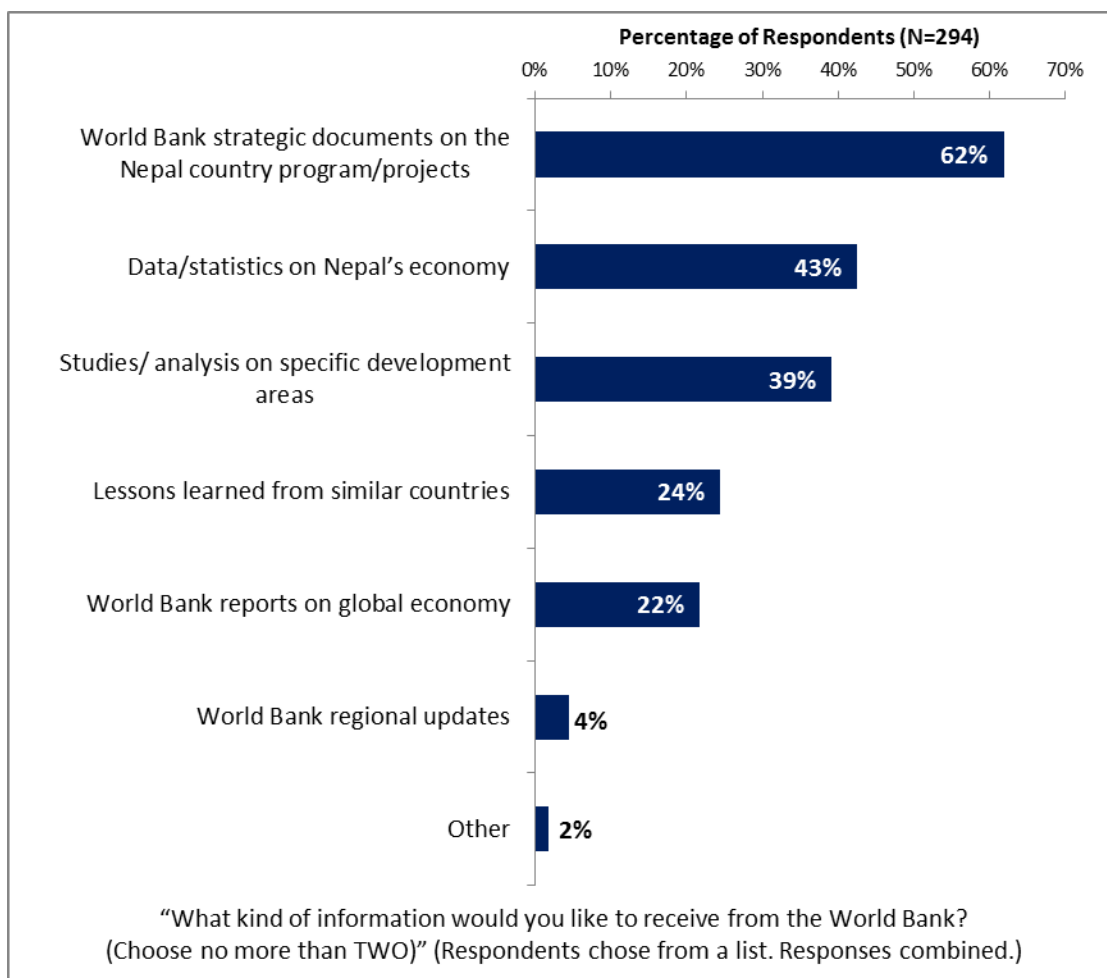
## X. Communication and Openness (continued)

### Preferred Information Sources



## X. Communication and Openness (continued)

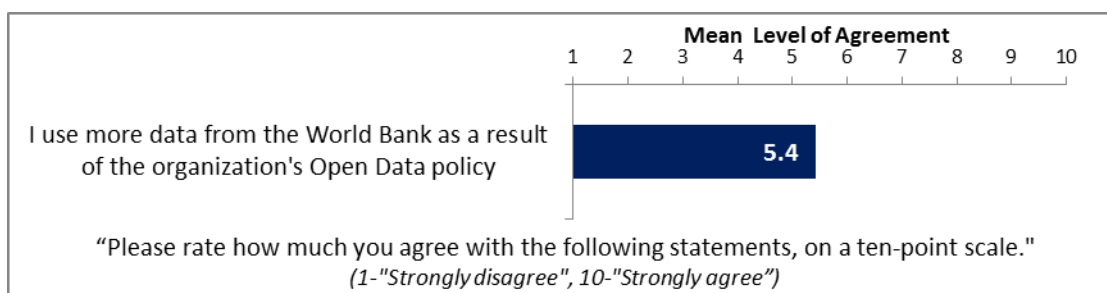
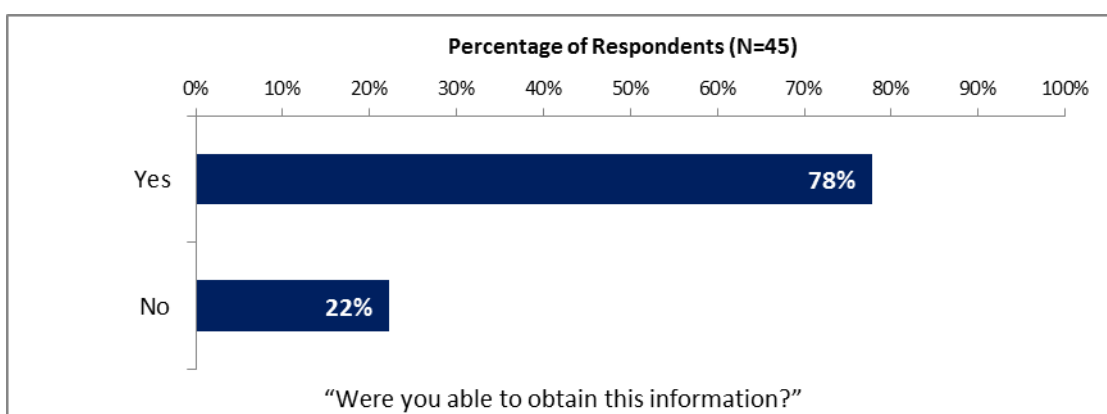
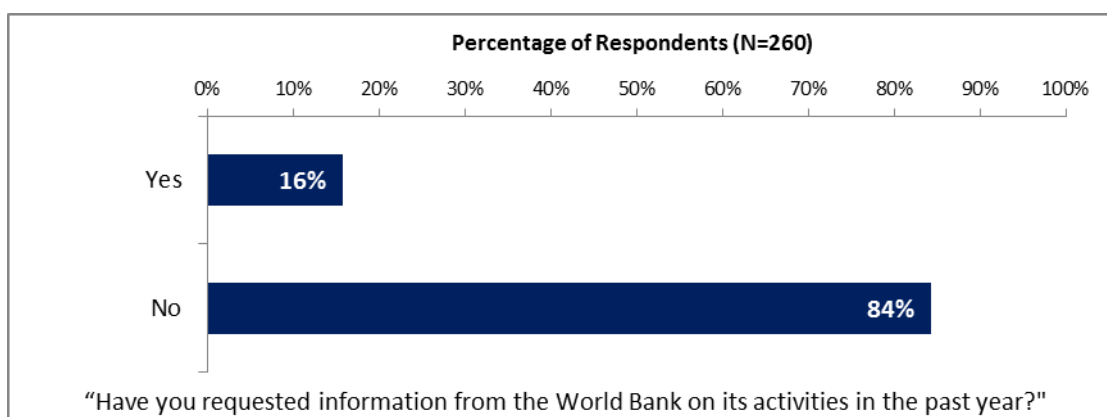
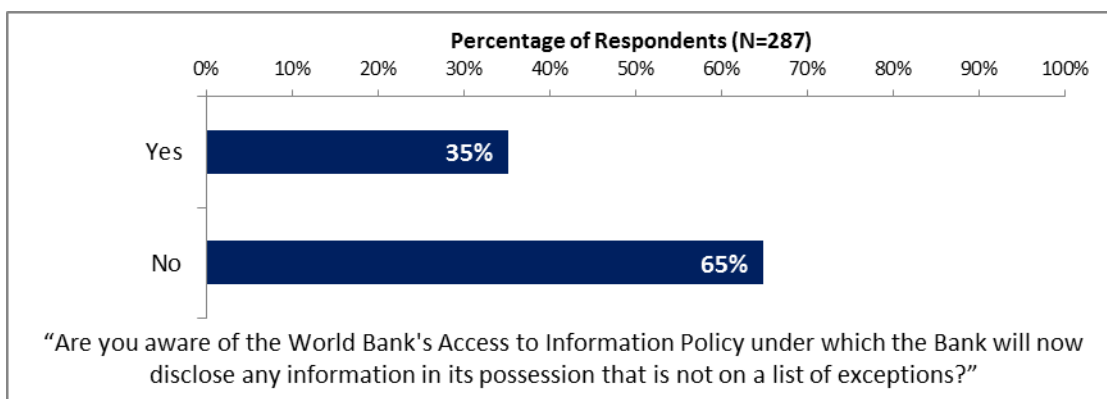
### Preferred Information





## X. Communication and Openness (continued)

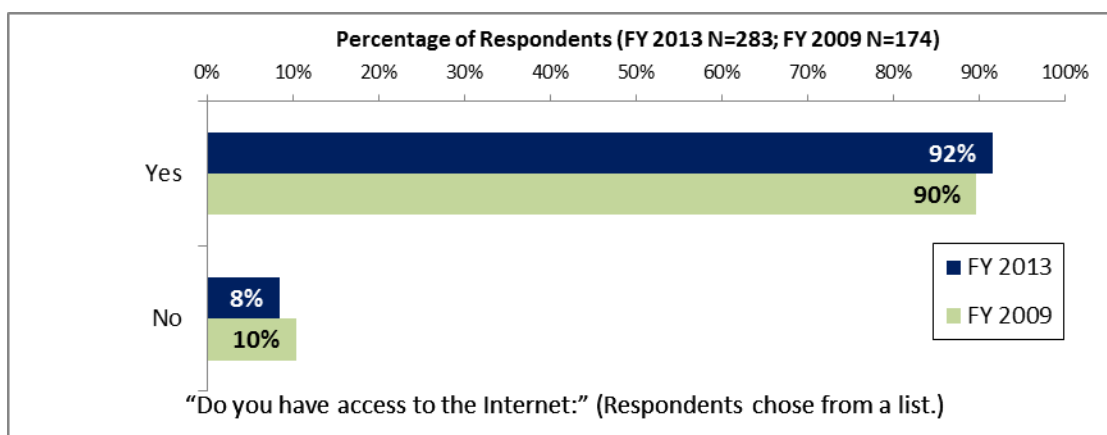
### Access to Information



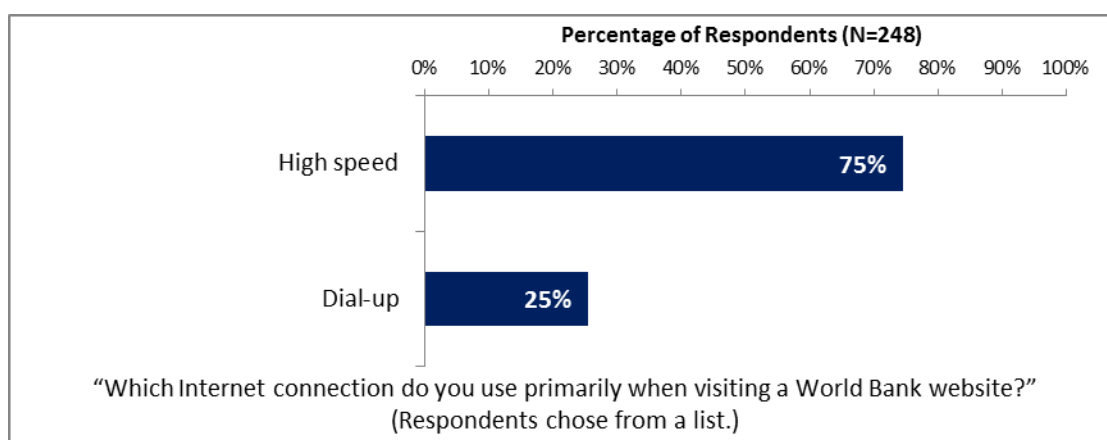
## X. Communication and Openness (continued)

### Internet Access

- Respondents in this year's country survey had statistically similar rates of Internet access compared to respondents from the FY '09 country survey.



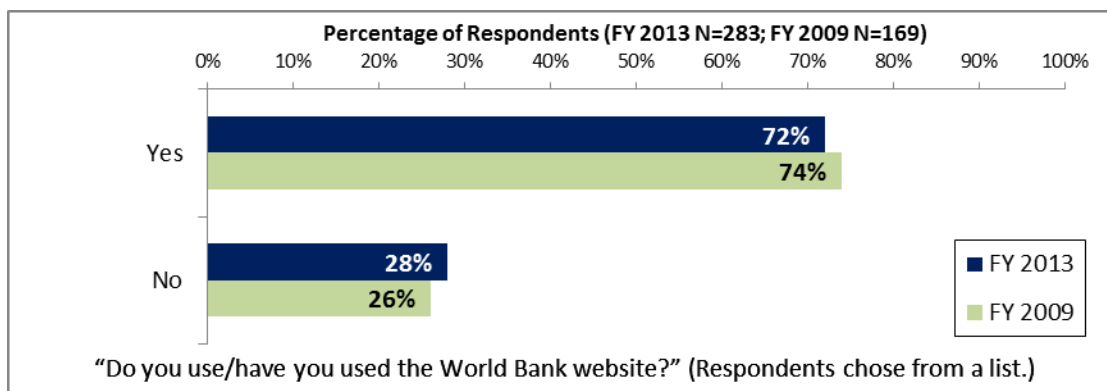
- Respondents from local government, bilateral or multilateral agencies, the private sector/financial sector/private banks, CSOs, and academia/research institutes had the highest rates of high-speed Internet connections to access the Bank's website whereas respondents from the media had significantly lower rates of high-speed Internet access.



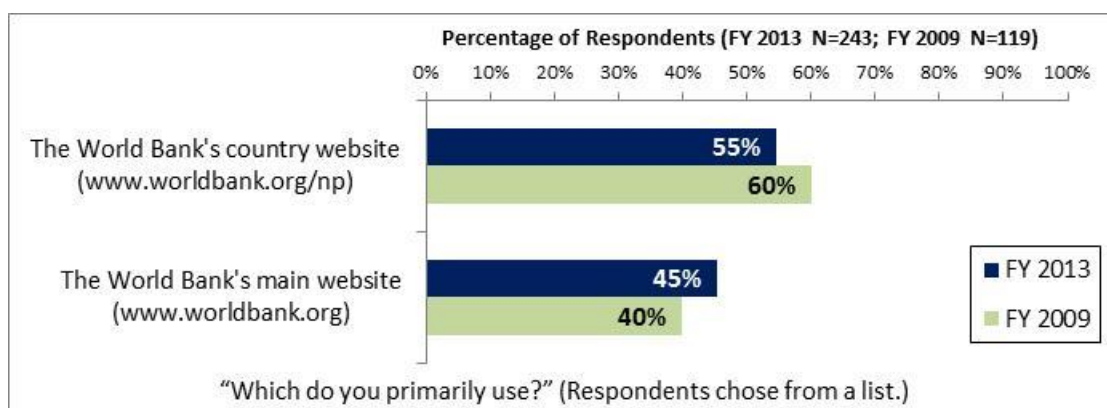
## X. Communication and Openness (continued)

### Website Usage

- Respondents in this year's country survey had statistically similar rates of usage for the Bank's website compared to respondents from the FY '09 country survey.




- Respondents in this year's country survey had statistically similar rates of usage for the Bank's country and main websites compared to respondents from the FY '09 country survey.



## X. Communication and Openness (continued)

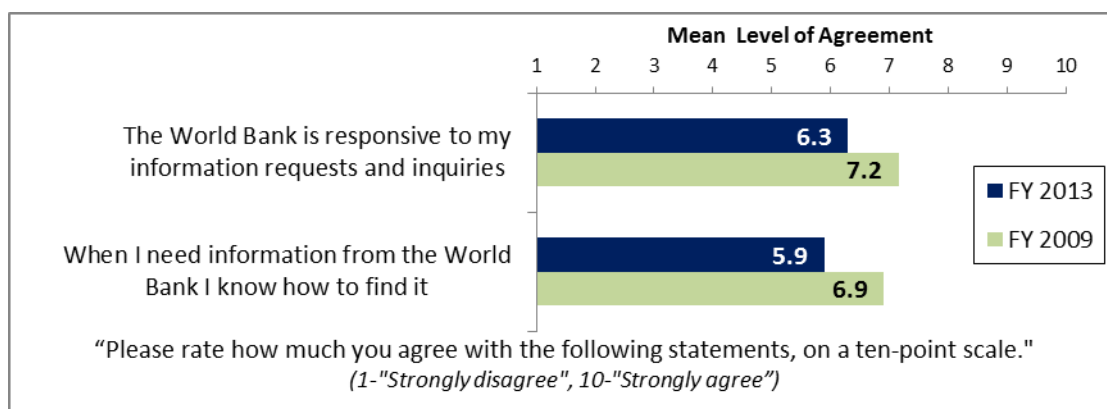
### Website Evaluation

- Respondents in this year's country survey had significantly *lower* levels of agreement that the information on the Bank's websites is useful and that the Bank's websites are easy to navigate compared to respondents from the FY '09 country survey.



### Information Sharing

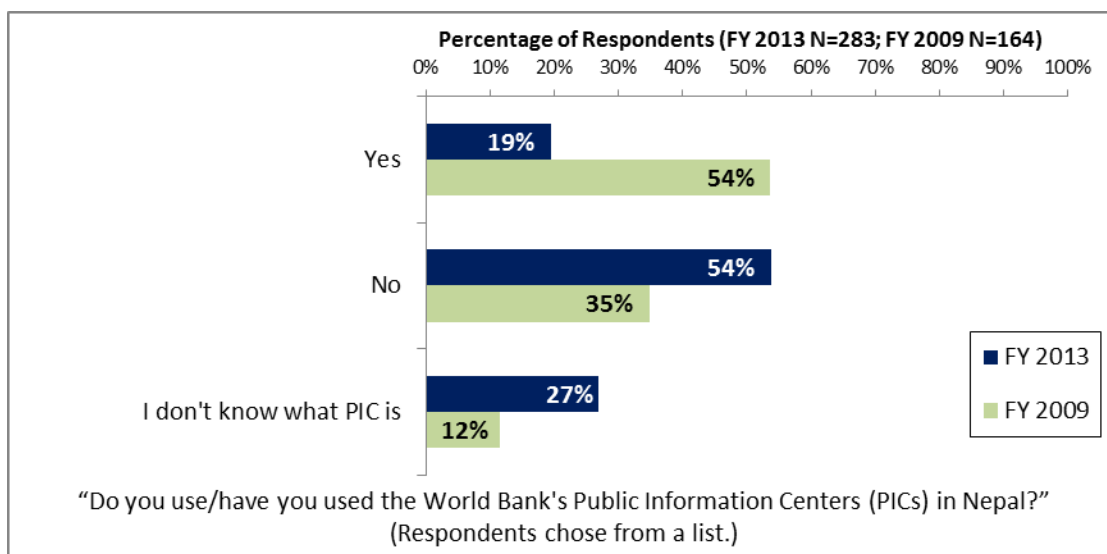
- Respondents in this year's country survey had significantly *lower* levels of agreement that the Bank is responsive to information requests and inquiries and that when they need information from the Bank they know how to find it compared to respondents from the FY '09 country survey.



## X. Communication and Openness (continued)


### PIC Usage

- Respondents in this year's country survey were significantly *less* likely to have used the Bank's PICs compared to respondents from the FY '09 country survey.



### PIC Evaluation

- Respondents in this year's country survey had significantly *lower* levels of agreement that the Bank's PIC is a valuable source of information related to development in Nepal compared to respondents from the FY '09 country survey.



## XI. Appendices

A. Responses to All Questions across All Respondents .....	47
B. Responses to All Questions by Stakeholder Groups .....	61
C. Responses to All Questions by Geographic Locations.....	77
D. Responses to All Questions by Year.....	89
E. Indicator Questions as a Function of Exposure to the Bank.....	92
F. World Bank Client Survey 2013 – Nepal Questionnaire .....	93

### NEPAL



## Appendix A: Responses to All Questions across All Respondents (N=310)

### A. General Issues Facing Nepal

1. In general, would you say that Nepal is headed in...?	Percentage of Respondents (N=298)
The right direction	26.2%
The wrong direction	24.5%
Not sure	49.3%

2. Listed below are a number of development priorities in Nepal. Please identify which of the following you consider the most important development priorities in Nepal? (Choose no more than THREE)	Percentage of Respondents (Responses Combined; N=304)
Peace and stability	41.8%
Job creation/employment	29.6%
Education	28.9%
Poverty reduction	22.4%
Public sector governance/reform	22.0%
Energy	22.0%
Transport	21.1%
Agricultural/ rural development	14.1%
Economic growth	12.8%
Health	12.5%
Anti-corruption	12.2%
Tourism	8.9%
Private sector development	7.6%
Social protection	6.9%
Gender	5.6%
Social cohesion/inclusion	5.6%
Local governance and institutions	3.9%
Food security	3.3%
Equality of opportunity	3.0%
Other	2.6%
Water and sanitation	1.6%
Disaster management/ climate change	1.6%
Regulatory framework	1.6%
Environmental sustainability	1.3%
Urban development	1.0%
Information and communications technology	1.0%
Regional cooperation	0.3%

**A. General Issues Facing Nepal (continued)**

<b>3. Poverty reduction is a broad term that encompasses work in many different areas. Which THREE areas of development listed below do you believe would contribute most to reducing poverty in Nepal? (Choose no more than THREE)</b>	<b>Percentage of Respondents (Responses Combined; N=306)</b>
Job creation/employment	47.7%
Economic growth	38.2%
Agricultural/rural development	34.0%
Education	25.2%
Peace and stability	24.5%
Transport	16.3%
Equality of opportunity	16.0%
Anti-corruption	13.1%
Public sector governance/reform	11.4%
Energy	11.4%
Tourism	11.1%
Private sector development	9.2%
Food security	6.9%
Social protection	5.6%
Health	4.9%
Gender	4.2%
Social cohesion/inclusion	3.9%
Local governance and institutions	3.6%
Water and sanitation	2.9%
Urban development	1.6%
Information and communications technology	1.6%
Regional cooperation	1.3%
Disaster management/ climate change	1.0%
Other	1.0%
Regulatory framework	0.0%
Environmental sustainability	0.0%



**A. General Issues Facing Nepal (continued)**

<b>4. Economic growth can be driven by a number of factors. Which THREE areas below do you believe would contribute most to generating economic growth in Nepal? (Choose no more than THREE)</b>	<b>Percentage of Respondents (Responses Combined; N=305)</b>
Energy	44.9%
Job creation/employment	34.8%
Agricultural/rural development	33.8%
Tourism	31.8%
Private sector development	27.2%
Public sector governance/reform	23.0%
Anti-corruption	18.4%
Peace and stability	18.4%
Transport	18.0%
Education	15.1%
Equality of opportunity	4.9%
Local governance and institutions	4.3%
Health	3.6%
Information and communications technology	3.0%
Food security	3.0%
Gender	2.6%
Regional cooperation	2.0%
Regulatory framework	2.0%
Urban development	1.6%
Social protection	1.3%
Social cohesion/inclusion	1.3%
Other	1.3%
Disaster management/ climate change	1.0%
Water and sanitation	0.7%
Environmental sustainability	0.0%

**B. Overall Attitudes toward the World Bank**

<b>Familiarity</b>	<b>N</b>	<b>Mean</b>	<b>SD</b>
1. How familiar are you with the work of the World Bank in Nepal, on a ten-point scale? (1-Not familiar at all, 10-Extremely familiar)	305	6.12	2.02

<b>Overall Effectiveness</b>	<b>N</b>	<b>Mean</b>	<b>SD</b>
2. Overall, please rate your impression of the World Bank's effectiveness in Nepal, on a ten-point scale. (1-Not effective at all, 10-Very effective)	294	5.71	1.91

<b>Staff Preparedness</b>	<b>N</b>	<b>Mean</b>	<b>SD</b>
3. To what extent do you believe the World Bank's staff is well prepared (e.g., skills and knowledge) to help Nepal solve its most complicated development challenges, on a ten-point scale? (1-To no degree at all, 10-To a very significant degree)	263	5.88	2.00

**B. Overall Attitudes toward the World Bank (continued)**

<b>4. When thinking about how the World Bank can have the most impact on development results in Nepal, in which sectoral areas do you believe the World Bank should focus most of its attention and resources in Nepal? (Choose no more than THREE)</b>	<b>Percentage of Respondents (Responses Combined; N=306)</b>
Energy	38.9%
Poverty reduction	31.0%
Transport	29.7%
Education	24.8%
Agricultural/ rural development	24.2%
Job creation/employment	23.9%
Public sector governance/reform	18.0%
Peace and stability	15.7%
Economic growth	14.4%
Health	11.1%
Private sector development	10.5%
Anti-corruption	10.1%
Tourism	9.2%
Gender	4.6%
Food security	3.6%
Social protection	3.3%
Disaster management/ climate change	2.9%
Local governance and institutions	2.9%
Information and communications technology	2.9%
Water and sanitation	2.6%
Social cohesion/inclusion	2.6%
Urban development	2.3%
Equality of opportunity	2.3%
Regulatory framework	2.0%
Other	1.3%
Environmental sustainability	1.3%
Regional cooperation	1.0%

<b>5. When thinking about the World Bank's role, which activity do you believe is of greatest VALUE and which activity is of second greatest value in Nepal?</b>	<b>Percentage of Respondents (N=282)</b>		
	<b>Greatest Value</b>	<b>2<sup>nd</sup> Greatest Value</b>	<b>Combined</b>
Financial resources: policy based lending	33.6%	15.6%	49.2%
Financial resources: investment lending	28.9%	11.3%	40.3%
Technical assistance	6.8%	13.8%	20.6%
Training/capacity building	7.9%	11.3%	19.2%
Strategy/plan development	7.5%	10.3%	17.8%
Donor coordination	3.6%	8.5%	12.1%
Studies/research	3.2%	6.0%	9.2%
Mobilizing third party financial resources	2.5%	6.4%	8.9%
Policy advice	2.9%	5.0%	7.8%
Convening/facilitating	0.4%	4.6%	5.0%
Global knowledge	1.4%	2.8%	4.3%
Linkage to non-Bank regional/global knowledge sharing	0.7%	3.2%	3.9%
Other	0.4%	0.7%	1.1%

**B. Overall Attitudes toward the World Bank (continued)**

<b>6. Which of the following do you identify as the World Bank's greatest WEAKNESSES in its work in Nepal? (Choose no more than TWO)</b>	<b>Percentage of Respondents (Responses Combined; N=296)</b>
Too influenced by developed countries	24.0%
Too bureaucratic in its operational policies and procedures	16.9%
Not aligned with country priorities	16.6%
Imposing technocratic solutions without regard to political realities	14.2%
Not adequately sensitive to political/social realities in Nepal	13.5%
World Bank processes too slow and complex	11.1%
Not client focused	11.1%
Not collaborating enough with non-state actors	10.8%
Not exploring alternative policy options	10.5%
Not focused enough on issues that are unique to post-conflict countries	9.5%
Not willing to honestly criticize policies and lack of reform efforts in the country	9.1%
Not enough public disclosure of its work	8.1%
Its advice and strategies do not lend themselves to practical problem solving	7.4%
Arrogant in its approach	7.1%
Insufficient alignments with other donors' work	6.4%
Other	5.4%
Staff not easily accessible	5.4%
Inadequate number of World Bank staff members located in the country	3.4%
The credibility of its knowledge/data	2.7%

<b>7. Which World Bank instruments do you believe are the MOST effective in reducing poverty in Nepal? (Choose no more than TWO)</b>	<b>Percentage of Respondents (Responses Combined; N=304)</b>
Policy based lending	38.8%
Investment lending	35.2%
Capacity development	24.7%
Results based lending	21.1%
Technical assistance	18.1%
Sector-wide approaches	17.8%
Knowledge products/services	10.2%
Trust Funds on behalf of other donors	7.6%
Co-financing arrangements	5.6%
Emergency response	5.3%
Don't know	4.9%
Other	1.0%

<b>Global Development Agenda</b>	<b>N</b>	<b>Mean</b>	<b>SD</b>
8. To what extent do you believe the World Bank SHOULD seek to influence the global development agenda as related to "global public goods" (e.g., climate change, communicable diseases, international financial systems, trade, etc.), on a ten point scale? (1-To no degree at all, 10-To a very significant degree)	286	7.49	2.09

**B. Overall Attitudes toward the World Bank (continued)**

9. In addition to the regular relations with the national government as its main interlocutor, which TWO of the following groups should the World Bank collaborate with more in your country to ensure better development results there? (Choose no more than TWO)	Percentage of Respondents (Responses Combined; N=304)
Local Government	47.7%
Private sector	28.9%
NGOs	21.4%
Beneficiaries	19.4%
Academia/think tanks/research institutes	16.4%
Community Based Organizations	13.8%
Youth Groups	11.2%
Donor community / UN agencies	9.5%
Media	7.9%
Women Groups	5.6%
Emerging donors	4.3%
Regional organizations	3.3%
Parliament	3.3%
Foundations	2.0%
Other	1.6%
Faith based organizations	1.0%

To what extent do you agree with the following statements about the World Bank's work in Nepal, on a ten point scale? (1-Strongly disagree, 10-Strongly agree)	Level of Agreement		
	N	Mean	SD
10. Overall the World Bank currently plays a relevant role in the development in Nepal	292	6.38	2.03
11. The World Bank's work is aligned with what I consider the development priorities for Nepal	286	6.06	2.03
12. The World Bank supports programs and strategies that are realistic for Nepal	283	6.00	2.10
13. The World Bank treats clients and stakeholders in Nepal with respect	262	6.06	2.04

To what extent is the World Bank an effective development partner in Nepal in terms of each of the following? (1-To no degree at all, 10-To a very significant degree)	Degree		
	N	Mean	SD
14. Responsiveness	259	6.09	1.90
15. Flexibility (in terms of the World Bank's products and services)	256	5.61	1.98
16. Flexibility (in terms of changing country circumstances)	253	5.78	1.84
17. Being inclusive	252	6.26	2.05
18. Openness (sharing data and other information)	249	6.33	2.01
19. Staff accessibility	250	5.84	2.11
20. Straightforwardness and honesty	255	6.58	1.90
21. Collaboration with groups outside of the Government	247	5.98	2.01
22. Collaboration with the Government	267	7.48	1.70
23. Collaboration with other donors	242	6.67	1.76
24. Follow through over time	245	6.38	2.18

**B. Overall Attitudes toward the World Bank (continued)**

<b>25. When World Bank assisted reform efforts fail or are slow to take place, which of the following would you attribute this to? (Choose no more than TWO)</b>	<b>Percentage of Respondents (Responses Combined; N=303)</b>
Ongoing political instability	39.3%
There is not an adequate level of citizen/civil society participation	31.0%
The Government works inefficiently	30.4%
Political pressures and obstacles	30.0%
Lack of/inadequate levels of capacity in Government	26.1%
Corruption	25.1%
Reforms are not well thought out in light of country challenges	24.4%
The World Bank is not sensitive enough to political/social realities on the ground	21.5%
The World Bank does not do adequate follow through/follow-up	19.5%
Poor donor coordination	15.2%
The World Bank works too slowly	11.6%
Inadequate funding	10.2%
Other	3.0%

### C. World Bank Effectiveness and Results

How effective do you believe the World Bank is in terms of the work it does in the following areas of development in Nepal, on a ten point scale? (1-Not effective at all, 10-Very effective)	Effectiveness		
	N	Mean	SD
1. Anti-corruption	240	4.50	2.22
2. Information and communications technology	231	5.82	1.96
3. Transport	259	6.43	1.93
4. Urban development	241	5.88	1.96
5. Environmental sustainability	247	5.97	1.89
6. Regulatory framework	219	5.82	1.79
7. Poverty reduction	261	6.31	1.90
8. Gender	248	6.12	1.78
9. Private sector development	248	5.70	2.02
10. Local governance and institutions	235	5.54	1.84
11. Water and sanitation	242	6.28	1.80
12. Economic growth	252	6.16	1.99
13. Energy	249	5.84	1.94
14. Disaster management/ climate change	236	5.66	1.86
15. Public sector governance/reform	237	6.05	1.79
16. Job creation/employment	251	5.26	1.93
17. Social cohesion/inclusion	232	5.30	1.96
18. Equality of opportunity	224	5.16	2.00
19. Health	249	6.22	1.88
20. Regional cooperation	218	5.48	1.86
21. Food security	231	5.70	1.83
22. Education	254	6.43	1.89
23. Peace and stability	231	5.80	1.91
24. Social protection	218	5.33	2.05
25. Tourism	225	5.48	1.97
26. Agricultural/rural development	253	6.10	1.96

Achieving Development Results	N	Mean	SD
27. To what extent does the World Bank's work help to achieve development results in Nepal, on a ten point scale? (1-To no degree at all, 10-To a very significant degree)	294	6.26	1.90

To what extent do you agree with the following statements about the World Bank in Nepal, on a ten point scale? (1-Strongly disagree, 10-Strongly agree)	N	Mean	SD
28. The World Bank's financial instruments (i.e., investment lending, Development Policy Loan, Trust Funds, Program 4 Result etc.) meet the needs of Nepal	282	5.90	1.90
29. The World Bank meets Nepal's needs for knowledge services (e.g., research, analysis, data, technical assistance)	281	6.10	1.91

**D. The World Bank's Knowledge**

1. How frequently do you consult World Bank knowledge work and activities in the work you do?	Percentage of Respondents (N=300)
Weekly	6.7%
Monthly	14.7%
A few times a year	45.7%
Rarely	29.0%
Never	4.0%

2. When thinking about the development challenges in Nepal, where do you believe it would be most valuable for the World Bank to focus its knowledge work and activities in the next few years? (Choose no more than THREE)	Percentage of Respondents (Responses Combined; N=304)
Energy	31.9%
Job creation/employment	27.3%
Poverty reduction	26.3%
Education	24.3%
Public sector governance/reform	23.7%
Transport	19.7%
Peace and stability	19.1%
Agricultural/ rural development	18.8%
Economic growth	15.1%
Health	14.1%
Tourism	10.2%
Private sector development	10.2%
Anti-corruption	9.2%
Local governance and institutions	6.3%
Gender	5.9%
Social protection	5.6%
Food security	5.3%
Equality of opportunity	4.3%
Disaster management/ climate change	3.6%
Information and communications technology	3.0%
Social cohesion/inclusion	3.0%
Environmental sustainability	2.6%
Water and sanitation	2.3%
Regulatory framework	2.0%
Urban development	1.6%
Regional cooperation	1.0%
Other	0.7%

In Nepal, how effective do you believe the World Bank's knowledge work and activities are at: (1-Not effective at all, 10-Very effective)	Level of Effectiveness		
	N	Mean	SD
3. Enhancing your knowledge and/or skills	268	5.22	2.24
4. Contributing to good policy making	260	5.80	1.89
5. Providing support for program implementation	267	6.08	1.84

**D. The World Bank's Knowledge (continued)**

In Nepal, to what extent do you believe that the World Bank's knowledge work and activities: <i>(1-To no degree at all, 10-To a very significant degree)</i>	Degree		
	N	Mean	SD
6. Are timely	238	5.76	2.02
7. Include appropriate level of stakeholder involvement during preparation	248	5.68	1.82
8. Are relevant to Nepal's development priorities	266	6.19	1.87
9. Provide feasible recommendations	248	6.08	1.80
10. Are accessible (well written and easy to understand)	253	6.50	1.84
11. Are source of relevant information on global good practices	256	6.23	2.00
12. Are useful in terms of the work you do	264	5.98	2.07
13. Are adequately disseminated	255	5.60	2.19
14. Are appropriately translated	238	5.69	2.11
15. Are adaptable to Nepal's specific development challenges and country circumstances	258	5.85	1.81

Overall Evaluations	N	Mean	SD
16. Overall, how significant a contribution do you believe the World Bank's knowledge work and activities make to development results in your country, on a ten point scale? <i>(1-Not significant at all, 10-Very significant)</i>	284	6.22	1.86
17. Overall, how would you rate the technical quality of the World Bank's knowledge work and activities, on a ten point scale? <i>(1-Very low technical quality, 10-Very high technical quality)</i>	279	6.59	1.67

**E. Working with the World Bank**

To what extent do you agree/disagree with the following statements, on a ten point scale? <i>(1-Strongly disagree, 10-Strongly agree)</i>	Level of Agreement		
	N	Mean	SD
1. The World Bank disburses funds promptly	226	5.67	2.18
2. The World Bank effectively monitors and evaluates the projects and programs it supports	264	6.31	2.04
3. The World Bank's approvals and reviews are done in a timely fashion	246	6.14	1.94
4. The World Bank's "Safeguard Policy" requirements are reasonable	224	6.18	1.88
5. The World Bank imposes reasonable conditions on its lending	244	6.15	2.16
6. Working with the World Bank increases Nepal's institutional capacity	270	6.71	1.99
7. The World Bank ensures consistency and continuity through staff changes	225	6.40	1.91
8. The World Bank's teams and visits are well coordinated	234	6.34	2.01
9. Where country systems (e.g., procurement, financial management, etc.) are adequate, the World Bank makes appropriate use of them	226	6.32	1.93
10. The World Bank provides effective implementation support (i.e., supervision of projects)	254	6.56	1.96

Adequate Staffing	Degree		
	N	Mean	SD
11. To what extent do you believe the World Bank is adequately staffed in Nepal, on a ten point scale? <i>(1-To no degree at all, 10-To a very significant degree)</i>	176	6.02	2.02



### F. The Future Role of the World Bank in Nepal

The Bank's Role	N	Mean	SD
1. How significant a role do you believe the World Bank SHOULD play in Nepal's development in the near future? (1-Not a significant role at all, 10-Very significant role)	298	8.37	1.65

2. Which of the following SHOULD the World Bank do to make itself of greater value in Nepal? (Choose no more than TWO)	Percentage of Respondents (Responses Combined; N=284)
Reduce the complexity of obtaining World Bank financing	34.9%
Improve the quality of its experts as related to Nepal's specific challenges	33.8%
Reach out more to groups outside of government	32.7%
Improve the competitiveness of its financing compared to markets	17.6%
Provide more adequate data/knowledge/statistics/figures on Nepal's economy	15.1%
Work faster	14.4%
Offer more innovative financial products	13.7%
Offer more innovative knowledge services	11.6%
Ensure greater selectivity in its work	10.2%
Focus primarily on advocacy issues	6.0%
Increase the level of World Bank staffing in Nepal's office	4.2%
Other	3.2%

### G. Communication and Information Sharing

1. How do you get most of your information about economic and social development issues in Nepal? (Choose no more than TWO)	Percentage of Respondents (Responses Combined; N=296)
Local newspapers	63.9%
Internet	45.6%
Local television	28.0%
Periodicals	17.2%
Local radio	16.9%
International newspapers	6.1%
Other	5.4%
International television	5.1%
Social media (Facebook, Twitter, YouTube)	5.1%
International radio	1.4%
Instant messaging	0.7%
Blogs	0.7%
Mobile phones	0.3%

2. How would you prefer to receive information from the World Bank? (Choose no more than TWO)	Percentage of Respondents (Responses Combined; N=300)
World Bank website	57.7%
World Bank publications and other written materials	36.0%
e-newsletters	28.0%
World Bank seminars/workshops/conferences	23.0%
Direct contact with World Bank (i.e., face to face meetings/discussions)	19.7%
World Bank Public Information Center	11.0%
Social media (Facebook, Twitter, YouTube)	9.0%
Mobile phones	4.0%
Instant messaging	3.7%
Blogs	2.0%
Other	1.3%

**G. Communication and Information Sharing (continued)**

<b>3. Are you aware of the World Bank's Access to Information Policy under which the Bank will now disclose any information in its possession that is not on a list of exceptions?</b>	<b>Percentage of Respondents (N=287)</b>
Yes	35.2%
No	64.8%

<b>4 Have you requested information from the World Bank on its activities in the past year?</b>	<b>Percentage of Respondents (N=260)</b>
Yes	15.8%
No	84.2%

<b>5. Were you able to obtain this information?</b>	<b>Percentage of Respondents (N=45)</b>
Yes	77.8%
No	22.2%

<b>6. Do you have access to the Internet?</b>	<b>Percentage of Respondents (N=283)</b>
Yes	91.5%
No	8.5%

<b>7. Do you use/have used the World Bank website?</b>	<b>Percentage of Respondents (N=283)</b>
Yes	72.1%
No	27.9%

<b>8. Which do you primarily use?</b>	<b>Percentage of Respondents (N=243)</b>
The World Bank's country website	60.1%
The World Bank's main website	39.9%

<b>9. The Internet connection I mainly use when visiting a World Bank website is:</b>	<b>Percentage of Respondents (N=248)</b>
High speed	74.6%
Dial-up	25.4%

<b>10. Do you use/have you used the World Bank's Public Information Centers (PICs) in Nepal?</b>	<b>Percentage of Respondents (N=283)</b>
Yes	19.4%
No	53.7%
I don't know what PIC is	26.9%

<b>Please rate how much you agree with the following statements, on a ten point scale. (1-Strongly disagree, 10-Strongly agree)</b>	<b>Level of Agreement</b>		
	<b>N</b>	<b>Mean</b>	<b>SD</b>
11. I use more data from the World Bank as a result of the organization's Open Data policy	224	5.42	2.24
12. The World Bank's PIC is a valuable source of information related to development in Nepal.	82	6.06	2.04
13. I find the World Bank websites easy to navigate	206	6.67	1.95
14. I find the information on the World Bank's websites useful	208	6.76	1.87
15. When I need information from the World Bank I know how to find it	202	5.90	2.24
16. The World Bank is responsive to my information requests and inquiries	167	6.30	2.06

**G. Communication and Information Sharing (continued)**

<b>17. What kind of information would you like to receive from the World Bank? (Choose no more than TWO)</b>	<b>Percentage of Respondents (Responses Combined; N=294)</b>
World Bank strategic documents on the Nepal country program/projects	61.9%
Data/statistics on Nepal's economy	42.5%
Studies/ analysis on specific development areas	39.1%
Lessons learned from similar countries	24.5%
World Bank reports on global economy	21.8%
World Bank regional updates	4.4%
Other	1.7%

**H. Background Information**

<b>1. Which of the following best describes your current position? (Please mark only ONE response)</b>	<b>Percentage of Respondents (N=306)</b>
NGO	21.9%
Officer of a Ministry, Ministerial Department or Implementation Agency	14.4%
Academia/Research Institute/Think Tank	8.8%
Private Sector Organization	8.2%
Media	6.5%
Youth Group	5.2%
Other	4.2%
Local Government Office or Staff	3.9%
Bilateral Agency	3.9%
Multilateral Agency	3.6%
Office of the President, Prime Minister	2.6%
Project Management Unit	2.6%
Consultant/Contractor working on World Bank supported Project/Program	2.3%
Independent Government Institution	2.0%
Faith-Based Group	2.0%
Women Group	2.0%
Financial Sector/Private Bank	1.6%
Office of Minister	1.0%
Private Foundation	1.0%
Community Based Organization	1.0%
Judiciary Branch	1.0%
Trade Union	0.3%

**H. Background Information (continued)**

<b>2. Please identify the primary specialization of your work. (Please mark only ONE response)</b>	<b>Percentage of Respondents (N=300)</b>
Other	13.3%
Agricultural development	11.7%
Education	11.7%
Public sector governance/Public financial management/anti-corruption	10.7%
Health/Communicable/non-communicable diseases	8.3%
Energy	6.3%
Gender/equality of opportunity	6.0%
Job creation/employment	5.7%
Private sector development/foreign direct investment	5.7%
Law and justice/regulatory framework	3.3%
Media	3.0%
Information and communications technology	2.7%
Financial markets/banking	2.3%
Natural resource management/environmental sustainability	2.3%
Tourism	2.0%
Climate change/ disaster management	1.3%
Transport	1.3%
Water and sanitation	1.0%
Social protection	0.7%
Urban development	0.7%

<b>3. Currently, do you professionally collaborate/work with the World Bank in your country?</b>	<b>Percentage of Respondents (N=285)</b>
Yes	45.6%
No	54.4%

<b>4. Which of the following describes most of your exposure to the World Bank in Nepal? (Choose no more than TWO)</b>	<b>Percentage of Respondents (Responses Combined; N=290)</b>
Use World Bank website for information, data, research, etc.	43.1%
Use World Bank reports/data	40.7%
Engage in World Bank related/sponsored events/activities	32.1%
Observer	24.8%
Collaborate as part of my professional duties	22.1%

<b>5. Which best represents your geographic location?</b>	<b>Percentage of Respondents (N=303)</b>
Kathmandu	45.5%
Outside Kathmandu	54.5%

## Appendix B: Responses to All Questions by Stakeholder Groups

### A. General Issues facing Nepal

In general, would you say that Nepal is headed in...?

Percentage of Respondents	Office of the President/Prime Minister/Minister	Employee of a Ministry/Implementation Agency	PMU/Consultant on Bank Project	Local Government	Bilateral or Multilateral Agency	Private Sector/Financial Sector/Private Bank	CSO	Media	Academia/Research Institute	Youth Group	Other
In the right direction	50.0%	43.9%	28.6%	27.3%	26.1%	24.1%	21.7%	15.0%	14.8%	12.5%	30.0%
In the wrong direction	30.0%	9.8%	35.7%	18.2%	21.7%	31.0%	26.5%	20.0%	29.6%	43.8%	20.0%
Don't know	20.0%	46.3%	35.7%	54.5%	52.2%	44.8%	51.8%	65.0%	55.6%	43.8%	50.0%

Listed below are a number of development priorities in Nepal. Please identify which of the following you consider the most important development priorities in Nepal? (Choose no more than THREE)

Percentage of Respondents (Responses Combined)	Office of the President/Prime Minister/Minister	Employee of a Ministry/Implementation Agency	PMU/Consultant on Bank Project	Local Government	Bilateral or Multilateral Agency	Private Sector/Financial Sector/Private Bank	CSO	Media	Academia/Research Institute	Youth Group	Other
Social protection	0.0%	4.5%	0.0%	0.0%	13.0%	16.7%	7.0%	0.0%	7.4%	12.5%	4.5%
Transport	30.0%	15.9%	14.3%	30.0%	8.7%	26.7%	20.9%	15.8%	22.2%	6.3%	50.0%
Peace and stability	20.0%	50.0%	50.0%	50.0%	39.1%	40.0%	38.4%	57.9%	40.7%	31.3%	40.9%
Public sector governance/reform	0.0%	22.7%	28.6%	40.0%	21.7%	20.0%	26.7%	21.1%	14.8%	6.3%	27.3%
Regional cooperation	0.0%	0.0%	0.0%	0.0%	4.3%	0.0%	0.0%	0.0%	0.0%	0.0%	0.0%
Gender	0.0%	4.5%	0.0%	0.0%	4.3%	0.0%	12.8%	0.0%	3.7%	6.3%	4.5%
Private sector development	0.0%	4.5%	14.3%	20.0%	17.4%	16.7%	7.0%	10.5%	0.0%	0.0%	0.0%
Tourism	20.0%	11.4%	14.3%	0.0%	0.0%	23.3%	4.7%	5.3%	7.4%	18.8%	4.5%
Water and sanitation	0.0%	0.0%	7.1%	10.0%	0.0%	3.3%	2.3%	0.0%	0.0%	0.0%	0.0%
Energy	50.0%	27.3%	42.9%	20.0%	34.8%	26.7%	11.6%	21.1%	3.7%	25.0%	27.3%
Job creation/employment	20.0%	34.1%	14.3%	20.0%	30.4%	23.3%	29.1%	31.6%	40.7%	31.3%	27.3%
Urban development	0.0%	0.0%	0.0%	20.0%	0.0%	0.0%	1.2%	0.0%	0.0%	0.0%	0.0%
Environmental sustainability	0.0%	0.0%	0.0%	0.0%	0.0%	0.0%	3.5%	0.0%	0.0%	0.0%	4.5%
Equality of opportunity	0.0%	0.0%	0.0%	0.0%	8.7%	0.0%	4.7%	0.0%	7.4%	0.0%	4.5%
Health	30.0%	11.4%	7.1%	0.0%	17.4%	10.0%	14.0%	10.5%	7.4%	18.8%	13.6%
Education	50.0%	27.3%	7.1%	20.0%	17.4%	16.7%	27.9%	36.8%	37.0%	56.3%	36.4%
Poverty reduction	50.0%	29.5%	21.4%	30.0%	26.1%	13.3%	19.8%	15.8%	22.2%	25.0%	13.6%
Food security	0.0%	0.0%	14.3%	0.0%	8.7%	3.3%	1.2%	5.3%	3.7%	6.3%	0.0%
Social cohesion/inclusion	0.0%	0.0%	0.0%	0.0%	13.0%	0.0%	7.0%	5.3%	22.2%	0.0%	4.5%
Agricultural/ rural development	10.0%	15.9%	28.6%	10.0%	0.0%	23.3%	16.3%	15.8%	11.1%	6.3%	4.5%
Economic growth	20.0%	27.3%	14.3%	0.0%	26.1%	10.0%	8.1%	10.5%	7.4%	12.5%	4.5%
Regulatory framework	0.0%	2.3%	0.0%	0.0%	0.0%	3.3%	2.3%	0.0%	3.7%	0.0%	0.0%
Local governance and institutions	0.0%	0.0%	14.3%	20.0%	0.0%	0.0%	4.7%	5.3%	7.4%	0.0%	4.5%
Anti-corruption	0.0%	0.0%	7.1%	10.0%	4.3%	10.0%	15.1%	21.1%	18.5%	18.8%	22.7%
Disaster management/ climate change	0.0%	0.0%	0.0%	0.0%	0.0%	0.0%	5.8%	0.0%	0.0%	0.0%	0.0%
Information and communications technology	0.0%	0.0%	0.0%	0.0%	0.0%	0.0%	0.0%	5.3%	0.0%	12.5%	0.0%
Other	0.0%	6.8%	0.0%	0.0%	4.3%	3.3%	2.3%	0.0%	0.0%	6.3%	0.0%

**A. General Issues facing Nepal (continued)**

Poverty reduction is a broad term that encompasses work in many different areas. Which THREE areas of development listed below do you believe would contribute most to reducing poverty in Nepal? (Choose no more than THREE)

Percentage of Respondents (Responses Combined)	Office of the President/Prime Minister/Minister	Employee of a Ministry/ Implementation Agency	PMU/ Consultant on Bank Project	Local Government	Bilateral or Multilateral Agency	Private Sector/ Financial Sector/ Private Bank	CSO	Media	Academia/ Research Institute	Youth Group	Other
Water and sanitation	0.0%	4.7%	0.0%	8.3%	0.0%	6.7%	3.5%	0.0%	0.0%	0.0%	4.8%
Equality of opportunity	20.0%	16.3%	20.0%	25.0%	21.7%	16.7%	12.8%	10.5%	11.1%	12.5%	28.6%
Economic growth	70.0%	39.5%	33.3%	41.7%	56.5%	36.7%	33.7%	26.3%	37.0%	31.3%	42.9%
Tourism	20.0%	9.3%	33.3%	0.0%	4.3%	23.3%	5.8%	10.5%	14.8%	12.5%	9.5%
Regional cooperation	0.0%	0.0%	0.0%	8.3%	0.0%	3.3%	1.2%	0.0%	3.7%	0.0%	0.0%
Gender	0.0%	0.0%	0.0%	0.0%	8.7%	3.3%	10.5%	5.3%	0.0%	0.0%	0.0%
Urban development	0.0%	0.0%	0.0%	8.3%	0.0%	6.7%	1.2%	5.3%	0.0%	0.0%	0.0%
Regulatory framework	0.0%	0.0%	0.0%	0.0%	0.0%	0.0%	0.0%	0.0%	0.0%	0.0%	0.0%
Local governance and institutions	0.0%	0.0%	6.7%	0.0%	4.3%	0.0%	5.8%	0.0%	3.7%	6.3%	9.5%
Food security	0.0%	7.0%	13.3%	0.0%	13.0%	6.7%	7.0%	15.8%	3.7%	0.0%	0.0%
Social protection	10.0%	2.3%	6.7%	0.0%	21.7%	10.0%	3.5%	0.0%	7.4%	0.0%	4.8%
Transport	30.0%	16.3%	13.3%	25.0%	8.7%	13.3%	14.0%	21.1%	11.1%	6.3%	38.1%
Information and communications technology	0.0%	0.0%	0.0%	8.3%	0.0%	0.0%	0.0%	5.3%	3.7%	6.3%	4.8%
Peace and stability	20.0%	14.0%	13.3%	16.7%	17.4%	26.7%	26.7%	15.8%	37.0%	43.8%	28.6%
Anti-corruption	10.0%	2.3%	13.3%	8.3%	4.3%	13.3%	16.3%	21.1%	22.2%	12.5%	9.5%
Private sector development	0.0%	7.0%	6.7%	8.3%	17.4%	26.7%	4.7%	10.5%	11.1%	0.0%	9.5%
Energy	10.0%	9.3%	20.0%	0.0%	13.0%	13.3%	7.0%	21.1%	3.7%	31.3%	14.3%
Public sector governance/reform	0.0%	18.6%	20.0%	16.7%	13.0%	13.3%	12.8%	10.5%	3.7%	0.0%	4.8%
Social cohesion/inclusion	0.0%	0.0%	0.0%	0.0%	8.7%	0.0%	5.8%	0.0%	14.8%	0.0%	4.8%
Education	20.0%	37.2%	20.0%	16.7%	13.0%	16.7%	24.4%	31.6%	22.2%	43.8%	19.0%
Environmental sustainability	0.0%	0.0%	0.0%	0.0%	0.0%	0.0%	0.0%	0.0%	0.0%	0.0%	0.0%
Health	0.0%	11.6%	6.7%	0.0%	8.7%	0.0%	4.7%	0.0%	7.4%	6.3%	0.0%
Agricultural/rural development	30.0%	46.5%	33.3%	33.3%	21.7%	30.0%	41.9%	31.6%	22.2%	18.8%	28.6%
Disaster management/ climate change	0.0%	0.0%	0.0%	0.0%	0.0%	0.0%	1.2%	5.3%	3.7%	0.0%	0.0%
Job creation/employment	60.0%	51.2%	40.0%	75.0%	39.1%	26.7%	53.5%	42.1%	44.4%	68.8%	38.1%
Other	0.0%	2.3%	0.0%	0.0%	0.0%	0.0%	1.2%	5.3%	0.0%	0.0%	0.0%

### A. General Issues facing Nepal (continued)

Economic growth can be driven by a number of factors. Which THREE areas below do you believe would contribute most to generating economic growth in Nepal? (Choose no more than THREE)

Percentage of Respondents (Responses Combined)	Office of the President/Prime Minister/Minister	Employee of a Ministry/ Implementation Agency	PMU/ Consultant on Bank Project	Local Government	Bilateral or Multilateral Agency	Private Sector/ Financial Sector/ Private Bank	CSO	Media	Academia/ Research Institute	Youth Group	Other
Energy	54.5%	51.2%	53.3%	9.1%	56.5%	53.3%	36.5%	61.1%	29.6%	50.0%	50.0%
Gender	0.0%	0.0%	0.0%	0.0%	0.0%	10.0%	5.9%	0.0%	0.0%	0.0%	0.0%
Equality of opportunity	0.0%	2.3%	13.3%	9.1%	0.0%	0.0%	4.7%	0.0%	14.8%	0.0%	13.6%
Regional cooperation	0.0%	0.0%	0.0%	0.0%	8.7%	3.3%	0.0%	0.0%	7.4%	6.3%	0.0%
Social protection	0.0%	0.0%	0.0%	0.0%	4.3%	3.3%	0.0%	0.0%	3.7%	6.3%	0.0%
Anti-corruption	18.2%	7.0%	6.7%	9.1%	13.0%	20.0%	25.9%	22.2%	33.3%	18.8%	9.1%
Disaster management/ climate change	0.0%	0.0%	0.0%	0.0%	0.0%	3.3%	1.2%	5.6%	0.0%	0.0%	0.0%
Tourism	54.5%	41.9%	40.0%	27.3%	17.4%	40.0%	31.8%	33.3%	14.8%	31.3%	22.7%
Urban development	0.0%	0.0%	6.7%	9.1%	0.0%	0.0%	1.2%	0.0%	0.0%	6.3%	4.5%
Water and sanitation	0.0%	0.0%	0.0%	0.0%	0.0%	0.0%	2.4%	0.0%	0.0%	0.0%	0.0%
Information and communications technology	0.0%	4.7%	0.0%	0.0%	0.0%	0.0%	0.0%	5.6%	7.4%	12.5%	9.1%
Regulatory framework	0.0%	0.0%	0.0%	0.0%	4.3%	3.3%	4.7%	0.0%	0.0%	0.0%	0.0%
Social cohesion/inclusion	0.0%	0.0%	0.0%	0.0%	0.0%	3.3%	2.4%	0.0%	0.0%	0.0%	4.5%
Public sector governance/reform	0.0%	23.3%	20.0%	27.3%	39.1%	10.0%	27.1%	33.3%	25.9%	0.0%	27.3%
Private sector development	45.5%	27.9%	26.7%	54.5%	43.5%	30.0%	22.4%	33.3%	22.2%	18.8%	0.0%
Job creation/employment	45.5%	37.2%	33.3%	72.7%	34.8%	13.3%	38.8%	33.3%	25.9%	37.5%	36.4%
Agricultural/rural development	45.5%	46.5%	53.3%	36.4%	8.7%	33.3%	32.9%	38.9%	33.3%	25.0%	22.7%
Food security	0.0%	0.0%	13.3%	0.0%	8.7%	10.0%	1.2%	0.0%	0.0%	6.3%	0.0%
Transport	18.2%	11.6%	0.0%	18.2%	17.4%	16.7%	17.6%	16.7%	18.5%	12.5%	50.0%
Peace and stability	0.0%	20.9%	20.0%	9.1%	30.4%	16.7%	12.9%	11.1%	29.6%	6.3%	31.8%
Education	9.1%	14.0%	13.3%	9.1%	0.0%	20.0%	16.5%	5.6%	11.1%	50.0%	13.6%
Environmental sustainability	0.0%	0.0%	0.0%	0.0%	0.0%	0.0%	0.0%	0.0%	0.0%	0.0%	0.0%
Health	0.0%	2.3%	0.0%	0.0%	4.3%	3.3%	4.7%	0.0%	3.7%	12.5%	0.0%
Local governance and institutions	0.0%	2.3%	0.0%	9.1%	8.7%	0.0%	7.1%	0.0%	7.4%	0.0%	4.5%
Other	9.1%	2.3%	0.0%	0.0%	0.0%	0.0%	2.4%	0.0%	0.0%	0.0%	0.0%

### B. Overall Attitudes toward the World Bank

#### Overall Attitudes toward the World Bank

	Which of the following best describes your current position?																							
	Office of President/Prime Minister/Minister			Employee of Ministry/Implementation Agency			PMU/Consultant on Bank project			Local Government			Bilateral/Multilateral Agency			Private/Financial Sector/ Private Bank			CSO			Media		
	N	Mean	SD	N	Mean	SD	N	Mean	SD	N	Mean	SD	N	Mean	SD	N	Mean	SD	N	Mean	SD	N	Mean	SD
How familiar are you with the work of the World Bank in Nepal?*	11	6.55	2.25	43	6.86	2.11	15	6.33	1.88	10	5.40	.97	22	6.95	1.84	30	5.67	2.32	85	5.94	1.72	20	6.35	1.95
Overall, please rate your impression of the World Bank's effectiveness in Nepal.	11	6.18	2.09	42	6.36	1.82	15	6.00	1.81	10	6.00	1.83	20	6.30	1.56	29	5.31	2.25	83	5.63	1.81	20	5.80	1.79
To what extent do you believe the World Bank's staff is well prepared to help Nepal solve its most complicated development challenges?	11	6.91	2.12	40	5.80	2.08	13	6.15	1.68	11	5.91	2.43	21	6.48	1.99	27	5.44	2.01	65	5.92	1.95	16	6.06	1.84

(1-Not familiar at all, 10-Extremely familiar; 1-Not effective at all, 10-Very effective; 1-To no degree at all, 10-To a very significant degree)

\*Significantly different between stakeholder groups

**B. Overall Attitudes toward the World Bank (continued)**

When thinking about how the World Bank can have the most impact on development results in Nepal, in which sectoral areas do you believe the World Bank should focus most of its attention and resources in Nepal?  
(Choose no more than THREE)

Percentage of Respondents (Responses Combined)	Office of the President/Prime Minister/Minister	Employee of a Ministry/ Implementation Agency	PMU/ Consultant on Bank Project	Local Government	Bilateral or Multilateral Agency	Private Sector/ Financial Sector/ Private Bank	CSO	Media	Academia/ Research Institute	Youth Group	Other
Social protection	0.0%	2.3%	0.0%	0.0%	8.7%	3.4%	3.5%	0.0%	7.4%	6.7%	0.0%
Transport	30.0%	29.5%	20.0%	8.3%	34.8%	37.9%	30.2%	10.5%	29.6%	33.3%	50.0%
Peace and stability	30.0%	13.6%	20.0%	8.3%	0.0%	13.8%	14.0%	21.1%	18.5%	13.3%	27.3%
Public sector governance/reform	0.0%	20.5%	20.0%	25.0%	30.4%	6.9%	19.8%	36.8%	7.4%	0.0%	22.7%
Regional cooperation	0.0%	0.0%	6.7%	0.0%	0.0%	0.0%	1.2%	0.0%	0.0%	0.0%	4.5%
Gender	0.0%	0.0%	0.0%	0.0%	0.0%	0.0%	11.6%	5.3%	3.7%	6.7%	4.5%
Private sector development	20.0%	6.8%	6.7%	16.7%	17.4%	24.1%	9.3%	10.5%	7.4%	0.0%	4.5%
Tourism	30.0%	4.5%	6.7%	0.0%	8.7%	24.1%	7.0%	10.5%	7.4%	6.7%	4.5%
Water and sanitation	0.0%	0.0%	6.7%	0.0%	0.0%	3.4%	7.0%	0.0%	0.0%	0.0%	0.0%
Energy	40.0%	50.0%	46.7%	41.7%	56.5%	34.5%	32.6%	26.3%	33.3%	46.7%	31.8%
Job creation/employment	30.0%	29.5%	20.0%	16.7%	13.0%	10.3%	24.4%	36.8%	29.6%	20.0%	27.3%
Urban development	0.0%	2.3%	0.0%	8.3%	0.0%	0.0%	3.5%	0.0%	0.0%	6.7%	4.5%
Environmental sustainability	0.0%	2.3%	0.0%	0.0%	0.0%	3.4%	1.2%	0.0%	0.0%	0.0%	4.5%
Equality of opportunity	0.0%	0.0%	6.7%	0.0%	4.3%	0.0%	1.2%	5.3%	3.7%	0.0%	9.1%
Health	0.0%	15.9%	0.0%	8.3%	8.7%	17.2%	10.5%	15.8%	7.4%	26.7%	4.5%
Education	30.0%	20.5%	20.0%	25.0%	21.7%	20.7%	20.9%	21.1%	40.7%	40.0%	31.8%
Poverty reduction	40.0%	36.4%	40.0%	41.7%	21.7%	34.5%	31.4%	21.1%	37.0%	33.3%	9.1%
Food security	10.0%	0.0%	6.7%	8.3%	8.7%	0.0%	3.5%	5.3%	3.7%	6.7%	0.0%
Social cohesion/inclusion	0.0%	0.0%	6.7%	0.0%	0.0%	3.4%	3.5%	0.0%	11.1%	0.0%	0.0%
Agricultural/ rural development	20.0%	22.7%	33.3%	50.0%	13.0%	20.7%	30.2%	42.1%	14.8%	0.0%	18.2%
Economic growth	10.0%	27.3%	13.3%	8.3%	26.1%	17.2%	11.6%	0.0%	0.0%	13.3%	18.2%
Regulatory framework	0.0%	2.3%	0.0%	0.0%	8.7%	3.4%	2.3%	0.0%	0.0%	0.0%	0.0%
Local governance and institutions	0.0%	0.0%	6.7%	16.7%	0.0%	0.0%	4.7%	0.0%	0.0%	0.0%	9.1%
Anti-corruption	10.0%	6.8%	6.7%	0.0%	4.3%	10.3%	10.5%	15.8%	14.8%	20.0%	4.5%
Disaster management/ climate change	0.0%	4.5%	0.0%	8.3%	8.7%	0.0%	2.3%	0.0%	0.0%	6.7%	0.0%
Information and communications technology	0.0%	0.0%	6.7%	8.3%	0.0%	3.4%	1.2%	15.8%	3.7%	6.7%	0.0%
Other	0.0%	2.3%	0.0%	0.0%	4.3%	0.0%	1.2%	0.0%	0.0%	0.0%	4.5%

When thinking about the World Bank's role, which activity do you believe is of greatest VALUE and which activity is of second greatest value in Nepal?

Greatest Value Percentage of Respondents	Office of the President/Prime Minister/Minister	Employee of a Ministry/ Implementation Agency	PMU/ Consultant on Bank Project	Local Government	Bilateral or Multilateral Agency	Private Sector/ Financial Sector/ Private Bank	CSO	Media	Academia/ Research Institute	Youth Group	Other
Financial resources: investment lending	30.0%	37.5%	15.4%	50.0%	40.0%	37.9%	23.1%	12.5%	33.3%	21.4%	23.8%
Financial resources: policy based lending	40.0%	35.0%	46.2%	25.0%	35.0%	20.7%	42.3%	37.5%	18.5%	7.1%	33.3%
Mobilizing third party financial resources	10.0%	0.0%	0.0%	12.5%	0.0%	3.4%	2.6%	0.0%	3.7%	7.1%	0.0%
Technical assistance	0.0%	7.5%	7.7%	0.0%	5.0%	10.3%	7.7%	6.3%	7.4%	7.1%	4.8%
Policy advice	10.0%	5.0%	0.0%	0.0%	10.0%	0.0%	0.0%	6.3%	0.0%	7.1%	4.8%
Donor coordination	0.0%	5.0%	0.0%	0.0%	0.0%	3.4%	1.3%	0.0%	7.4%	7.1%	14.3%
Global knowledge	0.0%	2.5%	0.0%	0.0%	0.0%	0.0%	2.6%	0.0%	3.7%	0.0%	0.0%
Training/capacity building	0.0%	2.5%	23.1%	0.0%	0.0%	17.2%	3.8%	12.5%	11.1%	14.3%	14.3%
Studies/research	0.0%	0.0%	0.0%	0.0%	0.0%	0.0%	3.8%	0.0%	11.1%	14.3%	4.8%
Convening/facilitating	0.0%	0.0%	0.0%	0.0%	0.0%	0.0%	1.3%	0.0%	0.0%	0.0%	0.0%
Linkage to non-Bank regional/global knowledge sharing	0.0%	2.5%	0.0%	0.0%	0.0%	0.0%	0.0%	6.3%	0.0%	0.0%	0.0%
Strategy/plan development	10.0%	2.5%	7.7%	12.5%	10.0%	6.9%	10.3%	18.8%	0.0%	14.3%	0.0%
Other	0.0%	0.0%	0.0%	0.0%	0.0%	0.0%	1.3%	0.0%	0.0%	0.0%	0.0%



**B. Overall Attitudes toward the World Bank (continued)**

When thinking about the World Bank's role, which activity do you believe is of greatest VALUE and which activity is of second greatest value in Nepal?

2 <sup>nd</sup> Greatest Value Percentage of Respondents	Office of the President/Prime Minister/Minister	Employee of a Ministry/ Implementation Agency	PMU/ Consultant on Bank Project	Local Government	Bilateral or Multilateral Agency	Private Sector/ Financial Sector/ Private Bank	CSO	Media	Academia/ Research Institute	Youth Group	Other
Financial resources: investment lending	40.0%	7.5%	14.3%	0.0%	10.0%	14.3%	10.1%	12.5%	11.1%	0.0%	19.0%
Financial resources: policy based lending	20.0%	22.5%	21.4%	22.2%	20.0%	14.3%	7.6%	18.8%	14.8%	14.3%	19.0%
Mobilizing third party financial resources	0.0%	10.0%	7.1%	0.0%	15.0%	0.0%	8.9%	0.0%	7.4%	0.0%	4.8%
Technical assistance	0.0%	12.5%	21.4%	33.3%	20.0%	17.9%	12.7%	6.3%	14.8%	7.1%	14.3%
Policy advice	10.0%	7.5%	0.0%	0.0%	5.0%	0.0%	7.6%	0.0%	0.0%	7.1%	9.5%
Donor coordination	0.0%	7.5%	7.1%	11.1%	5.0%	7.1%	12.7%	18.8%	3.7%	14.3%	0.0%
Global knowledge	10.0%	0.0%	0.0%	11.1%	5.0%	7.1%	2.5%	0.0%	0.0%	0.0%	0.0%
Training/capacity building	10.0%	10.0%	0.0%	0.0%	10.0%	3.6%	10.1%	25.0%	11.1%	35.7%	14.3%
Studies/research	0.0%	2.5%	0.0%	0.0%	10.0%	0.0%	6.3%	12.5%	14.8%	7.1%	9.5%
Convening/facilitating	0.0%	5.0%	14.3%	0.0%	0.0%	7.1%	3.8%	6.3%	7.4%	0.0%	4.8%
Linkage to non-Bank regional/global knowledge sharing	0.0%	5.0%	7.1%	0.0%	0.0%	7.1%	5.1%	0.0%	0.0%	0.0%	0.0%
Strategy/plan development	10.0%	10.0%	7.1%	22.2%	0.0%	14.3%	12.7%	0.0%	11.1%	14.3%	4.8%
Other	0.0%	0.0%	0.0%	0.0%	0.0%	7.1%	0.0%	0.0%	0.0%	0.0%	0.0%

Which of the following do you identify as the World Bank's greatest WEAKNESSES in its work in Nepal? (Choose no more than TWO)

Percentage of Respondents (Responses Combined)	Office of the President/Prime Minister/Minister	Employee of a Ministry/ Implementation Agency	PMU/ Consultant on Bank Project	Local Government	Bilateral or Multilateral Agency	Private Sector/ Financial Sector/ Private Bank	CSO	Media	Academia/ Research Institute	Youth Group	Other
Imposing technocratic solutions without regard to political realities	30.0%	17.1%	0.0%	0.0%	17.4%	17.2%	13.3%	5.3%	15.4%	20.0%	14.3%
Not exploring alternative policy options	40.0%	12.2%	7.1%	9.1%	0.0%	10.3%	7.2%	10.5%	23.1%	6.7%	9.5%
Too bureaucratic in its operational policies and procedures	20.0%	24.4%	21.4%	18.2%	30.4%	10.3%	14.5%	10.5%	23.1%	6.7%	9.5%
Staff not easily accessible	0.0%	4.9%	0.0%	9.1%	4.3%	6.9%	1.2%	15.8%	11.5%	13.3%	4.8%
Arrogant in its approach	20.0%	12.2%	0.0%	9.1%	4.3%	10.3%	3.6%	0.0%	11.5%	0.0%	9.5%
Not client focused	20.0%	12.2%	7.1%	9.1%	0.0%	24.1%	14.5%	0.0%	7.7%	20.0%	0.0%
The credibility of its knowledge/data	0.0%	4.9%	0.0%	0.0%	0.0%	6.9%	4.8%	0.0%	0.0%	0.0%	0.0%
Not willing to honestly criticize policies and lack of reform efforts in the country	0.0%	2.4%	7.1%	18.2%	21.7%	3.4%	8.4%	21.1%	7.7%	6.7%	14.3%
Its advice and strategies do not lend themselves to practical problem solving	0.0%	9.8%	7.1%	27.3%	4.3%	0.0%	9.6%	5.3%	3.8%	6.7%	4.8%
Too influenced by developed countries	20.0%	26.8%	28.6%	9.1%	0.0%	20.7%	26.5%	42.1%	23.1%	33.3%	23.8%
Not enough public disclosure of its work	0.0%	7.3%	0.0%	0.0%	17.4%	0.0%	10.8%	5.3%	11.5%	6.7%	14.3%
World Bank processes too slow and complex	0.0%	19.5%	35.7%	9.1%	17.4%	13.8%	4.8%	0.0%	7.7%	6.7%	19.0%
Not aligned with country priorities	30.0%	14.6%	28.6%	36.4%	4.3%	24.1%	7.2%	26.3%	26.9%	13.3%	9.5%
Insufficient alignments with other donors' work	10.0%	9.8%	7.1%	0.0%	13.0%	0.0%	9.6%	0.0%	0.0%	0.0%	9.5%
Not collaborating enough with non-state actors	0.0%	2.4%	0.0%	9.1%	13.0%	13.8%	22.9%	15.8%	0.0%	0.0%	4.8%
Not adequately sensitive to political/social realities in Nepal	0.0%	9.8%	28.6%	9.1%	8.7%	17.2%	12.0%	26.3%	15.4%	20.0%	9.5%
Not focused enough on issues that are unique to post-conflict countries	10.0%	2.4%	14.3%	18.2%	4.3%	13.8%	12.0%	0.0%	0.0%	6.7%	19.0%
Inadequate number of World Bank staff members located in the country	0.0%	2.4%	7.1%	0.0%	17.4%	0.0%	3.6%	0.0%	0.0%	6.7%	0.0%
Other	0.0%	7.3%	0.0%	0.0%	8.7%	3.4%	4.8%	10.5%	0.0%	6.7%	14.3%

**B. Overall Attitudes toward the World Bank (continued)**

Which World Bank instruments do you believe are the MOST effective in reducing poverty in Nepal? (Choose no more than TWO)

Percentage of Respondents (Responses Combined)	Office of the President/Prime Minister/Minister	Employee of a Ministry/ Implementation Agency	PMU/ Consultant on Bank Project	Local Government	Bilateral or Multilateral Agency	Private Sector/ Financial Sector/ Private Bank	CSO	Media	Academia/ Research Institute	Youth Group	Other
Capacity development	45.5%	20.5%	20.0%	27.3%	8.7%	37.9%	21.7%	35.0%	18.5%	26.7%	31.8%
Policy based lending	45.5%	38.6%	53.3%	54.5%	43.5%	31.0%	37.3%	60.0%	33.3%	6.7%	31.8%
Knowledge products/services	18.2%	6.8%	6.7%	0.0%	8.7%	13.8%	10.8%	0.0%	11.1%	26.7%	13.6%
Investment lending	18.2%	36.4%	33.3%	27.3%	39.1%	41.4%	38.6%	30.0%	29.6%	46.7%	22.7%
Technical assistance	9.1%	20.5%	13.3%	0.0%	17.4%	20.7%	15.7%	20.0%	25.9%	20.0%	27.3%
Trust Funds on behalf of other donors	9.1%	2.3%	20.0%	18.2%	17.4%	3.4%	8.4%	0.0%	3.7%	13.3%	4.5%
Co-financing arrangements	0.0%	6.8%	6.7%	0.0%	4.3%	3.4%	8.4%	5.0%	3.7%	0.0%	9.1%
Sector-wide approaches	9.1%	29.5%	26.7%	9.1%	30.4%	13.8%	13.3%	10.0%	14.8%	6.7%	27.3%
Emergency response	9.1%	0.0%	0.0%	9.1%	4.3%	6.9%	6.0%	5.0%	0.0%	20.0%	9.1%
Results based lending	18.2%	22.7%	13.3%	36.4%	21.7%	17.2%	22.9%	25.0%	18.5%	13.3%	13.6%
Other	0.0%	0.0%	0.0%	0.0%	0.0%	0.0%	1.2%	0.0%	0.0%	6.7%	4.5%
Don't know	9.1%	4.5%	0.0%	0.0%	0.0%	3.4%	7.2%	0.0%	14.8%	6.7%	0.0%

**Overall Attitudes toward the World Bank**

	Which of the following best describes your current position?																																
	Office of President/Prime Minister/Minister			Employee of Ministry/Implementation Agency			PMU/Consultant on Bank project			Local Government			Bilateral/Multilateral Agency			Private/Financial Sector/ Private Bank			CSO			Media			Academia/Research Institute			Youth Group			Other		
	N	Mean	SD	N	Mean	SD	N	Mean	SD	N	Mean	SD	N	Mean	SD	N	Mean	SD	N	Mean	SD	N	Mean	SD	N	Mean	SD	N	Mean	SD			
To what extent do you believe that World Bank SHOULD seek to influence the global development agenda as related to "global public goods"?	11	7.82	2.04	42	7.19	2.12	15	7.13	1.60	9	7.56	2.96	22	7.64	2.40	28	6.75	2.05	79	7.71	1.98	19	7.42	2.32	25	7.92	2.04	13	8.23	1.92	20	7.10	2.02

(1-To no degree at all, 10-To a very significant degree)

In addition to the regular relations with the national government as its main interlocutor, which TWO of the following groups should the World Bank collaborate with more in your country to ensure better development results there? (Choose no more than TWO)

Percentage of Respondents (Responses Combined)	Office of the President/Prime Minister/Minister	Employee of a Ministry/ Implementation Agency	PMU/ Consultant on Bank Project	Local Government	Bilateral or Multilateral Agency	Private Sector/ Financial Sector/ Private Bank	CSO	Media	Academia/ Research Institute	Youth Group	Other
NGOs	18.2%	2.3%	13.3%	8.3%	4.3%	7.1%	53.6%	5.0%	7.4%	20.0%	18.2%
Local Government	72.7%	72.1%	40.0%	91.7%	47.8%	32.1%	33.3%	25.0%	74.1%	26.7%	54.5%
Beneficiaries	27.3%	20.9%	26.7%	25.0%	13.0%	17.9%	15.5%	20.0%	25.9%	26.7%	18.2%
Private sector	54.5%	46.5%	26.7%	16.7%	34.8%	50.0%	19.0%	30.0%	14.8%	6.7%	22.7%
Community Based Organizations	9.1%	14.0%	13.3%	8.3%	4.3%	14.3%	17.9%	10.0%	14.8%	6.7%	13.6%
Donor community / UN agencies	0.0%	4.7%	13.3%	0.0%	47.8%	7.1%	9.5%	10.0%	0.0%	6.7%	4.5%
Foundations	0.0%	4.7%	6.7%	0.0%	0.0%	0.0%	2.4%	0.0%	3.7%	0.0%	0.0%
Academia/think tanks/research institutes	9.1%	7.0%	26.7%	25.0%	8.7%	17.9%	11.9%	20.0%	37.0%	26.7%	9.1%
Parliament	0.0%	0.0%	13.3%	0.0%	4.3%	14.3%	1.2%	0.0%	0.0%	0.0%	9.1%
Media	0.0%	4.7%	6.7%	0.0%	0.0%	3.6%	8.3%	40.0%	0.0%	20.0%	9.1%
Faith based organizations	0.0%	0.0%	6.7%	8.3%	0.0%	3.6%	0.0%	0.0%	0.0%	0.0%	0.0%
Emerging donors	9.1%	7.0%	0.0%	0.0%	13.0%	3.6%	3.6%	0.0%	0.0%	6.7%	4.5%
Regional organizations	0.0%	0.0%	0.0%	0.0%	4.3%	7.1%	3.6%	10.0%	0.0%	0.0%	9.1%
Women Groups	0.0%	4.7%	0.0%	0.0%	0.0%	3.6%	9.5%	15.0%	0.0%	0.0%	9.1%
Youth Groups	0.0%	9.3%	0.0%	16.7%	4.3%	14.3%	7.1%	15.0%	14.8%	53.3%	9.1%
Other	0.0%	0.0%	0.0%	0.0%	4.3%	0.0%	3.6%	0.0%	0.0%	0.0%	4.5%

**B. Overall Attitudes toward the World Bank (continued)**

To what extent do you agree with the following statements about the World Bank's work in Nepal, on a ten-point scale? (1-Strongly disagree, 10-Strongly agree)

**Overall Attitudes toward the World Bank**

	Which of the following best describes your current position?																																
	Office of President/Prime Minister/Minister			Employee of Ministry/Implementation Agency			PMU/Consultant on Bank project			Local Government			Bilateral/Multilateral Agency			Private/Financial Sector/ Private Bank			CSO			Media			Academia/Research Institute			Youth Group			Other		
	N	Mean	SD	N	Mean	SD	N	Mean	SD	N	Mean	SD	N	Mean	SD	N	Mean	SD	N	Mean	SD	N	Mean	SD	N	Mean	SD	N	Mean	SD			
Overall the World Bank currently plays a relevant role in development in Nepal	11	6.45	2.11	43	6.42	2.05	14	7.00	2.25	11	6.27	2.15	23	7.30	1.92	29	5.83	2.27	80	6.24	1.90	20	6.50	2.21	24	5.67	1.83	15	6.40	2.32	18	6.78	1.70
The World Bank’s work is aligned with what I consider the development priorities for Nepal	11	5.55	2.21	41	5.85	1.85	15	6.87	1.96	11	5.09	2.66	23	6.87	2.12	26	5.81	1.88	79	6.22	1.83	20	6.05	2.19	23	5.65	2.50	14	5.07	2.30	19	6.53	1.71
The World Bank supports programs and strategies that are realistic for Nepal	10	5.50	2.22	42	6.05	1.90	13	5.92	2.53	11	5.36	2.77	22	6.50	2.22	28	6.14	1.76	80	6.09	2.13	20	6.05	2.24	22	5.41	2.22	12	6.58	2.87	19	5.79	1.32
The World Bank treats clients and stakeholders in Nepal with respect	10	6.70	1.95	41	6.10	1.79	13	6.08	2.22	10	6.00	2.11	20	6.45	2.04	26	5.96	1.68	70	5.97	2.10	18	6.39	2.23	20	5.05	2.16	13	6.77	2.28	18	5.72	2.32

To what extent is the World Bank an effective development partner in Nepal, in terms of each of the following? (1-To no degree at all, 10- To a very significant degree)

**Overall Attitudes toward the World Bank**

	Which of the following best describes your current position?																																
	Office of President/Prime Minister/Minister			Employee of Ministry/Implementation Agency			PMU/Consultant on Bank project			Local Government			Bilateral/Multilateral Agency			Private/Financial Sector/ Private Bank			CSO			Media			Academia/Research Institute			Youth Group			Other		
	N	Mean	SD	N	Mean	SD	N	Mean	SD	N	Mean	SD	N	Mean	SD	N	Mean	SD	N	Mean	SD	N	Mean	SD	N	Mean	SD	N	Mean	SD	N	Mean	SD
Responsiveness	10	6.80	2.04	41	6.05	1.64	12	7.25	1.60	9	5.89	1.90	20	5.80	2.07	25	6.52	2.18	72	5.89	1.87	17	5.94	2.25	20	5.30	1.63	12	6.33	2.19	17	6.59	1.70
Flexibility (in terms of the institution's products and services)	10	5.70	2.06	41	5.37	1.51	13	6.69	2.59	9	5.00	1.66	20	5.40	2.06	25	5.72	2.03	69	5.83	1.94	17	5.82	2.40	19	4.68	1.29	13	6.00	2.65	16	5.50	2.03
Flexibility (in terms of changing county circumstances)	9	7.00	1.58	40	5.55	1.52	13	6.15	1.99	9	4.67	1.32	20	5.55	1.61	24	5.92	2.02	69	6.00	1.90	18	5.44	2.04	19	5.00	1.63	13	6.38	2.36	15	5.73	1.83
Being inclusive	10	7.90	1.85	41	6.85	1.39	12	6.00	2.59	9	6.11	1.83	19	5.84	2.09	24	6.58	1.77	68	5.84	2.07	15	6.53	1.92	21	5.48	2.34	13	6.31	2.59	16	6.19	2.34
Openness (sharing data and other information)	9	7.44	1.94	41	6.51	1.50	13	6.15	2.27	9	6.78	1.92	21	6.86	2.31	23	6.43	2.31	68	6.03	2.01	16	6.31	2.18	19	5.21	1.90	11	6.36	2.29	15	6.53	1.88
Staff accessibility	9	7.22	1.79	41	5.80	1.69	14	6.57	1.95	8	5.25	1.83	22	6.36	1.92	25	6.08	2.14	66	5.53	2.23	15	5.53	2.42	19	4.68	2.11	13	6.08	2.02	14	6.36	2.31
Straightforwardness and honesty	10	7.70	1.64	41	6.44	1.48	13	7.46	1.39	9	5.89	1.90	21	6.81	1.94	25	7.16	1.57	66	6.45	2.00	17	6.59	2.50	19	5.58	1.98	13	6.08	1.98	17	6.71	2.05
Collaboration with groups outside of the Government (e.g., NGOs, academia, private sector)	9	6.33	2.00	39	6.36	1.69	14	6.00	2.32	6	4.83	2.40	19	6.05	1.93	25	5.84	2.17	70	5.84	2.01	16	5.94	2.38	19	5.95	1.81	12	6.50	1.73	14	5.71	2.46
Collaboration with the Government	9	7.89	1.27	41	7.22	1.46	14	8.07	1.59	8	7.00	1.60	22	7.91	1.38	24	7.25	1.94	73	7.64	1.54	18	7.61	1.82	22	6.77	1.72	15	6.53	2.61	17	7.88	1.73
Collaboration with other donors*	9	6.89	1.69	39	6.85	1.42	11	6.82	2.14	8	4.63	1.69	23	6.09	2.13	23	6.96	1.82	64	6.70	1.58	15	7.00	1.93	19	6.37	1.61	13	6.08	1.66	15	7.67	1.68
Follow through over time	10	7.80	1.75	40	6.73	1.83	11	7.27	1.42	8	5.75	2.25	17	5.88	2.76	24	6.71	2.05	65	6.32	2.08	17	5.88	2.06	20	5.50	2.06	14	5.50	2.74	16	7.00	2.58

\*Significantly different between stakeholder groups

**B. Overall Attitudes toward the World Bank (continued)**

When World Bank assisted reform efforts fail or are slow to take place, which THREE of the following would you attribute this to? (Choose no more than THREE)

Percentage of Respondents (Responses Combined)	Office of the President/Prime Minister/Minister	Employee of a Ministry/ Implementation Agency	PMU/ Consultant on Bank Project	Local Government	Bilateral or Multilateral Agency	Private Sector/ Financial Sector/ Private Bank	CSO	Media	Academia/ Research Institute	Youth Group	Other
The World Bank works too slowly	9.1%	15.9%	14.3%	0.0%	13.0%	13.8%	9.8%	10.5%	7.4%	12.5%	13.6%
The Government works inefficiently	27.3%	20.5%	35.7%	8.3%	43.5%	34.5%	36.6%	15.8%	25.9%	43.8%	27.3%
There is not an adequate level of citizen/civil society participation	18.2%	22.7%	35.7%	41.7%	13.0%	31.0%	43.9%	26.3%	44.4%	31.3%	9.1%
Poor donor coordination	36.4%	22.7%	14.3%	8.3%	21.7%	17.2%	8.5%	10.5%	11.1%	18.8%	13.6%
The World Bank does not do adequate follow through/follow-up	18.2%	11.4%	14.3%	16.7%	8.7%	24.1%	22.0%	36.8%	18.5%	31.3%	13.6%
Lack of/inadequate levels of capacity in Government	27.3%	31.8%	21.4%	25.0%	30.4%	34.5%	20.7%	15.8%	25.9%	18.8%	40.9%
Political pressures and obstacles	18.2%	20.5%	21.4%	41.7%	30.4%	27.6%	28.0%	52.6%	40.7%	25.0%	31.8%
Reforms are not well thought out in light of country challenges	27.3%	27.3%	7.1%	41.7%	21.7%	27.6%	23.2%	15.8%	22.2%	31.3%	31.8%
The World Bank is not sensitive enough to political/social realities on the ground	36.4%	13.6%	21.4%	33.3%	21.7%	20.7%	15.9%	42.1%	22.2%	12.5%	27.3%
Ongoing political instability	54.5%	50.0%	42.9%	58.3%	52.2%	24.1%	41.5%	31.6%	25.9%	18.8%	31.8%
Inadequate funding	18.2%	18.2%	28.6%	16.7%	4.3%	6.9%	6.1%	5.3%	11.1%	6.3%	9.1%
Corruption	9.1%	22.7%	14.3%	8.3%	26.1%	20.7%	34.1%	10.5%	18.5%	37.5%	31.8%
Other	0.0%	4.5%	0.0%	0.0%	4.3%	6.9%	1.2%	5.3%	3.7%	0.0%	4.5%

### C. World Bank Effectiveness and Results

How effective do you believe the World Bank is in terms of the work it does in the following areas of development in Nepal, on a ten-point scale? (1-Not effective at all, 10-Very effective)

#### World Bank Effectiveness and Results

	Which of the following best describes your current position?																																
	Office of President/Prime Minister/Minister			Employee of Ministry/Implementation Agency			PMU/Consultant on Bank project			Local Government			Bilateral/Multilateral Agency			Private/Financial Sector/ Private Bank			CSO			Media			Academia/Research Institute			Youth Group			Other		
	N	Mean	SD	N	Mean	SD	N	Mean	SD	N	Mean	SD	N	Mean	SD	N	Mean	SD	N	Mean	SD	N	Mean	SD	N	Mean	SD	N	Mean	SD			
Anti-corruption	11	4.55	1.97	40	5.17	2.22	11	4.64	1.21	6	3.50	1.64	13	4.85	2.64	26	4.23	2.25	64	4.34	2.31	19	4.32	2.11	19	3.00	1.73	11	5.00	2.05	16	5.13	2.55
Information and communications technology	10	5.90	2.69	39	6.23	1.60	11	5.73	1.85	6	5.17	1.72	11	5.91	1.81	26	6.19	2.42	62	5.63	1.73	18	5.00	2.20	17	5.65	2.23	12	5.83	2.33	16	6.31	1.62
Transport	10	6.20	1.87	40	6.32	1.65	14	6.43	1.99	9	5.78	2.11	19	7.32	1.42	25	5.92	2.25	69	6.74	1.95	19	6.58	2.34	20	5.55	1.76	13	6.54	2.18	17	6.59	1.42
Urban development	10	5.70	1.77	38	5.66	1.51	11	6.64	2.01	8	4.88	2.47	14	6.29	1.86	23	5.52	2.19	68	6.29	1.99	20	5.60	2.21	17	5.65	1.90	12	5.25	2.53	16	5.50	1.37
Environmental sustainability	10	5.50	1.84	40	5.98	1.86	12	6.75	2.34	8	5.12	2.30	17	6.65	1.84	24	5.83	1.99	69	6.17	1.76	17	6.12	1.28	18	5.11	1.71	13	5.23	2.09	15	5.93	1.87
Regulatory framework	11	6.36	1.96	37	5.78	1.62	11	6.36	1.57	6	5.33	2.07	15	6.47	1.81	25	6.00	2.02	59	5.61	1.53	13	5.77	2.45	12	5.17	1.59	14	5.57	2.17	12	5.67	1.83
Poverty reduction	11	6.36	1.91	40	6.38	1.63	14	6.64	1.78	8	5.25	1.58	18	6.78	1.73	27	6.11	2.06	73	6.45	1.98	17	6.24	2.22	21	5.71	2.15	12	6.58	2.23	17	5.82	1.38
Gender	10	6.00	2.00	37	6.35	1.69	13	6.38	1.50	8	5.88	1.46	18	6.06	1.83	25	6.04	2.01	70	6.13	1.62	17	5.94	2.01	20	5.25	2.10	11	6.64	2.54	15	6.47	1.25
Private sector development	11	6.27	2.20	38	5.71	2.00	14	5.57	1.79	7	4.43	1.13	16	6.25	1.98	26	5.42	2.23	71	5.96	1.74	19	5.05	2.91	16	5.56	1.90	12	5.67	2.42	14	5.14	1.79
Local governance and institutions	11	6.09	1.76	37	5.84	1.62	11	5.91	1.92	6	5.33	2.07	17	5.29	2.05	24	5.42	2.06	60	5.53	1.68	19	5.53	2.20	18	5.17	1.92	13	5.46	2.15	15	5.00	1.96
Water and sanitation	10	6.60	1.58	36	6.31	1.72	13	7.15	2.08	7	5.43	2.51	13	6.92	1.89	24	5.79	2.04	70	6.16	1.68	17	6.18	1.91	19	6.63	2.09	13	5.31	1.18	17	6.65	1.27
Economic growth	11	6.36	1.69	39	6.49	1.80	14	6.71	1.86	7	5.14	1.95	19	6.53	1.54	25	6.00	2.36	69	6.25	2.00	18	5.44	2.64	19	5.37	1.34	13	5.92	2.33	14	6.07	1.82
Energy	11	5.55	1.51	38	5.63	1.75	13	6.46	2.18	7	5.29	1.50	18	6.56	1.92	23	5.48	2.15	70	6.00	1.88	17	5.59	2.37	20	5.60	1.85	13	5.54	2.26	15	5.93	2.09
Disaster management/ climate change	11	5.36	1.91	39	5.69	1.52	12	6.17	1.47	7	4.71	2.36	16	6.00	2.00	22	5.55	1.79	64	5.53	1.94	17	5.71	2.34	17	6.00	1.62	12	5.67	2.35	15	5.60	1.72
Public sector governance/ reform	11	6.27	2.05	36	6.28	1.63	11	6.27	1.19	6	4.83	1.60	19	6.74	1.52	23	6.35	1.77	67	5.87	1.96	18	6.17	1.89	14	5.21	1.42	12	5.25	1.91	16	6.12	1.78
Job creation/employment	11	5.36	1.86	37	5.24	1.77	14	5.93	1.82	7	4.71	.76	18	6.17	1.79	26	5.00	2.04	72	5.29	2.07	17	4.88	2.20	19	4.84	2.12	12	5.33	2.15	14	4.93	1.44
Social cohesion/inclusion	11	5.18	1.66	35	5.26	1.58	11	5.82	2.23	4	5.00	2.71	15	5.20	2.37	25	5.16	1.84	65	5.42	1.98	15	5.33	2.35	19	4.68	2.29	12	5.17	2.04	17	5.47	1.84
Equality of opportunity	11	5.55	1.81	33	5.33	1.59	10	6.00	2.45	6	3.83	1.17	14	5.64	1.91	26	5.08	2.15	62	5.03	2.25	15	5.20	2.01	17	3.94	1.75	12	5.50	2.39	14	5.29	.99
Health	11	6.36	1.75	40	6.32	1.69	13	7.31	1.38	7	5.71	1.70	16	7.37	1.45	24	5.71	1.76	68	5.97	1.99	18	6.11	2.25	20	5.70	1.81	12	5.92	2.15	16	6.56	1.90
Regional cooperation	10	6.00	1.70	34	5.44	1.52	12	6.42	2.02	4	5.25	2.22	11	6.09	2.34	23	5.13	1.96	61	5.38	1.92	18	5.78	1.96	18	4.78	1.40	12	5.50	2.28	12	5.25	1.82
Food security	10	5.60	1.90	35	5.69	1.84	13	6.31	1.70	5	4.80	1.79	15	6.53	1.60	23	5.70	1.52	63	5.60	1.98	18	6.00	1.91	19	4.63	1.74	13	6.08	2.02	14	5.86	1.46
Education	11	6.73	1.85	40	6.77	1.75	14	7.29	1.64	7	6.43	2.37	19	7.16	1.86	22	6.00	1.77	70	6.06	1.91	18	6.72	1.99	21	5.86	1.80	12	6.42	2.68	16	6.31	1.54
Peace and stability	11	6.09	2.12	34	5.71	1.71	12	6.58	1.51	6	4.83	1.33	15	6.20	1.82	24	6.04	1.76	63	5.81	1.87	17	5.65	2.23	17	4.82	1.98	12	6.50	2.28	16	5.25	2.21
Social protection	11	5.73	1.79	35	4.69	1.81	9	6.11	2.15	5	5.00	1.58	18	6.28	2.02	23	5.61	2.10	58	5.31	1.98	16	5.75	2.35	15	4.47	2.26	10	6.00	1.89	14	4.79	2.12
Tourism	11	5.55	1.69	33	5.58	1.71	10	5.70	2.31	6	4.50	1.22	14	5.93	2.06	25	5.52	2.16	63	5.44	2.21	18	4.89	1.97	16	4.81	1.68	11	6.73	1.56	14	5.43	1.74
Agricultural/rural development	11	5.91	1.87	39	6.00	1.76	11	6.82	1.94	7	5.57	1.51	18	6.72	1.81	24	5.96	2.27	71	6.31	2.11	19	5.74	2.00	21	5.52	2.06	13	5.85	2.27	15	5.87	1.19

#### World Bank Effectiveness and Results

	Which of the following best describes your current position?																																
	Office of President/Prime Minister/Minister			Employee of Ministry/Implementation Agency			PMU/Consultant on Bank project			Local Government			Bilateral/Multilateral Agency			Private/Financial Sector/ Private Bank			CSO			Media			Academia/Research Institute			Youth Group			Other		
	N	Mean	SD	N	Mean	SD	N	Mean	SD	N	Mean	SD	N	Mean	SD	N	Mean	SD	N	Mean	SD	N	Mean	SD	N	Mean	SD	N	Mean	SD			
To what extent does the World Bank's work help to achieve development results in Nepal?	10	6.40	2.41	43	6.51	1.72	15	6.33	1.72	11	6.00	1.10	22	6.86	1.67	30	5.90	2.47	81	6.07	1.69	20	6.05	2.52	23	6.26	2.09	15	6.33	1.72	20	6.35	2.06

(1-To no degree at all, 10-To a very significant degree)

To what extent do you agree with the following statements about the World Bank in Nepal, on a ten-point scale? (1-Strongly disagree, 10-Strongly agree)

#### World Bank Effectiveness and Results

	Which of the following best describes your current position?																																
	Office of President/Prime Minister/Minister			Employee of Ministry/Implementation Agency			PMU/Consultant on Bank project			Local Government			Bilateral/Multilateral Agency			Private/Financial Sector/ Private Bank			CSO			Media			Academia/Research Institute			Youth Group			Other		
	N	Mean	SD	N	Mean	SD	N	Mean	SD	N	Mean	SD	N	Mean	SD	N	Mean	SD	N	Mean	SD	N	Mean	SD	N	Mean	SD	N	Mean	SD			
The World Bank's financial instruments meet the needs of Nepal	10	5.80	1.93	40	5.85	1.61	15	6.40	.91	10	5.40	1.35	22	6.27	2.31	28	6.07	2.42	80	5.77	1.84	20	5.50	2.40	22	6.05	1.81	13	5.85	1.72	18	5.61	1.94
The World Bank meets Nepal's needs for knowledge services	10	5.70	2.31	42	5.76	1.76	15	6.13	1.46	10	5.40	1.71	22	6.45	1.87	28	6.36	2.04	76	5.86	1.88	20	6.30	2.05	23	6.61	2.04	13	6.69	2.14	18	6.00	2.00

### D. The World Bank's Knowledge Work and Activities

How frequently do you consult World Bank knowledge work and activities in the work you do?\*

Percentage of Respondents (Responses Combined)	Office of the President/Prime Minister/Minister	Employee of a Ministry/ Implementation Agency	PMU/ Consultant on Bank Project	Local Government	Bilateral or Multilateral Agency	Private Sector/ Financial Sector/ Private Bank	CSO	Media	Academia/ Research Institute	Youth Group	Other
Weekly	18.2%	7.0%	6.7%	-	8.7%	3.4%	3.7%	31.6%	-	6.2%	4.5%
Monthly	-	18.6%	26.7%	16.7%	26.1%	17.2%	8.6%	5.3%	20.0%	6.2%	18.2%
A few times a year	63.6%	58.1%	33.3%	33.3%	47.8%	31.0%	54.3%	36.8%	44.0%	25.0%	40.9%
Rarely	18.2%	14.0%	26.7%	50.0%	17.4%	37.9%	32.1%	21.1%	32.0%	62.5%	18.2%
Never	-	2.3%	6.7%	-	-	10.3%	1.2%	5.3%	4.0%	-	18.2%

\*Significantly different between stakeholder groups

When thinking about the development challenges in Nepal, where do you believe it would be most valuable for the World Bank to focus its knowledge work and activities in the next few years? (Choose no more than THREE)

Percentage of Respondents (Responses Combined)	Office of the President/Prime Minister/Minister	Employee of a Ministry/ Implementation Agency	PMU/ Consultant on Bank Project	Local Government	Bilateral or Multilateral Agency	Private Sector/ Financial Sector/ Private Bank	CSO	Media	Academia/ Research Institute	Youth Group	Other
Social protection	9.1%	2.3%	0.0%	0.0%	13.0%	16.7%	2.4%	0.0%	11.5%	6.7%	0.0%
Transport	36.4%	14.0%	26.7%	8.3%	13.0%	23.3%	15.7%	10.0%	19.2%	26.7%	50.0%
Peace and stability	18.2%	18.6%	13.3%	8.3%	13.0%	10.0%	21.7%	25.0%	23.1%	13.3%	27.3%
Public sector governance/reform	9.1%	23.3%	13.3%	50.0%	39.1%	13.3%	25.3%	35.0%	15.4%	13.3%	27.3%
Regional cooperation	0.0%	0.0%	0.0%	0.0%	4.3%	0.0%	1.2%	5.0%	0.0%	0.0%	0.0%
Gender	0.0%	2.3%	0.0%	0.0%	0.0%	3.3%	15.7%	0.0%	0.0%	6.7%	4.5%
Private sector development	18.2%	9.3%	13.3%	8.3%	17.4%	26.7%	3.6%	10.0%	3.8%	6.7%	9.1%
Tourism	9.1%	14.0%	6.7%	0.0%	4.3%	26.7%	9.6%	10.0%	11.5%	0.0%	4.5%
Water and sanitation	0.0%	0.0%	6.7%	0.0%	0.0%	0.0%	2.4%	10.0%	3.8%	0.0%	4.5%
Energy	18.2%	37.2%	46.7%	33.3%	39.1%	33.3%	20.5%	35.0%	26.9%	46.7%	40.9%
Job creation/employment	45.5%	23.3%	20.0%	41.7%	21.7%	13.3%	33.7%	20.0%	23.1%	20.0%	36.4%
Urban development	0.0%	0.0%	0.0%	0.0%	0.0%	6.7%	3.6%	0.0%	0.0%	0.0%	0.0%
Environmental sustainability	0.0%	0.0%	0.0%	0.0%	0.0%	6.7%	3.6%	0.0%	0.0%	6.7%	9.1%
Equality of opportunity	0.0%	0.0%	0.0%	16.7%	4.3%	3.3%	6.0%	0.0%	11.5%	0.0%	4.5%
Health	27.3%	14.0%	0.0%	16.7%	4.3%	10.0%	18.1%	10.0%	19.2%	33.3%	0.0%
Education	36.4%	39.5%	0.0%	16.7%	13.0%	23.3%	20.5%	15.0%	34.6%	26.7%	31.8%
Poverty reduction	36.4%	32.6%	53.3%	33.3%	26.1%	23.3%	26.5%	25.0%	23.1%	6.7%	13.6%
Food security	0.0%	4.7%	13.3%	0.0%	8.7%	10.0%	4.8%	0.0%	11.5%	0.0%	0.0%
Social cohesion/inclusion	0.0%	0.0%	6.7%	0.0%	4.3%	0.0%	4.8%	0.0%	11.5%	0.0%	0.0%
Agricultural/ rural development	9.1%	25.6%	33.3%	33.3%	0.0%	16.7%	20.5%	30.0%	11.5%	13.3%	13.6%
Economic growth	27.3%	23.3%	20.0%	0.0%	30.4%	13.3%	13.3%	15.0%	3.8%	20.0%	4.5%
Regulatory framework	0.0%	4.7%	0.0%	0.0%	4.3%	3.3%	2.4%	0.0%	0.0%	0.0%	0.0%
Local governance and institutions	0.0%	0.0%	6.7%	16.7%	13.0%	6.7%	7.2%	0.0%	15.4%	6.7%	0.0%
Anti-corruption	0.0%	2.3%	13.3%	8.3%	17.4%	0.0%	12.0%	20.0%	7.7%	13.3%	4.5%
Disaster management/ climate change	0.0%	0.0%	6.7%	0.0%	8.7%	3.3%	3.6%	10.0%	0.0%	13.3%	0.0%
Information and communications technology	0.0%	4.7%	0.0%	8.3%	0.0%	6.7%	0.0%	10.0%	0.0%	6.7%	4.5%
Other	0.0%	0.0%	0.0%	0.0%	0.0%	0.0%	1.2%	0.0%	0.0%	0.0%	4.5%

In Nepal, how effective do you believe the World Bank's knowledge work and activities are at: (1-Not effective at all, 10-Very effective)

#### The World Bank's Knowledge Work and Activities

Which of the following best describes your current position?

	Office of President/Prime Minister/Minister			Employee of Ministry/Implementation Agency			PMU/Consultant on Bank project			Local Government			Bilateral/Multilateral Agency			Private/Financial Sector/ Private Bank			CSO			Media			Academia/Research Institute			Youth Group			Other		
	N	Mean	SD	N	Mean	SD	N	Mean	SD	N	Mean	SD	N	Mean	SD	N	Mean	SD	N	Mean	SD	N	Mean	SD	N	Mean	SD	N	Mean	SD	N	Mean	SD
	11	5.36	2.11	40	5.20	2.24	14	5.57	2.06	9	4.11	1.54	22	5.82	2.48	26	6.04	2.22	74	5.12	2.14	19	4.58	2.57	21	4.38	1.94	12	6.00	2.13	17	4.88	2.64
Enhancing your knowledge and/or skills	11	5.36	2.11	40	5.20	2.24	14	5.57	2.06	9	4.11	1.54	22	5.82	2.48	26	6.04	2.22	74	5.12	2.14	19	4.58	2.57	21	4.38	1.94	12	6.00	2.13	17	4.88	2.64
Contributing to good policy making	11	5.73	2.20	40	5.67	1.97	14	5.36	1.55	10	4.80	1.32	21	6.10	2.12	26	5.92	2.26	69	6.06	1.79	18	6.11	2.11	19	4.58	1.26	11	6.55	1.57	17	6.00	1.84
Providing support for program implementation	11	5.82	2.27	40	5.95	1.74	14	6.57	1.50	11	5.27	1.42	21	6.24	1.92	25	6.72	1.84	76	5.99	1.93	19	5.84	2.24	19	5.32	1.45	12	7.00	1.65	16	6.25	1.48

**D. The World Bank's Knowledge Work and Activities (continued)**

In Nepal, to what extent do you believe that the World Bank's knowledge work and activities: (1-To no degree at all, 10-To a very significant degree)

**The World Bank's Knowledge Work and Activities**

	Which of the following best describes your current position?																																
	Office of President/Prime Minister/Minister			Employee of Ministry/Implementation Agency			PMU/Consultant on Bank project			Local Government			Bilateral/Multilateral Agency			Private/Financial Sector/ Private Bank			CSO			Media			Academia/Research Institute			Youth Group			Other		
	N	Mean	SD	N	Mean	SD	N	Mean	SD	N	Mean	SD	N	Mean	SD	N	Mean	SD	N	Mean	SD	N	Mean	SD	N	Mean	SD	N	Mean	SD			
Are timely	10	5.90	2.13	36	5.75	1.70	11	5.45	2.21	8	4.50	1.60	18	5.56	1.79	22	6.00	2.12	66	6.06	2.19	18	6.17	2.26	17	4.88	1.62	13	5.31	2.06	15	6.00	2.24
Include appropriate level of stakeholder involvement during preparation	11	6.18	2.09	38	5.53	1.78	13	5.31	2.02	10	5.60	1.07	19	6.16	1.61	22	5.91	1.77	70	5.74	1.85	17	6.35	1.80	18	4.44	1.69	12	5.67	1.92	14	5.43	1.91
Are relevant to Nepal's development priorities	11	6.09	1.76	41	5.88	1.66	15	6.40	1.50	9	5.00	2.24	20	7.00	1.81	25	5.96	1.97	73	6.41	1.94	19	6.42	1.98	20	5.35	1.81	13	6.15	1.63	16	6.50	2.03
Provide feasible recommendations*	11	5.91	1.87	39	5.85	1.55	12	6.33	1.72	9	4.89	1.27	20	6.75	1.80	24	6.54	1.64	69	6.09	1.85	16	6.88	1.86	17	4.94	1.48	13	5.62	2.22	15	6.13	1.77
A source of relevant information on global good practices	11	6.09	1.76	39	6.38	1.84	13	6.62	1.45	9	5.67	1.22	21	6.86	1.85	23	7.09	1.65	67	6.52	1.89	18	6.78	2.16	20	5.75	1.77	14	5.57	1.45	14	7.43	2.14
Are accessible (well written and easy to understand)	11	6.64	1.96	40	5.90	1.93	12	6.67	1.87	10	5.20	2.10	21	7.10	1.81	25	6.16	2.10	70	6.10	1.96	17	6.88	2.03	18	5.28	1.87	13	5.85	2.38	15	7.07	1.67
Are useful in terms of the work you do	11	6.45	2.02	41	5.95	1.83	13	6.38	2.18	10	5.40	1.26	21	6.90	1.73	26	5.92	1.98	72	5.94	2.09	18	5.72	2.78	21	4.81	1.89	12	6.00	2.45	15	6.00	2.27
Are adequately disseminated	11	6.09	2.12	40	5.55	2.14	13	5.62	1.94	10	5.10	1.20	17	6.76	2.08	25	5.68	2.06	70	5.74	2.14	19	5.11	2.31	20	4.50	2.67	12	5.17	2.82	14	5.64	2.02
Are appropriately translated	11	5.91	2.21	37	5.46	1.97	10	5.80	2.20	9	5.11	1.27	14	6.43	1.95	24	6.13	2.03	66	5.86	2.09	17	5.65	2.09	18	4.78	2.53	13	4.92	2.22	15	5.53	2.39
Are adaptable to Nepal's specific development challenges and country circumstances	11	5.64	1.80	38	5.82	1.84	13	6.08	1.75	9	5.33	1.41	21	6.48	1.78	24	6.21	1.89	73	6.05	1.86	19	5.68	1.83	19	4.63	1.74	11	5.36	1.86	16	5.69	1.45

\*Significantly different between stakeholder groups

**The World Bank's Knowledge Work and Activities**

	Which of the following best describes your current position?																																
	Office of President/Prime Minister/Minister			Employee of Ministry/Implementation Agency			PMU/Consultant on Bank project			Local Government			Bilateral/Multilateral Agency			Private/Financial Sector/ Private Bank			CSO			Media			Academia/Research Institute			Youth Group			Other		
	N	Mean	SD	N	Mean	SD	N	Mean	SD	N	Mean	SD	N	Mean	SD	N	Mean	SD	N	Mean	SD	N	Mean	SD	N	Mean	SD	N	Mean	SD			
Overall, how significant a contribution do you believe the World Bank's knowledge work and activities make to development results in your country?	11	6.45	2.07	41	6.02	1.89	14	5.86	1.70	10	5.30	1.06	22	6.59	1.79	27	6.30	2.18	76	6.53	1.59	20	5.75	2.15	25	5.72	2.03	14	6.64	1.82	20	6.15	2.11
Overall, how would you rate the technical quality of the World Bank's knowledge work and activities?	11	6.36	2.42	40	6.22	1.62	13	6.85	1.68	10	6.30	1.16	22	6.82	1.44	27	6.78	1.48	77	6.61	1.86	19	6.32	1.89	23	6.26	1.32	14	7.14	1.41	19	6.68	1.49

(1-Not significant at all, 10-Very significant; 1-Very low technical quality, 10-Very high technical quality)

## E. Working with the World Bank

To what extent do you agree/disagree with the following statements, on a ten-point scale? (1-Strongly disagree, 10-Strongly agree)

### Working with the World Bank

Which of the following best describes your current position?

	Office of President/Prime Minister/Minister			Employee of Ministry/Implementation Agency			PMU/Consultant on Bank project			Local Government			Bilateral/Multilateral Agency			Private/Financial Sector/ Private Bank			CSO			Media			Academia/Research Institute			Youth Group			Other		
	N	Mean	SD	N	Mean	SD	N	Mean	SD	N	Mean	SD	N	Mean	SD	N	Mean	SD	N	Mean	SD	N	Mean	SD	N	Mean	SD	N	Mean	SD	N	Mean	SD
The World Bank disburses funds promptly	10	5.90	2.51	39	5.54	1.82	12	5.75	2.22	7	5.43	1.27	16	6.13	1.71	23	5.48	2.48	56	5.57	2.30	15	6.67	2.19	19	5.32	2.33	11	6.27	2.28	15	5.00	2.59
The World Bank effectively monitors and evaluates the projects and programs it supports	11	7.18	1.83	40	6.58	1.88	13	6.69	1.55	9	6.22	1.48	21	6.33	1.96	25	6.56	2.36	70	5.94	2.17	17	6.18	2.19	24	5.79	2.11	12	6.33	1.92	18	6.61	2.12
The World Bank's approvals and reviews are done in a timely fashion	11	7.18	1.54	38	5.89	1.96	12	5.58	1.68	9	6.11	1.05	17	5.59	2.21	25	6.48	1.90	65	5.97	2.05	15	6.73	1.53	21	6.00	2.14	12	6.17	1.85	17	6.59	1.94
The World Bank's "Safeguard Policy" requirements are reasonable	9	6.00	1.50	34	5.88	1.95	11	6.09	2.07	8	6.50	1.51	14	7.00	1.41	24	6.38	1.93	59	6.29	2.08	17	6.65	1.93	18	5.33	1.37	11	6.09	1.81	16	5.81	2.01
The World Bank imposes reasonable conditions on its lending	11	5.55	1.57	39	5.87	2.40	12	6.42	1.93	9	6.33	1.94	16	6.81	1.83	23	6.04	1.89	65	6.32	2.25	17	6.35	2.47	20	5.70	2.43	11	6.55	2.07	17	5.88	2.15
Working with the World Bank increases Nepal's institutional capacity	11	7.09	1.64	41	6.51	2.08	14	6.93	2.27	10	6.10	.88	19	7.11	2.33	27	7.26	1.58	72	6.57	1.96	19	6.74	2.16	23	6.09	2.17	11	6.91	2.07	19	6.79	2.18
The World Bank ensures consistency and continuity through staff changes	11	7.00	2.00	38	6.47	1.78	13	6.00	1.83	6	7.00	1.79	15	5.80	1.70	24	6.96	2.05	52	6.21	2.05	16	6.50	1.97	18	5.67	1.50	12	6.25	1.71	16	6.81	2.26
The World Bank's teams and visits are well coordinated	10	6.80	1.93	39	6.49	1.93	13	6.38	1.85	7	6.00	1.91	18	5.78	2.10	24	6.67	1.74	59	6.46	2.08	17	5.53	1.84	18	5.89	2.05	9	6.00	1.87	16	6.75	2.54
Where country systems are adequate, the World Bank makes appropriate use of them	11	6.18	1.25	38	5.79	2.17	13	6.23	2.01	7	6.14	1.35	18	7.39	1.42	22	6.77	2.07	56	6.21	1.91	16	6.25	2.08	16	5.44	1.79	9	7.11	1.36	16	6.56	2.13
The World Bank provides effective implementation support	11	6.36	2.06	41	6.41	1.82	13	7.08	1.71	8	6.63	1.69	18	6.50	1.82	24	6.87	2.01	69	6.52	2.14	17	6.65	2.40	21	5.76	2.07	10	6.80	1.23	18	7.00	1.85

### Working with the World Bank

Which of the following best describes your current position?

	Office of President/Prime Minister/Minister			Employee of Ministry/Implementation Agency			PMU/Consultant on Bank project			Local Government			Bilateral/Multilateral Agency			Private/Financial Sector/ Private Bank			CSO			Media			Academia/Research Institute			Youth Group			Other		
	N	Mean	SD	N	Mean	SD	N	Mean	SD	N	Mean	SD	N	Mean	SD	N	Mean	SD	N	Mean	SD	N	Mean	SD	N	Mean	SD	N	Mean	SD	N	Mean	SD
To what extent do you believe the World Bank is adequately staffed in Nepal?	8	6.63	2.77	26	5.96	1.66	10	6.40	1.90	2	5.50	2.12	17	5.12	2.47	22	6.18	2.22	42	6.36	2.03	9	5.89	1.05	17	5.94	1.95	9	5.33	1.73	11	6.45	1.75

## F. The Future Role of the World Bank in Nepal

### The Future Role of the World Bank in Nepal

Which of the following best describes your current position?

	Office of President/Prime Minister/Minister			Employee of Ministry/Implementation Agency			PMU/Consultant on Bank project			Local Government			Bilateral/Multilateral Agency			Private/Financial Sector/ Private Bank			CSO			Media			Academia/Research Institute			Youth Group			Other		
	N	Mean	SD	N	Mean	SD	N	Mean	SD	N	Mean	SD	N	Mean	SD	N	Mean	SD	N	Mean	SD	N	Mean	SD	N	Mean	SD	N	Mean	SD	N	Mean	SD
How significant a role do you believe the World Bank SHOULD play in Nepal's development in the near future?	11	8.91	1.51	41	8.20	1.52	14	8.21	1.63	11	8.36	1.50	23	8.70	1.43	28	8.32	1.68	83	8.31	1.67	20	7.70	2.11	27	8.22	1.93	15	8.40	1.68	21	9.14	1.24

(1-Not a significant role at all, 10-Very significant role)



**F. The Future Role of the World Bank in Nepal (continued)**

Which of the following SHOULD the World Bank do to make itself of greater value in Nepal? (Choose no more than TWO)

Percentage of Respondents (Responses Combined)	Office of the President/Prime Minister/Minister	Employee of a Ministry/ Implementation Agency	PMU/ Consultant on Bank Project	Local Government	Bilateral or Multilateral Agency	Private Sector/ Financial Sector/ Private Bank	CSO	Media	Academia/ Research Institute	Youth Group	Other
Improve the quality of its experts as related to Nepal's specific challenges	60.0%	47.4%	33.3%	33.3%	18.2%	37.0%	26.6%	27.8%	25.0%	46.7%	40.0%
Reduce the complexity of obtaining World Bank financing	60.0%	55.3%	66.7%	33.3%	13.6%	37.0%	27.8%	16.7%	29.2%	26.7%	35.0%
Focus primarily on advocacy issues	0.0%	2.6%	6.7%	0.0%	0.0%	7.4%	10.1%	11.1%	4.2%	6.7%	5.0%
Improve the competitiveness of its financing compared to markets	20.0%	28.9%	6.7%	25.0%	27.3%	18.5%	8.9%	22.2%	16.7%	13.3%	20.0%
Reach out more to groups outside of government	0.0%	13.2%	33.3%	33.3%	40.9%	25.9%	49.4%	33.3%	33.3%	33.3%	20.0%
Ensure greater selectivity in its work	0.0%	10.5%	20.0%	0.0%	9.1%	11.1%	10.1%	0.0%	20.8%	6.7%	15.0%
Provide more adequate data/knowledge/statistics/figures on Nepal's economy	10.0%	15.8%	0.0%	16.7%	13.6%	14.8%	17.7%	44.4%	8.3%	13.3%	5.0%
Offer more innovative financial products	30.0%	10.5%	0.0%	25.0%	9.1%	25.9%	12.7%	0.0%	8.3%	13.3%	20.0%
Offer more innovative knowledge services	0.0%	5.3%	26.7%	0.0%	13.6%	3.7%	15.2%	16.7%	20.8%	6.7%	10.0%
Work faster	20.0%	5.3%	0.0%	25.0%	27.3%	11.1%	15.2%	5.6%	20.8%	20.0%	20.0%
Increase the level of World Bank staffing in Nepal's office	0.0%	0.0%	6.7%	0.0%	13.6%	7.4%	5.1%	0.0%	4.2%	6.7%	0.0%
Other	0.0%	2.6%	0.0%	8.3%	4.5%	0.0%	2.5%	16.7%	0.0%	0.0%	5.0%

**G. Communication and Information Sharing**

How do you get most of your information about economic and social development issues in Nepal? (Choose no more than TWO)

Percentage of Respondents (Responses Combined)	Office of the President/Prime Minister/Minister	Employee of a Ministry/ Implementation Agency	PMU/ Consultant on Bank Project	Local Government	Bilateral or Multilateral Agency	Private Sector/ Financial Sector/ Private Bank	CSO	Media	Academia/ Research Institute	Youth Group	Other
Local newspapers	50.0%	59.5%	66.7%	58.3%	72.7%	60.7%	69.9%	68.4%	68.0%	62.5%	50.0%
International newspapers	10.0%	4.8%	6.7%	0.0%	4.5%	7.1%	8.4%	5.3%	0.0%	6.3%	5.0%
Local radio	0.0%	14.3%	26.7%	8.3%	4.5%	17.9%	15.7%	36.8%	16.0%	31.3%	15.0%
International radio	10.0%	0.0%	0.0%	0.0%	0.0%	0.0%	1.2%	0.0%	0.0%	0.0%	10.0%
Local television	20.0%	28.6%	53.3%	33.3%	18.2%	25.0%	39.8%	15.8%	8.0%	18.8%	25.0%
International television	0.0%	2.4%	0.0%	16.7%	9.1%	14.3%	2.4%	0.0%	4.0%	6.3%	10.0%
Periodicals	60.0%	28.6%	13.3%	16.7%	13.6%	21.4%	7.2%	15.8%	16.0%	6.3%	20.0%
Internet	40.0%	40.5%	26.7%	33.3%	59.1%	39.3%	44.6%	42.1%	64.0%	56.3%	45.0%
Social media (Facebook, Twitter, YouTube)	10.0%	0.0%	0.0%	0.0%	4.5%	3.6%	6.0%	5.3%	8.0%	12.5%	10.0%
Blogs	0.0%	2.4%	0.0%	0.0%	0.0%	3.6%	0.0%	0.0%	0.0%	0.0%	0.0%
Mobile phones	0.0%	0.0%	0.0%	0.0%	4.5%	0.0%	0.0%	0.0%	0.0%	0.0%	0.0%
Instant messaging	0.0%	0.0%	6.7%	0.0%	0.0%	0.0%	1.2%	0.0%	0.0%	0.0%	0.0%
Other	0.0%	9.5%	0.0%	25.0%	4.5%	3.6%	2.4%	5.3%	8.0%	0.0%	10.0%

### G. Communication and Information Sharing (continued)

How would you prefer to receive information from the World Bank? (Choose no more than TWO)

Percentage of Respondents (Responses Combined)	Office of the President/Prime Minister/Minister	Employee of a Ministry/ Implementation Agency	PMU/ Consultant on Bank Project	Local Government	Bilateral or Multilateral Agency	Private Sector/ Financial Sector/ Private Bank	CSO	Media	Academia/ Research Institute	Youth Group	Other
World Bank website	81.8%	78.0%	60.0%	50.0%	39.1%	63.3%	54.2%	55.0%	61.5%	40.0%	40.0%
Direct contact with World Bank (i.e., face to face meetings/discussions)	54.5%	14.6%	26.7%	25.0%	34.8%	16.7%	15.7%	20.0%	19.2%	6.7%	20.0%
e-newsletters	18.2%	12.2%	26.7%	16.7%	47.8%	33.3%	26.5%	50.0%	26.9%	33.3%	25.0%
Instant messaging	0.0%	0.0%	6.7%	0.0%	0.0%	13.3%	4.8%	5.0%	3.8%	0.0%	0.0%
World Bank seminars/workshops/conferences	9.1%	19.5%	6.7%	33.3%	21.7%	20.0%	30.1%	25.0%	11.5%	13.3%	35.0%
World Bank Public Information Center	0.0%	14.6%	20.0%	0.0%	8.7%	3.3%	12.0%	0.0%	15.4%	20.0%	10.0%
World Bank publications and other written materials	36.4%	53.7%	40.0%	50.0%	26.1%	30.0%	30.1%	25.0%	46.2%	26.7%	45.0%
Mobile phones	0.0%	2.4%	6.7%	0.0%	0.0%	10.0%	3.6%	10.0%	0.0%	6.7%	5.0%
Social media (Facebook, Twitter, YouTube)	0.0%	0.0%	0.0%	0.0%	4.3%	3.3%	15.7%	5.0%	3.8%	46.7%	15.0%
Blogs	0.0%	0.0%	0.0%	0.0%	0.0%	3.3%	4.8%	0.0%	0.0%	6.7%	0.0%
Other	0.0%	0.0%	6.7%	8.3%	0.0%	0.0%	2.4%	0.0%	0.0%	0.0%	0.0%

Are you aware of the World Bank's Access to Information Policy under which the Bank will now disclose any information in its possession that is not a list of exceptions?

Percentage of Respondents	Office of the President/Prime Minister/Minister	Employee of a Ministry/ Implementation Agency	PMU/ Consultant on Bank Project	Local Government	Bilateral or Multilateral Agency	Private Sector/ Financial Sector/ Private Bank	CSO	Media	Academia/ Research Institute	Youth Group	Other
Yes	54.5%	36.6%	46.7%	40.0%	40.9%	26.9%	25.3%	45.0%	50.0%	14.3%	36.8%
No	45.5%	63.4%	53.3%	60.0%	59.1%	73.1%	74.7%	55.0%	50.0%	85.7%	63.2%

Have you requested information from the World Bank on its activities in the past year?

Percentage of Respondents	Office of the President/Prime Minister/Minister	Employee of a Ministry/ Implementation Agency	PMU/ Consultant on Bank Project	Local Government	Bilateral or Multilateral Agency	Private Sector/ Financial Sector/ Private Bank	CSO	Media	Academia/ Research Institute	Youth Group	Other
Yes	22.2%	2.6%	33.3%	-	26.1%	14.3%	12.9%	27.8%	21.7%	7.1%	15.8%
No	77.8%	97.4%	66.7%	100.0%	73.9%	85.7%	87.1%	72.2%	78.3%	92.9%	84.2%

Were you able to obtain this information?

Percentage of Respondents	Office of the President/Prime Minister/Minister	Employee of a Ministry/ Implementation Agency	PMU/ Consultant on Bank Project	Local Government	Bilateral or Multilateral Agency	Private Sector/ Financial Sector/ Private Bank	CSO	Media	Academia/ Research Institute	Youth Group	Other
Yes	100.0%	-	75.0%	-	71.4%	100.0%	100.0%	83.3%	50.0%	100.0%	66.7%
No	-	100.0%	25.0%	-	28.6%	-	-	16.7%	50.0%	-	33.3%

Do you have access to the Internet?

Percentage of Respondents	Office of the President/Prime Minister/Minister	Employee of a Ministry/ Implementation Agency	PMU/ Consultant on Bank Project	Local Government	Bilateral or Multilateral Agency	Private Sector/ Financial Sector/ Private Bank	CSO	Media	Academia/ Research Institute	Youth Group	Other
Yes	90.0%	97.6%	100.0%	70.0%	95.2%	84.6%	95.0%	94.7%	88.0%	93.3%	77.8%
No	10.0%	2.4%	-	30.0%	4.8%	15.4%	5.0%	5.3%	12.0%	6.7%	22.2%

Do you use/have used the World Bank website?

Percentage of Respondents	Office of the President/Prime Minister/Minister	Employee of a Ministry/ Implementation Agency	PMU/ Consultant on Bank Project	Local Government	Bilateral or Multilateral Agency	Private Sector/ Financial Sector/ Private Bank	CSO	Media	Academia/ Research Institute	Youth Group	Other
Yes	80.0%	78.6%	71.4%	60.0%	81.8%	77.8%	66.2%	70.0%	76.0%	61.5%	68.4%
No	20.0%	21.4%	28.6%	40.0%	18.2%	22.2%	33.8%	30.0%	24.0%	38.5%	31.6%

### G. Communication and Information Sharing (continued)

Which do you primarily use?

Percentage of Respondents	Office of the President/Prime Minister/Minister	Employee of a Ministry/Implementation Agency	PMU/Consultant on Bank Project	Local Government	Bilateral or Multilateral Agency	Private Sector/Financial Sector/Private Bank	CSO	Media	Academia/Research Institute	Youth Group	Other
The World Bank's country website	60.0%	51.4%	76.9%	71.4%	60.0%	58.3%	72.3%	43.8%	55.0%	61.5%	28.6%
The World Bank's main website	40.0%	48.6%	23.1%	28.6%	40.0%	41.7%	27.7%	56.2%	45.0%	38.5%	71.4%

The Internet connection I mainly use when visiting a World Bank website is:\*

Percentage of Respondents	Office of the President/Prime Minister/Minister	Employee of a Ministry/Implementation Agency	PMU/Consultant on Bank Project	Local Government	Bilateral or Multilateral Agency	Private Sector/Financial Sector/Private Bank	CSO	Media	Academia/Research Institute	Youth Group	Other
High speed	60.0%	60.0%	66.7%	100.0%	90.5%	85.2%	82.4%	50.0%	82.6%	61.5%	73.3%
Dial-up	40.0%	40.0%	33.3%	-	9.5%	14.8%	17.6%	50.0%	17.4%	38.5%	26.7%

\*Significantly different between stakeholder groups

Do you use/have you used the World Bank's Public Information Centers (PICs) in Nepal?

Percentage of Respondents	Office of the President/Prime Minister/Minister	Employee of a Ministry/Implementation Agency	PMU/Consultant on Bank Project	Local Government	Bilateral or Multilateral Agency	Private Sector/Financial Sector/Private Bank	CSO	Media	Academia/Research Institute	Youth Group	Other
Yes	60.0%	20.0%	35.7%	-	18.2%	20.7%	12.8%	26.3%	20.8%	25.0%	5.0%
No	20.0%	57.5%	35.7%	42.9%	50.0%	58.6%	59.0%	36.8%	54.2%	50.0%	75.0%
I don't know what PIC is	20.0%	22.5%	28.6%	57.1%	31.8%	20.7%	28.2%	36.8%	25.0%	25.0%	20.0%

Please rate how much you agree with the following statements, on a ten-point scale. (1-Strongly disagree, 10-Strongly agree)

#### Communication and Information Sharing

	Which of the following best describes your current position?																																
	Office of President/Prime Minister/Minister			Employee of Ministry/Implementation Agency			PMU/Consultant on Bank project			Local Government			Bilateral/Multilateral Agency			Private/Financial Sector/ Private Bank			CSO			Media			Academia/Research Institute			Youth Group			Other		
	N	Mean	SD	N	Mean	SD	N	Mean	SD	N	Mean	SD	N	Mean	SD	N	Mean	SD	N	Mean	SD	N	Mean	SD	N	Mean	SD	N	Mean	SD			
I use more data from the World Bank as a result of the organization's Open Data policy	10	6.20	2.10	29	5.45	1.82	12	6.25	1.60	5	4.00	2.24	17	4.71	2.91	20	6.00	2.41	63	5.22	2.20	15	5.40	2.41	22	5.05	2.03	12	5.83	2.25	15	5.60	2.80
The World Bank's PIC is a valuable source of information related to development in Nepal	5	6.20	1.64	8	5.13	1.96	6	5.83	1.72				7	5.57	2.51	10	6.70	1.70	21	5.52	2.42	6	6.50	1.87	9	6.33	1.94	7	7.43	1.51	1	5.00	
I find the World Bank websites easy to navigate	7	7.00	1.83	32	6.31	1.89	11	6.55	1.75	4	6.25	.96	18	7.22	1.99	24	6.83	1.79	54	6.24	2.01	13	6.31	1.93	19	7.05	2.20	9	7.11	2.15	12	7.83	1.80
I find the information on the World Bank's websites useful	8	7.25	1.39	32	6.56	2.03	9	6.44	1.51	4	5.75	.96	18	7.39	1.75	25	7.16	1.75	55	6.38	1.92	12	6.42	1.93	19	7.11	2.05	10	6.50	2.22	13	7.38	1.66
When I need information from the World Bank I know how to find it	8	6.12	2.30	31	5.23	2.16	9	6.56	1.33	3	7.00	2.00	20	6.15	2.41	22	5.50	2.63	56	5.54	2.17	12	6.50	2.07	16	6.75	2.29	10	5.80	2.10	12	6.92	2.19
The World Bank is responsive to my information requests and inquiries	6	8.00	.00	28	5.79	2.02	9	7.22	1.72	2	6.50	.71	12	7.00	2.45	16	6.25	1.73	47	5.98	2.07	10	6.50	2.12	14	6.29	2.05	9	5.89	2.71	11	6.45	2.16

### G. Communication and Information Sharing (continued)

How would you prefer to receive information from the World Bank? (Choose no more than TWO)

Percentage of Respondents (Responses Combined)	Office of the President/Prime Minister/Minister	Employee of a Ministry/ Implementation Agency	PMU/ Consultant on Bank Project	Local Government	Bilateral or Multilateral Agency	Private Sector/ Financial Sector/ Private Bank	CSO	Media	Academia/ Research Institute	Youth Group	Other
World Bank strategic documents on the Nepal country program/projects	36.4%	75.0%	71.4%	63.6%	56.5%	58.6%	68.8%	57.9%	38.5%	56.3%	57.1%
Data/statistics on Nepal's economy	63.6%	32.5%	35.7%	18.2%	60.9%	51.7%	37.5%	42.1%	53.8%	37.5%	47.6%
Studies/ analysis on specific development areas	36.4%	37.5%	35.7%	36.4%	52.2%	20.7%	42.5%	47.4%	50.0%	43.8%	28.6%
Lessons learned from similar countries	18.2%	30.0%	42.9%	27.3%	21.7%	31.0%	27.5%	10.5%	15.4%	18.8%	19.0%
World Bank regional updates	9.1%	2.5%	0.0%	0.0%	0.0%	10.3%	5.0%	0.0%	7.7%	0.0%	9.5%
World Bank reports on global economy	36.4%	22.5%	14.3%	27.3%	8.7%	17.2%	12.5%	36.8%	15.4%	43.8%	38.1%
Other	0.0%	0.0%	0.0%	9.1%	0.0%	0.0%	2.5%	0.0%	7.7%	0.0%	0.0%

### H. Background Information

Currently, do you professionally collaborate/work with the World Bank in your country?

Percentage of Respondents	Office of the President/Prime Minister/Minister	Employee of a Ministry/ Implementation Agency	PMU/ Consultant on Bank Project	Local Government	Bilateral or Multilateral Agency	Private Sector/ Financial Sector/ Private Bank	CSO	Media	Academia/ Research Institute	Youth Group	Other
Yes	50.0%	56.1%	64.3%	54.5%	81.8%	39.3%	29.6%	52.6%	37.5%	40.0%	35.3%
No	50.0%	43.9%	35.7%	45.5%	18.2%	60.7%	70.4%	47.4%	62.5%	60.0%	64.7%

Which of the following describes most of your exposure to the World Bank in Nepal? (Choose no more than TWO)

Percentage of Respondents	Office of the President/Prime Minister/Minister	Employee of a Ministry/ Implementation Agency	PMU/ Consultant on Bank Project	Local Government	Bilateral or Multilateral Agency	Private Sector/ Financial Sector/ Private Bank	CSO	Media	Academia/ Research Institute	Youth Group	Other
Observer	9.1%	14.6%	20.0%	33.3%	13.0%	17.9%	32.9%	42.1%	15.4%	33.3%	27.8%
Use World Bank reports/data	72.7%	48.8%	26.7%	22.2%	26.1%	53.6%	37.8%	42.1%	30.8%	40.0%	44.4%
Engage in World Bank related/sponsored events/activities	54.5%	48.8%	53.3%	33.3%	21.7%	32.1%	26.8%	26.3%	23.1%	20.0%	33.3%
Collaborate as part of my professional duties	18.2%	22.0%	26.7%	11.1%	60.9%	17.9%	18.3%	10.5%	11.5%	20.0%	27.8%
Use World Bank website for information, data, research, etc.	36.4%	31.7%	20.0%	44.4%	26.1%	39.3%	54.9%	52.6%	61.5%	40.0%	33.3%

## Appendix C: Responses to All Questions by Geographic Location

### A. General Issues facing Nepal

In general, would you say that Nepal is headed in...?\*

Percentage of Respondents	Kathmandu	Outside Kathmandu
The right direction	33.3%	20.9%
The wrong direction	25.9%	24.1%
Not sure	40.7%	55.1%

\*Significantly different between locations

Listed below are a number of development priorities in Nepal. Please identify which of the following you consider the most important development priorities in Nepal? (Choose no more than THREE)

Percentage of Respondents (Responses Combined)	Kathmandu	Outside Kathmandu
Social protection	7.3%	6.9%
Transport	16.8%	25.6%
Peace and stability	35.0%	47.5%
Public sector governance/reform	26.3%	18.1%
Regional cooperation	0.7%	0.0%
Gender	2.2%	8.8%
Private sector development	8.0%	6.9%
Tourism	9.5%	8.1%
Water and sanitation	1.5%	1.9%
Energy	27.0%	16.3%
Job creation/employment	35.0%	26.3%
Urban development	0.7%	1.3%
Environmental sustainability	1.5%	1.3%
Equality of opportunity	2.9%	3.1%
Health	9.5%	15.0%
Education	26.3%	31.3%
Poverty reduction	19.7%	25.0%
Food security	3.6%	3.1%
Social cohesion/inclusion	8.8%	2.5%
Agricultural/ rural development	10.2%	16.9%
Economic growth	20.4%	6.9%
Regulatory framework	2.2%	1.3%
Local governance and institutions	5.1%	3.1%
Anti-corruption	11.7%	12.5%
Disaster management/ climate change	0.7%	2.5%
Information and communications technology	0.0%	1.9%
Other	3.6%	1.3%

### A. General Issues facing Nepal (continued)

Poverty reduction is a broad term that encompasses work in many different areas. Which THREE areas of development listed below do you believe would contribute most to reducing poverty in Nepal? (Choose no more than THREE)

Percentage of Respondents (Responses Combined)	Kathmandu	Outside Kathmandu
Water and sanitation	2.2%	3.7%
Equality of opportunity	17.8%	14.6%
Economic growth	43.7%	33.5%
Tourism	8.1%	14.0%
Regional cooperation	0.0%	1.8%
Gender	3.0%	5.5%
Urban development	1.5%	1.8%
Regulatory framework	0.0%	0.0%
Local governance and institutions	5.2%	2.4%
Food security	5.2%	8.5%
Social protection	8.1%	3.7%
Transport	16.3%	15.9%
Information and communications technology	1.5%	1.8%
Peace and stability	17.0%	30.5%
Anti-corruption	11.9%	13.4%
Private sector development	11.9%	6.7%
Energy	11.9%	9.8%
Public sector governance/reform	12.6%	9.8%
Social cohesion/inclusion	4.4%	3.7%
Education	28.9%	22.6%
Environmental sustainability	0.0%	0.0%
Health	5.2%	4.9%
Agricultural/rural development	34.1%	34.1%
Disaster management/ climate change	0.7%	1.2%
Job creation/employment	45.2%	51.2%
Other	0.0%	1.8%

Economic growth can be driven by a number of factors. Which THREE areas below do you believe would contribute most to generating economic growth in Nepal? (Choose no more than THREE)

Percentage of Respondents (Responses Combined)	Kathmandu	Outside Kathmandu
Energy	49.3%	40.5%
Gender	0.7%	4.3%
Equality of opportunity	3.7%	6.1%
Regional cooperation	1.5%	1.8%
Social protection	0.7%	1.8%
Anti-corruption	19.1%	18.4%
Disaster management/ climate change	0.0%	1.8%
Tourism	29.4%	33.1%
Urban development	0.7%	2.5%
Water and sanitation	0.0%	1.2%
Information and communications technology	2.9%	3.1%
Regulatory framework	2.9%	1.2%
Social cohesion/inclusion	0.7%	1.8%
Public sector governance/reform	31.6%	15.3%
Private sector development	27.2%	27.0%
Job creation/employment	34.6%	35.6%
Agricultural/rural development	29.4%	36.8%
Food security	1.5%	4.3%
Transport	18.4%	18.4%
Peace and stability	22.1%	14.7%
Education	13.2%	17.2%
Environmental sustainability	0.0%	0.0%
Health	2.2%	4.9%
Local governance and institutions	5.1%	3.7%
Other	1.5%	1.2%

## B. Overall Attitudes toward the World Bank

### Overall Attitudes toward the World Bank

	Which best represents your geographic location?					
	Kathmandu			Outside Kathmandu		
	N	Mean	SD	N	Mean	SD
How familiar are you with the work of the World Bank in Nepal?*	137	6.41	2.11	163	5.84	1.92

(1-Not familiar at all, 10-Extremely familiar) \*Significantly different between locations

### Overall Attitudes toward the World Bank

	Which best represents your geographic location?					
	Kathmandu			Outside Kathmandu		
	N	Mean	SD	N	Mean	SD
Overall, please rate your impression of the World Bank's effectiveness in Nepal.	133	5.83	1.86	156	5.60	1.93

(1-Not effective at all, 10-Very effective)

### Overall Attitudes toward the World Bank

	Which best represents your geographic location?					
	Kathmandu			Outside Kathmandu		
	N	Mean	SD	N	Mean	SD
To what extent do you believe the World Bank's staff is well prepared to help Nepal solve its most complicated development challenges?	121	5.96	1.92	138	5.79	2.06

(1-To no degree at all, 10-To a very significant degree)

When thinking about how the World Bank can have the most impact on development results in Nepal, in which sectoral areas do you believe the World Bank should focus most of its attention and resources in Nepal? (Choose no more than THREE)

Percentage of Respondents (Responses Combined)	Kathmandu	Outside Kathmandu
Social protection	5.1%	1.9%
Transport	28.5%	30.9%
Peace and stability	8.8%	21.0%
Public sector governance/reform	21.9%	14.2%
Regional cooperation	1.5%	0.6%
Gender	2.2%	6.8%
Private sector development	14.6%	6.8%
Tourism	9.5%	8.6%
Water and sanitation	0.7%	4.3%
Energy	46.7%	31.5%
Job creation/employment	24.1%	24.1%
Urban development	2.9%	1.9%
Environmental sustainability	2.2%	0.6%
Equality of opportunity	3.6%	1.2%
Health	5.1%	16.0%
Education	23.4%	26.5%
Poverty reduction	27.7%	34.6%
Food security	3.6%	3.7%
Social cohesion/inclusion	4.4%	0.6%
Agricultural/ rural development	19.0%	28.4%
Economic growth	21.9%	8.0%
Regulatory framework	2.2%	1.9%
Local governance and institutions	3.6%	2.5%
Anti-corruption	9.5%	10.5%
Disaster management/ climate change	2.9%	3.1%
Information and communications technology	0.7%	4.9%
Other	2.2%	0.6%

**B. Overall Attitudes toward the World Bank (continued)**

When thinking about the World Bank's role, which activity do you believe is of greatest VALUE and which activity is of second greatest value in Nepal?

<b>1<sup>st</sup> Greatest Value</b>		
<b>Percentage of Respondents</b>	<b>Kathmandu</b>	<b>Outside Kathmandu</b>
Financial resources: investment lending	33.6%	23.5%
Financial resources: policy based lending	33.6%	34.2%
Mobilizing third party financial resources	0.8%	3.4%
Technical assistance	5.6%	8.1%
Policy advice	5.6%	0.7%
Donor coordination	3.2%	4.0%
Global knowledge	1.6%	1.3%
Training/capacity building	6.4%	9.4%
Studies/research	4.0%	2.7%
Convening/facilitating	0.0%	0.7%
Linkage to non-Bank regional/global knowledge sharing	0.8%	0.7%
Strategy/plan development	4.0%	10.7%
Other	0.8%	0.0%

<b>2<sup>nd</sup> Greatest Value</b>		
<b>Percentage of Respondents</b>	<b>Kathmandu</b>	<b>Outside Kathmandu</b>
Financial resources: investment lending	14.4%	9.3%
Financial resources: policy based lending	20.0%	11.3%
Mobilizing third party financial resources	6.4%	6.6%
Technical assistance	14.4%	13.2%
Policy advice	6.4%	3.3%
Donor coordination	8.0%	9.3%
Global knowledge	2.4%	3.3%
Training/capacity building	8.0%	14.6%
Studies/research	8.0%	3.3%
Convening/facilitating	2.4%	6.6%
Linkage to non-Bank regional/global knowledge sharing	3.2%	3.3%
Strategy/plan development	6.4%	13.9%
Other	0.0%	1.3%

Which of the following do you identify as the World Bank's greatest WEAKNESSES in its work in Nepal?  
(Choose no more than TWO)

<b>Percentage of Respondents (Responses Combined)</b>	<b>Kathmandu</b>	<b>Outside Kathmandu</b>
Imposing technocratic solutions without regard to political realities	9.8%	17.8%
Not exploring alternative policy options	15.2%	6.4%
Too bureaucratic in its operational policies and procedures	22.7%	12.1%
Staff not easily accessible	3.8%	7.0%
Arrogant in its approach	9.8%	4.5%
Not client focused	6.8%	15.3%
The credibility of its knowledge/data	2.3%	3.2%
Not willing to honestly criticize policies and lack of reform efforts in the country	8.3%	10.2%
Its advice and strategies do not lend themselves to practical problem solving	9.1%	5.7%
Too influenced by developed countries	24.2%	24.8%
Not enough public disclosure of its work	5.3%	10.8%
World Bank processes too slow and complex	15.9%	7.0%
Not aligned with country priorities	9.8%	21.0%
Insufficient alignments with other donors' work	7.6%	5.1%
Not collaborating enough with non-state actors	10.6%	10.8%
Not adequately sensitive to political/social realities in Nepal	9.8%	17.2%
Not focused enough on issues that are unique to post-conflict countries	9.1%	8.9%
Inadequate number of World Bank staff members located in the country	3.0%	3.8%
Other	9.1%	2.5%



**B. Overall Attitudes toward the World Bank (continued)**

Which World Bank instruments do you believe are the MOST effective in reducing poverty in Nepal? (Choose no more than TWO)

Percentage of Respondents (Responses Combined)	Kathmandu	Outside Kathmandu
Capacity development	24.1%	25.5%
Policy based lending	32.1%	43.5%
Knowledge products/services	13.9%	7.5%
Investment lending	32.1%	36.6%
Technical assistance	23.4%	13.7%
Trust Funds on behalf of other donors	7.3%	8.1%
Co-financing arrangements	6.6%	5.0%
Sector-wide approaches	23.4%	13.7%
Emergency response	4.4%	6.2%
Results based lending	17.5%	24.8%
Other	1.5%	0.6%
Don't know	5.1%	5.0%

**Overall Attitudes toward the World Bank**

	Which best represents your geographic location?					
	Kathmandu			Outside Kathmandu		
	N	Mean	SD	N	Mean	SD
To what extent do you believe that World Bank SHOULD seek to influence the global development agenda as related to "global public goods"?	130	7.25	2.12	151	7.65	2.05

In addition to the regular relations with the national government as its main interlocutor, which TWO of the following groups should the World Bank collaborate with more in your country to ensure better development results there? (Choose no more than TWO)

Percentage of Respondents (Responses Combined)	Kathmandu	Outside Kathmandu
NGOs	19.7%	23.0%
Local Government	46.7%	49.1%
Beneficiaries	20.4%	18.6%
Private sector	38.7%	19.3%
Community Based Organizations	9.5%	18.0%
Donor community / UN agencies	11.7%	7.5%
Foundations	3.6%	0.6%
Academia/think tanks/research institutes	13.9%	18.0%
Parliament	2.2%	4.3%
Media	5.8%	9.9%
Faith based organizations	0.7%	1.2%
Emerging donors	5.8%	3.1%
Regional organizations	2.2%	4.3%
Women Groups	4.4%	6.8%
Youth Groups	9.5%	13.0%
Other	2.2%	1.2%

To what extent do you agree with the following statements about the World Bank's work in Nepal, on a ten point scale?

(1-Strongly disagree, 10-Strongly agree)

**Overall Attitudes toward the World Bank**

	Which best represents your geographic location?					
	Kathmandu			Outside Kathmandu		
	N	Mean	SD	N	Mean	SD
Overall the World Bank currently plays a relevant role in development in Nepal	133	6.41	1.96	154	6.35	2.12
The World Bank's work is aligned with what I consider the development priorities for Nepal	132	6.01	1.95	149	6.10	2.11
The World Bank supports programs and strategies that are realistic for Nepal	132	5.79	1.97	146	6.18	2.22
The World Bank treats clients and stakeholders in Nepal with respect	122	6.07	2.02	136	6.03	2.09

## B. Overall Attitudes toward the World Bank (continued)

To what extent is the World Bank an effective development partner in Nepal, in terms of each of the following?

(1-To no degree at all, 10-To a very significant degree)

Overall Attitudes toward the World Bank

	Which best represents your geographic location?					
	Kathmandu			Outside Kathmandu		
	N	Mean	SD	N	Mean	SD
Responsiveness	119	6.06	1.76	136	6.09	2.03
Flexibility (in terms of the institution's products and services)*	119	5.30	1.73	133	5.84	2.13
Flexibility (in terms of changing country circumstances)	115	5.65	1.75	134	5.85	1.93
Being inclusive	119	6.28	1.95	129	6.22	2.15
Openness (sharing data and other information)*	120	6.64	1.91	125	6.05	2.09
Staff accessibility	119	5.92	2.07	127	5.80	2.15
Straightforwardness and honesty	118	6.47	1.90	133	6.67	1.88
Collaboration with groups outside of the Government (e.g., NGOs, academia, private sector)	114	5.94	2.01	129	6.02	2.02
Collaboration with the Government	122	7.57	1.63	141	7.38	1.76
Collaboration with other donors	110	6.76	1.71	129	6.60	1.80
Follow through over time	110	6.69	2.17	132	6.15	2.17

\*Significantly different between locations

When World Bank assisted reform efforts fail or are slow to take place, which THREE of the following would you attribute this to? (Choose no more than TWO)

Percentage of Respondents (Responses Combined)	Kathmandu	Outside Kathmandu
The World Bank works too slowly	14.7%	8.6%
The Government works inefficiently	33.1%	29.0%
There is not an adequate level of citizen/civil society participation	27.2%	34.6%
Poor donor coordination	17.6%	13.0%
The World Bank does not do adequate follow through/follow-up	15.4%	22.8%
Lack of/inadequate levels of capacity in Government	28.7%	24.7%
Political pressures and obstacles	27.2%	32.1%
Reforms are not well thought out in light of country challenges	23.5%	24.7%
The World Bank is not sensitive enough to political/social realities on the ground	18.4%	24.7%
Ongoing political instability	39.7%	38.3%
Inadequate funding	10.3%	10.5%
Corruption	22.8%	26.5%
Other	5.1%	1.2%

### C. World Bank Effectiveness and Results

How effective do you believe the World Bank is in terms of the work it does in the following areas of development in Nepal, on a ten point scale? (1-Not effective at all, 10-Very effective)

#### World Bank Effectiveness and Results

	Which best represents your geographic location?					
	Kathmandu			Outside Kathmandu		
	N	Mean	SD	N	Mean	SD
Anti corruption	104	4.48	2.23	132	4.48	2.22
Information and communications technology	100	6.02	1.88	127	5.66	2.03
Transport	112	6.63	1.69	143	6.32	2.07
Urban development	100	5.89	1.61	137	5.88	2.18
Environmental sustainability	106	6.02	1.78	137	5.92	1.96
Regulatory framework	100	5.90	1.63	115	5.74	1.90
Poverty reduction	117	6.29	1.72	140	6.31	2.05
Gender	108	6.22	1.69	136	6.05	1.86
Private sector development	109	5.87	1.96	135	5.56	2.07
Local governance and institutions	102	5.55	1.73	129	5.53	1.94
Water and sanitation	99	6.41	1.67	139	6.19	1.88
Economic growth	112	6.33	1.81	136	6.00	2.12
Energy	110	5.94	1.83	135	5.77	2.02
Disaster management/ climate change	102	5.60	1.63	130	5.68	2.04
Public sector governance/ reform	102	6.28	1.71	131	5.87	1.82
Job creation/employment	108	5.16	1.82	139	5.35	2.01
Social cohesion/inclusion	101	5.01	1.80	127	5.52	2.07
Equality of opportunity	95	5.06	1.84	125	5.22	2.12
Health	107	6.22	1.84	138	6.24	1.92
Regional cooperation	88	5.40	1.78	127	5.54	1.93
Food security	99	5.51	1.67	129	5.86	1.94
Education	113	6.56	1.73	137	6.31	1.99
Peace and stability	99	5.65	1.83	128	5.90	1.96
Social protection	94	5.22	1.90	120	5.47	2.15
Tourism	92	5.57	1.76	129	5.41	2.10
Agricultural/rural development	110	6.11	1.84	139	6.09	2.05

#### World Bank Effectiveness and Results

	Which best represents your geographic location?					
	Kathmandu			Outside Kathmandu		
	N	Mean	SD	N	Mean	SD
To what extent does the World Bank's work help to achieve development results in Nepal?	133	6.22	1.76	156	6.26	2.02

(1-To no degree at all, 10-To a very significant degree)

To what extent do you agree with the following statements about the World Bank in Nepal, on a ten point scale?

(1-Strongly disagree, 10-Strongly agree)

#### World Bank Effectiveness and Results

	Which best represents your geographic location?					
	Kathmandu			Outside Kathmandu		
	N	Mean	SD	N	Mean	SD
The World Bank's financial instruments meet the needs of Nepal	127	5.77	1.80	150	5.95	1.95
The World Bank meets Nepal's needs for knowledge services	130	6.07	1.85	146	6.08	1.95

#### D. The World Bank's Knowledge Work and Activities

How frequently do you consult World Bank knowledge work and activities in the work you do?

Percentage of Respondents	Kathmandu	Outside Kathmandu
Weekly	9.5%	3.8%
Monthly	14.6%	14.6%
A few times a year	49.6%	43.3%
Rarely	23.4%	33.1%
Never	2.9%	5.1%

When thinking about the development challenges in Nepal, where do you believe it would be most valuable for the World Bank to focus its knowledge work and activities in the next few years? (Choose no more than THREE)

Percentage of Respondents (Responses Combined)	Kathmandu	Outside Kathmandu
Social protection	8.8%	3.1%
Transport	17.6%	21.6%
Peace and stability	9.6%	26.5%
Public sector governance/reform	26.5%	21.0%
Regional cooperation	0.7%	1.2%
Gender	3.7%	8.0%
Private sector development	11.8%	8.6%
Tourism	14.0%	7.4%
Water and sanitation	1.5%	3.1%
Energy	33.8%	29.0%
Job creation/employment	25.0%	29.6%
Urban development	1.5%	1.9%
Environmental sustainability	2.2%	3.1%
Equality of opportunity	5.1%	3.7%
Health	10.3%	17.3%
Education	30.1%	19.8%
Poverty reduction	22.8%	30.2%
Food security	5.1%	5.6%
Social cohesion/inclusion	5.1%	0.6%
Agricultural/ rural development	14.0%	22.8%
Economic growth	22.1%	9.3%
Regulatory framework	4.4%	0.0%
Local governance and institutions	8.1%	4.3%
Anti-corruption	8.1%	9.9%
Disaster management/ climate change	1.5%	5.6%
Information and communications technology	2.2%	3.7%
Other	0.7%	0.6%

In Nepal, how effective do you believe the World Bank's knowledge work and activities are at:

(1-Not effective at all, 10-Very effective)

##### The World Bank's Knowledge Work and Activities

	Which best represents your geographic location?					
	Kathmandu			Outside Kathmandu		
	N	Mean	SD	N	Mean	SD
Enhancing your knowledge and/or skills	123	5.48	2.23	140	4.97	2.23
Contributing to good policy making	122	5.83	1.84	133	5.77	1.94
Providing support for program implementation	119	6.09	1.73	143	6.08	1.94

#### D. The World Bank's Knowledge Work and Activities (continued)

In Nepal, to what extent do you believe that the World Bank's knowledge work and activities:

(1-To no degree at all, 10-To a very significant degree)

##### The World Bank Effectiveness and Results

	Which best represents your geographic location?					
	Kathmandu			Outside Kathmandu		
	N	Mean	SD	N	Mean	SD
Are timely	109	5.67	1.92	125	5.82	2.11
Include appropriate level of stakeholder involvement during preparation	115	5.56	1.81	128	5.77	1.79
Are relevant to Nepal's development priorities	121	6.16	1.80	140	6.19	1.94
Provide feasible recommendations	116	5.93	1.72	127	6.20	1.86
A source of relevant information on global good practices	115	6.66	1.87	133	6.32	1.79
Are accessible (well written and easy to understand)	118	6.26	2.06	133	6.20	1.95
Are useful in terms of the work you do	122	6.11	1.97	137	5.85	2.16
Are adequately disseminated	116	5.74	2.20	134	5.46	2.17
Are appropriately translated	101	5.68	2.17	132	5.69	2.05
Are adaptable to Nepal's specific development challenges and country circumstances	118	5.80	1.87	135	5.90	1.78

##### The World Bank's Knowledge Work and Activities

	Which best represents your geographic location?					
	Kathmandu			Outside Kathmandu		
	N	Mean	SD	N	Mean	SD
Overall, how significant a contribution do you believe the World Bank's knowledge work and activities make to development results in your country?	128	6.35	1.81	151	6.11	1.91
Overall, how would you rate the technical quality of the World Bank's knowledge work and activities?	129	6.63	1.62	145	6.55	1.70

(1-Not significant at all, 10-Very significant; 1-Very low technical quality, 10-Very high technical quality)

#### E. Working with the World Bank

To what extent do you agree/disagree with the following statements, on a ten-point scale?

(1-Strongly disagree, 10-Strongly agree)

##### Working with the World Bank

	Which best represents your geographic location?					
	Kathmandu			Outside Kathmandu		
	N	Mean	SD	N	Mean	SD
The World Bank disburses funds promptly	104	5.39	2.19	118	5.87	2.14
The World Bank effectively monitors and evaluates the projects and programs it supports	120	6.45	1.92	139	6.16	2.11
The World Bank's approvals and reviews are done in a timely fashion	112	6.11	2.07	129	6.15	1.84
The World Bank's "Safeguard Policy" requirements are reasonable	102	5.99	1.75	118	6.34	1.99
The World Bank imposes reasonable conditions on its lending*	110	5.77	2.12	130	6.42	2.15
Working with the World Bank increases Nepal's institutional capacity	123	6.50	1.96	142	6.86	2.02
The World Bank ensures consistency and continuity through staff changes	96	6.17	1.91	124	6.54	1.92
The World Bank's teams and visits are well coordinated	109	6.44	2.06	120	6.21	1.94
Where country systems are adequate, the World Bank makes appropriate use of them	105	6.22	1.93	116	6.38	1.94
The World Bank provides effective implementation support	115	6.32	2.01	134	6.72	1.91

\*Significantly different between locations

##### Working with the World Bank

	Which best represents your geographic location?					
	Kathmandu			Outside Kathmandu		
	N	Mean	SD	N	Mean	SD
To what extent do you believe the World Bank is adequately staffed in Nepal?	89	5.90	1.92	85	6.15	2.14

(1-To no degree at all, 10-To a very significant degree)

## F. The Future Role of the World Bank in Nepal

### The Future Role of the World Bank in Nepal

	Which best represents your geographic location?					
	Kathmandu			Outside Kathmandu		
	N	Mean	SD	N	Mean	SD
How significant a role do you believe the World Bank SHOULD play in Nepal's development in the near future?	135	8.38	1.49	158	8.34	1.79

### Which of the following SHOULD the World Bank do to make itself of greater value in Nepal? (Choose no more than TWO)

Percentage of Respondents (Responses Combined)	Kathmandu	Outside Kathmandu
Improve the quality of its experts as related to Nepal's specific challenges	37.5%	31.3%
Reduce the complexity of obtaining World Bank financing	36.7%	32.7%
Focus primarily on advocacy issues	6.3%	6.0%
Improve the competitiveness of its financing compared to markets	20.3%	14.0%
Reach out more to groups outside of government	28.1%	36.7%
Ensure greater selectivity in its work	12.5%	8.0%
Provide more adequate data/knowledge/statistics/figures on Nepal's economy	12.5%	18.0%
Offer more innovative financial products	14.1%	13.3%
Offer more innovative knowledge services	8.6%	14.0%
Work faster	10.9%	18.0%
Increase the level of World Bank staffing in Nepal's office	5.5%	3.3%
Other	3.9%	2.7%

## G. Communication and Information Sharing

### How do you get most of your information about economic and social development issues in Nepal? (Choose no more than TWO)

Percentage of Respondents (Responses Combined)	Kathmandu	Outside Kathmandu
Local newspapers	72.9%	57.3%
International newspapers	5.3%	6.4%
Local radio	10.5%	22.9%
International radio	0.8%	1.9%
Local television	22.6%	32.5%
International television	1.5%	8.3%
Periodicals	21.1%	13.4%
Internet	48.9%	41.4%
Social media (Facebook, Twitter, YouTube)	3.0%	7.0%
Blogs	0.8%	0.6%
Mobile phones	0.0%	0.6%
Instant messaging	0.8%	0.6%
Other	8.3%	3.2%

### How would you prefer to receive information from the World Bank? (Choose no more than TWO)

Percentage of Respondents (Responses Combined)	Kathmandu	Outside Kathmandu
World Bank website	59.6%	56.3%
Direct contact with World Bank (i.e., face to face meetings/discussions)	24.3%	14.6%
e-newsletters	26.5%	30.4%
Instant messaging	4.4%	3.2%
World Bank seminars/workshops/conferences	19.9%	25.9%
World Bank Public Information Center	11.0%	10.8%
World Bank publications and other written materials	40.4%	31.6%
Mobile phones	2.2%	5.7%
Social media (Facebook, Twitter, YouTube)	5.9%	12.0%
Blogs	0.0%	3.8%
Other	0.0%	1.9%

### Are you aware of the World Bank's Access to Information Policy under which the Bank will now disclose any information in its possession that is not on a list of exceptions?

Percentage of Respondents	Kathmandu	Outside Kathmandu
Yes	34.1%	35.5%
No	65.9%	64.5%

### G. Communication and Information Sharing (continued)

Have you requested information from the World Bank on its activities in the past year?

Percentage of Respondents	Kathmandu	Outside Kathmandu
Yes	18.7%	13.0%
No	81.3%	87.0%

Were you able to obtain this information?

Percentage of Respondents	Kathmandu	Outside Kathmandu
Yes	84.0%	68.4%
No	16.0%	31.6%

Do you have access to the Internet?\*

Percentage of Respondents	Kathmandu	Outside Kathmandu
Yes	96.9%	86.4%
No	3.1%	13.6%

\*Significantly different between locations

Do you use/have used the World Bank website?\*

Percentage of Respondents	Kathmandu	Outside Kathmandu
Yes	81.1%	64.1%
No	18.9%	35.9%

\*Significantly different between locations

Which do you primarily use?\*

Percentage of Respondents	Kathmandu	Outside Kathmandu
The World Bank's country website	52.1%	67.8%
The World Bank's main website	47.9%	32.2%

\*Significantly different between locations

The Internet connection I mainly use when visiting a World Bank website is: \*

Percentage of Respondents	Kathmandu	Outside Kathmandu
High speed	82.0%	66.4%
Dial-up	18.0%	33.6%

\*Significantly different between locations

Do you use/have you used the World Bank's Public Information Centers (PICs) in Nepal?\*

Percentage of Respondents	Kathmandu	Outside Kathmandu
Yes	30.8%	9.5%
No	47.7%	57.8%
I don't know what PIC is	21.5%	32.7%

\*Significantly different between locations

Please rate how much you agree with the following statements, on a ten-point scale.

(1-Strongly disagree, 10-Strongly agree)

#### Communication and Information Sharing

	Which best represents your geographic location?					
	Kathmandu			Outside Kathmandu		
	N	Mean	SD	N	Mean	SD
I use more data from the World Bank as a result of the organization's Open Data policy	106	5.47	2.26	115	5.39	2.20
The World Bank's PIC is a valuable source of information related to development in Nepal	44	6.20	2.19	37	5.81	1.82
I find the World Bank websites easy to navigate*	107	6.93	2.00	96	6.36	1.86
I find the information on the World Bank's websites useful*	111	7.19	1.76	95	6.26	1.88
When I need information from the World Bank I know how to find it	109	5.91	2.37	90	5.84	2.09
The World Bank is responsive to my information requests and inquiries	87	6.37	2.20	77	6.18	1.89

\*Significantly different between locations

**G. Communication and Information Sharing (continued)****What kind of information would you like to receive from the World Bank? (Choose no more than TWO)**

Percentage of Respondents (Responses Combined)	Kathmandu	Outside Kathmandu
World Bank strategic documents on the Nepal country program/projects	59.8%	63.5%
Data/statistics on Nepal's economy	47.7%	39.1%
Studies/ analysis on specific development areas	42.4%	35.3%
Lessons learned from similar countries	26.5%	23.1%
World Bank regional updates	1.5%	6.4%
World Bank reports on global economy	17.4%	25.6%
Other	0.8%	2.6%

**H. Background Information****Currently, do you professionally collaborate/work with the World Bank in your country?\***

Percentage of Respondents	Kathmandu	Outside Kathmandu
Yes	51.9%	38.9%
No	48.1%	61.1%

\*Significantly different between locations

**Which of the following describes most of your exposure to the World Bank in Nepal? (Choose no more than TWO)**

Percentage of Respondents (Responses Combined)	Kathmandu	Outside Kathmandu
Observer	16.3%	32.5%
Use World Bank reports/data	43.0%	39.1%
Engage in World Bank related/sponsored events/activities	35.6%	28.5%
Collaborate as part of my professional duties	27.4%	16.6%
Use World Bank website for information, data, research, etc.	37.0%	49.7%



## Appendix D: Responses to All Questions by Year<sup>1</sup>

FY '09 Response Number = 186 • FY '13 Response Number = 310

### B. Overall Attitudes toward the World Bank

#### Overall Attitudes toward the World Bank

	year					
	FY 2009			FY 2013		
	N	Mean	SD	N	Mean	SD
How familiar are you with the work of the World Bank in Nepal?	172	5.95	2.29	305	6.12	2.02
Overall, please rate your impression of the World Bank's effectiveness in Nepal.*	166	6.25	1.98	294	5.71	1.91

(1-Not familiar at all, 10-Extremely familiar; 1-Not effective at all, 10-Very effective)

\*Significantly different between FY13 and FY09 country surveys

To what extent do you agree with the following statements about the World Bank's work in Nepal, on a ten-point scale?

#### Overall Attitudes toward the World Bank

	year					
	FY 2009			FY 2013		
	N	Mean	SD	N	Mean	SD
Overall the World Bank currently plays a relevant role in development in Nepal	168	6.26	2.15	292	6.38	2.03
The World Bank's work is aligned with what I consider the development priorities for Nepal	164	6.00	2.14	286	6.06	2.03
The World Bank supports programs and strategies that are realistic for Nepal	161	5.67	2.12	283	6.00	2.10
The World Bank treats clients and stakeholders in Nepal with respect	152	6.03	2.34	262	6.06	2.04

(1-Strongly disagree, 10-Strongly agree)

To what extent is the World Bank an effective development partner in Nepal, in terms of each of the following?

#### Overall Attitudes toward the World Bank

	year					
	FY 2009			FY 2013		
	N	Mean	SD	N	Mean	SD
Staff accessibility	137	5.84	2.67	250	5.84	2.11
Straightforwardness and honesty	142	6.58	2.66	255	6.58	1.90

(1-To no degree at all, 10- To a very significant degree)

<sup>1</sup> Only those questions that were asked in the FY '09 and FY '13 country surveys, with similar response scales/options, are presented.

### C. World Bank Effectiveness and Results

How effective do you believe the World Bank is in terms of the work it does in the following areas of development in Nepal, on a ten-point scale?  
(1-Not effective at all, 10-Very effective)

**World Bank Effectiveness and Results**

	year					
	FY 2009			FY 2013		
	N	Mean	SD	N	Mean	SD
Anti corruption	140	4.28	2.40	240	4.50	2.22
Urban development*	128	4.78	2.39	241	5.88	1.96
Environmental sustainability*	140	5.37	2.07	247	5.97	1.89
Regulatory framework*	132	4.89	2.09	219	5.82	1.79
Poverty reduction*	161	5.90	2.20	261	6.31	1.90
Gender	140	5.76	2.16	248	6.12	1.78
Private sector development*	135	4.96	2.06	248	5.70	2.02
Economic growth*	149	5.48	2.29	252	6.16	1.99
Disaster management/ climate change*	123	4.89	2.45	236	5.66	1.86
Health	137	5.85	2.27	249	6.22	1.88
Education*	138	5.91	2.22	254	6.43	1.89
Social protection	129	4.96	2.18	218	5.33	2.05
Agricultural/rural development*	136	5.60	2.13	253	6.10	1.96

\*Significantly different between FY13 and FY09 country surveys

### D. The World Bank's Knowledge

In Nepal, to what extent do you believe that the World Bank's knowledge work and activities: (1-To no degree at all, 10-To a very significant degree)

**The World Bank's Knowledge Work and Activities**

	year					
	FY 2009			FY 2013		
	N	Mean	SD	N	Mean	SD
A source of relevant information on global good practices	151	6.86	2.53	253	6.50	1.84
Are adaptable to Nepal's specific development challenges and country circumstances	155	5.88	2.55	258	5.85	1.81

### E. Working with the World Bank

To what extent do you agree/disagree with the following statements, on a ten-point scale? (1-Strongly disagree; 10-Strongly agree)

**Working with the World Bank**

	year					
	FY 2009			FY 2013		
	N	Mean	SD	N	Mean	SD
The World Bank disburses funds promptly*	99	6.41	2.50	226	5.67	2.18
The World Bank effectively monitors and evaluates the projects and programs it supports	113	6.63	2.34	264	6.31	2.04
The World Bank imposes reasonable conditions on its lending	141	6.37	2.23	244	6.15	2.16
Working with the World Bank increases Nepal's institutional capacity	107	6.72	2.14	270	6.71	1.99

\*Significantly different between FY13 and FY09 country surveys

## G. Communication and Information Sharing

Do you have access to the Internet?

Percentage of Respondents	FY 2009	FY 2013
Yes	89.7%	91.5%
No	10.3%	8.5%

Do you use/have you used the World Bank website?

Percentage of Respondents	FY 2009	FY 2013
Yes	74.0%	72.1%
No	26.0%	27.9%

Which do you primarily use?

Percentage of Respondents	FY 2009	FY 2013
The World Bank's country website	54.6%	60.1%
The World Bank's main website	45.4%	39.9%

Do you use/have you used the World Bank's Public Information Centers (PICs) in Nepal?\*

Percentage of Respondents	FY 2009	FY 2013
Yes	53.7%	19.4%
No	34.8%	53.7%
I don't know what PIC is	11.6%	26.9%

\*Significantly different between FY13 and FY09 country surveys

Please rate how much you agree with the following statements, on a ten-point scale.

(1-Strongly disagree, 10-Strongly agree)

### Communication and Information Sharing

	year					
	FY 2009			FY 2013		
	N	Mean	SD	N	Mean	SD
The World Bank's PIC is a valuable source of information related to development in Nepal*	97	7.04	2.84	82	6.06	2.04
I find the World Bank websites easy to navigate*	118	7.57	2.47	206	6.67	1.95
I find the information on the World Bank's websites useful	116	7.23	2.35	208	6.76	1.87
When I need information from the World Bank I know how to find it*	116	6.91	2.45	202	5.90	2.24
The World Bank is responsive to my information requests and inquiries*	113	7.16	2.28	167	6.30	2.06

\*Significantly different between FY13 and FY09 country surveys

## H. Background Information

Which best represents your geographic location?

Percentage of Respondents	FY 2009	FY 2013
Kathmandu	50.6%	45.5%
Outside Kathmandu	49.4%	54.5%

## Appendix E: Indicator Questions as a Function of Exposure to the Bank

Indicator Question	H3. Currently, do you professionally collaborate/work with the World Bank?		H4. Which of the following describes most of your exposure to the World Bank in Nepal? (Choose no more than TWO)									
			Observer		Use WB reports/data		Engage in WB activities		Collaborate		Use WB website	
	No Mean	Yes Mean	No Mean	Yes Mean	No Mean	Yes Mean	No Mean	Yes Mean	No Mean	Yes Mean	No Mean	Yes Mean
Overall, please rate your impression of the World Bank's effectiveness in Nepal.	5.37	6.15	5.93	5.13	5.64	5.85	5.59	6.01	5.66	5.97	5.77	5.67
The World Bank's financial instruments meet the needs of Nepal	5.75	6.13	6.01	5.64	5.87	6.00	5.90	5.97	5.88	6.06	5.99	5.83
The World Bank meets Nepal's needs for knowledge services	5.83	6.46	6.23	6.02	6.17	6.18	6.20	6.13	6.14	6.29	6.18	6.17
Overall the World Bank currently plays a relevant role in development in Nepal	5.93	6.98	6.54	6.08	6.42	6.44	6.30	6.70	6.33	6.79	6.50	6.32
The World Bank's work is aligned with what I consider the development priorities for Nepal	5.73	6.47	6.17	5.72	6.33	5.70	5.92	6.36	5.95	6.49	6.15	5.97
Responsiveness	5.77	6.51	6.23	5.71	6.18	6.02	5.96	6.41	6.08	6.21	6.06	6.18
Openness (sharing data and other information)	5.98	6.82	6.46	5.74	6.17	6.50	6.29	6.33	6.22	6.63	6.30	6.32
Collaboration with groups outside of the Government (e.g., NGOs, academia, private sector)	5.81	6.10	6.10	5.73	6.01	6.04	5.99	6.08	6.02	6.02	5.93	6.14
Collaboration with the Government	7.29	7.65	7.54	7.41	7.57	7.42	7.49	7.55	7.47	7.66	7.44	7.59
Collaboration with other donors	6.53	6.74	6.79	6.61	6.84	6.63	6.65	6.96	6.76	6.71	6.77	6.72
To what extent does the World Bank's work help to achieve development results in Nepal?	6.02	6.66	6.51	5.67	6.18	6.47	6.19	6.55	6.22	6.57	6.28	6.33
Are adaptable to Nepal's specific development challenges and country circumstances	5.65	6.18	5.95	5.79	5.94	5.89	5.86	6.02	5.89	6.00	5.92	5.92
Overall, how significant a contribution do you believe the World Bank's knowledge work and activities make to development results in your country?	5.97	6.53	6.31	6.14	6.23	6.33	6.27	6.28	6.20	6.54	6.30	6.24
Overall, how would you rate the technical quality of the World Bank's knowledge work and activities?	6.36	6.76	6.63	6.56	6.69	6.52	6.61	6.62	6.56	6.80	6.62	6.62
Where country systems are adequate, the World Bank makes appropriate use of them	5.98	6.70	6.32	6.32	6.40	6.22	6.24	6.48	6.23	6.65	6.49	6.10

Yellow highlight indicates significant difference between Yes and No mean.

## Appendix F: Nepal FY 2013 Questionnaire



### World Bank Client Survey FY13 – Nepal

The World Bank is interested in gauging the views of clients and partners who are either involved in development in Nepal or who observe activities related to social and economic development. The following survey is meant to give the World Bank's team that works in Nepal, greater insight into how the Bank's work is perceived. This is one tool the World Bank uses to assess the views of its critical stakeholders. With this understanding, the World Bank hopes to develop more effective strategies, outreach and programs that support development in Nepal. The World Bank commissioned an independent firm to oversee the logistics of this effort in Nepal. This ensures anonymity and confidentiality. We hope you'll be candid. To complete the survey, please circle/check the response that most accurately reflects your opinion. If you prefer not to answer a question, please leave it blank.

**PLEASE NOTE: IN SOME CASES THE SURVEY WILL ASK FOR A SPECIFIC NUMBER OF RESPONSES. PLEASE DO NOT CHOOSE ANY MORE THAN REQUESTED. IF MORE RESPONSES ARE CHOSEN, DATA CANNOT BE INCLUDED IN ANALYSIS.**

#### SECTION A: GENERAL ISSUES FACING NEPAL

<b>A1. In general would you say that Nepal is headed in ... ?</b>	
1	The right direction
2	The wrong direction
3	Not sure

<b>A2. Listed below are a number of development priorities in Nepal.</b>			
<b>Please identify which of the following you consider the most important development priorities in Nepal? (Choose no more than THREE)</b>			
1	Social protection (e.g., pensions, targeted social assistance)	15	Health
2	Transport (e.g., roads, bridges, transportation)	16	Education
3	Peace and stability	17	Poverty reduction
4	Public sector governance/ reform (i.e., government effectiveness, public financial management, public expenditure, fiscal system reform)	18	Food security
5	Regional cooperation	19	Social cohesion/inclusion
6	Gender	20	Agricultural/ rural development
7	Private sector development	21	Economic growth
8	Tourism	22	Regulatory framework
9	Water and sanitation	23	Local governance and institutions
10	Energy	24	Anti corruption
11	Job creation/employment	25	Disaster management/ climate change
12	Urban development	26	Information and communications technology
13	Environmental sustainability	27	Other: _____
14	Equality of opportunity (i.e., equity)		

## SECTION A: GENERAL ISSUES

**A3. Poverty reduction is a broad term that encompasses work in many different areas.**

**Which THREE areas of development listed below do you believe would contribute most to reducing poverty in Nepal? (Choose no more than THREE)**

1	Water and sanitation	14	Peace and stability
2	Equality of opportunity (i.e., equity)	15	Anti corruption
3	Economic growth	16	Private sector development
4	Tourism	17	Energy
5	Regional cooperation	18	Public sector governance/ reform (i.e., government effectiveness, public financial management, public expenditure, fiscal system reform)
6	Gender	19	Social cohesion/inclusion
7	Urban development	20	Education
8	Regulatory framework	21	Environmental sustainability
9	Local governance and institutions	22	Health
10	Food security	23	Agricultural/rural development
11	Social protection (e.g., pensions, targeted social assistance)	24	Disaster management/ climate change
12	Transport (e.g., roads, bridges, transportation)	25	Job creation/employment
13	Information and communications technology	26	Other: _____

**A4. Economic growth can be driven by a number of factors.**

**Which THREE areas below do you believe would contribute most to generating economic growth in Nepal? (Choose no more than THREE)**

1	Energy	14	Public sector governance/ reform (i.e., government effectiveness, public financial management, public expenditure, fiscal system reform)
2	Gender	15	Private sector development
3	Equality of opportunity (i.e., equity)	16	Job creation/employment
4	Regional cooperation	17	Agricultural/rural development
5	Social protection (e.g., pensions, targeted social assistance)	18	Food security
6	Anti corruption	19	Transport (e.g., roads, bridges, transportation)
7	Disaster management/ climate change	20	Peace and stability
8	Tourism	21	Education
9	Urban development	22	Environmental sustainability
10	Water and sanitation	23	Health
11	Information and communications technology	24	Local governance and institutions
12	Regulatory framework	25	Other: _____
13	Social cohesion/inclusion		

## SECTION B: OVERALL ATTITUDES TOWARD THE WORLD BANK

**B1. How familiar are you with the work of the World Bank in Nepal, on a ten point scale?**

1	2	3	4	5	6	7	8	9	10
Not familiar at all					Extremely familiar				

**B2. Overall, please rate your impression of the World Bank's effectiveness in Nepal, on a ten point scale?**

1	2	3	4	5	6	7	8	9	10	<input type="checkbox"/>
Not effective at all					Very effective					Don't know

**B3. To what extent do you believe the World Bank's staff is well prepared (e.g., skills and knowledge) to help Nepal solve its most complicated development challenges, on a ten point scale?**

1	2	3	4	5	6	7	8	9	10	<input type="checkbox"/>
To no degree at all					To a very significant degree					Don't know

**B4. When thinking about how the World Bank can have the most impact on development results in Nepal, in which sectoral areas do you believe the World Bank should focus most of its attention and resources in Nepal? (Choose no more than THREE)**

1	Social protection (e.g., pensions, targeted social assistance)	15	Health
2	Transport (e.g., roads, bridges, transportation)	16	Education
3	Peace and stability	17	Poverty reduction
4	Public sector governance/ reform (i.e., government effectiveness, public financial management, public expenditure, fiscal system reform)	18	Food security
5	Regional cooperation	19	Social cohesion/inclusion
6	Gender	20	Agricultural/ rural development
7	Private sector development	21	Economic growth
8	Tourism	22	Regulatory framework
9	Water and sanitation	23	Local governance and institutions
10	Energy	24	Anti corruption
11	Job creation/employment	25	Disaster management/ climate change
12	Urban development	26	Information and communications technology
13	Environmental sustainability	27	Other: _____
14	Equality of opportunity (i.e., equity)		

**SECTION B: OVERALL ATTITUDES TOWARD THE WORLD BANK**

**B5. When thinking about the World Bank's role, which activity do you believe is of greatest VALUE and which activity is of second greatest value in Nepal?**

		<b>Greatest Value (Choose only ONE)</b>	<b>Second Greatest Value (Choose only ONE)</b>
1	Financial resources: investment lending	<input type="checkbox"/>	<input type="checkbox"/>
2	Financial resources: policy based lending / budget support to the Government	<input type="checkbox"/>	<input type="checkbox"/>
3	Mobilizing third party financial resources	<input type="checkbox"/>	<input type="checkbox"/>
4	Technical assistance	<input type="checkbox"/>	<input type="checkbox"/>
5	Policy advice	<input type="checkbox"/>	<input type="checkbox"/>
6	Donor coordination	<input type="checkbox"/>	<input type="checkbox"/>
7	Global knowledge	<input type="checkbox"/>	<input type="checkbox"/>
8	Training/capacity building	<input type="checkbox"/>	<input type="checkbox"/>
9	Studies/research	<input type="checkbox"/>	<input type="checkbox"/>
10	Convening/facilitating	<input type="checkbox"/>	<input type="checkbox"/>
11	Linkage to non-Bank regional/global knowledge sharing	<input type="checkbox"/>	<input type="checkbox"/>
12	Strategy/plan development	<input type="checkbox"/>	<input type="checkbox"/>
13	Other (please specify): _____	<input type="checkbox"/>	<input type="checkbox"/>

**B6. Which of the following do you identify as the World Bank's greatest WEAKNESSES in its work in Nepal? (Choose no more than TWO)**

1	Imposing technocratic solutions without regard to political realities
2	Not exploring alternative policy options
3	Too bureaucratic in its operational policies and procedures
4	Staff not easily accessible
5	Arrogant in its approach
6	Not client focused
7	The credibility of its knowledge/data
8	Not willing to honestly criticize policies and lack of reform efforts in the country
9	Its advice and strategies do not lend themselves to practical problem solving
10	Too influenced by developed countries
11	Not enough public disclosure of its work
12	World Bank processes too slow and complex
13	Not aligned with country priorities
14	Insufficient alignments with other donors' work
15	Not collaborating enough with non-state actors
16	Not adequately sensitive to political/social realities in Nepal
17	Not focused enough on issues that are unique to post-conflict countries
18	Inadequate number of World Bank staff members located in the country
19	Other (please specify): _____



## SECTION B: OVERALL ATTITUDES TOWARD THE WORLD BANK

**B7. Which World Bank instruments do you believe are the MOST effective in reducing poverty in Nepal? (Choose no more than TWO)**

1	Capacity development
2	Policy based lending / budget support to the Government
3	Knowledge products/services (analytical work, studies, surveys, etc.)
4	Investment lending (financing specific projects)
5	Technical assistance (advice, best practice, international experience, etc.)
6	Trust Funds on behalf of other donors
7	Co-financing arrangements (i.e., with other donors)
8	Sector-wide approaches
9	Emergency response
10	Results based lending
11	Other (please specify): _____
12	Don't know

**B8. To what extent do you believe the World Bank SHOULD seek to influence the global development agenda as related to “global public goods” (e.g., climate change, communicable diseases, international financial systems, trade, etc.), on a ten point scale?**

1	2	3	4	5	6	7	8	9	10	<input type="checkbox"/>
To no degree at all									To a very significant degree	Don't know

**B9. In addition to the regular relations with the national government as its main interlocutor, which TWO of the following groups should the World Bank collaborate with more in your country to ensure better development results there? (Choose no more than TWO)**

1	NGOs
2	Local Government
3	Beneficiaries
4	Private sector
5	Community Based Organizations (CBOs)
6	Donor community / UN agencies
7	Foundations
8	Academia/think tanks/research institutes
9	Parliament
10	Media
11	Faith based organizations
12	Emerging donors (e.g., China, India)
13	Regional organizations (e.g., SARC)
14	Women Groups
15	Youth Groups
16	Other (please specify): _____

## SECTION B: OVERALL ATTITUDES TOWARD THE WORLD BANK

**To what extent do you agree with the following statements about the World Bank's work in Nepal, on a ten point scale?**

		Strongly disagree								Strongly agree		Don't know
		1	2	3	4	5	6	7	8	9	10	
<b>B10</b>	Overall the World Bank currently plays a relevant role in development in Nepal											<input type="checkbox"/>
<b>B11</b>	The World Bank's work is aligned with what I consider the development priorities for Nepal											<input type="checkbox"/>
<b>B12</b>	The World Bank supports programs and strategies that are realistic for Nepal											<input type="checkbox"/>
<b>B13</b>	The World Bank treats clients and stakeholders in Nepal with respect											<input type="checkbox"/>

**To what extent is the World Bank an effective development partner in Nepal, in terms of each of the following?**

		To no degree at all								To a very significant degree		Don't know
		1	2	3	4	5	6	7	8	9	10	
<b>B14</b>	Responsiveness											<input type="checkbox"/>
<b>B15</b>	Flexibility (in terms of the institution's products and services)											<input type="checkbox"/>
<b>B16</b>	Flexibility (in terms of changing country circumstances)											<input type="checkbox"/>
<b>B17</b>	Being inclusive											<input type="checkbox"/>
<b>B18</b>	Openness (sharing data and other information)											<input type="checkbox"/>
<b>B19</b>	Staff accessibility											<input type="checkbox"/>
<b>B20</b>	Straightforwardness and honesty											<input type="checkbox"/>
<b>B21</b>	Collaboration with groups outside of the Government (e.g., NGOs, academia, private sector)											<input type="checkbox"/>
<b>B22</b>	Collaboration with the Government											<input type="checkbox"/>
<b>B23</b>	Collaboration with other donors											<input type="checkbox"/>
<b>B24</b>	Follow through over time											<input type="checkbox"/>

**SECTION B: OVERALL ATTITUDES TOWARD THE WORLD BANK**

<b>B25. When World Bank assisted reform efforts fail or are slow to take place, which THREE of the following would you attribute this to? (Choose no more than THREE)</b>	
1	The World Bank works too slowly
2	The Government works inefficiently
3	There is not an adequate level of citizen/civil society participation
4	Poor donor coordination
5	The World Bank does not do adequate follow through/follow-up
6	Lack of/inadequate levels of capacity in Government
7	Political pressures and obstacles
8	Reforms are not well thought out in light of country challenges
9	The World Bank is not sensitive enough to political/social realities on the ground
10	Ongoing political instability
11	Inadequate funding
12	Corruption
13	Other (please specify): _____

**PLEASE NOTE: IN SOME CASES THE SURVEY WILL ASK FOR A SPECIFIC NUMBER OF RESPONSES. PLEASE DO NOT CHOOSE ANY MORE THAN REQUESTED. IF MORE RESPONSES ARE CHOSEN, DATA CANNOT BE INCLUDED IN ANALYSIS.**

## SECTION C: WORLD BANK EFFECTIVENESS AND RESULTS

How effective do you believe the World Bank is in terms of the work it does in the following areas of development in Nepal, on a ten point scale?												
		Not effective at all								Very effective		Don't know
		1	2	3	4	5	6	7	8	9	10	
<b>C1</b>	Anti corruption	1	2	3	4	5	6	7	8	9	10	<input type="checkbox"/>
<b>C2</b>	Information and communications technology	1	2	3	4	5	6	7	8	9	10	<input type="checkbox"/>
<b>C3</b>	Transport (e.g., roads, bridges, transportation)	1	2	3	4	5	6	7	8	9	10	<input type="checkbox"/>
<b>C4</b>	Urban development	1	2	3	4	5	6	7	8	9	10	<input type="checkbox"/>
<b>C5</b>	Environmental sustainability	1	2	3	4	5	6	7	8	9	10	<input type="checkbox"/>
<b>C6</b>	Regulatory framework	1	2	3	4	5	6	7	8	9	10	<input type="checkbox"/>
<b>C7</b>	Poverty reduction	1	2	3	4	5	6	7	8	9	10	<input type="checkbox"/>
<b>C8</b>	Gender	1	2	3	4	5	6	7	8	9	10	<input type="checkbox"/>
<b>C9</b>	Private sector development	1	2	3	4	5	6	7	8	9	10	<input type="checkbox"/>
<b>C10</b>	Local governance and institutions	1	2	3	4	5	6	7	8	9	10	<input type="checkbox"/>
<b>C11</b>	Water and sanitation	1	2	3	4	5	6	7	8	9	10	<input type="checkbox"/>
<b>C12</b>	Economic growth	1	2	3	4	5	6	7	8	9	10	<input type="checkbox"/>
<b>C13</b>	Energy	1	2	3	4	5	6	7	8	9	10	<input type="checkbox"/>
<b>C14</b>	Disaster management/ climate change	1	2	3	4	5	6	7	8	9	10	<input type="checkbox"/>
<b>C15</b>	Public sector governance/ reform (i.e., government effectiveness, public financial management, public expenditure, fiscal system reform)	1	2	3	4	5	6	7	8	9	10	<input type="checkbox"/>
<b>C16</b>	Job creation/employment	1	2	3	4	5	6	7	8	9	10	<input type="checkbox"/>
<b>C17</b>	Social cohesion/inclusion	1	2	3	4	5	6	7	8	9	10	<input type="checkbox"/>
<b>C18</b>	Equality of opportunity (i.e., equity)	1	2	3	4	5	6	7	8	9	10	<input type="checkbox"/>
<b>C19</b>	Health	1	2	3	4	5	6	7	8	9	10	<input type="checkbox"/>
<b>C20</b>	Regional cooperation	1	2	3	4	5	6	7	8	9	10	<input type="checkbox"/>
<b>C21</b>	Food security	1	2	3	4	5	6	7	8	9	10	<input type="checkbox"/>
<b>C22</b>	Education	1	2	3	4	5	6	7	8	9	10	<input type="checkbox"/>
<b>C23</b>	Peace and stability	1	2	3	4	5	6	7	8	9	10	<input type="checkbox"/>
<b>C24</b>	Social protection (e.g., pensions, targeted social assistance)	1	2	3	4	5	6	7	8	9	10	<input type="checkbox"/>
<b>C25</b>	Tourism	1	2	3	4	5	6	7	8	9	10	<input type="checkbox"/>
<b>C26</b>	Agricultural/rural development	1	2	3	4	5	6	7	8	9	10	<input type="checkbox"/>

**SECTION C: WORLD BANK EFFECTIVENESS AND RESULTS**

<b>C27. To what extent does the World Bank's work help to achieve development results in Nepal, on a ten point scale?</b>											
1	2	3	4	5	6	7	8	9	10	<input type="checkbox"/>	
To no degree at all									To a very significant degree		Don't know

<b>To what extent do you agree with the following statements about the World Bank in Nepal, on a ten point scale?</b>												
		Strongly disagree								Strongly agree		Don't know
<b>C28</b>	The World Bank's financial instruments (i.e., investment lending, Development Policy Loan, Trust Funds, Program 4 Result, etc.) meet the needs of Nepal	1	2	3	4	5	6	7	8	9	10	<input type="checkbox"/>
<b>C29</b>	The World Bank meets Nepal's needs for knowledge services (e.g., research, analysis, data, technical assistance)	1	2	3	4	5	6	7	8	9	10	<input type="checkbox"/>

**PLEASE NOTE: IN SOME CASES THE SURVEY WILL ASK FOR A SPECIFIC NUMBER OF RESPONSES. PLEASE DO NOT CHOOSE ANY MORE THAN REQUESTED. IF MORE RESPONSES ARE CHOSEN, DATA CANNOT BE INCLUDED IN ANALYSIS.**

## SECTION D: THE WORLD BANK'S KNOWLEDGE WORK AND ACTIVITIES (i.e., ANALYSIS, STUDIES, RESEARCH, DATA, REPORTS, CONFERENCES)

### D1. How frequently do you consult World Bank knowledge work and activities in the work you do?

1	Weekly
2	Monthly
3	A few times a year
4	Rarely
5	Never

### D2. When thinking about the development challenges in Nepal, where do you believe it would be most valuable for the World Bank to focus its knowledge work and activities in the next few years?

(Choose no more than THREE)

1	Social protection (e.g., pensions, targeted social assistance)	15	Health
2	Transport (e.g., roads, bridges, transportation)	16	Education
3	Peace and stability	17	Poverty reduction
4	Public sector governance/ reform (i.e., government effectiveness, public financial management, public expenditure, fiscal system reform)	18	Food security
5	Regional cooperation	19	Social cohesion/inclusion
6	Gender	20	Agricultural/ rural development
7	Private sector development	21	Economic growth
8	Tourism	22	Regulatory framework
9	Water and sanitation	23	Local governance and institutions
10	Energy	24	Anti corruption
11	Job creation/employment	25	Disaster management/ climate change
12	Urban development	26	Information and communications technology
13	Environmental sustainability	27	Other: _____
14	Equality of opportunity (i.e., equity)		

### In Nepal, how effective do you believe the World Bank's knowledge work and activities are at:

		Not effective at all										Very effective	Don't know
D3	Enhancing your knowledge and/or skills	1	2	3	4	5	6	7	8	9	10		<input type="checkbox"/>
D4	Contributing to good policy making	1	2	3	4	5	6	7	8	9	10		<input type="checkbox"/>
D5	Providing support for program implementation	1	2	3	4	5	6	7	8	9	10		<input type="checkbox"/>

## SECTION D: THE WORLD BANK'S KNOWLEDGE WORK AND ACTIVITIES (I.E., ANALYSIS, STUDIES, RESEARCH, DATA, REPORTS, CONFERENCES)

In Nepal, to what extent do you believe that the World Bank's knowledge work and activities:													
		To no degree at all										To a very significant degree	Don't know
D6	Are timely	1	2	3	4	5	6	7	8	9	10	<input type="checkbox"/>	
D7	Include appropriate level of stakeholder involvement during preparation	1	2	3	4	5	6	7	8	9	10	<input type="checkbox"/>	
D8	Are relevant to Nepal's development priorities	1	2	3	4	5	6	7	8	9	10	<input type="checkbox"/>	
D9	Provide feasible recommendations	1	2	3	4	5	6	7	8	9	10	<input type="checkbox"/>	
D10	A source of relevant information on global good practices	1	2	3	4	5	6	7	8	9	10	<input type="checkbox"/>	
D11	Are accessible (well written and easy to understand)	1	2	3	4	5	6	7	8	9	10	<input type="checkbox"/>	
D12	Are useful in terms of the work you do	1	2	3	4	5	6	7	8	9	10	<input type="checkbox"/>	
D13	Are adequately disseminated	1	2	3	4	5	6	7	8	9	10	<input type="checkbox"/>	
D14	Are appropriately translated	1	2	3	4	5	6	7	8	9	10	<input type="checkbox"/>	
D15	Are adaptable to Nepal's specific development challenges and country circumstances	1	2	3	4	5	6	7	8	9	10	<input type="checkbox"/>	

D16. Overall, how significant a contribution do you believe the World Bank's knowledge work and activities make to development results in your country, on a ten point scale?											
1	2	3	4	5	6	7	8	9	10	<input type="checkbox"/>	
Not significant at all									Very significant	Don't know	

D17. Overall, how would you rate the technical quality of the World Bank's knowledge work and activities, on a ten point scale?											
1	2	3	4	5	6	7	8	9	10	<input type="checkbox"/>	
Very low technical quality									Very high technical quality	Don't know	

**PLEASE NOTE: IN SOME CASES THE SURVEY WILL ASK FOR A SPECIFIC NUMBER OF RESPONSES. PLEASE DO NOT CHOOSE ANY MORE THAN REQUESTED. IF MORE RESPONSES ARE CHOSEN, DATA CANNOT BE INCLUDED IN ANALYSIS.**

## SECTION E: WORKING WITH THE WORLD BANK

To what extent do you agree/disagree with the following statements, on a ten point scale?													
		Strongly disagree										Strongly agree	Don't know
		1	2	3	4	5	6	7	8	9	10		
<b>E1</b>	The World Bank disburses funds promptly											<input type="checkbox"/>	
<b>E2</b>	The World Bank effectively monitors and evaluates the projects and programs it supports											<input type="checkbox"/>	
<b>E3</b>	The World Bank's approvals and reviews are done in a timely fashion											<input type="checkbox"/>	
<b>E4</b>	The World Bank's "Safeguard Policy" requirements are reasonable											<input type="checkbox"/>	
<b>E5</b>	The World Bank imposes reasonable conditions on its lending											<input type="checkbox"/>	
<b>E6</b>	Working with the World Bank increases Nepal's institutional capacity											<input type="checkbox"/>	
<b>E7</b>	The World Bank ensures consistency and continuity through staff changes											<input type="checkbox"/>	
<b>E8</b>	The World Bank's teams and visits are well coordinated											<input type="checkbox"/>	
<b>E9</b>	Where country systems (e.g., procurement, financial management, etc.) are adequate, the World Bank makes appropriate use of them											<input type="checkbox"/>	
<b>E10</b>	The World Bank provides effective implementation support (i.e., supervision of projects)											<input type="checkbox"/>	

E11. To what extent do you believe the World Bank is adequately staffed in Nepal, on a ten point scale?												
1	2	3	4	5	6	7	8	9	10			
To no degree at all										To a very significant degree		Don't know



## SECTION F: THE FUTURE ROLE OF THE WORLD BANK IN NEPAL

**F1. How significant a role do you believe the World Bank SHOULD play in Nepal's development in the near future, on a ten point scale?**

1	2	3	4	5	6	7	8	9	10	<input type="checkbox"/>
Not a significant role at all									Very significant role	Don't know

**F2. Which of the following SHOULD the World Bank do to make itself of greater value in Nepal? (Choose no more than TWO)**

1	Improve the quality of its experts as related to Nepal's specific challenges
2	Reduce the complexity of obtaining World Bank financing
3	Focus primarily on advocacy issues
4	Improve the competitiveness of its financing compared to markets (e.g., cost, timeliness, and other terms)
5	Reach out more to groups outside of government
6	Ensure greater selectivity in its work
7	Provide more adequate data/knowledge/statistics/figures on Nepal's economy
8	Offer more innovative financial products
9	Offer more innovative knowledge services
10	Work faster
11	Increase the level of World Bank staffing in Nepal's office
12	Other (please specify): _____

## SECTION G: COMMUNICATION AND INFORMATION SHARING

### G1. How do you get most of your information about economic and social development issues in Nepal? (Choose no more than TWO)

1	Local newspapers
2	International newspapers
3	Local radio
4	International radio
5	Local television
6	International television
7	Periodicals
8	Internet
9	Social media (Facebook, Twitter, Youtube)
10	Blogs
11	Mobile phones
12	Instant messaging
13	Other (please specify): _____

### G2. How would you prefer to receive information from the World Bank? (Choose no more than TWO)

1	World Bank website
2	Direct contact with World Bank (i.e., face to face meetings/discussions)
3	e-newsletters
4	Instant messaging
5	World Bank seminars/workshops/conferences
6	World Bank Public Information Center
7	World Bank publications and other written materials
8	Mobile phones
9	Social media (Facebook, Twitter, Youtube)
10	Blogs
11	Other (please specify): _____

<b>G3</b>	Are you aware of the World Bank's Access to Information Policy under which the Bank will now disclose any information in its possession that is not on a list of exceptions?	<b>Yes</b>	<b>No</b>
<b>G4</b>	Have you requested information from the World Bank on its activities in the past year? (If YES please go to Question G5; if NO please go to G6)	<b>Yes</b>	<b>No</b>
<b>G5</b>	Were you able to obtain this information?	<b>Yes</b>	<b>No</b>
<b>G6</b>	Do you have access to the Internet?	<b>Yes</b>	<b>No</b>
<b>G7</b>	Do you use/have you used the World Bank website?	<b>Yes</b>	<b>No</b>

## SECTION G: COMMUNICATION AND INFORMATION SHARING

### G8. Which do you primarily use? (Please mark only ONE response)

1	The World Bank's country website (www.worldbank.org/np)
2	The World Bank's main website (www.worldbank.org)

### G9. The Internet connection I mainly use when visiting a World Bank website is:

1	High speed
2	Dial-up

### G10. Do you use/have you used the World Bank's Public Information Centers (PICs) in Nepal?

1	Yes
2	No
3	I don't know what PIC is

### Please rate how much you agree with the following statements, on a ten point scale.

		Strongly disagree										Strongly agree	Don't know
		1	2	3	4	5	6	7	8	9	10		
<b>G11</b>	I use more data from the World Bank as a result of the organization's Open Data policy												<input type="checkbox"/>
<b>G12</b>	The World Bank's PIC is a valuable source of information related to development in Nepal. <i>(Only answer if you have used the PIC)</i>												<input type="checkbox"/>
<b>G13</b>	I find the World Bank websites easy to navigate. <i>(Only answer if you have used a World Bank website)</i>												<input type="checkbox"/>
<b>G14</b>	I find the information on the World Bank's websites useful. <i>(Only answer if you have used a World Bank website)</i>												<input type="checkbox"/>
<b>G15</b>	When I need information from the World Bank I know how to find it (e.g., whom to call, where to reach them, etc.)												<input type="checkbox"/>
<b>G16</b>	The World Bank is responsive to my information requests and inquiries												<input type="checkbox"/>

### G17. What kind of information would you like to receive from the World Bank? (Choose no more than TWO)

1	World Bank strategic documents on the Nepal country program/projects
2	Data/statistics on Nepal's economy
3	Studies/ analysis on specific development areas
4	Lessons learned from similar countries
5	World Bank regional updates
6	World Bank reports on global economy
7	Other (please specify): _____

## SECTION H: BACKGROUND INFORMATION

### H1. Which of the following best describes your current position? (Please mark only ONE response)

1	Office of the President, Prime Minister
2	Office of Minister
3	Office of Parliamentarian
4	Officer of a Ministry, Ministerial Department or Implementation Agency
5	Consultant/Contractor working on World Bank supported Project/Program
6	Project Management Unit (PMU) overseeing implementation of project
7	Local Government Office or Staff
8	Bilateral Agency
9	Multilateral Agency
10	Private Sector Organization
11	Private Foundation
12	Financial Sector/Private Bank
13	NGO
14	Community Based Organization
15	Media (Press, Radio, TV, Web, etc.)
16	Independent Government Institution (i.e., Regulatory Agency, Central Bank/oversight institution)
17	Trade Union
18	Faith-Based Group
19	Academia/Research Institute/Think Tank
20	Judiciary Branch
21	Women Group
22	Youth Group
23	Other (please specify): _____

### H2. Please identify the primary specialization of your work. (Please mark only ONE response)

1	Agriculture/ rural development / food security	11	Media
2	Climate change / disaster management	12	Natural resource management / environmental sustainability
3	Education	13	Private sector development / foreign direct investment
4	Energy	14	Public sector governance / public financial management / anti corruption
5	Financial markets / banking	15	Social protection
6	Gender / equality of opportunity	16	Transport
7	Health / communicable/non-communicable diseases	17	Tourism
8	Information and communications technology	18	Urban development
9	Job creation/employment	19	Water and sanitation
10	Law and justice / regulatory framework	20	Other (please specify): _____

**SECTION H: BACKGROUND INFORMATION**

<b>H3. Currently, do you professionally collaborate/work with the World Bank in your country?</b>	
1	Yes
2	No

<b>H4. Which of the following describes most of your exposure to the World Bank in Nepal? (Choose no more than TWO)</b>	
1	Observer (i.e., follow in media, discuss in informal conversations, etc.)
2	Use World Bank reports/data
3	Engage in World Bank related/sponsored events/activities
4	Collaborate as part of my professional duties
5	Use World Bank website for information, data, research, etc.

<b>H5. Which best represents your geographic location?</b>	
1	Kathmandu
2	Outside Kathmandu

**Thank you for completing the survey!**