



Peru

The World Bank Group Country Survey FY 2014

Report of Findings
April 2014



Country **Opinion** Surveys
THE WORLD BANK GROUP

Acknowledgements

The Peru Country Opinion Survey is part of the Country Opinion Survey Program series of the World Bank Group. This report was prepared by the Public Opinion Research Group (PORG) team led by Sharon Felzer (Senior Communications Officer, Head of PORG), Jing Guo, Jessica Cameron and Svetlana Markova. Calita Woods and Dania Mendoza provided data support. The report was prepared under the overall guidance and supervision of Sumir Lal (Director, ECRGP). PORG acknowledges the significant contribution from the Peru country team and the local fielding agency Ipsos. In particular, PORG is grateful to Sandra Arzubiaga (Communications Officer) for their ongoing support throughout the Country Opinion Survey process.

Table of Contents

I. Objectives	3
II. Methodology.....	3
III. Demographics of the Sample.....	5
IV. General Issues Facing Peru	12
V. Overall Attitudes toward the World Bank Group.....	17
VI. Sectoral Importance and Effectiveness.....	29
VII. How the World Bank Group Operates	34
VIII. World Bank Group's Knowledge and Instruments	43
IX. The Future Role of the World Bank Group in Peru	53
X. Communication and Openness.....	55
XI. Appendices.....	59



I. Objectives

This survey was designed to achieve the following objectives:

- Assist the World Bank Group in gaining a better understanding of how stakeholders in Peru perceive the Bank Group;
- Obtain systematic feedback from stakeholders in Peru regarding:
 - Their views regarding the general environment in Peru;
 - Their overall attitudes toward the World Bank Group in Peru;
 - Overall impressions of the World Bank Group's effectiveness and results, knowledge work and activities, and communication and information sharing in Peru;
 - Perceptions of the World Bank Group's future role in Peru.
- Use data to help inform Peru country team's strategy.

II. Methodology

In February-April 2014, 465 stakeholders of the World Bank Group in Peru were invited to provide their opinions on the WBG's work in the country by participating in a country opinion survey. Participants were drawn from the office of the President; the office of the Prime Minister; office of a minister; office of a parliamentarian; ministries, ministerial departments, or implementation agencies; consultants/contractors working on WBG-supported projects/programs; project management units (PMUs) overseeing implementation of a project; local government officials; bilateral and multilateral agencies; private sector organizations; private foundations; the financial sector/private banks; NGOs; community based organizations; the media; independent government institutions; trade unions; faith-based groups; academia/research institutes/think tanks; judiciary branch; and other organizations. A total of 197 stakeholders participated in the survey (42% response rate).

Some respondents received a copy of the questionnaire via email and returned it accordingly. Others received a link to an online version of the questionnaire in the Qualtrics platform. Respondents were asked about: general issues facing Peru; their overall attitudes toward the WBG; the WBG's effectiveness and results; the WBG's knowledge work and activities; working with the WBG; the WBG's future role in Peru; and the WBG's communication and information sharing in Peru.

Every country that engages in the Country Opinion Survey must include specific indicator questions that will be aggregated for the World Bank Group's annual Corporate Scorecard. These questions are identified throughout the survey report.

- A. General Issues Facing Peru: Respondents were asked to indicate whether Peru is headed in the right direction, what they thought were the top three most important development priorities in the country, which areas would contribute most to reducing poverty and generating economic growth in Peru, and how "shared prosperity" would be best achieved.
- B. Overall Attitudes toward the World Bank Group (WBG): Respondents were asked to rate their familiarity with the WBG and other regional development banks, their effectiveness in Peru, WBG staff preparedness to help Peru solve its development challenges, WBG's local presence, WBG's capacity building in Peru, their agreement with various statements

II. Methodology (continued)

B. Overall Attitudes toward the World Bank Group (WBG) (continued):

regarding the WBG's work, and the extent to which the WBG is an effective development partner. Respondents were asked to indicate the WBG's greatest values and weaknesses, the most effective instruments in helping reduce poverty in Peru, in which sectoral areas the WBG should focus most of its resources (financial and knowledge services), and to what reasons respondents attributed failed or slow reform efforts. Respondents were also asked to respond to a few questions about capacity building and whether they believe the World Bank Group should have more or less local presence.

C. World Bank Group's Effectiveness and Results: Respondents were asked to rate the extent to which the WBG's work helps achieve development results in Peru, the extent to which the WBG meets Peru's needs for knowledge services and financial instruments, the importance for the WBG to be involved in thirty one development areas, and the WBG's level of effectiveness across these areas, such as education, public sector governance/reform, water and sanitation, and transport.

D. The World Bank Group's Knowledge Work and Activities: Respondents were asked to indicate how frequently they consult WBG's knowledge work and activities and to rate the effectiveness and quality of the WBG's knowledge work and activities, including how significant of a contribution it makes to development results and its technical quality. Respondents were also asked about the WBG reports, including which of them are the most useful, whether they raised substantive new information, and whether they provided them with useful information in terms of work they do.

E. Working with the World Bank Group: Respondents were asked to rate WBG's technical assistance/advisory work's contribution to solving development challenges and their level of agreement with a series of statements regarding working with the WBG, such as the WBG's "Safeguard Policy" requirements being reasonable, and disbursing funds promptly.

F. The Future Role of the World Bank Group in Peru: Respondents were asked to indicate what the WBG should do to make itself of greater value in Peru, and which services the Bank should offer more of in the country. They were asked whether WBG has moved to the right direction, and the future role international development cooperation should play in Peru.

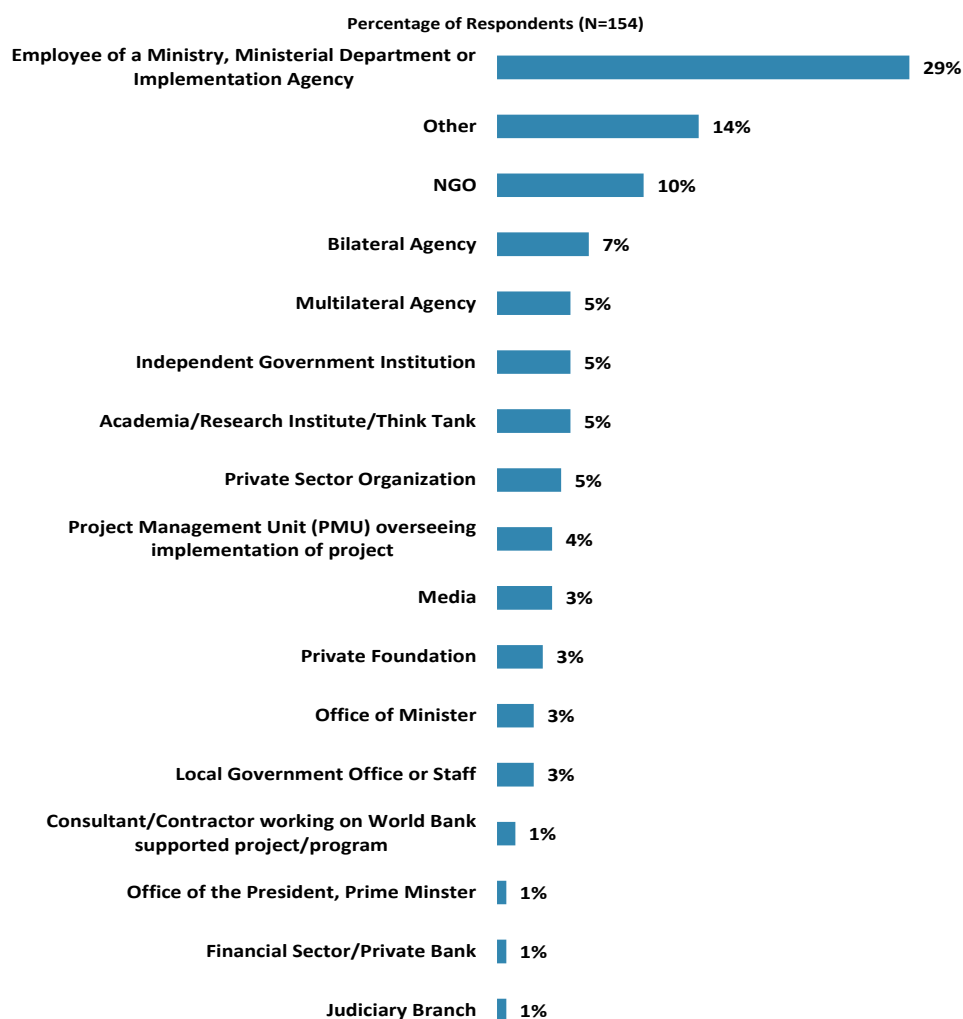
G. Communication and Information Sharing: Respondents were asked to indicate how they get information about economic and social development issues, how they prefer to receive information from the WBG, and their usage and evaluation of the WBG's websites. Respondents were also asked about their awareness of the WBG's Access to Information policy, were asked to rate WBG's responsiveness to information requests, value of its social media channels, and levels of easiness to find information they needed.

H. Background Information: Respondents were asked to indicate their current position, specialization, whether they professionally collaborate with the WBG, their exposure to the WBG in Peru, which WBG agencies they work with, whether IFC and the Bank work well together, and their geographic location.

III. Demographics of the Sample

Current Position

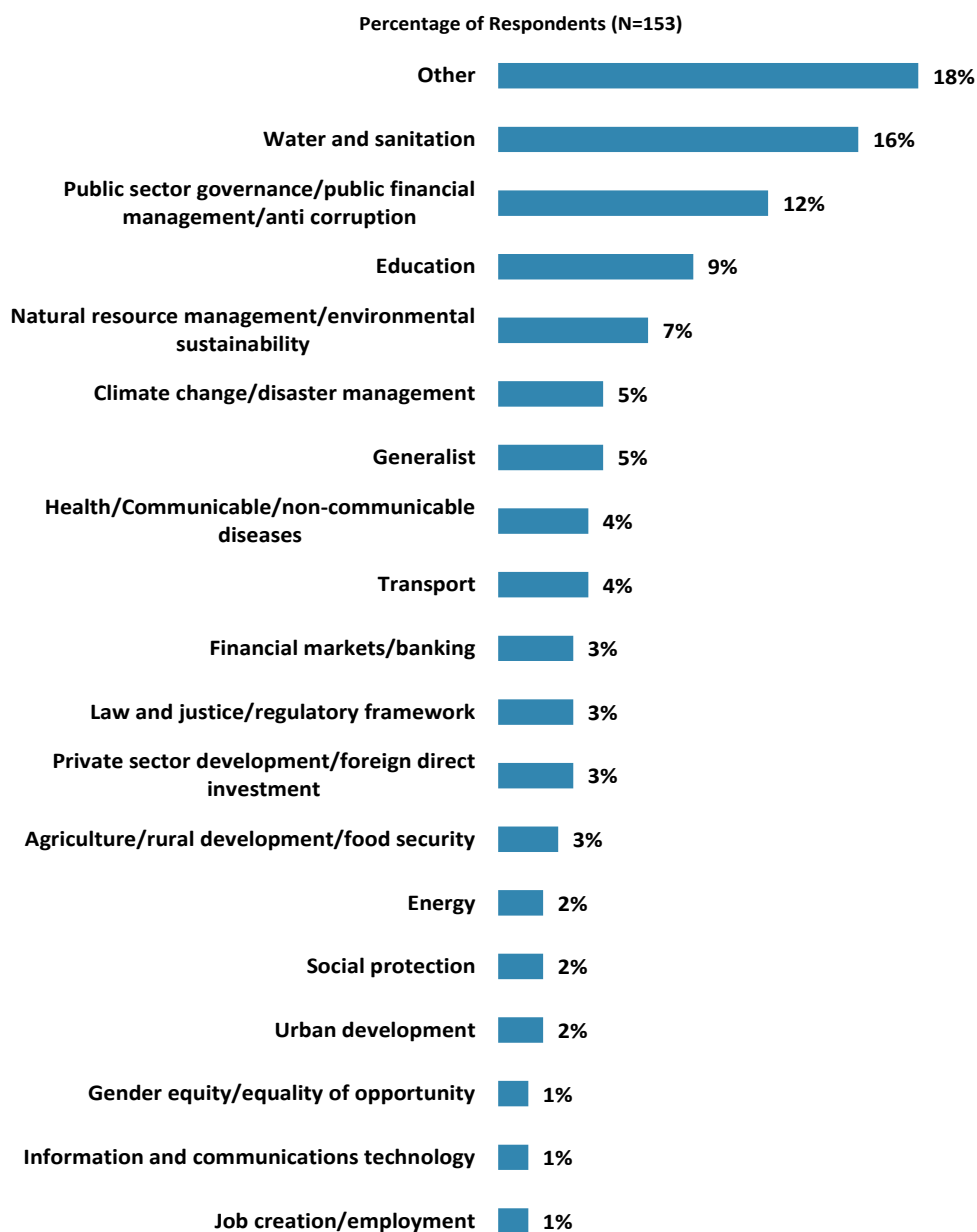
- For further analyses, respondents from consultants/contractors working on WBG projects were combined with those from PMUs, respondents from bilateral agencies were combined with those from multilateral agencies; respondents from the financial sector/private banks were combined with those from private sector organizations; Respondents from private foundations and NGOs were combined into “CSO.” Few respondents from the local governments, the judiciary branch, and other organizations were included in the “Other” category. There were no respondents from the office of a parliamentarian, CBOs, trade unions, or faith-based groups.



“Which of the following best describes your current position?” (Respondents chose from a list.)

III. Demographics of the Sample (continued)

Area of Primary Specialization

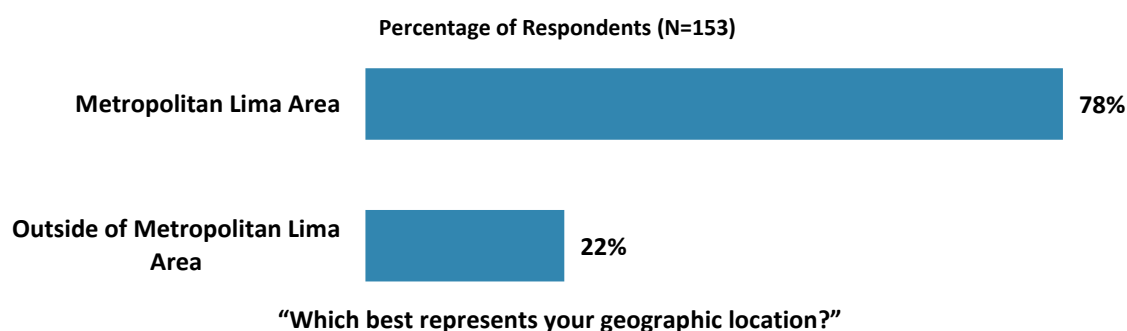


"Please identify the primary specialization of your work." (Respondents chose from a list.)

III. Demographics of the Sample (continued)

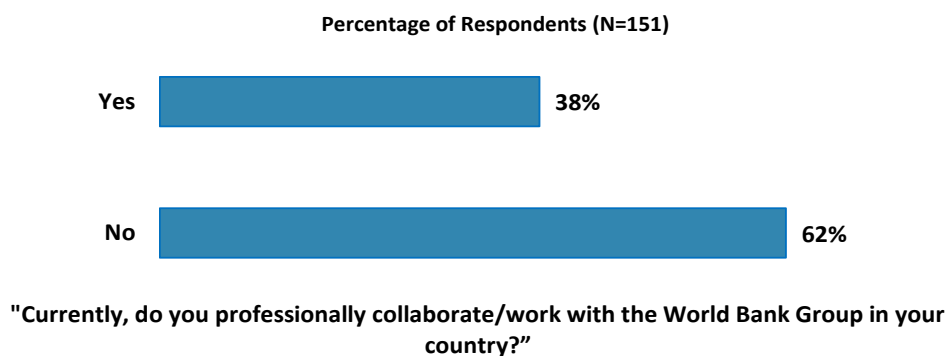
Geographic Location

- Responses across all geographic locations for all survey questions can be found in Appendix C (see page 103). Only significant difference between geographic locations in response to indicator questions will be discussed in the body of this report.



Collaboration with and Exposure to the World Bank Group

- Differences in responses to the indicator questions, based on levels of collaboration and exposure to the World Bank Group in Peru, can be found in Appendix E (see page 120) and Appendix F (see page 137). Please note that where these two factors appear to have a significant relationship with overall views of the World Bank Group, it is highlighted in yellow in Appendix F.



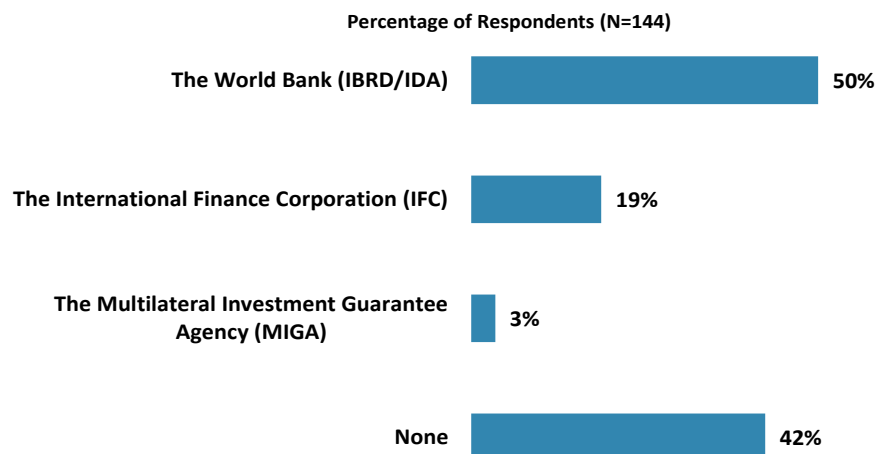
III. Demographics of the Sample (continued)

Collaboration with and Exposure to the World Bank Group (continued)



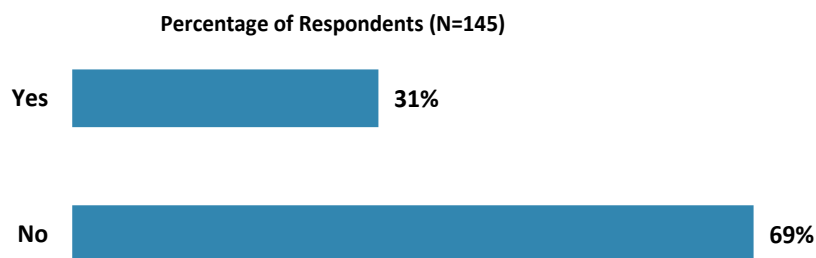
III. Demographics of the Sample (continued)

Exposure to Agencies within the World Bank Group



"Which of the following describes most of your exposure to the World Bank Group in Peru? (Choose no more than TWO)" (Respondents chose from a list. Responses combined.)

Exposure to the World Bank and IFC

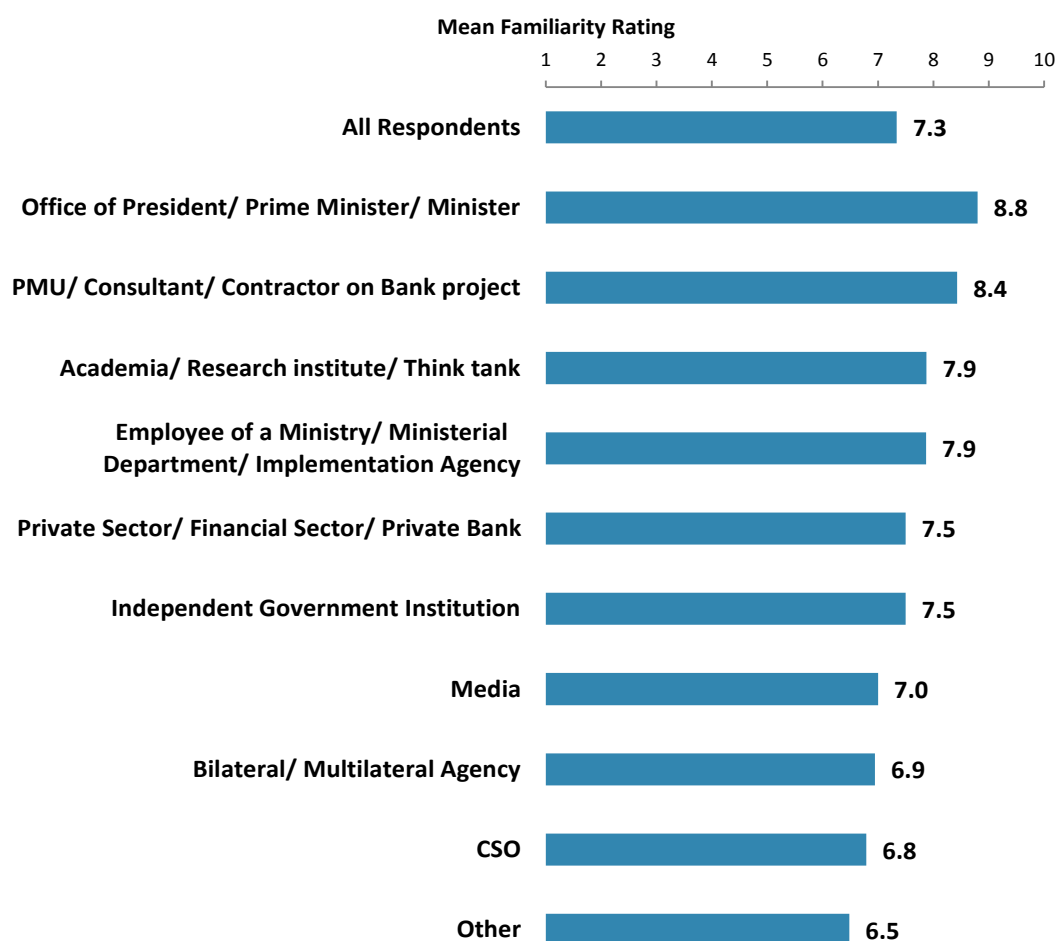


"Do your projects involve both the World Bank and IFC?"

III. Demographics of the Sample (continued)

Familiarity with the World Bank

- Respondents from the Office of President/Prime Minister/Minister had the highest levels of familiarity with the World Bank, whereas respondents from CSOs and other organizations had significantly lower levels of familiarity.
- Respondents from the metropolitan Lima area had significantly higher levels of familiarity than those who are from outside of the metropolitan Lima area.
- Respondents' ratings of familiarity with the World Bank were significantly, strongly correlated with their perceptions of the Bank's overall effectiveness in Peru, and their perceptions of the Bank's relevance to Peru's development, and significantly, moderately correlated with the Bank's ability to help achieve development results in Peru.



"How familiar are you with the work of the World Bank in Peru?"
(1 - "Not familiar at all", 10 - "Extremely familiar")

III. Demographics of the Sample (continued)

Familiarity with Other Organizations

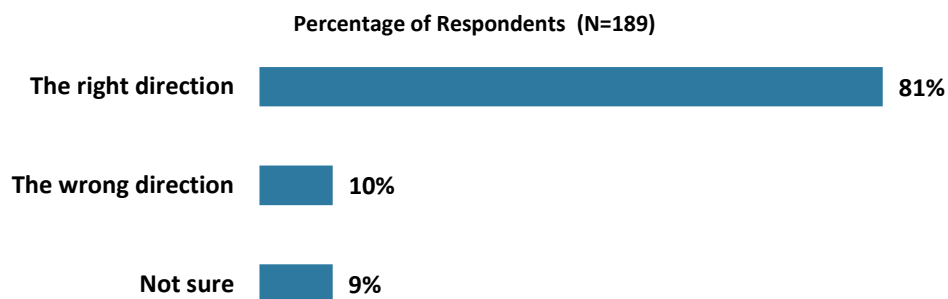
- Respondents had significantly higher levels of familiarity with the World Bank than the Inter-American Development Bank and the Andean Development Bank.



IV. General Issues Facing Peru

Headed in the Right Direction

- A majority of respondents across stakeholder groups indicated that Peru is headed in the right direction.

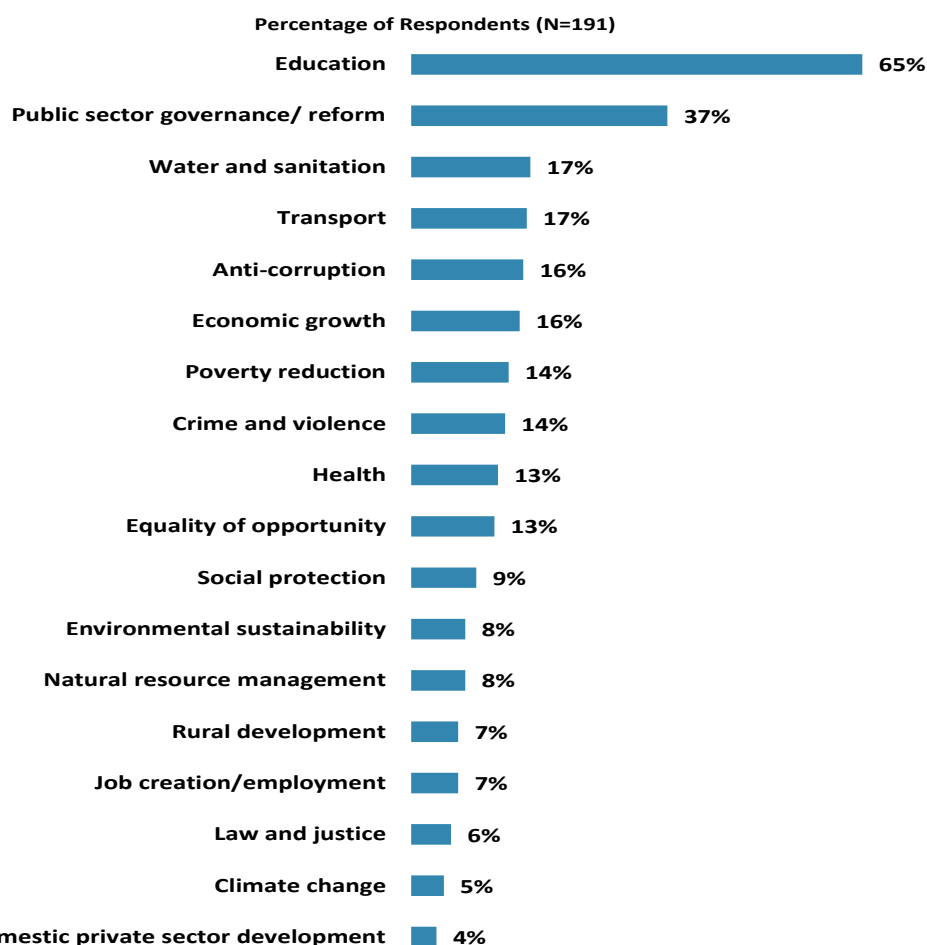


"In general, would you say that Peru is headed in ...?"
(Respondents chose from a list.)

IV. General Issues Facing Peru (continued)

Development Priority

- Respondents who identified their primary specialization of work as *water and sanitation* (16% of the sample) were significantly more likely to indicate that “*water and sanitation*” was one of the most important development priorities in Peru, compared to respondents in other areas of work.
- Respondents who identified *public sector/governance/public financial management/anti-corruption* (12% of the sample) as their primary area of work were significantly more likely to indicate that “*financial markets*” was one of the most important development priorities in Peru, compared to respondents in other areas of work.



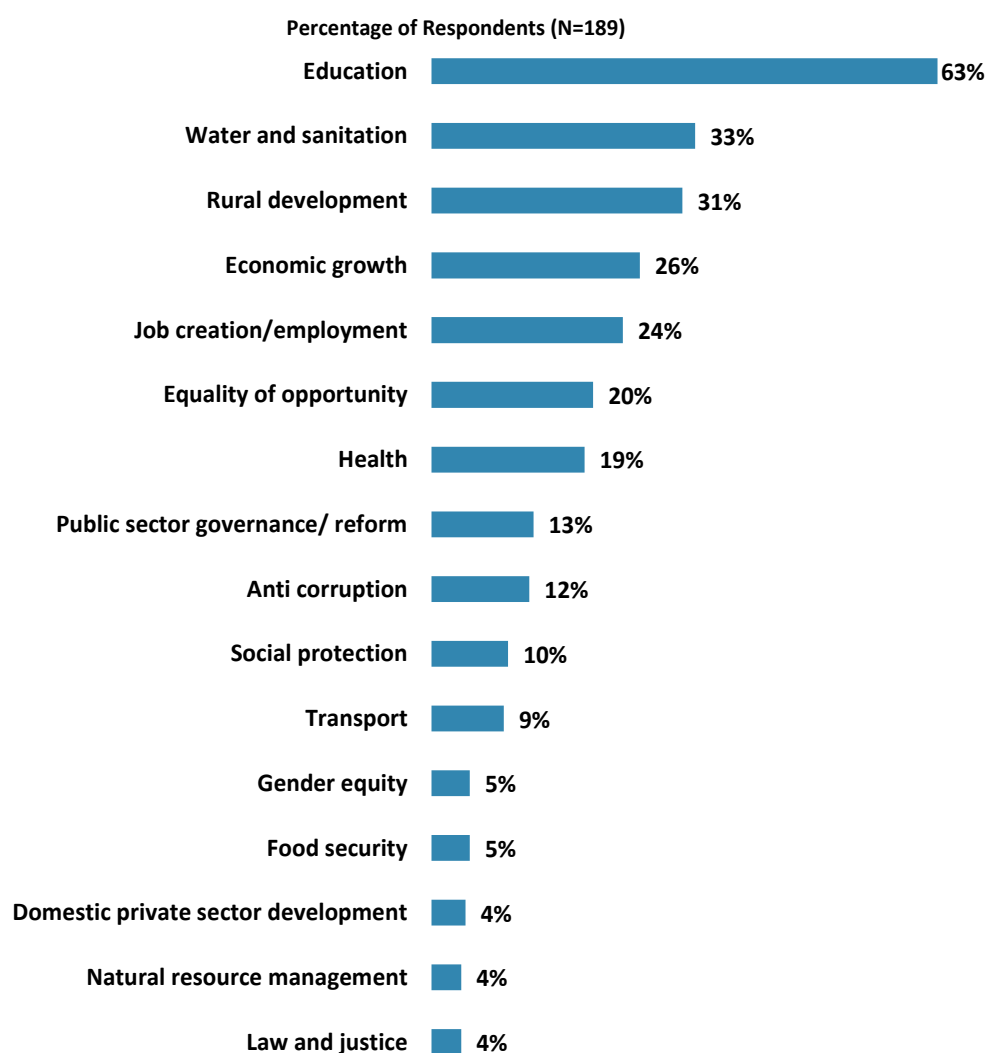
"Listed below are a number of development priorities in Peru. Please identify which of the following you consider the most important development priorities in Peru. (Choose no more than THREE)" (Respondents chose from a list. Responses combined.)

When more than 10% of the sample are respondents from a particular sector (see the full list of specialized areas in question H2 in Appendix H), analyses are done to see these respondents' views about the development priorities in Peru.

IV. General Issues Facing Peru (continued)

What Would Contribute Most to Reducing Poverty

- While respondents across stakeholder groups considered “education,” “water and sanitation,” and “rural development” as top contributors to poverty reduction in Peru, respondents whose primary specialization of work is in “*water and sanitation*” (16% of the sample) were significantly more likely to indicate that “*water and sanitation*” would contribute most to reducing poverty in Peru, compared to respondents in other areas of work.



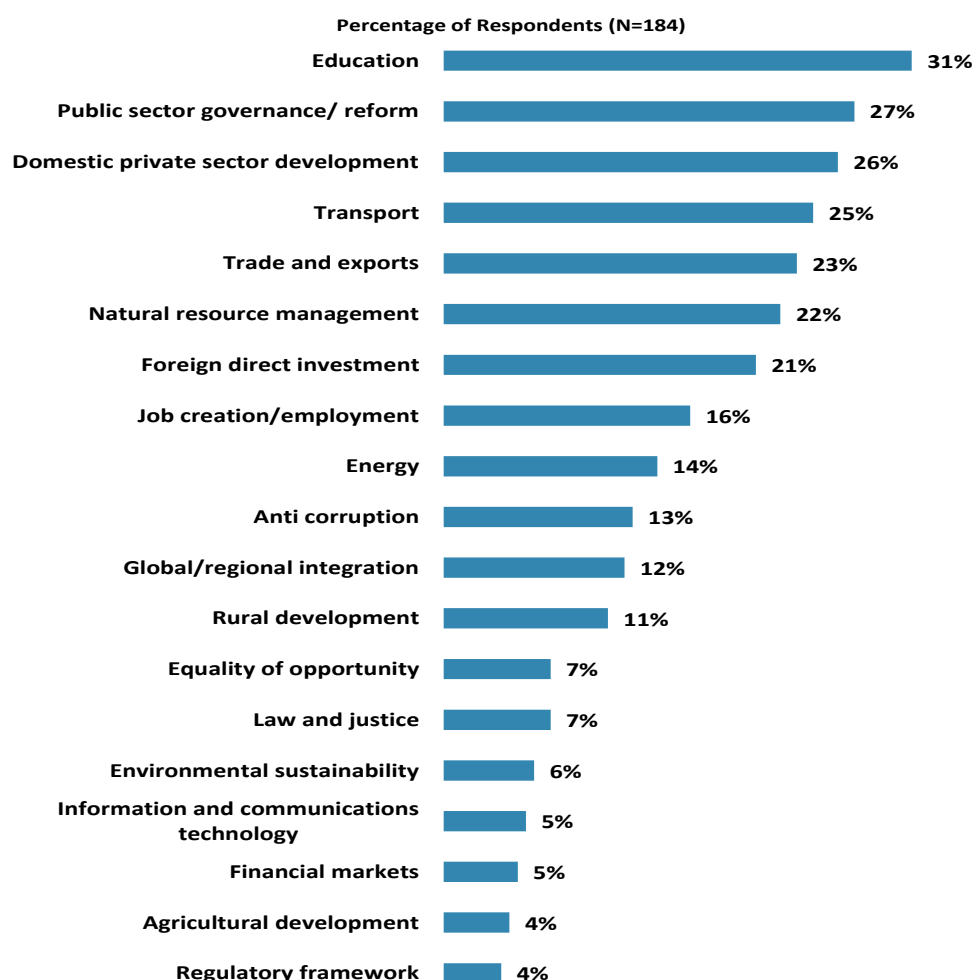
"Poverty reduction is a broad term that encompasses work in many different areas. Which THREE areas of development listed below do you believe would contribute most to reducing poverty in Peru?" (Respondents chose from a list. Responses combined.)

When more than 10% of the sample are respondents from a particular sector (see the full list of specialized areas in question H2 in Appendix H), analyses are done to see these respondents' views about the areas of development that would contribute most to reducing poverty.

IV. General Issues Facing Peru (continued)

What Would Contribute Most to Generating Economic Growth

- Respondents whose primary specialization of work was *water and sanitation* (16% of the sample) were significantly more likely to indicate that “*water and sanitation*” contributed most to economic growth, compared to respondents in other areas of work.
- Respondents whose primary specialization of work is in “*public sector governance/public financial management/anti-corruption*” (12% of the sample) were significantly more likely to indicate that “*transport*” contributed most to economic growth, compared to respondents in other areas of work.

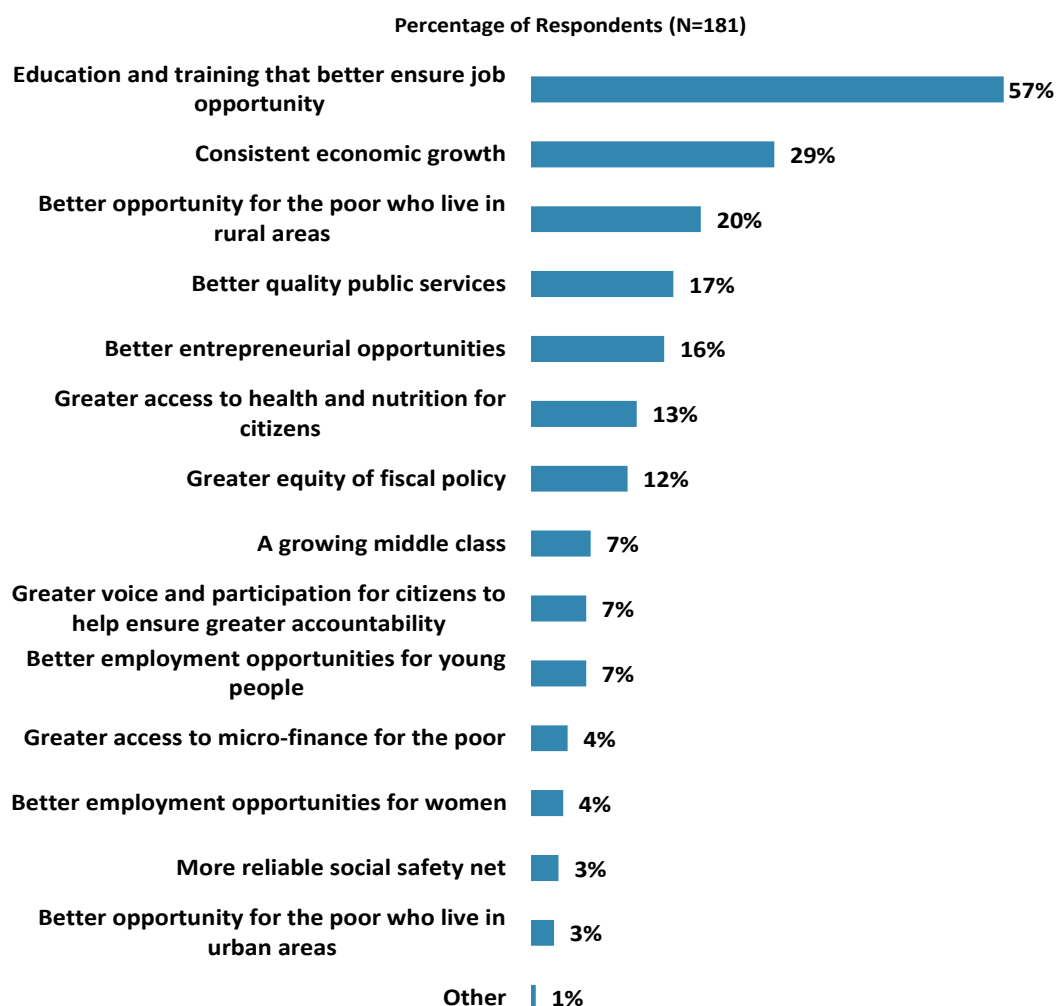


"Economic growth can be driven by a number of factors. Which THREE areas below do you believe would contribute most to generating economic growth in Peru? (Choose no more than THREE)" (Respondents chose from a list. Responses combined.)

When more than 10% of the sample are respondents from a particular sector (see the full list of specialized areas in question H2 in Appendix H), analyses are done to see these respondents' views about the areas of development that would contribute most to economic growth.

IV. General Issues Facing Peru (continued)

Factors Contributing to “Shared Prosperity”

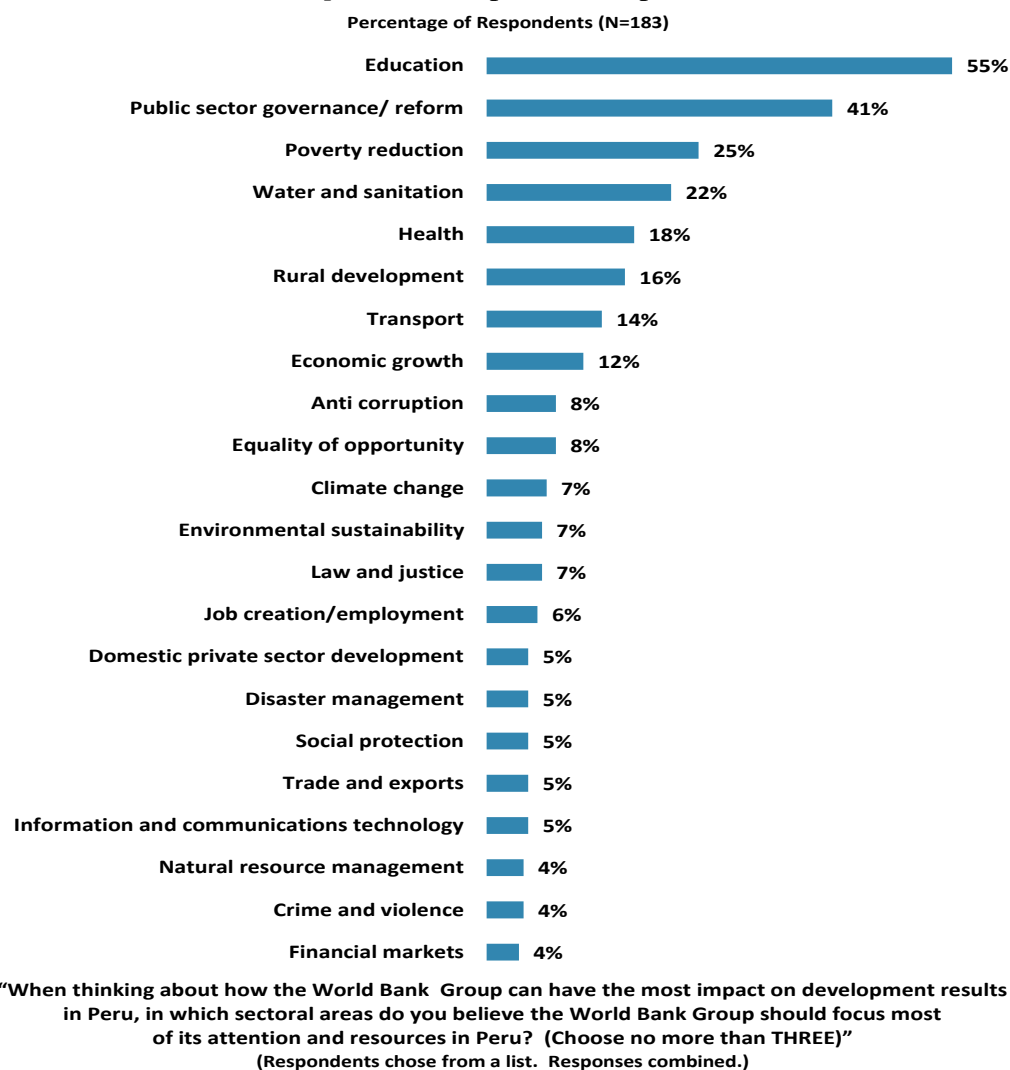


"When thinking about the idea of "shared prosperity" in your country, which of the following TWO best illustrate how this would be achieved in Peru?
(Choose no more than TWO)" (Respondents chose from a list. Responses combined.)

V. Overall Attitudes toward the World Bank Group

Where the World Bank Group Should Focus its Resources

- Education emerges as not only the top development priority, but also the area where the Bank should focus most of its resources according to respondents.
- Respondents whose primary specialization of work is in “*public sector governance/public financial management/anti-corruption*” (12% of the sample) were significantly more likely to indicate that the WBG should focus its attention and resources on “*urban development*,” compared to respondents in other areas of work.



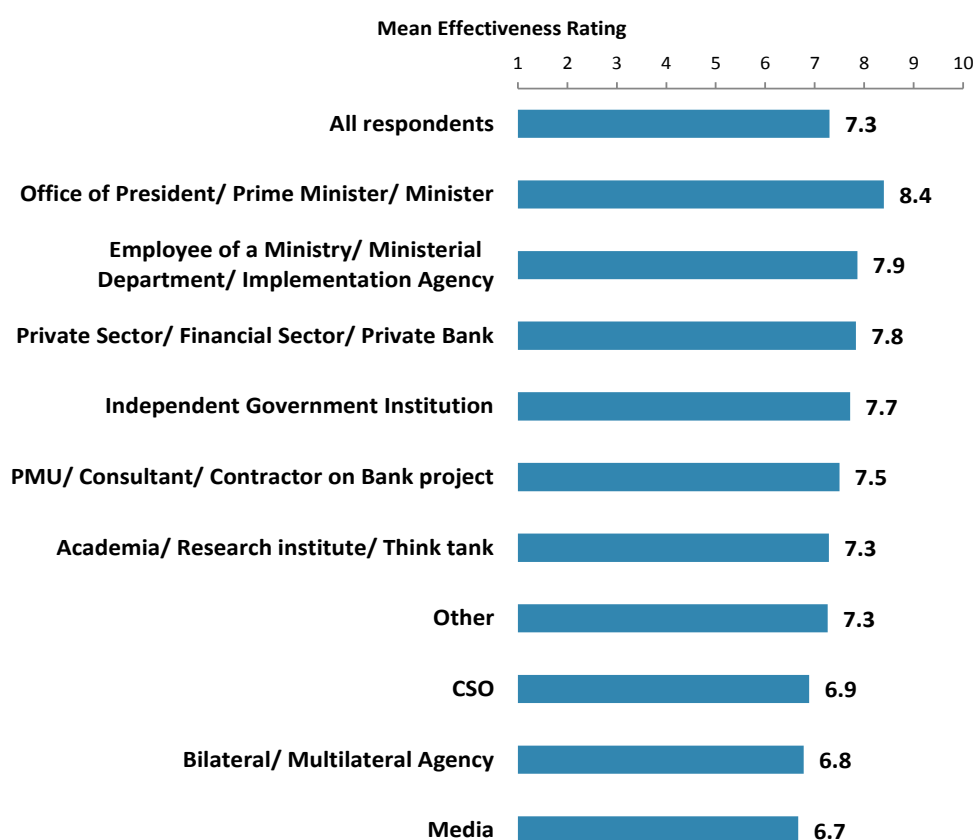
When more than 10% of the sample are respondents from a particular sector (see the full list of specialized areas in question H2 in Appendix H), analyses are done to see these respondents' views about which areas the World Bank Group should focus its attention and resources on.

V. Overall Attitudes toward the World Bank Group (continued)

As noted in the “Methodology” section, the indicator questions referred to throughout the survey report are questions that are asked in every country that engages in the Country Opinion Survey. These will be aggregated for the World Bank Group’s annual Corporate Scorecard.

The World Bank’s Overall Effectiveness (*Indicator Question*)

- Respondents across stakeholder groups and geographic locations gave statistically similar ratings for the Bank’s overall effectiveness in Peru.
- Respondents who professionally collaborate/work with the World Bank had significantly higher ratings for the Bank’s effectiveness compared to respondents who do not professionally collaborate/work with the Bank.

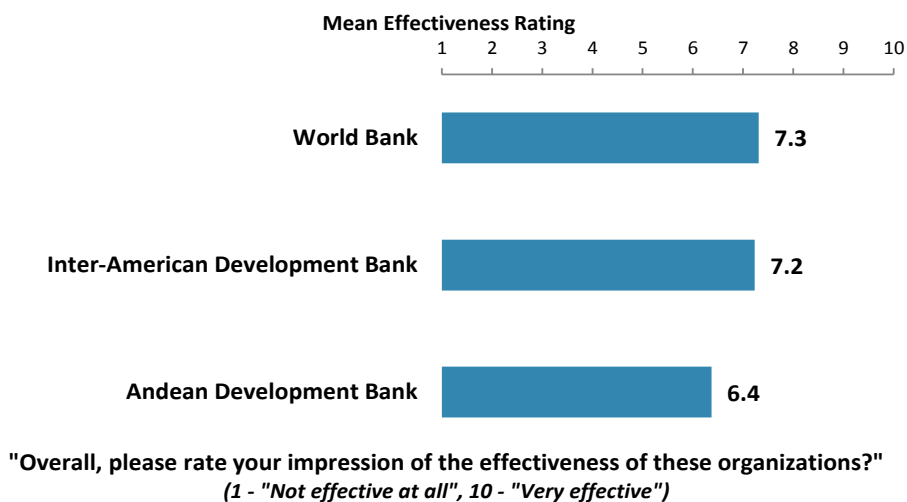


"Overall, please rate your impression of the World Bank's effectiveness in Peru?"
(1 - "Not effective at all", 10 - "Very effective")

V. Overall Attitudes toward the World Bank Group (continued)

Overall Effectiveness of Other Organizations

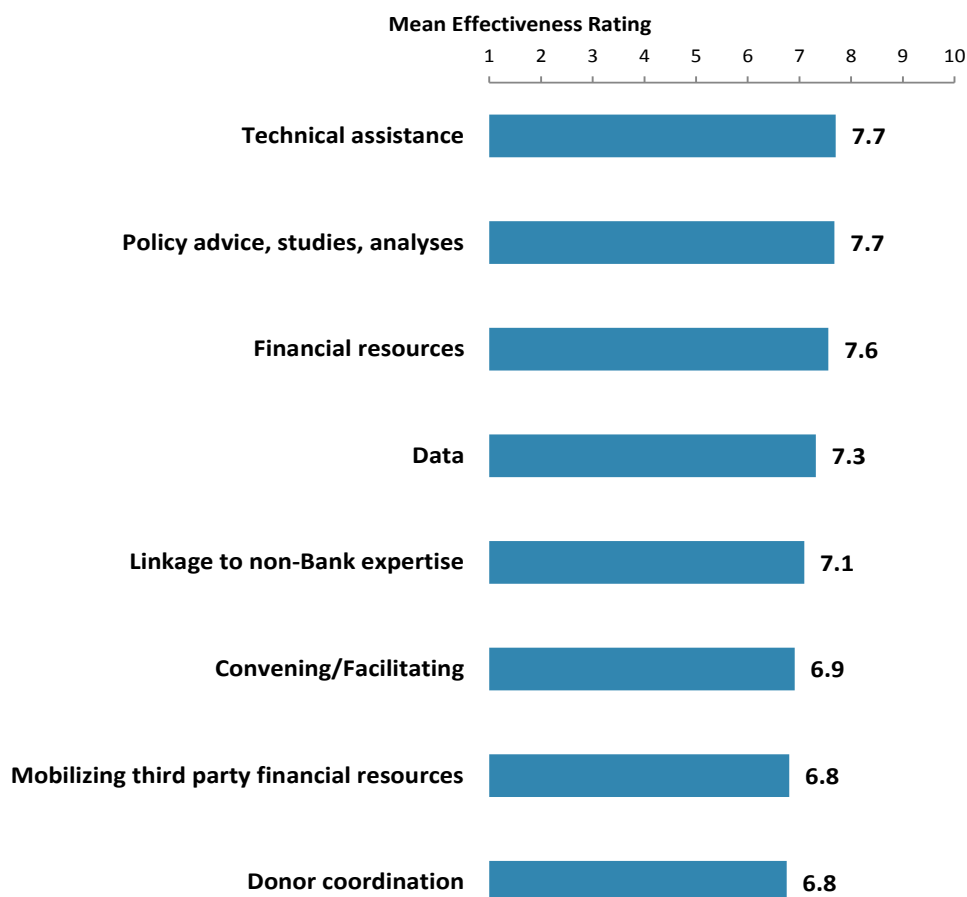
- Respondents gave significantly higher ratings for the World Bank's effectiveness than the effectiveness of the Andean Development Bank.
- Respondents gave statistically similar ratings for the effectiveness of the World Bank and the Inter-American Development Bank.



V. Overall Attitudes toward the World Bank Group (continued)

Effectiveness of the WBG Activities

- Respondents across stakeholder groups and geographic locations had statistically similar ratings for the effectiveness of the following WBG activities in supporting Peru's efforts to achieve development results.

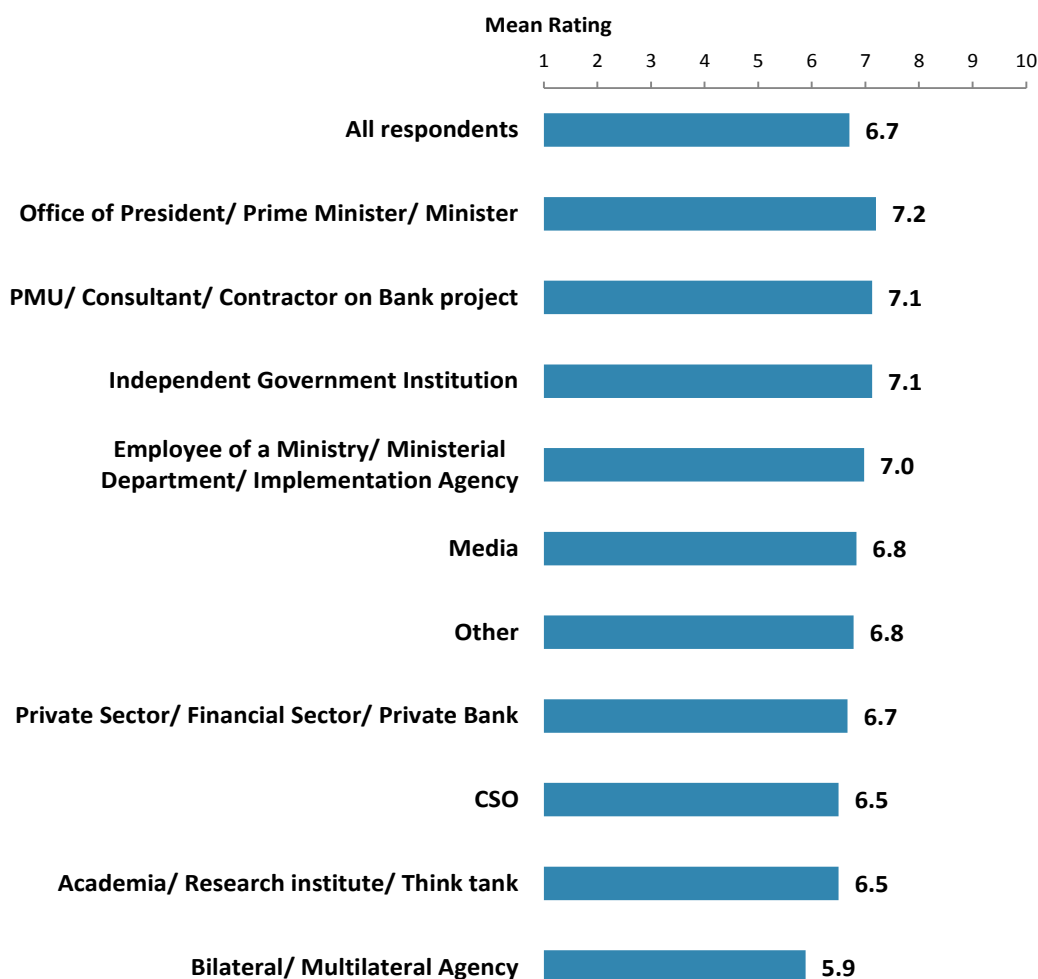


"How effective do the World Bank Group's activities below support Peru's efforts to achieve development results?"
(1 - "Not effective at all", 10 - "Very effective")

V. Overall Attitudes toward the World Bank Group (continued)

Achieving Development Results (*Indicator Question*)

- Respondents across stakeholder groups and geographic locations had statistically similar ratings for the World Bank Group helping achieve development results in Peru.
- Respondents who professionally collaborate/work with the World Bank Group had significantly higher ratings for the WBG helping achieve development results in Peru, compared to respondents who do not professionally collaborate/work with the WBG.



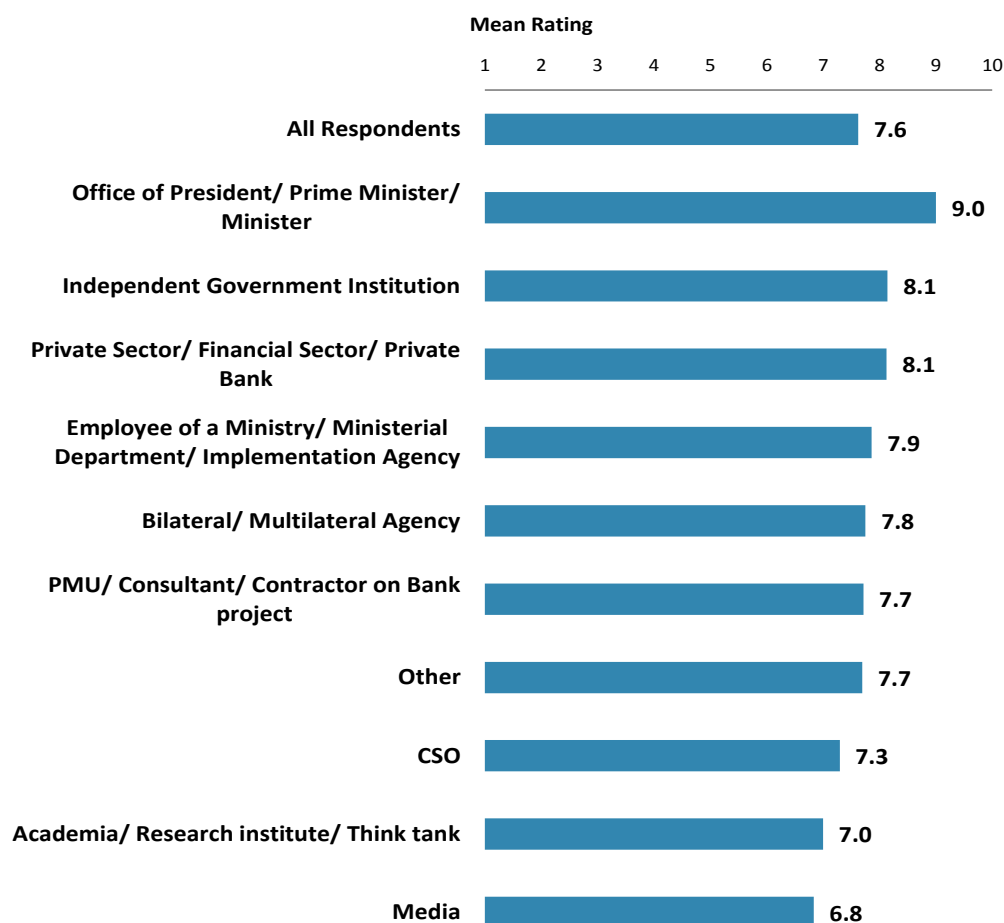
"To what extent does the World Bank Group's work help to achieve development results in Peru?"

(1 - "To no degree at all", 10 - "To a very significant degree")

V. Overall Attitudes toward the World Bank Group (continued)

Staff Preparedness (*Indicator Question*)

- Respondents across stakeholder groups gave statistically similar ratings for the extent to which the WBG's staff is well prepared to help Peru solve its most complicated development challenges.
- Respondents from the metropolitan Lima area had significantly higher ratings for the extent to which the WBG's staff is well prepared to help Peru solve its most complicated development challenges, compared to respondents from outside of the metropolitan Lima area.
- Respondents who do and do not professionally collaborate/work with WBG had statistically similar ratings for the extent to which the WBG's staff is well prepared to help Peru solve its most complicated development challenges.



"To what extent do you believe the World Bank Group's staff is well prepared (e.g., skills and knowledge) to help Peru solve its most complicated development challenges?"
 (1-"To no degree at all", 10-"To a very significant degree")

V. Overall Attitudes toward the World Bank Group (continued)

Overall Ratings for Indicator Questions by Stakeholder Groups*

- Respondents across stakeholder groups gave statistically similar ratings for twenty six indicator questions.
- Respondents who professionally collaborate/work with the WBG tended to give significantly higher ratings (7.4) for twenty six indicator questions than respondents who do not professionally collaborate/work with the WBG (6.8)
- Responses for individual indicator questions by stakeholder groups can be found in Appendix G (page 138).

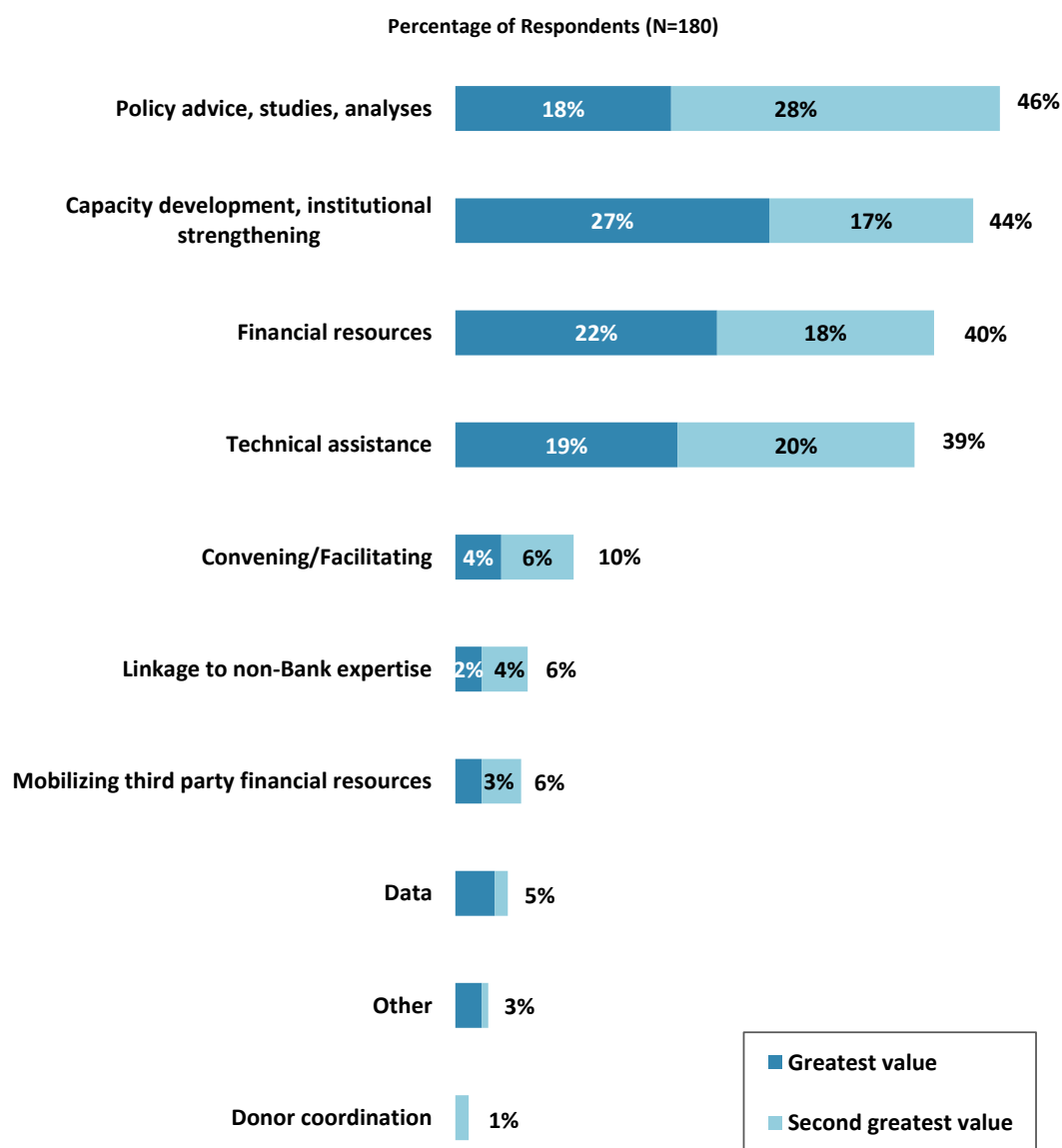


Mean Ratings for All Indicator Questions by Stakeholder Groups on a Scale from 1 to 10

* Responses to all twenty six indicator questions can be found in Appendices F and G.

V. Overall Attitudes toward the World Bank Group (continued)

Greatest Value

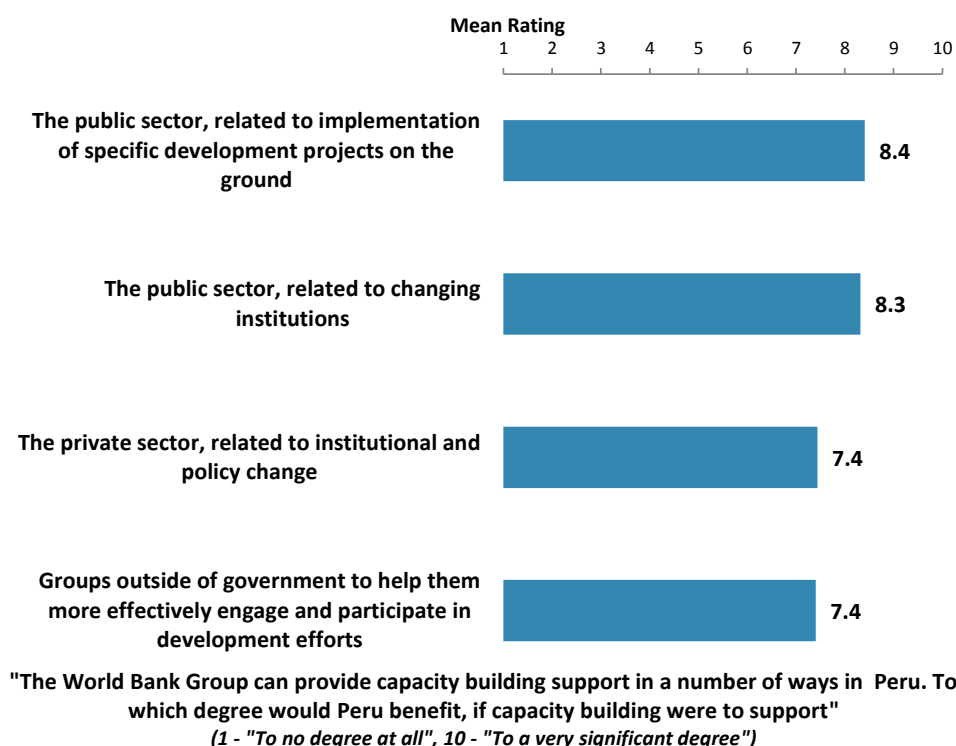


"When thinking about the World Bank Group's role, which activity do you believe is of greatest VALUE and which activity is of second greatest value in Peru?"
 (Respondents chose from a list.)

V. Overall Attitudes toward the World Bank Group (continued)

Ways of Capacity Building Support

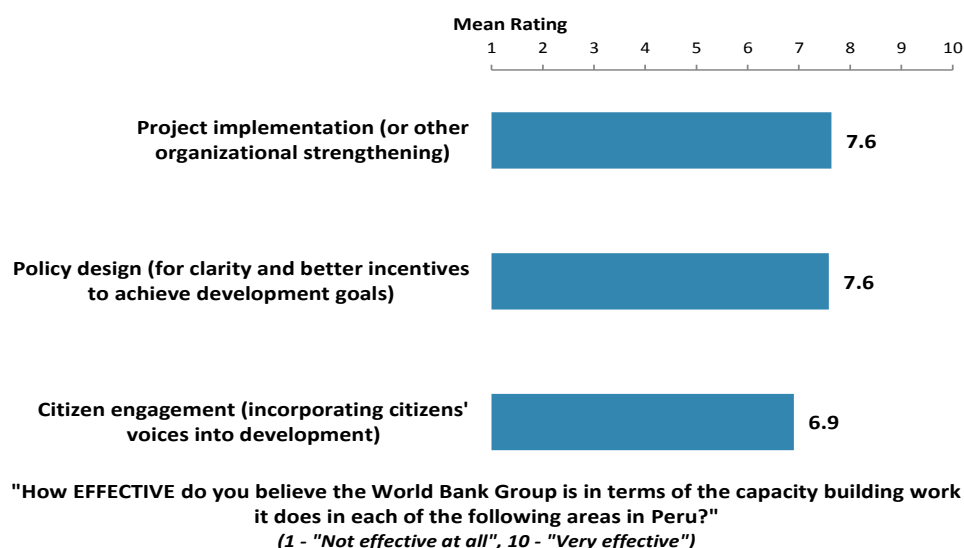
- Respondents from CSOs gave the highest ratings for the extent to which Peru would benefit, if capacity building were to support “*groups outside government to help them more effectively engage and participate in development efforts*,” whereas respondents from bilateral/multilateral agencies and the Office of President/Prime Minister/Ministers gave significantly lower ratings.
- Respondents from the private sector/financial sector/private banks gave the highest ratings for the extent to which Peru would benefit, if capacity building were to support “*the private sector, related to institutional and policy change*,” whereas respondents from bilateral/multilateral agencies gave significantly lower ratings.
- Respondents across geographic locations had statistically similar ratings for the extent to which Peru would benefit, if capacity building were to support all four areas.



V. Overall Attitudes toward the World Bank Group (continued)

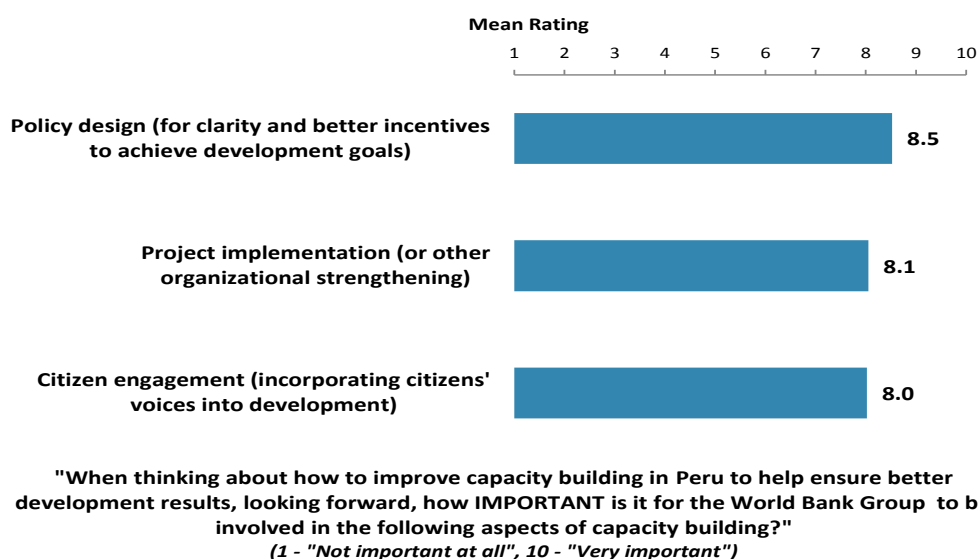
Effectiveness of WBG's Capacity Building Work

- Respondents across stakeholder groups and geographic locations had statistically similar ratings for the effectiveness of the WBG's capacity building work in all three areas of capacity building work.



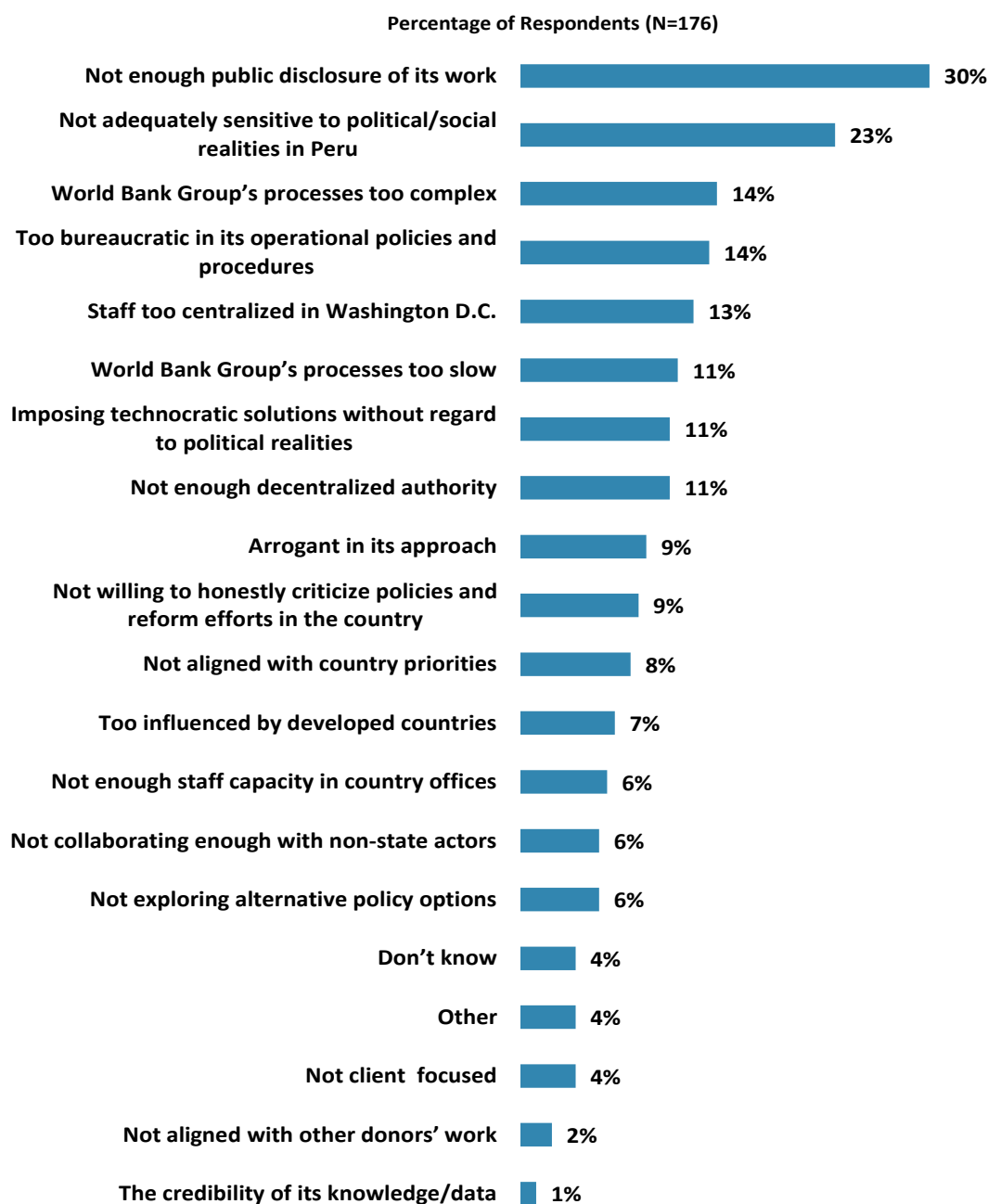
Importance of WBG's Capacity Building Work

- Respondents across stakeholder groups and geographic locations had statistically similar ratings for the importance of the WBG's capacity building work in all three areas.



V. Overall Attitudes toward the World Bank Group (continued)

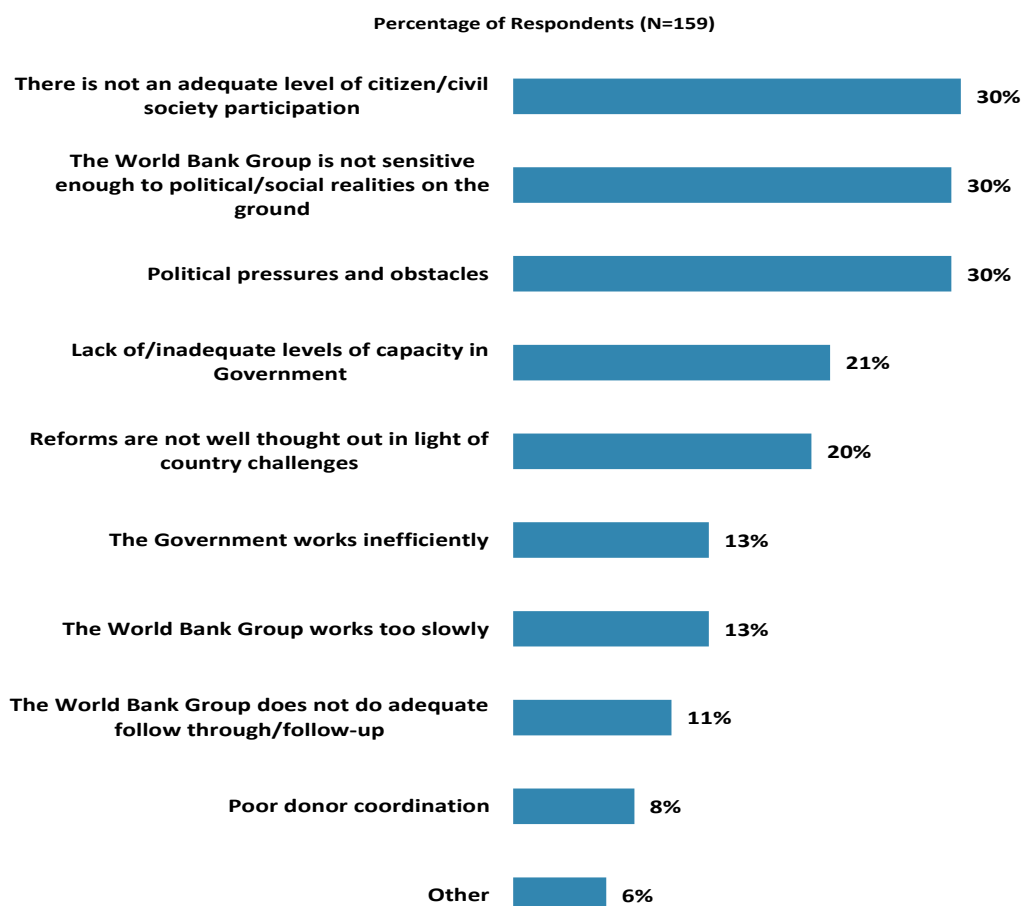
Greatest Weakness



"Which of the following do you identify as the World Bank Group's greatest WEAKNESSES in its work in Peru? (Choose no more than TWO)"
(Respondents chose from a list. Responses combined.)


V. Overall Attitudes toward the World Bank Group (continued)

Attributing Slow or Failed Reform Efforts



"When World Bank Group assisted reform efforts fail or are slow to take place, which of the following would you attribute this to? (Choose no more than TWO)"
(Respondents chose from a list. Responses combined.)

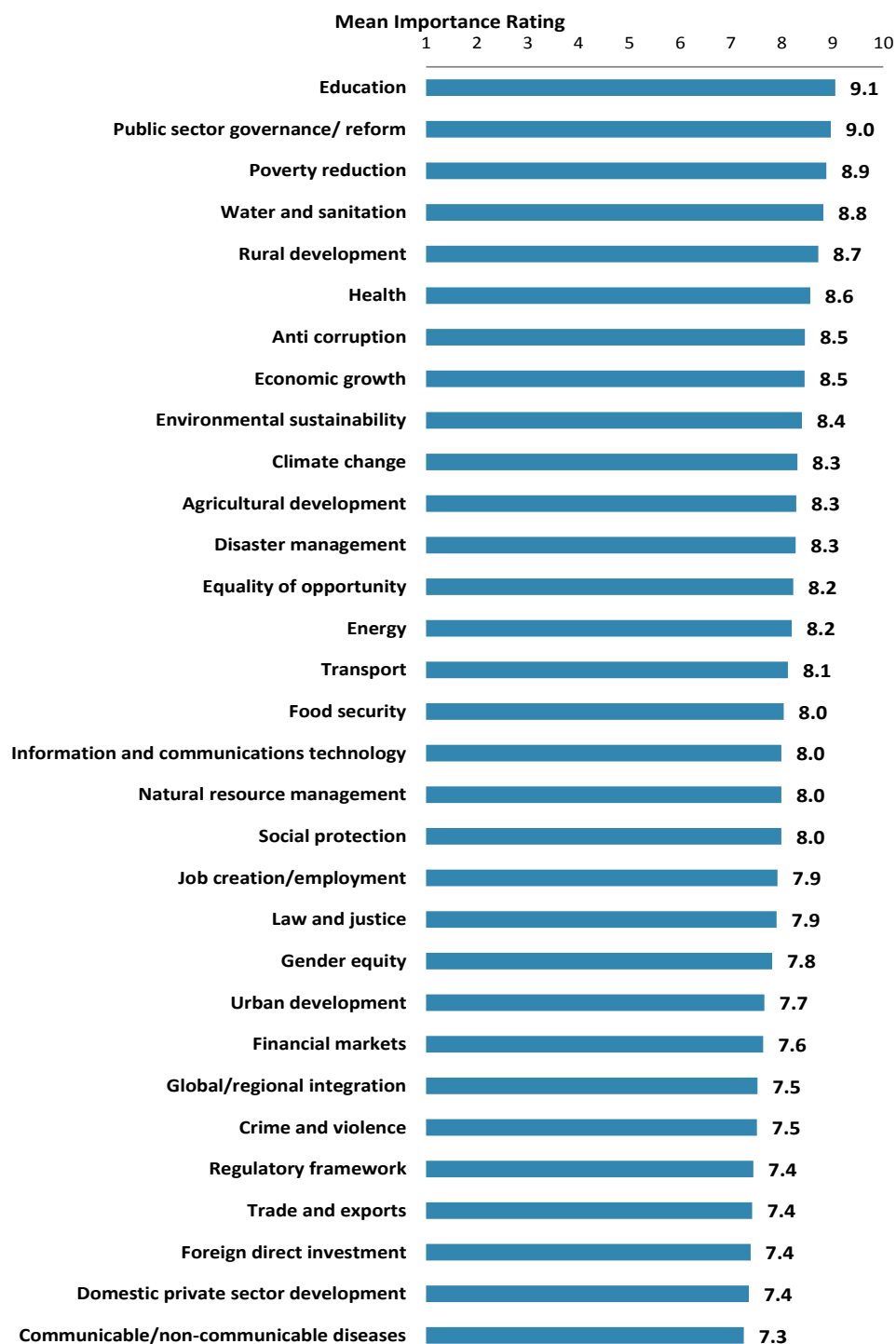
World Bank Group Moving in the Right Direction



"In the last three years, to what extent do you believe that the World Bank Group has moved in the right direction in terms of the focus of its work in Peru?"
(1-"To no degree at all", 10-"To a very significant degree")

VI. Sectoral Importance and Effectiveness

Importance of Sectoral Areas



"In your opinion, how IMPORTANT is it for the World Bank Group to be involved in the following areas of development in Peru?"

(1-"Not important at all", 10-"important")

VI. Sectoral Importance and Effectiveness (continued)

Effectiveness of Sectoral Areas



"How EFFECTIVE do you believe the World Bank Group is in terms of the work it does in the following areas of development in Peru?"
(1-"Not effective at all", 10-"Very effective")

VI. Sectoral Importance and Effectiveness (continued)

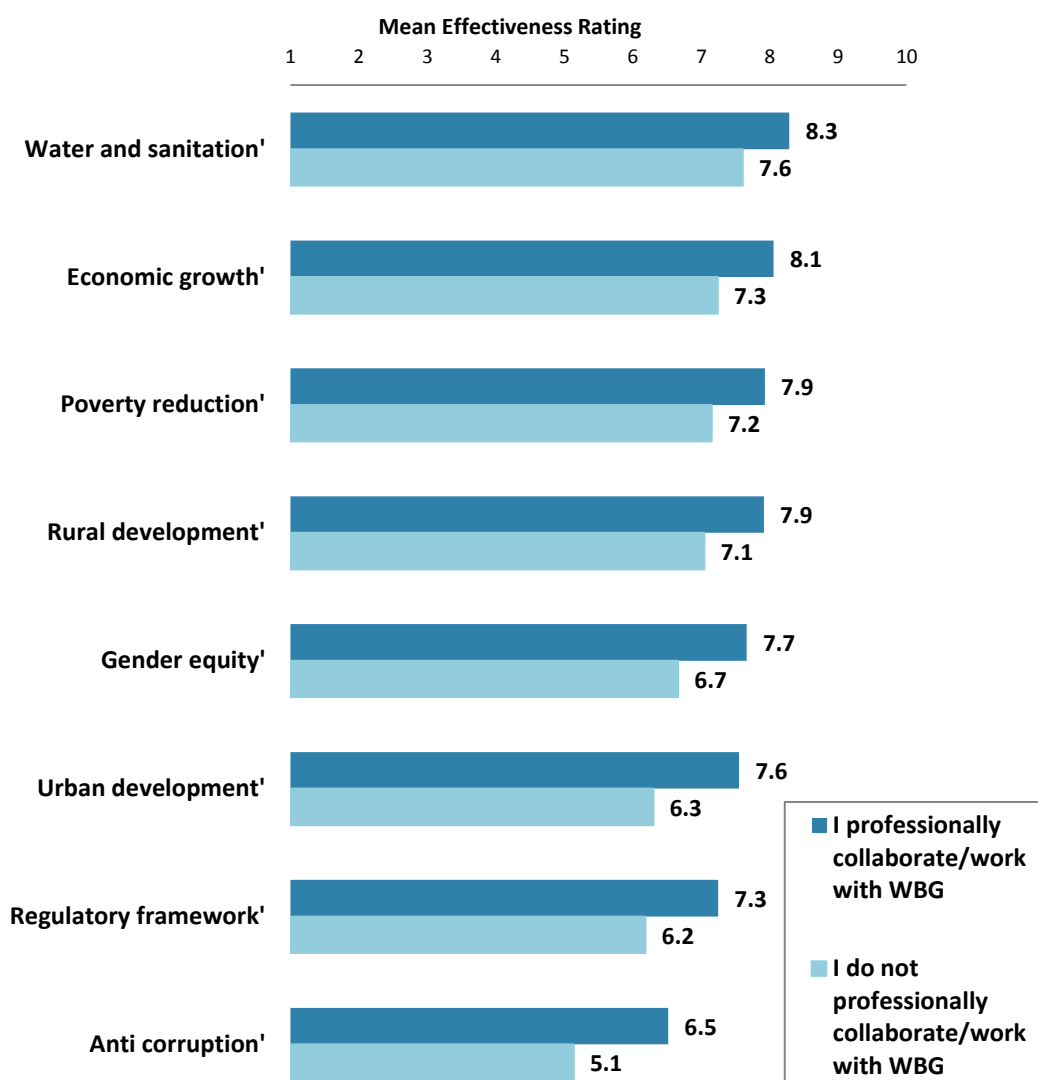
Effectiveness of Sectoral Areas (continued)

- Respondents across stakeholder groups and geographic locations gave statistically similar ratings for the WBG's effectiveness in all thirty one development areas.
- Respondents whose primary specialization of work is in "*water and sanitation*" (16%) and those who specialize in "*public sector governance/public financial management/anti-corruption*" (12% of the sample) gave statistically similar ratings for the WBG's effectiveness in "*water and sanitation*" and "*public sector governance/reform*," compared to other respondents.
- Note in the Appendix on the sectoral effectiveness (Appendix A, page 62) that primarily informed stakeholders responded to this question.
- Responses across all stakeholder groups and geographic locations can be found in the Appendix.

VI. Sectoral Importance and Effectiveness (continued)

Effectiveness of Sectoral Areas (continued)

- Respondents who professionally collaborate/work with the WBG gave significantly higher ratings for the WBG's effectiveness in the following sectoral compared to respondents who do not professionally collaborate/work with the WBG.



"How EFFECTIVE do you believe the World Bank Group is in terms of the work it does in the following areas of development in Peru?"

(1-"Not effective at all", 10-"Very effective")

(Significantly different between respondents who do and do not collaborate with the WBG)

VI. Sectoral Importance and Effectiveness (continued)

Drivers of Effectiveness

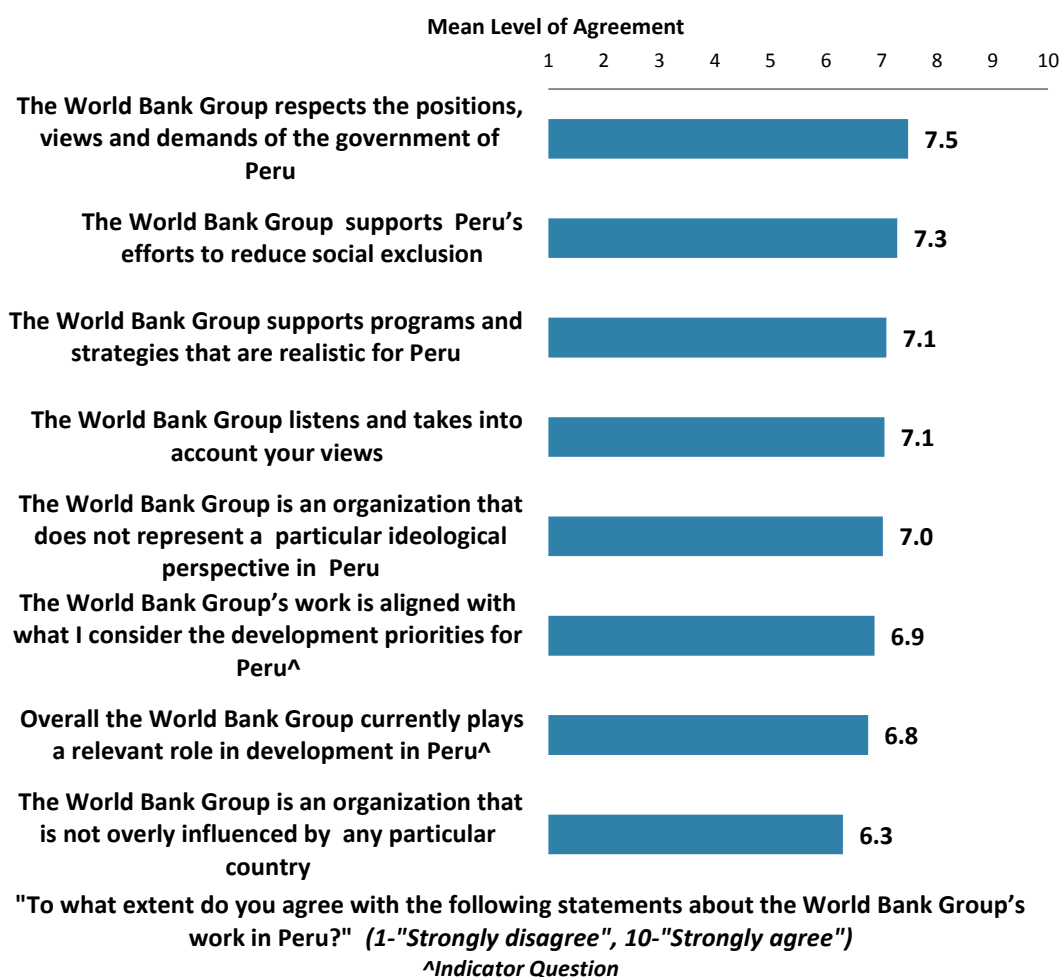
To determine the key drivers of respondents' ratings of the World Bank Group's overall effectiveness and ratings of its ability to help achieve development results in Peru, bivariate correlational analyses were conducted using respondents' ratings of the thirty-one specific areas of effectiveness.

Correlational analyses, however, are not able to tell us exactly what is causing respondents' ratings of the World Bank's overall effectiveness or ratings of its ability to help achieve development results. Rather, these analyses tell us that as ratings of effectiveness in one area increase, respondents' ratings of the Bank's overall effectiveness increase, or as ratings of effectiveness in one area increase, ratings of the WBG's ability to help achieve development results increase. Thus, it can be inferred that respondents' perceptions of effectiveness in one specific area are related to, or drive, respondents' perceptions of the Bank's overall effectiveness or perceptions of the WBG's ability to help achieve development results.

- Overall Effectiveness: Those specific areas with the highest Pearson Product-Moment correlations were determined to be the most closely related to perceptions of the Bank's overall effectiveness, suggesting that ratings of effectiveness in those specific areas are drivers of perceptions of the Bank's overall effectiveness in Peru. The areas determined to be key drivers from these analyses were:
 - The WBG's effectiveness at energy;
 - The WBG's effectiveness at urban development;
 - The WBG's effectiveness at environmental sustainability;
 - The WBG's effectiveness at anti-corruption;
 - The WBG's effectiveness at poverty reduction; and
 - The WBG's effectiveness at water and sanitation.
- Achieving Development Results: Those specific areas with the highest Pearson Product-Moment correlations were determined to be the most closely related to perceptions of the WBG's ability to help achieve development results in Peru, suggesting that ratings of effectiveness in those specific areas are drivers of perceptions of the WBG's ability to help achieve development results. The areas determined to be key drivers from these analyses were:
 - The WBG's effectiveness at information and communications technology;
 - The WBG's effectiveness at environmental sustainability;
 - The WBG's effectiveness at crime and violence;
 - The WBG's effectiveness at anti-corruption; and
 - The WBG's effectiveness at economic growth.

VII. How the World Bank Group Operates

The World Bank Group's Work in Peru



VII. How the World Bank Group Operates (continued)

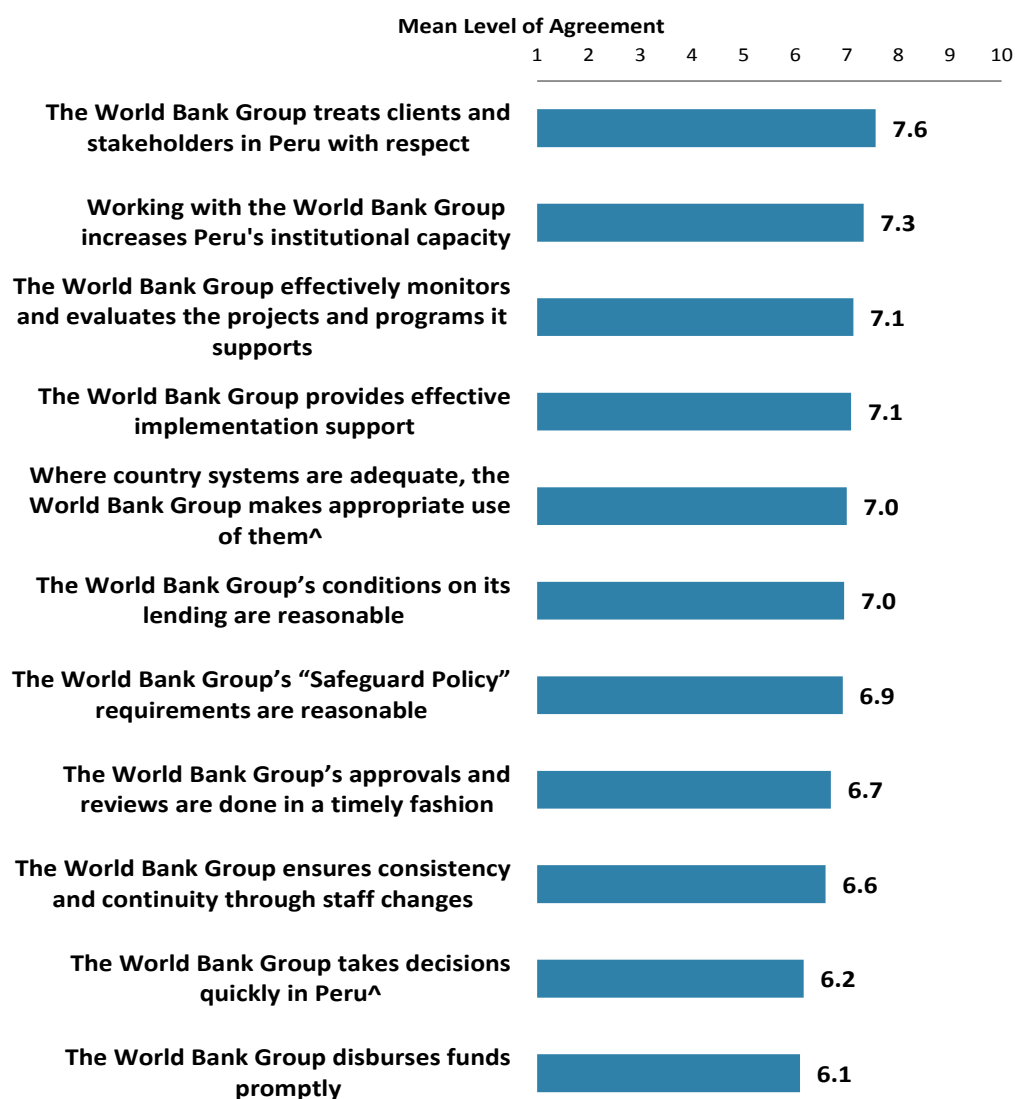
The World Bank Group's Work in Peru (continued)

- There were significant stakeholder group differences in their levels of agreement with that “*the World Bank Group supports Peru’s efforts to reduce social exclusion,*” “*the World Bank Group is an organization that does not represent a particular ideological perspective in Peru,*” “*the World Bank Group is an organization that is not overly influenced by any particular country,*” “*the World Bank Group respects the positions, views, and demands of the government of Peru,*” and that “*the World Bank Group listens and takes into account your views.*” For the most part, respondents from the private sector/financial sector/private banks and independent government institutions tended to have the highest levels of agreement, whereas respondents from CSOs and bilateral/multilateral agencies tended to have significantly lower levels of agreement.
- Respondents across geographic locations had statistically similar levels of agreement with all of the statements above.
- Respondents who professionally collaborate/work with WBG tended to have significantly higher levels of agreement with the two indicator statements that “*overall the WBG currently plays a relevant role in development in Peru,*” “*the WBG’s work is aligned with what I consider the development priorities for Peru,*” compared to respondents who do not professionally collaborate/work with WBG.

VII. How the World Bank Group Operates (continued)

Overall Perceptions

- Respondents across stakeholder groups and geographic locations had statistically similar levels of agreement with all of the following statements.



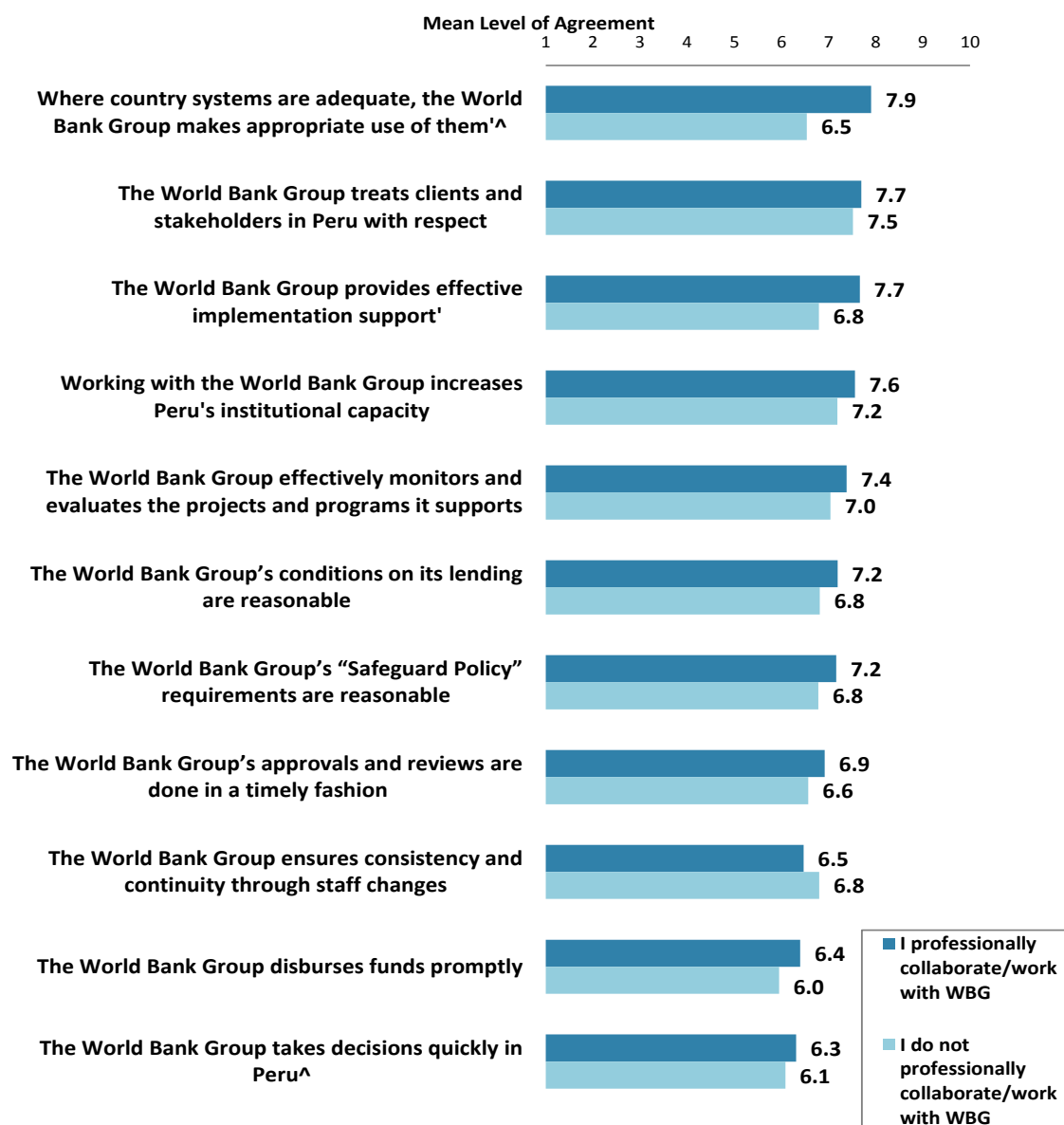
"To what extent do you agree/disagree with the following statements?"
(1-"Strongly disagree", 10-"Strongly agree")

^Indicator Question

VII. How the World Bank Group Operates (continued)

Overall Perceptions (continued)

- Respondents who professionally collaborate/work with WBG had significantly higher levels of agreement with the statements that “where country systems are adequate, the WBG makes appropriate use of them,” and “the WBG provides effective implementation support” compared to respondents who do not collaborate/work with WBG.



"To what extent do you agree/disagree with the following statements?"
(1-"Strongly disagree", 10-"Strongly agree")

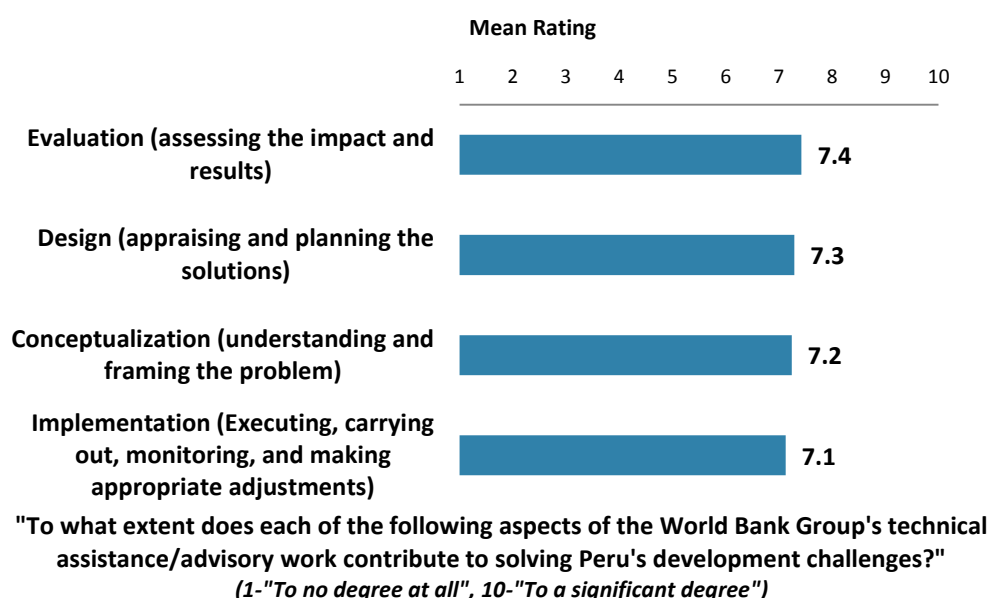
¹Significantly different between respondents who do and do not collaborate/work with WBG

[^]Indicator Question

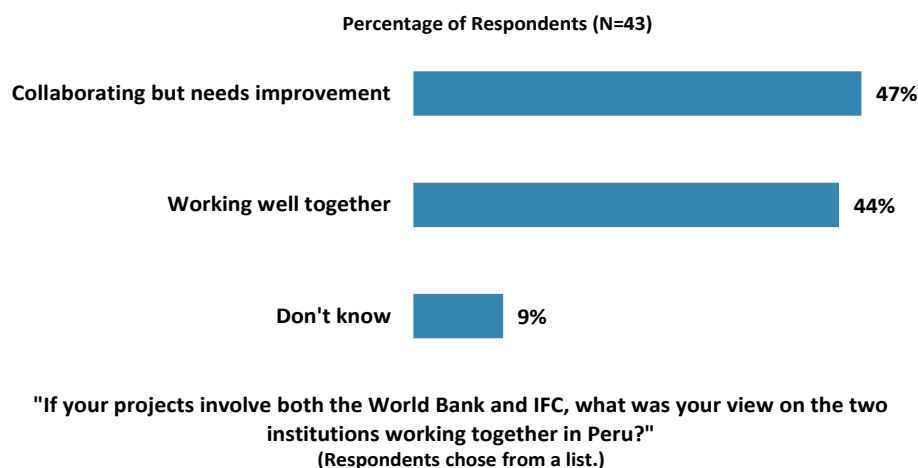
VII. How the World Bank Group Operates (continued)

Contribution of the WBG's Delivery Work

- Respondents across stakeholder groups and geographic locations had statistically similar ratings for all four aspects of the WBG's technical assistance/advisory work's contribution to solving Peru's development challenges.
- Respondents who do and do not collaborate/work with the World Bank Group had statistically similar ratings for all four aspects of the WBG's technical assistance/advisory work's contribution to solving Peru's development challenges.

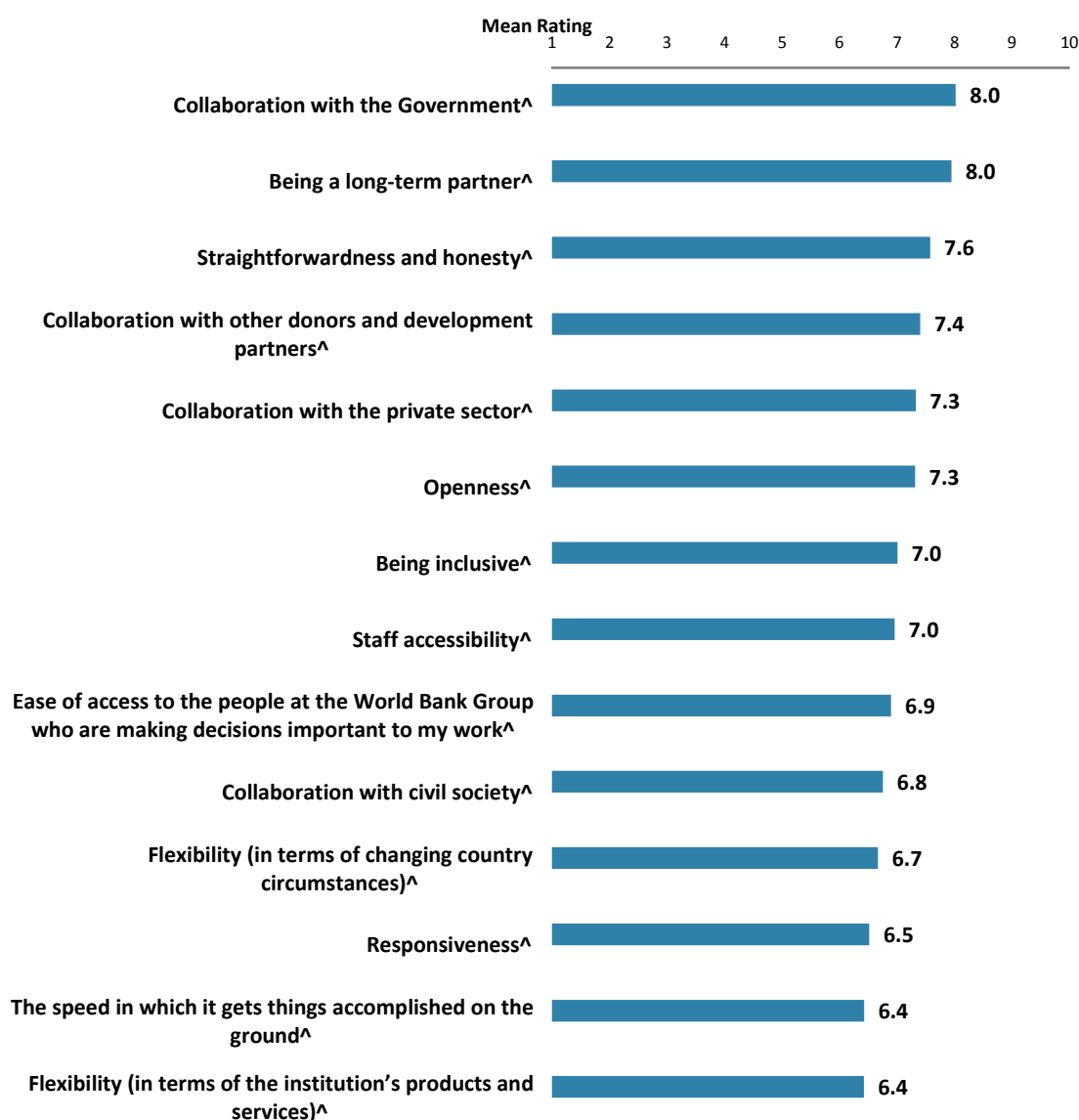


Collaboration between the World Bank and IFC



VII. How the World Bank Group Operates (continued)

The World Bank Group as an Effective Development Partner



"To what extent is the World Bank Group an effective development partner in Peru, in terms of each of the following?" (1-"To no degree at all", 10-"To a very significant degree")

^Indicator Question

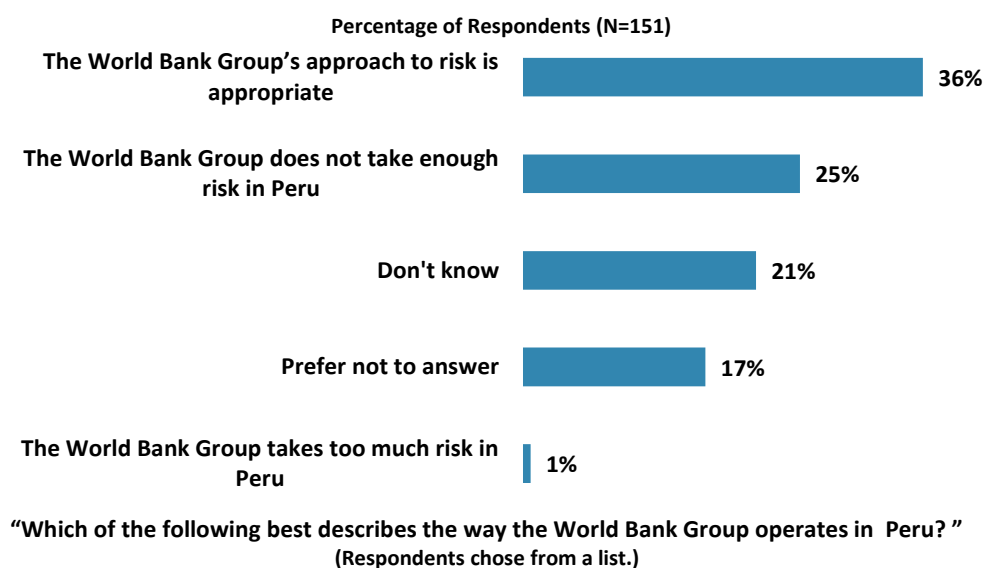
VII. How the World Bank Group Operates (continued)

The World Bank Group as an Effective Development Partner (continued)

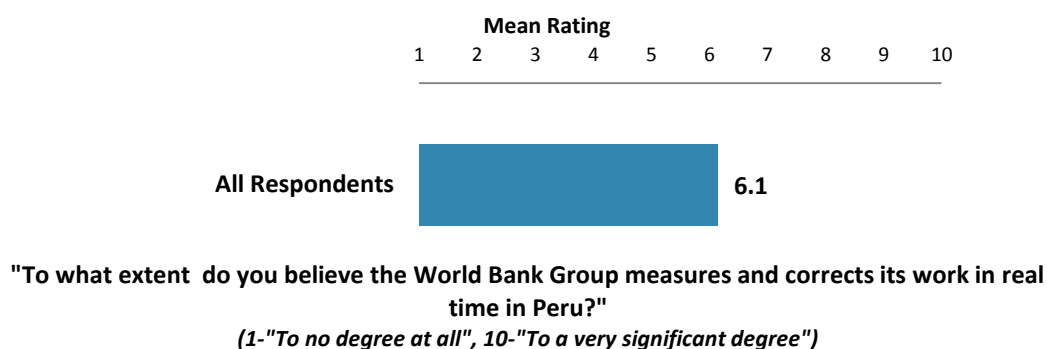
- Respondents in this year's country survey had significantly higher ratings for the WBG's collaboration with other donors and development partners as an effective development partner compared to respondents from the FY '03 country survey.
- There were significant stakeholder group differences in their ratings for two of WBG's qualities as an effective development partner. They are the WBG's "*collaboration with civil society*," and "*the speed in which it gets things accomplished on the ground*." For the most part, respondents from independent government institutions tended to give the highest ratings, whereas respondents from bilateral/ multilateral agencies tended to give significantly lower ratings (see Appendix B for details).
- Respondents across geographic locations had statistically similar ratings for all the qualities of the WBG as an effective development partner.
- There were significant stakeholder group differences in their ratings for many of these indicator qualities of the WBG as an effective development partner. Respondents who professionally collaborate/work with the WBG had significantly higher ratings than those who do not. These qualities include:
 - "*Flexibility (in terms of changing country circumstance;*"
 - "*Being inclusive;*"
 - "*Openness;*"
 - "*Staff accessibility;*"
 - "*Ease of access to the people at the World Bank Group who are making decisions important to my work;*"
 - "*Collaboration with civil society;*"
 - "*Collaboration with the private sector.*"

VII. How the World Bank Group Operates (continued)

The World Bank Group's Approach to Risk in Peru

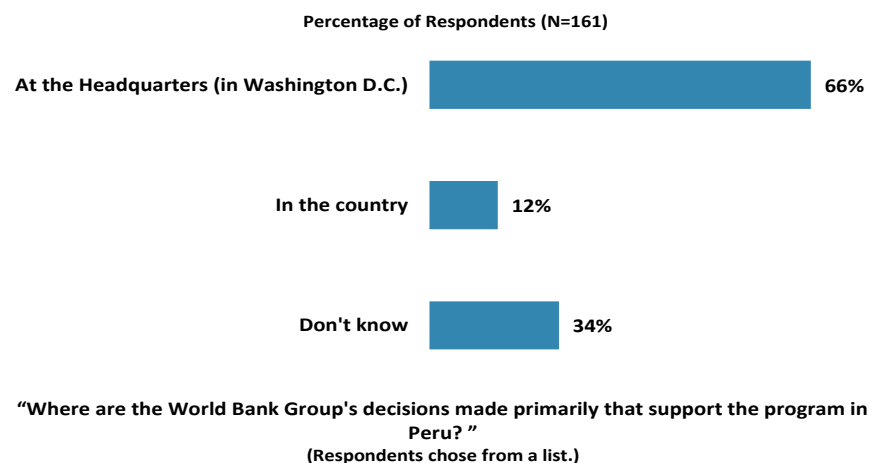


The World Bank Group's Internal Monitoring Mechanism

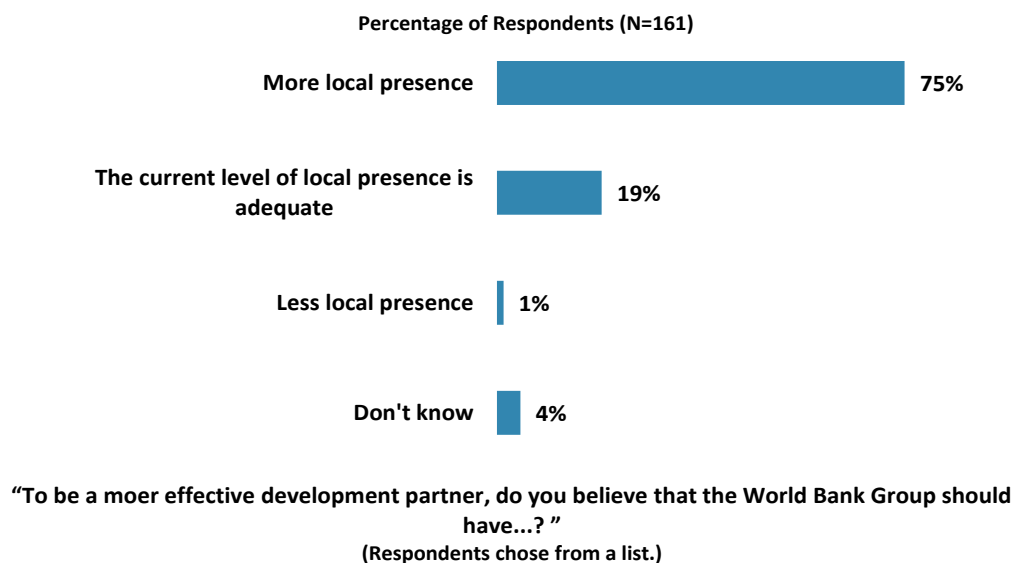


VII. How the World Bank Group Operates (continued)

Making Decisions about the WBG Program in Peru



The World Bank Group's Local Presence in Peru



VIII. World Bank Group's Knowledge and Instruments

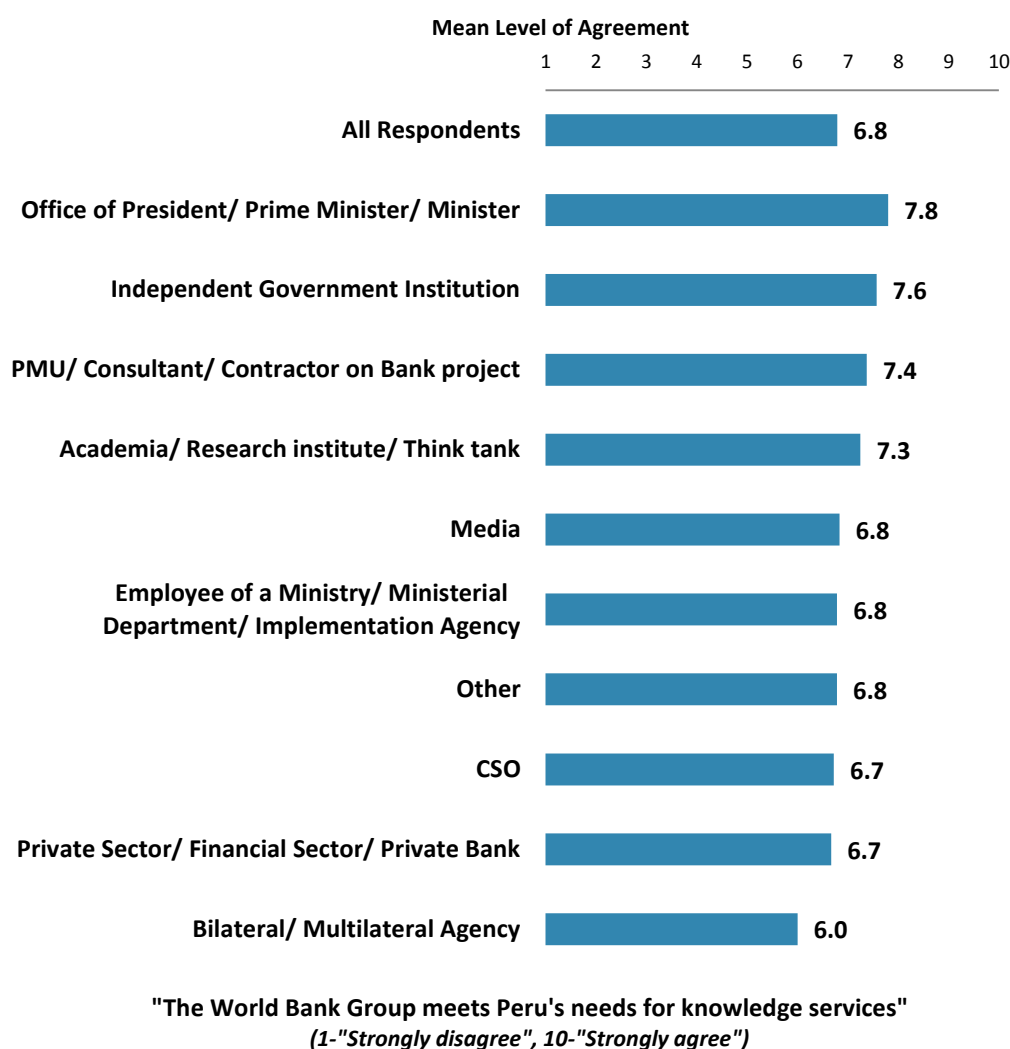
Frequency of Consulting World Bank Group's Knowledge Work and Activities



VIII. World Bank Group's Knowledge and Instruments (continued)

Meeting Peru's Knowledge Needs (*Indicator Question*)

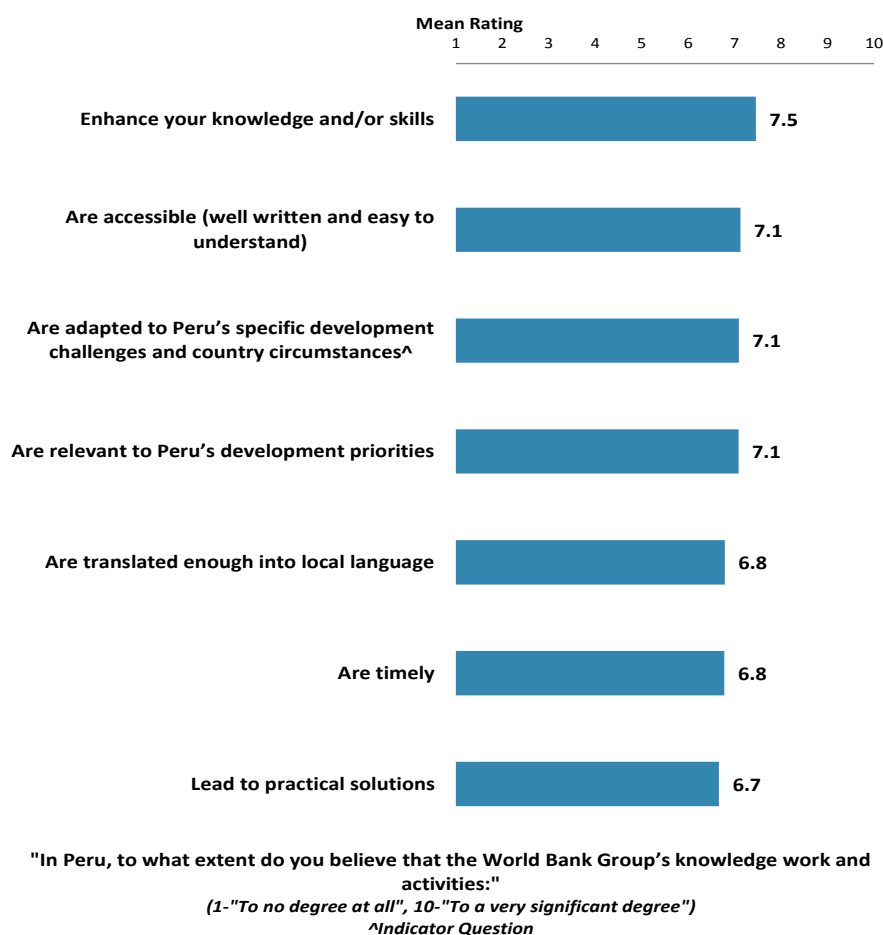
- Respondents across stakeholder groups and geographic locations had statistically similar ratings for the levels of agreement that the World Bank Group meets Peru's needs for knowledge services.
- Respondents who professionally collaborate/work with the WBG had significantly higher levels of agreement that the WBG meets Peru's needs for knowledge services compared to respondents who do not collaborate/work with the WBG.



VIII. World Bank Group's Knowledge and Instruments (continued)

Qualities of the WBG's Knowledge Work and Activities

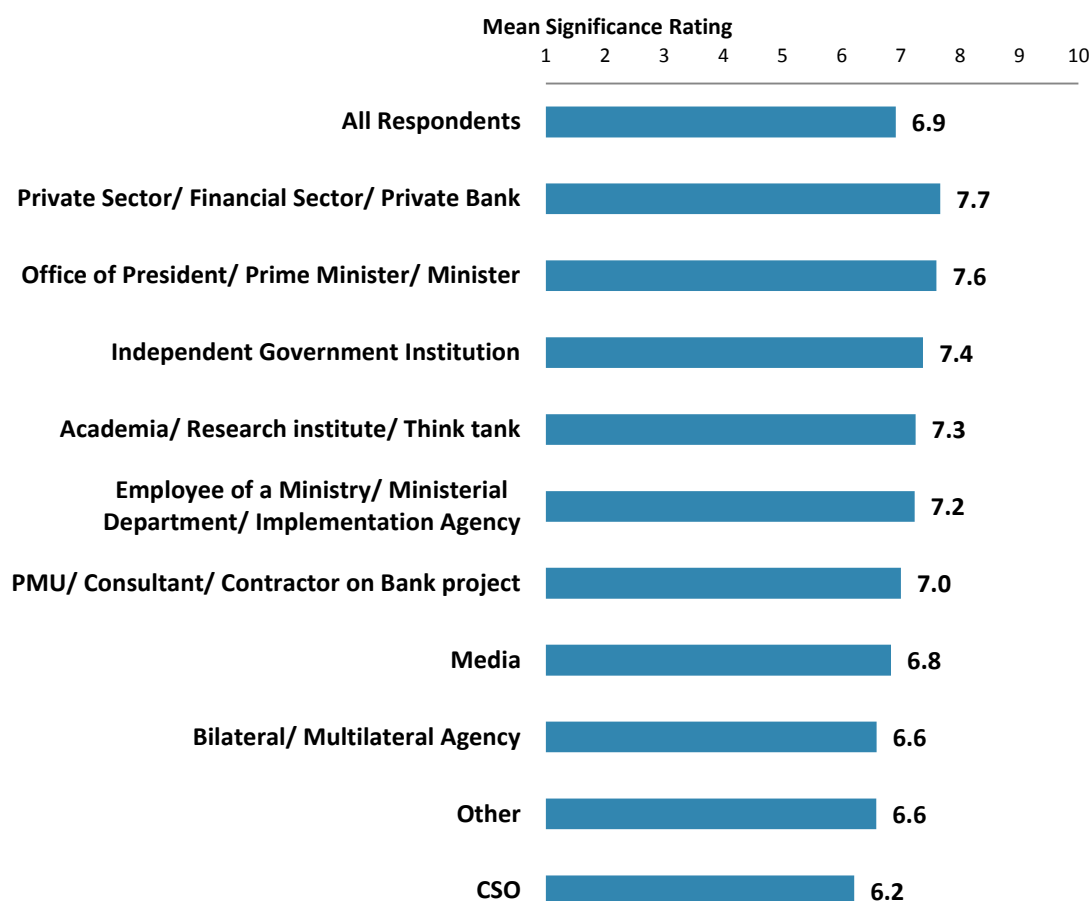
- Respondents across stakeholder groups and geographic locations had statistically similar ratings for all of the following qualities of the WBG's knowledge work and activities (including the indicator question).
- Respondents who professionally collaborate/work with the WBG had significantly higher ratings for the WBG's "*timeliness*" compared to respondents who do not professionally collaborate/work with the organization.



VIII. World Bank Group's Knowledge and Instruments (continued)

Contribution of the WBG's Knowledge Work and Activities (*Indicator Question*)

- Respondents across stakeholder groups and geographic locations had statistically similar ratings for the significance of the contribution that the WBG's knowledge work and activities make to development results in Peru.
- Respondents who do and do not professionally collaborate/work with the WBG had statistically similar ratings for the significance of the contribution that the WBG's knowledge work and activities make to development results in Peru.

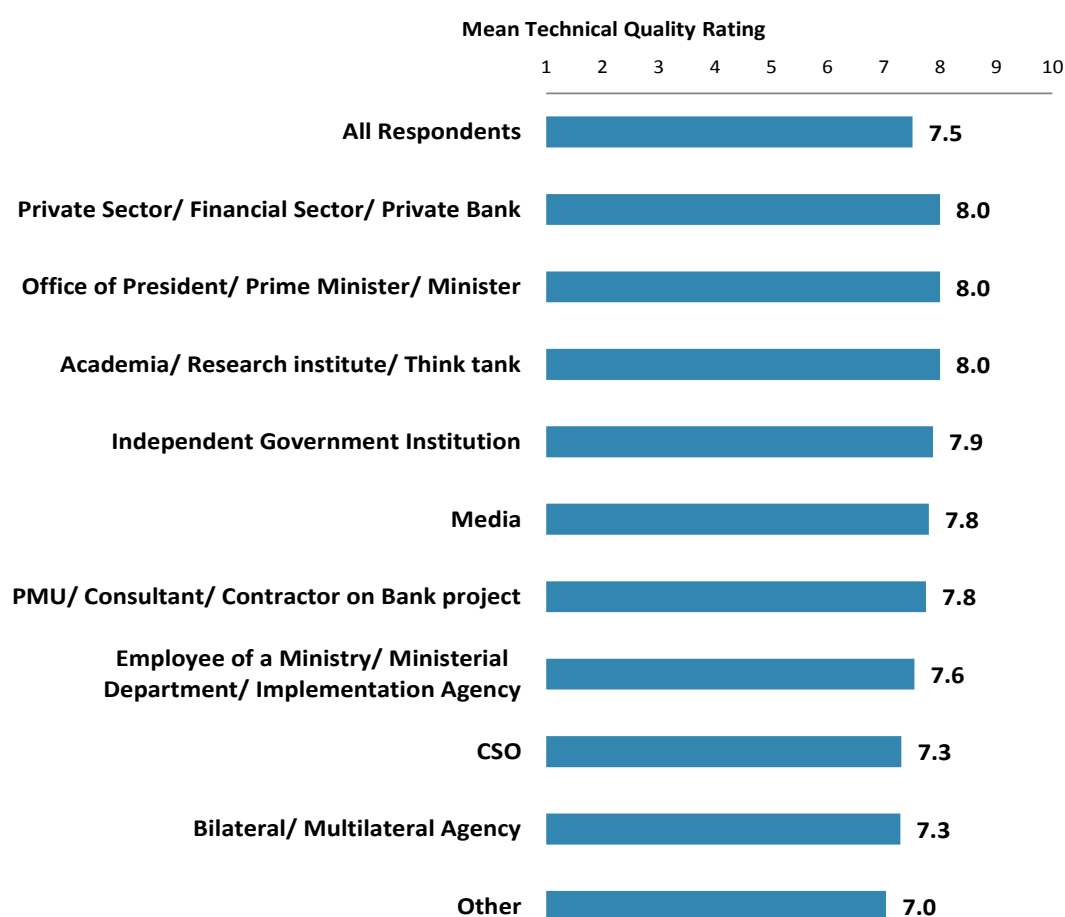


"Overall, how significant a contribution do you believe the World Bank Group's knowledge work and activities make to development results in your country?"
 (1-"Not significant at all", 10-"Very significant")

VIII. World Bank Group's Knowledge and Instruments (continued)

Technical Quality of the WBG's Knowledge Work and Activities (*Indicator Question*)

- Respondents across stakeholder groups gave statistically similar ratings for the technical quality of the WBG's knowledge work and activities.
- Respondents from the metropolitan Lima area had significantly higher ratings for the technical quality of the WBG's knowledge work and activities compared to respondents from outside of the metropolitan Lima area.
- Respondents who do and do not professionally collaborate/work with the WBG had statistically similar ratings for the technical quality of the WBG's knowledge work and activities.



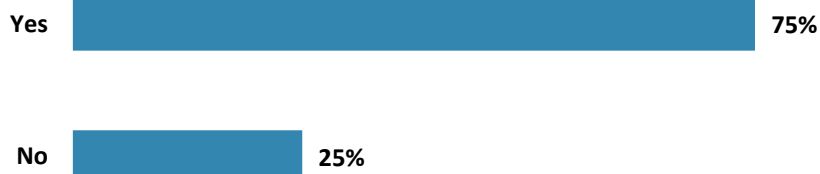
"Overall, how would you rate the technical quality of the World Bank Group's knowledge work and activities?"

(1-"Very low technical quality", 10-"Very high technical quality")

VIII. World Bank Group's Knowledge and Instruments (continued)

World Bank Group Reports

Percentage of Respondents (N=151)



"Have you read/consulted any World Bank Group Reports: [*Economic Mobility and the Rise of the Latin American Middle Class, Latin America And The Caribbean As Tailwinds Recede: In Search Of Higher Growth, Peru On The Threshold Of A New Era, Diagnostic Review Of Consumer Protection And Financial Literacy, World Development Report 2014: Managing Risk For Development, Lesson From The Hand Washing Initiative In Peru, Impact Evaluation, Economic Impact Of The Ica Earthquake On Water And Sanitation Services, Sanitation Market At The Bottom Of The Pyramid, Doing Business, and Is The Field Leveled For Peruvian Children?*]"

(Respondents chose from a list.)

Mean Rating

1 2 3 4 5 6 7 8 9 10

All respondents 7.5

"To what extent do you believe any Report raised substantive new information and insight that you were not aware of prior to reading?"

(1-"To no degree at all", 10-"To a very significant degree")

Mean Rating

1 2 3 4 5 6 7 8 9 10

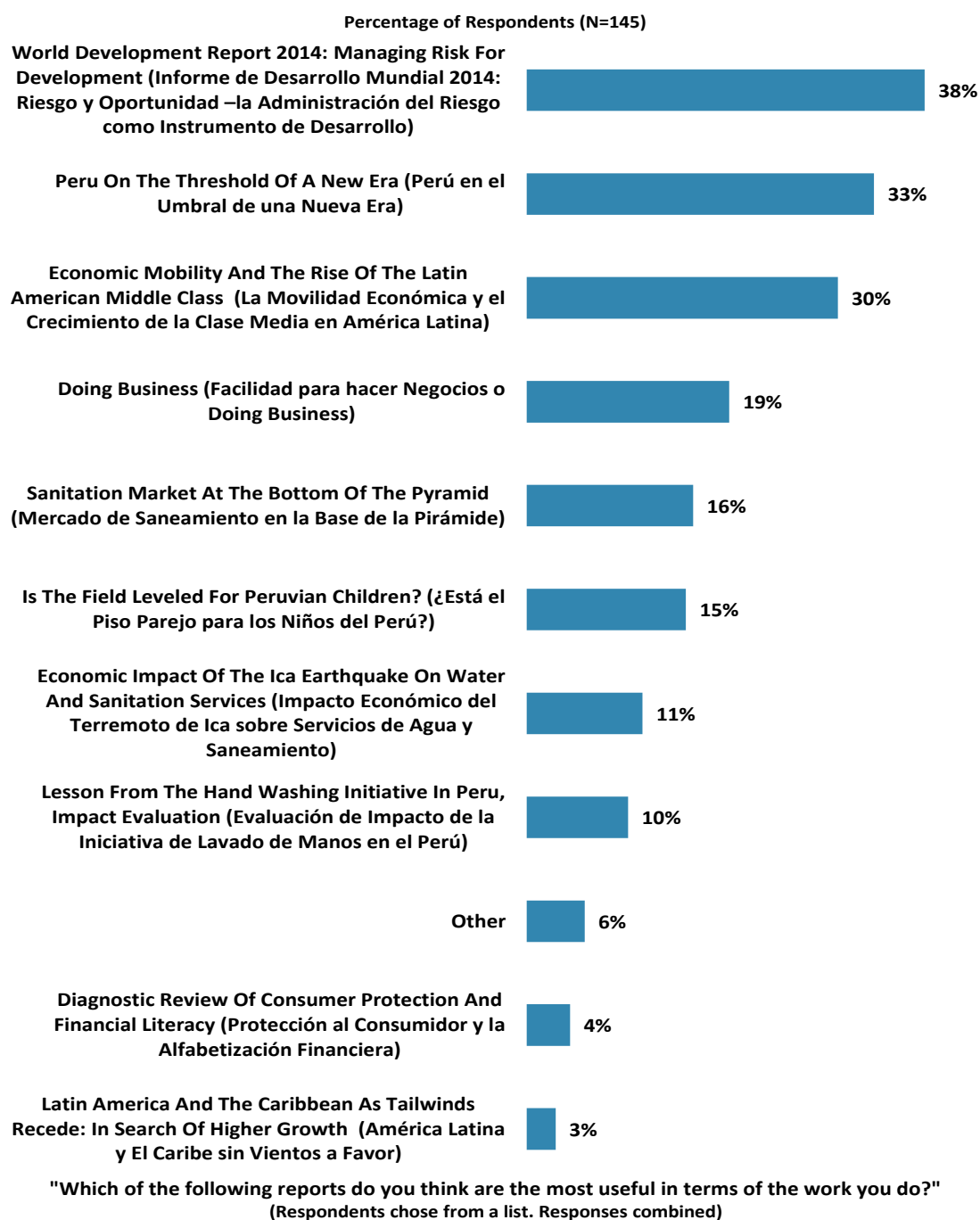
All respondents 7.6

"To what extent do you believe any Report provided you with useful information in terms of the work you do?"

(1-"To no degree at all", 10-"To a very significant degree")

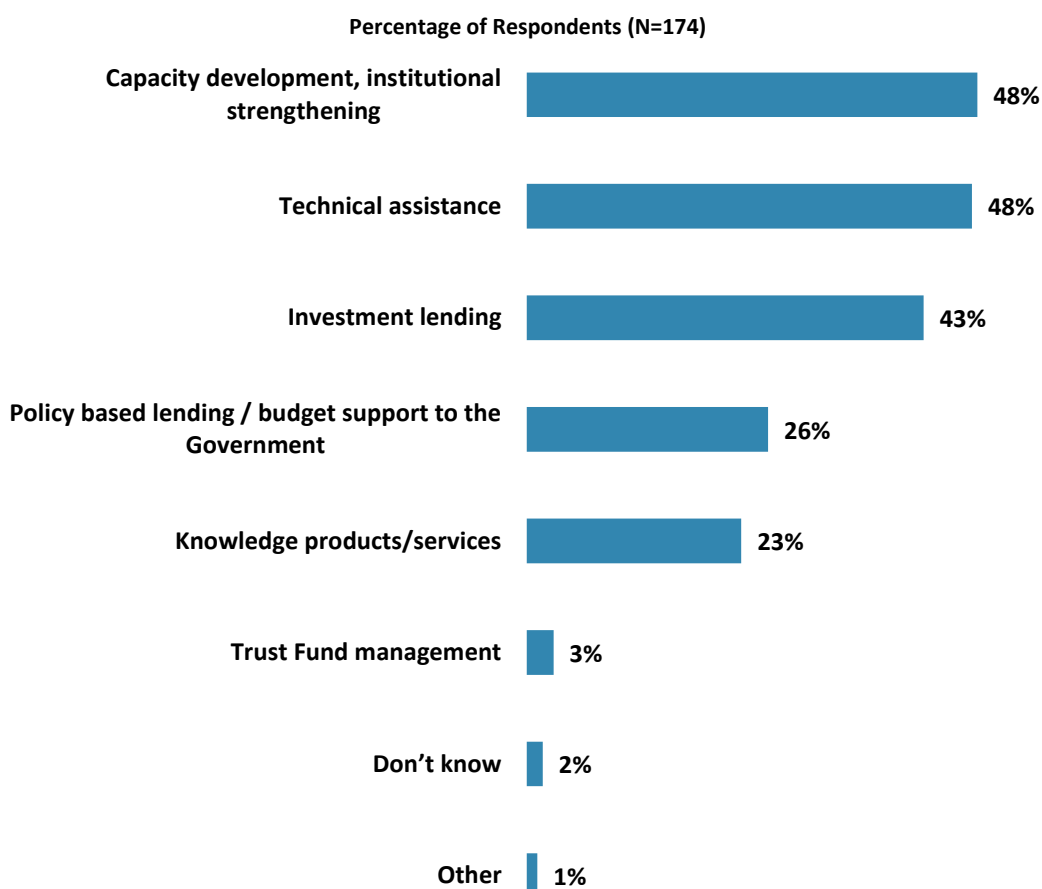
VIII. World Bank Group's Knowledge and Instruments (continued)

World Bank Group Reports (continued)



VIII. World Bank Group's Knowledge and Instruments (continued)

Most Effective Instruments in Reducing Poverty

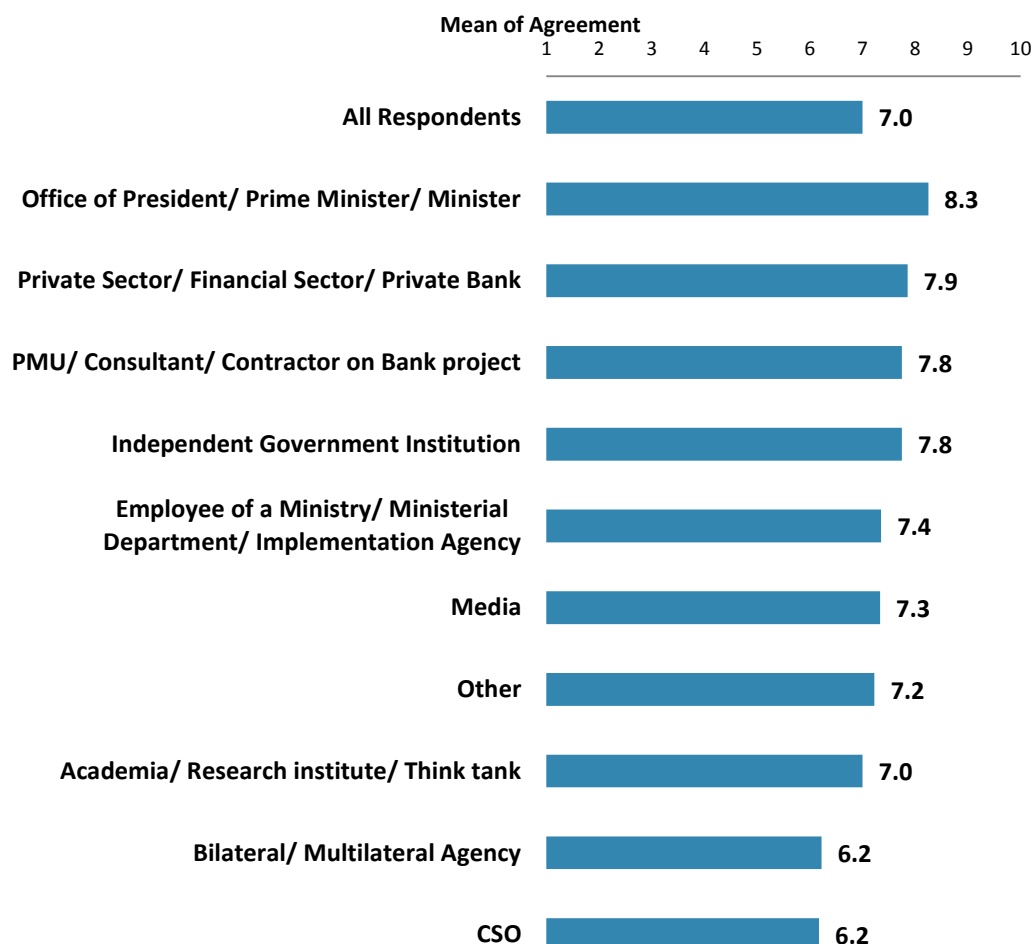


"Which World Bank Group instruments do you believe are the MOST effective in reducing poverty in Peru? (Choose no more than TWO)"
(Respondents chose from a list. Responses combined.)

VIII. World Bank Group's Knowledge and Instruments (continued)

Combination of World Bank Group Service

- Respondents from the Office of President/Prime Minister/Minister had the highest ratings for the extent the combination of the WBG's financial, knowledge, and convening services meets the national development needs of Peru, whereas respondents from bilateral/multilateral agencies and CSOs had significantly lower ratings.
- Respondents across geographic locations had statistically similar ratings for the extent the combination of the WBG's financial, knowledge, and convening services meets the national development needs of Peru.



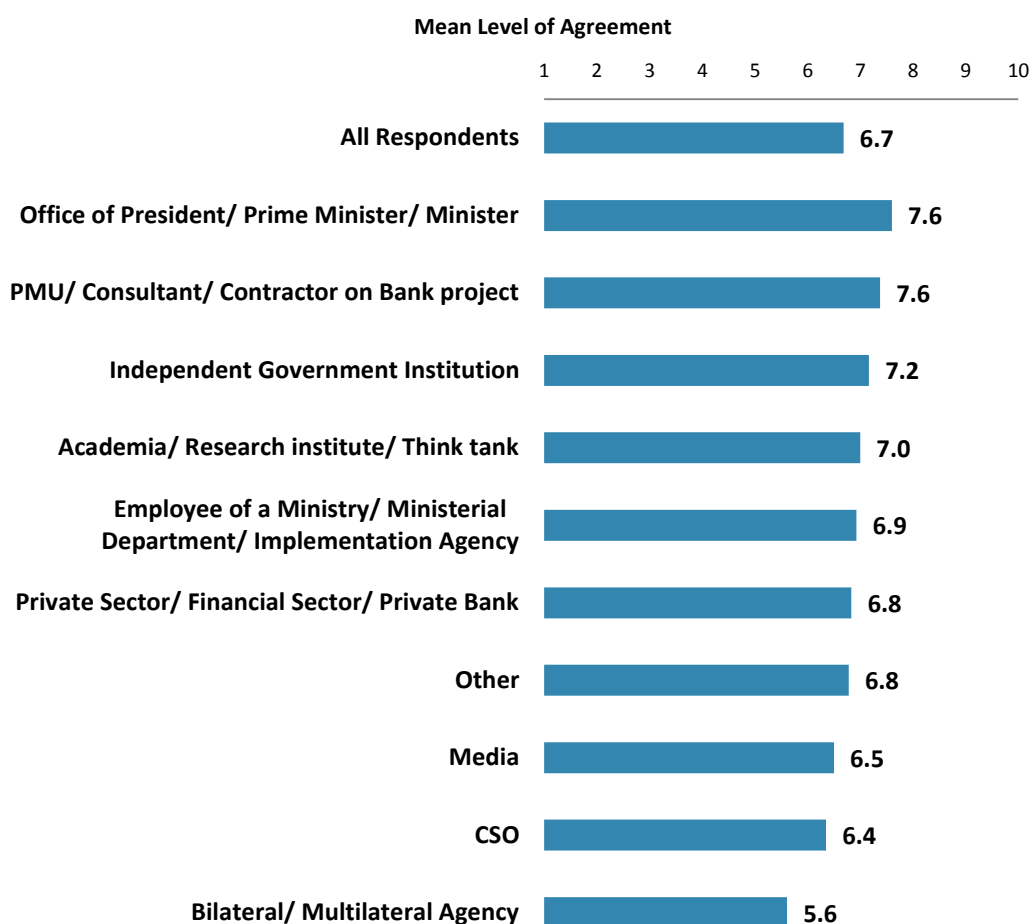
"When considering the national development needs in Peru, to what extent does the combination of financial, knowledge and convening services that the World Bank Group currently provides in Peru meet the national development needs of Peru?"

(1-"To no degree at all", 10-"To a very significant degree")

VIII. World Bank Group's Knowledge and Instruments (continued)

Meeting Peru's Needs for Financial Instruments (*Indicator Question*)

- Respondents across stakeholder groups and geographic locations had statistically similar levels of agreement that the World Bank Group's financial instruments meet Peru's needs.
- Respondents who do and do not professionally collaborate/work with the WBG had statistically similar levels of agreement that the World Bank Group's financial instruments meet Peru's needs.

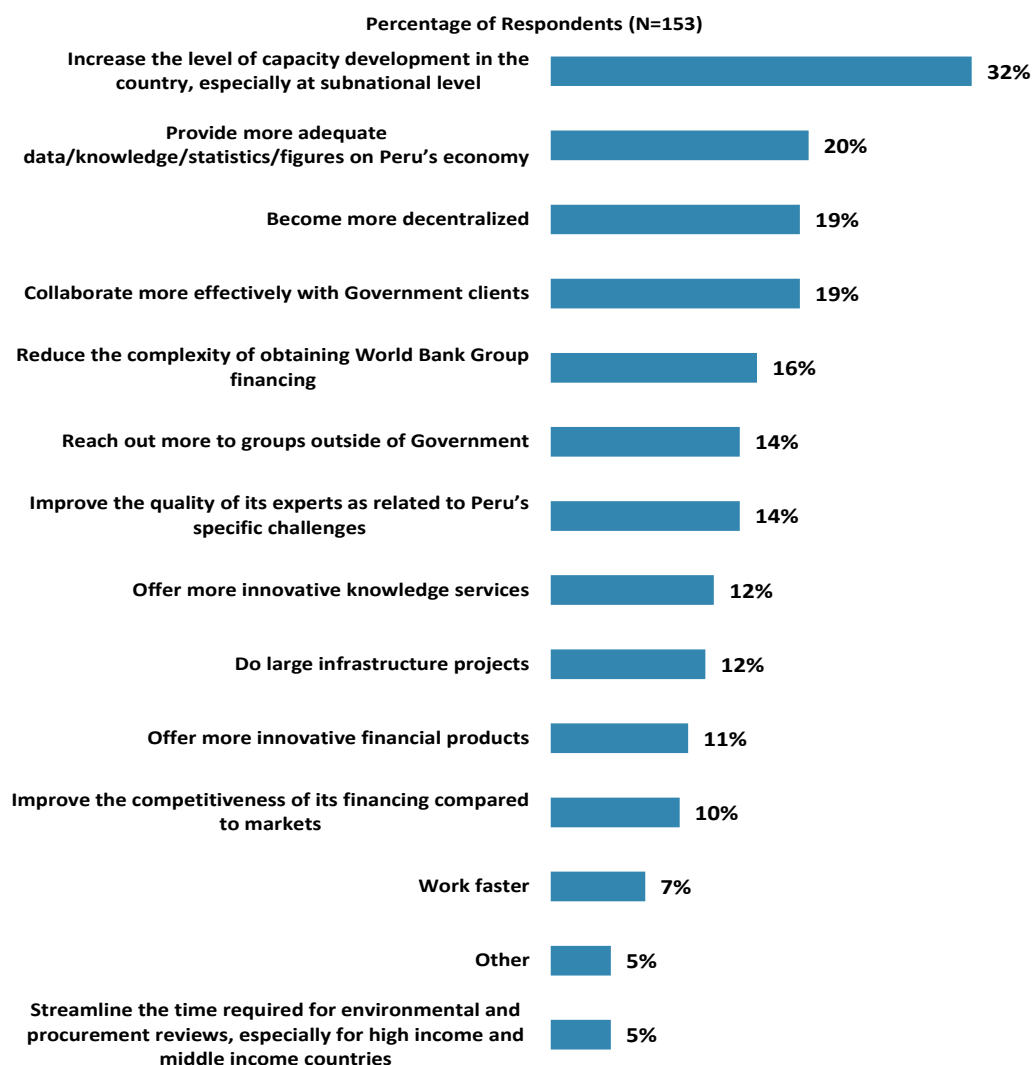


"The World Bank Group's financial instruments meet the needs of Peru."
 (1-"Strongly disagree", 10-"Strongly agree")

IX. The Future Role of the World Bank Group in Peru

Making the World Bank Group of Greater Value

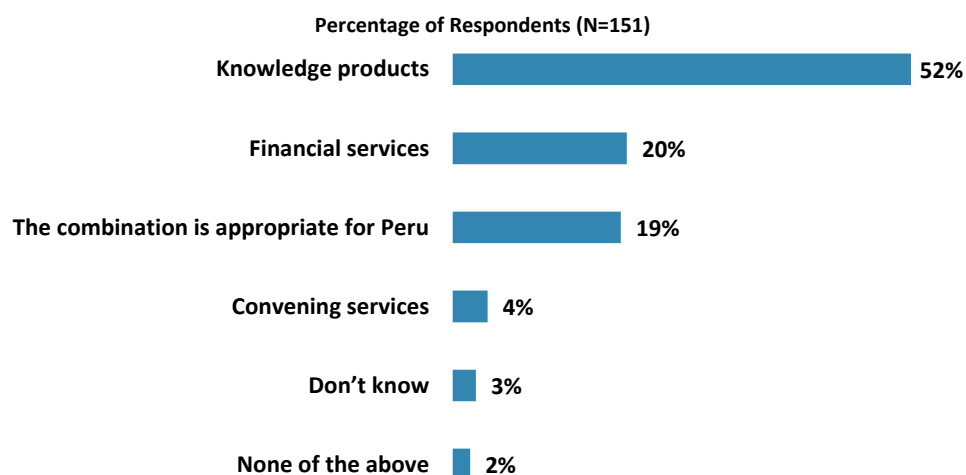
- Respondents from CSOs and academia/research institutes/think tanks were significantly more likely to indicate that the WBG should “*reach out more to groups outside of the Government.*”



"Which of the following SHOULD the World Bank Group do to make itself of greater value Peru?
(Choose no more than TWO)" (Respondents chose from a list. Responses combined.)


IX. The Future Role of the World Bank Group in Peru (continued)

World Bank Group's Services in Peru



"When considering the combination of services that the World Bank Group offers in Peru, and taking into account its limited level of resources, which ONE of the following do you believe the World Bank Group should offer more of in Peru?"
(Respondents chose from a list.)

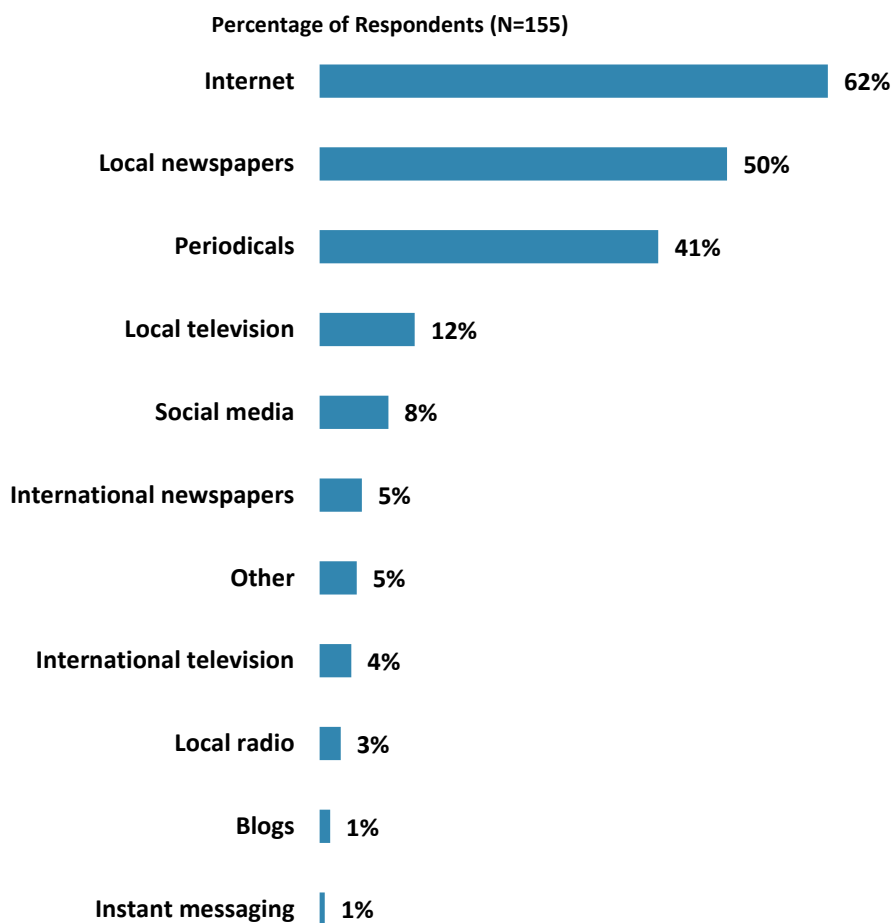
Future Role of International Development in Peru



"How significant a role do you believe that international development cooperation SHOULD play in Peru's development in the near future?"
(1-"Not a significant role at all", 10-"Very significant role")

X. Communication and Openness

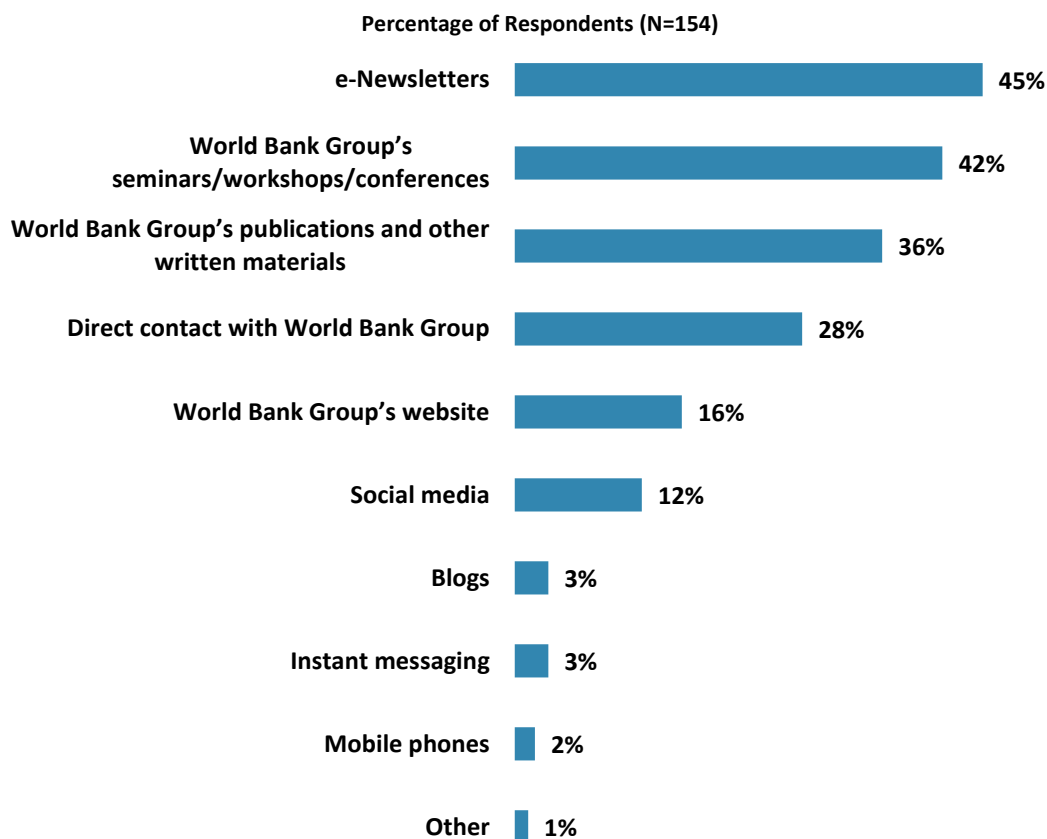
General Information Sources



"How do you get most of your information about economic and social development issues in Peru? (Choose no more than TWO)"
(Respondents chose from a list. Responses combined.)

X. Communication and Openness (continued)

Preferred Information Sources



"How would you prefer to receive information from the World Bank Group?
(Choose no more than TWO)"
(Respondents chose from a list. Responses combined.)

X. Communication and Openness (continued)

Access to Information

Percentage of Respondents (N=152)



"Are you aware of the World Bank Group's Access to Information Policy under which the Bank will now disclose any information in its possession that is not on a list of exceptions?"

Website Usage

- Respondents from the metropolitan Lima area were significantly more likely to indicate they use/have used the WBG website compared to respondents from outside the metropolitan Lima area.

Percentage of Respondents (N=153)



"Do you use/have you used the World Bank Group website?"

Evaluation of WBG's Social Media Channels

Mean Level of Agreement
1 2 3 4 5 6 7 8 9 10

The World Bank Group's social media channels are valuable sources of information about the institution

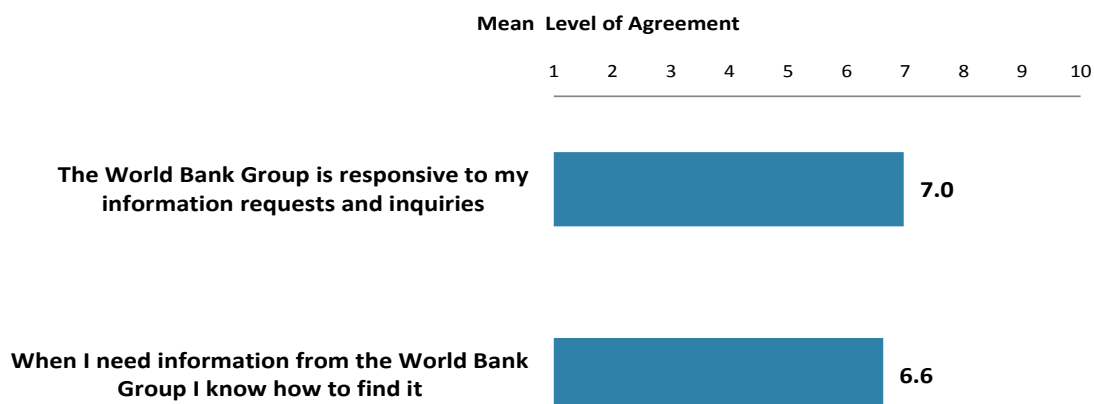


"Please rate how much you agree with the following statements"
(1-"Strongly disagree", 10-"Strongly agree")

X. Communication and Openness (continued)

Information Sharing

- Respondents from academia/research institutes/think tanks had the highest levels of agreement that “*the World Bank Group is responsive to my information requests and inquiries,*” whereas respondents from the media had significantly *lower* levels of agreement.
- Respondents from the metropolitan Lima area had significantly higher levels of agreement that “*when I need information from the WBG I know how to find it*” compared to respondents from outside the metropolitan Lima area.



"Please rate how much you agree with the following statements"
(1-"Strongly disagree", 10-"Strongly agree")

XI. Appendices

A. Responses to All Questions across All Respondents	60
B. Responses to All Questions by Stakeholder Groups	78
C. Responses to All Questions by Geographic Location	101
D. Responses to All Questions by Year.....	117
E. Responses to All Questions by Levels of Collaboration.....	118
F. Indicator Questions as a Function of Exposure to the WBG	135
G. Indicator Questions by Stakeholder Groups.....	136
H. WBG Country Opinion Survey FY 14 – Peru Questionnaire	137

Peru



Appendix A: Responses to All Questions across All Respondents (N=197)

All rating scale questions are presented with the total number of respondents that provided a rating (N), the number of respondents who indicated that they "Don't know" (DK), the mean rating across all respondents (Mean), and the standard deviation of this mean (SD). Indicator questions are noted with an asterisk (*).

A. General Issues Facing Peru

1. In general would you say that Peru is headed in ... ?	Percentage of Respondents (N=189)
The right direction	81.0%
The wrong direction	9.5%
Not sure	9.5%

2. Listed below are a number of development priorities in Peru. Please identify which of the following you consider the most important development priorities in Peru? (Choose no more than THREE)	Percentage of Respondents (Responses Combined; N=191)
Education	65.4%
Public sector governance/ reform	37.2%
Water and sanitation	17.3%
Transport	16.8%
Anti-corruption	16.2%
Economic growth	15.7%
Poverty reduction	14.1%
Crime and violence	13.6%
Health	12.6%
Equality of opportunity	12.0%
Social protection	9.4%
Environmental sustainability	7.9%
Natural resource management	7.9%
Rural development	6.8%
Job creation/employment	6.8%
Law and justice	5.8%
Climate change	4.7%
Domestic private sector development	3.7%
Foreign direct investment	3.1%
Agricultural development	3.1%
Disaster management	3.1%
Urban development	2.6%
Gender equity	2.6%
Financial markets	2.1%
Food security	1.6%
Information and communications technology	1.6%
Regulatory framework	1.0%
Global/regional integration	0.5%
Energy	0.5%
Communicable/non-communicable diseases	0.5%
Trade and exports	0.0%

A. General Issues Facing Peru (continued)

3. Poverty reduction is a broad term that encompasses work in many different areas. Which THREE areas of development listed below do you believe would contribute most to reducing poverty in Peru? (Choose no more than THREE)	Percentage of Respondents (Responses Combined; N=189)
Education	63.0%
Water and sanitation	32.8%
Rural development	31.2%
Economic growth	25.9%
Job creation/employment	23.8%
Equality of opportunity	20.1%
Health	19.0%
Public sector governance/ reform	12.7%
Anti corruption	12.2%
Social protection	9.5%
Transport	9.0%
Gender equity	4.8%
Food security	4.8%
Domestic private sector development	4.2%
Natural resource management	3.7%
Law and justice	3.7%
Agricultural development	3.2%
Foreign direct investment	2.6%
Climate change	2.1%
Crime and violence	2.1%
Financial markets	2.1%
Environmental sustainability	1.6%
Urban development	1.1%
Disaster management	1.1%
Information and communications technology	1.1%
Regulatory framework	0.5%
Global/regional integration	0.5%
Communicable/non-communicable diseases	0.0%
Energy	0.0%
Trade and exports	0.0%

A. General Issues Facing Peru (continued)

4. Economic growth can be driven by a number of factors. Which THREE areas below do you believe would contribute most to generating economic growth in Peru? (Choose no more than THREE)	Percentage of Respondents (Responses Combined; N=184)
Education	31.0%
Public sector governance/ reform	27.2%
Domestic private sector development	26.1%
Transport	24.5%
Trade and exports	23.4%
Natural resource management	22.3%
Foreign direct investment	20.7%
Job creation/employment	16.3%
Energy	14.1%
Anti corruption	12.5%
Global/regional integration	12.0%
Rural development	10.9%
Equality of opportunity	7.1%
Law and justice	7.1%
Environmental sustainability	6.0%
Information and communications technology	5.4%
Financial markets	4.9%
Agricultural development	4.3%
Regulatory framework	3.8%
Health	3.3%
Climate change	2.7%
Food security	2.2%
Urban development	2.2%
Water and sanitation	2.2%
Disaster management	2.2%
Crime and violence	1.6%
Social protection	1.1%
Gender equity	0.5%
Communicable/non-communicable diseases	0.5%

A. General Issues Facing Peru (continued)

5. When thinking about the idea of “shared prosperity” in your country, which of the following TWO best illustrate how this would be achieved in Peru? (Choose no more than TWO)	Percentage of Respondents (Responses Combined; N=181)
Education and training that better ensure job opportunity	56.9%
Consistent economic growth	29.3%
Better opportunity for the poor who live in rural areas	20.4%
Better quality public services	17.1%
Better entrepreneurial opportunities	16.0%
Greater access to health and nutrition for citizens	12.7%
Greater equity of fiscal policy	11.6%
A growing middle class	7.2%
Greater voice and participation for citizens to help ensure greater accountability	6.6%
Better employment opportunities for young people	6.6%
Greater access to micro-finance for the poor	4.4%
Better employment opportunities for women	3.9%
More reliable social safety net	3.3%
Better opportunity for the poor who live in urban areas	2.8%
Other	0.6%

B. Overall Attitudes toward the World Bank Group

How familiar are you with the work of these organizations in Peru? (1-Not familiar at all, 10-Extremely familiar)	N	DK	Mean	SD
1. World Bank	183	0	7.34	1.91
2. Inter-American Development Bank	181	0	7.02	2.17
3. Andean Development Bank	180	0	5.52	2.50

Overall, please rate your impression of the effectiveness of these organizations in Peru. (1-Not effective at all, 10-Extremely effective)	N	DK	Mean	SD
4. World Bank*	170	12	7.31	1.58
5. Inter-American Development Bank	163	16	7.23	1.69
6. Andean Development Bank	127	48	6.37	2.01

Staff Preparedness*	N	DK	Mean	SD
7. To what extent do you believe the World Bank Group's staff is well prepared (e.g., skills and knowledge) to help solve Peru's most complicated development challenges? (1-To no degree at all, 10-To a very significant degree)	169	13	7.62	1.55

B. Overall Attitudes toward the World Bank Group (continued)

8. When thinking about how the World Bank Group can have the most impact on development results in Peru, in which sectoral areas do you believe the World Bank Group should focus most of its resources (financial and knowledge services) in Peru? (Choose no more than THREE)	Percentage of Respondents (Responses Combined; N=183)
Education	55.2%
Public sector governance/ reform	41.0%
Poverty reduction	25.1%
Water and sanitation	21.9%
Health	17.5%
Rural development	16.4%
Transport	13.7%
Economic growth	11.5%
Anti corruption	8.2%
Equality of opportunity	8.2%
Climate change	7.1%
Environmental sustainability	6.6%
Law and justice	6.6%
Job creation/employment	6.0%
Domestic private sector development	4.9%
Disaster management	4.9%
Social protection	4.9%
Trade and exports	4.9%
Information and communications technology	4.9%
Natural resource management	4.4%
Crime and violence	4.4%
Financial markets	3.8%
Agricultural development	3.3%
Energy	2.2%
Urban development	2.2%
Foreign direct investment	1.6%
Food security	1.6%
Gender equity	1.6%
Global/regional integration	1.1%
Regulatory framework	0.5%
Communicable/non-communicable diseases	0.5%

9. When thinking about the World Bank Group's role, which activity do you believe is of greatest VALUE and which activity is of second greatest value in Peru?	Percentage of Respondents (N=180)		
	Greatest Value	2nd Greatest Value	Combined
Policy advice, studies, analyses	18.3%	27.9%	46.3%
Capacity development, institutional strengthening	26.7%	17.3%	44.0%
Financial resources	22.2%	18.4%	40.7%
Technical assistance	18.9%	20.1%	39.0%
Convening/Facilitating	3.9%	6.1%	10.0%
Linkage to non-Bank expertise	2.2%	3.9%	6.1%
Mobilizing third party financial resources	2.2%	3.4%	5.6%
Data	3.3%	1.1%	4.5%
Other	2.2%	0.6%	2.8%
Donor coordination	0.0%	1.1%	1.1%

B. Overall Attitudes toward the World Bank Group (continued)

How effectively do the World Bank Group's activities below support Peru's efforts to achieve development results? (1-Not effective at all, 10-Very effective)	Effectiveness			
	N	DK	Mean	SD
10. Convening/Facilitating	151	19	6.91	1.89
11. Data	157	11	7.32	1.57
12. Policy advice, studies, analyses	168	7	7.68	1.43
13. Financial resources	163	12	7.56	1.93
14. Technical assistance	165	8	7.70	1.68
15. Mobilizing third party financial resources	138	32	6.80	1.93
16. Donor coordination	137	32	6.75	2.02
17. Linkage to non-Bank expertise	131	39	7.09	1.83

The World Bank Group can provide capacity building support in a number of ways in Peru. To which degree would Peru benefit, if capacity building were to support...? (1-To no degree at all, 10-To a very significant degree)	Degree			
	N	DK	Mean	SD
18. Groups outside of government to help them more effectively engage and participate in development efforts	164	6	7.40	1.86
19. The public sector, related to implementation of specific development projects on the ground	164	5	8.41	1.40
20. The public sector, related to changing institutions	166	4	8.32	1.30
21. The private sector, related to institutional and policy change	164	5	7.44	1.77

How EFFECTIVE do you believe the World Bank Group is in terms of the capacity building work it does in each of the following areas in Peru? (1-Not effective at all, 10-Very effective)	Effectiveness			
	N	DK	Mean	SD
22. Project implementation (or other organizational strengthening)	139	32	7.63	1.40
23. Citizen engagement (incorporating citizens' voices into development)	82	88	6.90	1.89
24. Policy design (for clarity and better incentives to achieve development goals)	130	43	7.58	1.40

When thinking about how to improve capacity building in Peru to help ensure better development results, looking forward, how IMPORTANT is it for the World Bank Group to be involved in the following aspects of capacity building? (1-Not important at all, 10-Very important)	Effectiveness			
	N	DK	Mean	SD
25. Project implementation (or other organizational strengthening)	157	14	8.05	1.71
26. Citizen engagement (incorporating citizens' voices into development)	129	43	8.02	1.62
27. Policy design (for clarity and better incentives to achieve development goals)	149	24	8.52	1.34

B. Overall Attitudes toward the World Bank Group (continued)

28. Which of the following do you identify as the World Bank Group's greatest WEAKNESSES in its work in Peru? (Choose no more than TWO)	Percentage of Respondents (Responses Combined; N=176)
Not enough public disclosure of its work	29.5%
Not adequately sensitive to political/social realities in Peru	22.7%
World Bank Group's processes too complex	14.2%
Too bureaucratic in its operational policies and procedures	13.6%
Staff too centralized in Washington D.C.	12.5%
World Bank Group's processes too slow	11.4%
Imposing technocratic solutions without regard to political realities	10.8%
Not enough decentralized authority	10.8%
Arrogant in its approach	9.1%
Not willing to honestly criticize policies and reform efforts in the country	8.5%
Not aligned with country priorities	8.0%
Too influenced by developed countries	6.8%
Not enough staff capacity in country offices	6.3%
Not collaborating enough with non-state actors	5.7%
Not exploring alternative policy options	5.7%
Don't know	4.0%
Other	4.0%
Not client focused	4.0%
Not aligned with other donors' work	2.3%
The credibility of its knowledge/data	1.1%

29. Which World Bank Group's instruments do you believe are the MOST effective in reducing poverty in Peru? (Choose no more than TWO)	Percentage of Respondents (Responses Combined; N=174)
Capacity development, institutional strengthening	48.3%
Technical assistance	47.7%
Investment lending	42.5%
Policy based lending / budget support to the Government	25.9%
Knowledge products/services	23.0%
Trust Fund management	2.9%
Don't know	1.7%
Other	1.1%

B. Overall Attitudes toward the World Bank Group (continued)

To what extent do you agree with the following statements about the World Bank Group's work in Peru? (1-Strongly disagree, 10-Strongly agree)	Level of Agreement			
	N	DK	Mean	SD
30. Overall the World Bank Group currently plays a relevant role in development in Peru*	165	7	6.76	1.84
31. The World Bank Group's work is aligned with what I consider the development priorities for Peru*	164	8	6.87	1.63
32. The World Bank Group supports Peru's efforts to reduce social exclusion	158	14	7.28	1.56
33. The World Bank Group supports programs and strategies that are realistic for Peru	162	8	7.09	1.53
34. The World Bank Group treats clients and stakeholders in Peru with respect	152	19	7.56	1.84
35. The World Bank Group is an organization that does not represent a particular ideological perspective in Peru	154	17	7.03	2.61
36. The World Bank Group is an organization that is not overly influenced by any particular country	147	23	6.31	2.63
37. The World Bank Group respects the positions, views and demands of the government of Peru	156	14	7.48	1.87
38. The World Bank Group listens and takes into account your views	155	16	7.05	1.98

Combination of services	N	DK	Mean	SD
39. When considering the national development needs in Peru, to what extent does the combination of financial, knowledge and convening services that the World Bank Group currently provides in Peru meet the national development needs of Peru? (1-To no degree at all, 10-To a very significant degree)	163	8	7.00	1.53

To what extent is the World Bank Group an effective development partner in Peru, in terms of each of the following? (1-To no degree at all, 10-To a very significant degree)	Degree			
	N	DK	Mean	SD
40. Responsiveness*	137	20	6.52	1.59
41. Flexibility (in terms of the institution's products and services)*	139	18	6.42	1.72
42. Flexibility (in terms of changing country circumstances)*	139	19	6.67	1.69
43. Being inclusive*	145	13	7.01	1.54
44. Openness*	147	11	7.31	1.62
45. Staff accessibility*	144	15	6.96	1.79
46. Straightforwardness and honesty*	144	13	7.58	1.75
47. Ease of access to the people at the World Bank Group who are making decisions important to my work*	135	25	6.90	2.01
48. Collaboration with civil society*	123	37	6.76	1.94
49. Collaboration with the Government*	149	11	8.02	1.32
50. Collaboration with other donors and development partners*	115	44	7.40	1.58
51. Collaboration with the private sector*	113	47	7.33	1.61
52. The speed in which it gets things accomplished on the ground*	126	30	6.43	1.84
53. Being a long-term partner*	134	23	7.95	1.62

B. Overall Attitudes toward the World Bank Group (continued)

54. To be a more effective development partner in Peru, do you believe that the World Bank Group should have...? (Select only ONE response)	Percentage of Respondents (N=161)
More local presence	75.2%
The current level of local presence is adequate	19.3%
Less local presence	1.2%
Don't know	4.3%

55. When World Bank Group assisted reform efforts fail or are slow to take place, which of the following would you attribute this to? (Choose no more than TWO)	Percentage of Respondents (Responses Combined; N=159)
There is not an adequate level of citizen/civil society participation	30.2%
The World Bank Group is not sensitive enough to political/social realities on the ground	29.6%
Political pressures and obstacles	29.6%
Lack of/inadequate levels of capacity in Government	21.4%
Reforms are not well thought out in light of country challenges	20.1%
The Government works inefficiently	13.2%
The World Bank Group works too slowly	13.2%
The World Bank Group does not do adequate follow through/follow-up	10.7%
Poor donor coordination	8.2%
Other	6.3%

C. World Bank Group's Effectiveness and Results

1. In your opinion, how IMPORTANT is it for the World Bank Group to be involved in the following areas of development in Peru? (1-Not important at all, 10-Very important)	Effectiveness			
	N	DK	Mean	SD
1. Anti corruption	153	6	8.46	1.69
2. Information and communications technology	146	7	7.99	1.64
3. Transport	147	8	8.12	1.67
4. Crime and violence	146	9	7.51	1.96
5. Law and justice	149	8	7.90	1.86
6. Urban development	142	10	7.66	1.88
7. Environmental sustainability	150	7	8.40	1.55
8. Regulatory framework	143	8	7.44	1.73
9. Communicable/non-communicable diseases	137	14	7.26	1.84
10. Poverty reduction	157	4	8.88	1.39
11. Gender equity	143	10	7.81	1.77
12. Domestic private sector development	142	12	7.35	1.94
13. Foreign direct investment	142	11	7.39	2.18
14. Water and sanitation	152	5	8.82	1.31
15. Trade and exports	141	11	7.42	1.98
16. Economic growth	144	12	8.45	1.68
17. Energy	142	13	8.20	1.67
18. Disaster management	141	11	8.28	1.74
19. Public sector governance/ reform	153	5	8.97	1.25
20. Job creation/employment	144	11	7.92	1.89
21. Financial markets	145	10	7.63	1.86
22. Equality of opportunity	148	5	8.23	1.74
23. Health	150	8	8.56	1.52
24. Rural development	153	5	8.72	1.40
25. Global/regional integration	145	9	7.52	2.07
26. Food security	145	8	8.04	1.82
27. Education	151	7	9.05	1.40
28. Social protection	143	11	7.99	1.77
29. Climate change	143	12	8.31	1.53
30. Agricultural development	145	10	8.29	1.55
31. Natural resource management	146	12	7.99	2.07

C. World Bank Group's Effectiveness and Results (continued)

2. How EFFECTIVE do you believe the World Bank Group is in terms of the work it does in the following areas of development in Peru? (1-Not effective at all, 10-Very effective)	Effectiveness			
	N	DK	Mean	SD
1. Anti corruption	71	86	5.73	2.43
2. Information and communications technology	75	78	6.76	1.78
3. Transport	93	61	7.08	1.70
4. Crime and violence	57	97	5.54	2.37
5. Law and justice	72	82	6.08	2.05
6. Urban development	74	78	6.74	1.92
7. Environmental sustainability	87	67	7.03	1.80
8. Regulatory framework	78	76	6.60	2.00
9. Communicable/non-communicable diseases	67	85	6.39	2.07
10. Poverty reduction	125	28	7.48	1.93
11. Gender equity	91	60	7.13	2.01
12. Domestic private sector development	77	75	6.81	2.12
13. Foreign direct investment	73	77	6.84	1.86
14. Water and sanitation	114	40	7.81	1.62
15. Trade and exports	66	84	6.80	1.96
16. Economic growth	95	56	7.52	1.74
17. Energy	76	73	7.37	1.64
18. Disaster management	80	71	7.24	1.96
19. Public sector governance/ reform	111	42	7.46	1.99
20. Job creation/employment	77	75	6.68	2.06
21. Financial markets	76	74	7.07	1.66
22. Equality of opportunity	88	63	7.18	1.93
23. Health	97	55	7.42	1.74
24. Rural development	100	52	7.40	1.69
25. Global/regional integration	72	79	6.97	1.80
26. Food security	77	73	6.82	1.88
27. Education	103	48	7.35	2.04
28. Social protection	73	78	6.77	2.11
29. Climate change	87	64	6.85	1.90
30. Agricultural development	84	67	7.12	1.94
31. Natural resource management	76	77	6.79	2.08

C. World Bank Group's Effectiveness and Results (continued)

3. Where are the World Bank Group's decisions made primarily that support the program in Peru? (Select only ONE response)	Percentage of Respondents (N=161)
At the Headquarters (in Washington D.C.)	65.8%
In the country	11.8%
Don't know	22.4%

Achieving Development Results*	N	DK	Mean	SD
4. To what extent does the World Bank Group's work help to achieve development results in Peru?* (1-To no degree at all, 10-To a very significant degree)	148	10	6.72	1.46

To what extent do you agree with the following statements about the World Bank Group in Peru? (1-Strongly disagree, 10-Strongly agree)	N	DK	Mean	SD
5. The World Bank Group's financial instruments meet the needs of Peru*	146	14	6.68	1.58
6. The World Bank Group meets Peru's needs for knowledge services*	147	12	6.79	1.64

Internal Evaluation Mechanisms	N	DK	Mean	SD
7. To what extent do you believe the World Bank Group measures and corrects its work in real time in Peru? (1-To no degree at all, 10-To a very significant degree)	127	34	6.14	1.61

D. The World Bank Group's Knowledge Work and Activities (i.e., Analysis, Studies, Research, Data, Reports, Conferences)

1. How frequently do you consult World Bank Group's knowledge work and activities in the work you do?	Percentage of Respondents (N=156)
Weekly	7.1%
Monthly	22.4%
A few times a year	45.5%
Rarely	17.9%
Never	7.1%

In Peru, to what extent do you believe that the World Bank Group's knowledge work and activities: (1-To no degree at all, 10-To a very significant degree)	Degree			
	N	DK	Mean	SD
2. Are timely	136	16	6.78	1.61
3. Are relevant to Peru's development priorities	140	13	7.09	1.58
4. Lead to practical solutions	134	18	6.66	1.71
5. Are accessible (well written and easy to understand)	142	10	7.13	1.57
6. Enhance your knowledge and/or skills	146	8	7.46	1.68
7. Are translated enough into local language	133	20	6.79	1.99
8. Are adapted to Peru's specific development challenges and country circumstances*	140	15	7.09	1.62

Overall Evaluations	N	DK	Mean	SD
9. Overall, how significant a contribution do you believe the World Bank Group's knowledge work and activities make to development results in your country?* (1-Not significant at all, 10-Very significant)	147	10	6.91	1.50
10. Overall, how would you rate the technical quality of the World Bank Group's knowledge work and activities?* (1-Very low technical quality, 10-Very high technical quality)	145	10	7.51	1.29

D. The World Bank Group's Knowledge Work and Activities (i.e., Analysis, Studies, Research, Data, Reports, Conferences)

11. Have you read/consulted any World Bank Group Reports: [Economic Mobility and the Rise of the Latin American Middle Class, Latin America And The Caribbean As Tailwinds Recede: In Search Of Higher Growth, Peru On The Threshold Of A New Era, Diagnostic Review Of Consumer Protection And Financial Literacy, World Development Report 2014: Managing Risk For Development, Lesson From The Hand Washing Initiative In Peru, Impact Evaluation, Economic Impact Of The Ica Earthquake On Water And Sanitation Services, Sanitation Market At The Bottom Of The Pyramid, Doing Business, and Is The Field Levelled For Peruvian Children]?	Percentage of Respondents (N=151)
Yes	74.8%
No	25.2%

Value of World Bank Group Reports	N	DK	Mean	SD
12. To what extent do you believe any Report raised substantive new information and insight that you were not aware of prior to reading?*(1-To no degree at all, 10-To a very significant degree)	118	32	7.49	1.41
13. To what extent do you believe any Report provided you with useful information in terms of the work you do?*(1-To no degree at all, 10-To a very significant degree)	117	32	7.56	1.53

14. Which of the following report do you think are the most useful in terms of the work you do? (Choose no more than TWO)	Percentage of Respondents (Responses Combined; N=145)
World Development Report 2014: Managing Risk For Development (Informe de Desarrollo Mundial 2014: Riesgo y Oportunidad –la Administración del Riesgo como Instrumento de Desarrollo)	37.9%
Peru On The Threshold Of A New Era (Perú en el Umbral de una Nueva Era)	33.1%
Economic Mobility And The Rise Of The Latin American Middle Class (La Movilidad Económica y el Crecimiento de la Clase Media en América Latina)	29.7%
Doing Business (Facilidad para hacer Negocios o Doing Business)	19.3%
Sanitation Market At The Bottom Of The Pyramid (Mercado de Saneamiento en la Base de la Pirámide)	15.9%
Is The Field Levelled For Peruvian Children? (¿Está el Piso Parejo para los Niños del Perú?)	15.2%
Economic Impact Of The Ica Earthquake On Water And Sanitation Services (Impacto Económico del Terremoto de Ica sobre Servicios de Agua y Saneamiento)	11.0%
Lesson From The Hand Washing Initiative In Peru, Impact Evaluation (Evaluación de Impacto de la Iniciativa de Lavado de Manos en el Perú)	9.7%
Other	5.5%
Diagnostic Review Of Consumer Protection And Financial Literacy (Protección al Consumidor y la Alfabetización Financiera)	4.1%
Latin America And The Caribbean As Tailwinds Recede: In Search Of Higher Growth (América Latina y El Caribe sin Vientos a Favor)	2.8%

E. Working with the World Bank Group

To what extent does each of the following aspects of the World Bank Group's technical assistance/advisory work contribute to solving Peru's development challenges? (1-To no degree at all, 10-To a very significant degree)	Level of Agreement			
	N	DK	Mean	SD
1. Conceptualization (understanding and framing the problem)	137	16	7.24	1.56
2. Design (appraising and planning the solutions)	138	14	7.29	1.46
3. Implementation (Executing, carrying out, monitoring, and making appropriate adjustments)	136	15	7.13	1.54
4. Evaluation (assessing the impact and results)	137	15	7.42	1.56

To what extent do you agree/disagree with the following statements? (1-Strongly disagree, 10-Strongly agree)	Level of Agreement			
	N	DK	Mean	SD
5. The World Bank Group disburses funds promptly	105	44	6.10	1.90
6. The World Bank Group effectively monitors and evaluates the projects and programs it supports	127	23	7.13	1.53
7. The World Bank Group's approvals and reviews are done in a timely fashion	111	38	6.69	1.62
8. The World Bank Group's "Safeguard Policy" requirements are reasonable	104	45	6.92	1.72
9. The World Bank Group's conditions on its lending are reasonable	103	48	6.95	1.76
10. The World Bank Group takes decisions quickly in Peru*	113	36	6.17	1.63
11. Working with the World Bank Group increases Peru's institutional capacity	131	18	7.33	1.82
12. The World Bank Group ensures consistency and continuity through staff changes	103	45	6.59	2.00
13. Where country systems are adequate, the World Bank Group makes appropriate use of them*	85	63	7.00	1.76
14. The World Bank Group provides effective implementation support	127	22	7.09	1.68

15. Which of the following best describes the way the World Bank Group operates in Peru? (Select only one response)	Percentage of Respondents (N=151)
The World Bank Group takes too much risk in Peru	0.7%
The World Bank Group does not take enough risk in Peru	25.2%
The World Bank Group's approach to risk is appropriate	36.4%
Don't know	21.2%
Prefer not to answer	16.6%

F. Recent Trends and the Future Role of the World Bank Group in Peru

World Bank Group Moving in the Right Direction	N	DK	Mean	SD
1. In the last three years, to what extent do you believe that the World Bank Group has moved in the right direction in terms of the focus of its work in Peru? (1-To no degree at all, 10-To a very significant degree)	133	20	6.92	1.59

Role of International Development Cooperation	N	DK	Mean	SD
2. How significant a role do you believe that international development cooperation (e.g., range of donors and partners) SHOULD play in Peru's development in the near future? (1-Not a significant role at all, 10-Very significant role)	152	2	8.10	1.59

3. Which of the following SHOULD the World Bank Group do to make itself of greater value in Peru? (Choose no more than TWO)	Percentage of Respondents (Responses Combined; N=153)
Increase the level of capacity development in the country, especially at subnational level	32.0%
Provide more adequate data/knowledge/statistics/figures on Peru's economy	19.6%
Become more decentralized	19.0%
Collaborate more effectively with Government clients	19.0%
Reduce the complexity of obtaining World Bank Group financing	15.7%
Reach out more to groups outside of Government	14.4%
Improve the quality of its experts as related to Peru's specific challenges	14.4%
Offer more innovative knowledge services	12.4%
Do large infrastructure projects	11.8%
Offer more innovative financial products	10.5%
Improve the competitiveness of its financing compared to markets	9.8%
Work faster	7.2%
Other	4.6%
Streamline the time required for environmental and procurement reviews, especially for high income and middle income countries (i.e. no more than four months)	4.6%
Ensure greater selectivity in its work	0.0%
Increase availability of Fee-Based services	0.0%

4. When considering the combination of services that the World Bank Group offers in Peru, and taking into account its limited level of resources, which ONE of the following do you believe the World Bank Group should offer more of in Peru? (Select only ONE response)	Percentage of Respondents (N=151)
Knowledge products	52.3%
Financial services	19.9%
The combination is appropriate for Peru	19.2%
Convening services	4.0%
Don't know	2.6%
None of the above	2.0%

G. Communication and Information Sharing

1. How do you get most of your information about economic and social development issues in Peru? (Choose no more than TWO)	Percentage of Respondents (Responses Combined; N=155)
Internet	61.9%
Local newspapers	49.7%
Periodicals	41.3%
Local television	11.6%
Social media	8.4%
International newspapers	5.2%
Other	4.5%
International television	3.9%
Local radio	2.6%
Blogs	1.3%
Instant messaging	0.6%
International radio	0.0%
Mobile phones	0.0%

2. How would you prefer to receive information from the World Bank Group? (Choose no more than TWO)	Percentage of Respondents (Responses Combined; N=154)
e-Newsletters	45.5%
World Bank Group's seminars/workshops/conferences	41.6%
World Bank Group's publications and other written materials	35.7%
Direct contact with World Bank Group	27.9%
World Bank Group's website	16.2%
Social media	12.3%
Blogs	3.2%
Instant messaging	3.2%
Mobile phones	1.9%
Other	1.3%

3. Are you aware of the World Bank Group's Access to Information Policy under which the Bank will now disclose any information in its possession that is not on a list of exceptions?	Percentage of Respondents (N=152)
Yes	41.4%
No	58.6%

4. Do you use/have used the World Bank Group's website?	Percentage of Respondents (N=153)
Yes	78.4%
No	21.6%

Please rate how much you agree with the following statements. (1-Strongly disagree, 10-Strongly agree)	Level of Agreement			
	N	DK	Mean	SD
5. When I need information from the World Bank Group I know how to find it	143	7	6.63	2.19
6. The World Bank Group's social media channels are valuable sources of information about the institution	101	45	6.71	1.86
7. The World Bank Group is responsive to my information requests and inquiries	108	40	6.98	2.06

H. Background Information

1. Which of the following best describes your current position? (Please mark only ONE response)	Percentage of Respondents (N=154)
Employee of a Ministry, Ministerial Department or Implementation Agency	29.2%
Other	14.3%
NGO	10.4%
Bilateral Agency	6.5%
Multilateral Agency	5.2%
Independent Government Institution	5.2%
Academia/Research Institute/Think Tank	5.2%
Private Sector Organization	4.5%
Project Management Unit (PMU) overseeing implementation of project	3.9%
Media	3.9%
Private Foundation	3.2%
Office of Minister	2.6%
Local Government Office or Staff	2.6%
Consultant/Contractor working on World Bank supported project/program	1.3%
Office of the President, Prime Minister	.6%
Financial Sector/Private Bank	.6%
Judiciary Branch	.6%

2. Please identify the primary specialization of your work. (Please mark only ONE response)	Percentage of Respondents (N=153)
Other	18.3%
Water and sanitation	15.7%
Public sector governance/public financial management/anti corruption	11.8%
Education	8.5%
Natural resource management/environmental sustainability	6.5%
Climate change/disaster management	4.6%
Generalist	4.6%
Health/Communicable/non-communicable diseases	3.9%
Transport	3.9%
Financial markets/banking	3.3%
Law and justice/regulatory framework	3.3%
Private sector development/foreign direct investment	3.3%
Agriculture/rural development/food security	2.6%
Energy	2.0%
Social protection	2.0%
Urban development	2.0%
Gender equity/equality of opportunity	1.3%
Information and communications technology	1.3%
Job creation/employment	1.3%

3. Currently, do you professionally collaborate/work with the World Bank Group in your country?	Percentage of Respondents (N=151)
Yes	37.7%
No	62.3%

H. Background Information (continued)

4. Which of the following agencies of the World Bank Group do you work with in Peru? (Select all that apply)	Percentage of Respondents (Responses Combined; N=144)
The World Bank (IBRD/IDA)	50.0%
The International Finance Corporation (IFC)	18.8%
The Multilateral Investment Guarantee Agency (MIGA)	3.5%
None	42.4%

5. Do your projects involve both the World Bank and IFC?	Percentage of Respondents (N=145)
Yes	31.0%
No	69.0%

6. If yes, what was your view on the two institutions working together in Peru? (Select only ONE response)	Percentage of Respondents (N=43)
Working well together	44.2%
Collaborating but needs improvement	46.5%
In conflict	0.0%
Other	0.0%
Don't know	9.3%

7. Which of the following describes most of your exposure to the World Bank Group in Peru? (Choose no more than TWO)	Percentage of Respondents (Responses Combined; N=149)
Use World Bank Group reports/data	51.7%
Engage in World Bank Group related/sponsored events/activities	44.3%
Use World Bank Group website for information, data, research, etc.	31.5%
Collaborate as part of my professional duties	26.8%
Observer (i.e., follow in media, discuss in informal conversations, etc.)	13.4%

8. Which best represents your geographic location?	Percentage of Respondents (N=153)
Metropolitan Lima Area	77.8%
Outside of Metropolitan Lima Area	22.2%

Appendix B: Responses to All Questions by Stakeholder Groups

A. General Issues facing Peru

In general, would you say that Peru is headed in...?

Percentage of Respondents	Office of President/ Prime Minister/ Minister	Employee of Ministry/ Ministerial Dep/ Implementation Agency	PMU/Consultant/ Contractor on Bank project	Bilateral/ Multilateral Agency	Private Sector/ Financial Sector/ Private Bank	CSO	Media	Independent Government Institution	Academia/ Research Institute/ Think Tank	Other
The right direction	100.0%	88.6%	100.0%	61.1%	87.5%	66.7%	100.0%	87.5%	62.5%	80.0%
The wrong direction	0.0%	4.5%	0.0%	16.7%	12.5%	16.7%	0.0%	0.0%	12.5%	8.0%
Not sure	0.0%	6.8%	0.0%	22.2%	0.0%	16.7%	0.0%	12.5%	25.0%	12.0%

Listed below are a number of development priorities in Peru. Please identify which of the following you consider the most important development priorities in Peru?

Percentage of Respondents (Responses combined)	Office of President/ Prime Minister/ Minister	Employee of Ministry/ Ministerial Dep/ Implementation Agency	PMU/Consultant/ Contractor on Bank project	Bilateral/ Multilateral Agency	Private Sector/ Financial Sector/ Private Bank	CSO	Media	Independent Government Institution	Academia/ Research Institute/ Think Tank	Other
Social protection	0.0%	15.6%	12.5%	5.6%	0.0%	0.0%	33.3%	0.0%	12.5%	7.4%
Transport	0.0%	17.8%	37.5%	11.1%	25.0%	11.1%	16.7%	0.0%	12.5%	22.2%
Public sector governance/ reform	40.0%	35.6%	75.0%	50.0%	37.5%	38.9%	50.0%	12.5%	62.5%	29.6%
Global/regional integration	0.0%	2.2%	0.0%	0.0%	0.0%	0.0%	0.0%	0.0%	0.0%	0.0%
Gender equity	0.0%	4.4%	0.0%	0.0%	0.0%	0.0%	0.0%	0.0%	0.0%	0.0%
Domestic private sector development	0.0%	4.4%	0.0%	5.6%	12.5%	0.0%	0.0%	0.0%	0.0%	3.7%
Foreign direct investment	0.0%	6.7%	0.0%	5.6%	0.0%	5.6%	16.7%	0.0%	0.0%	0.0%
Water and sanitation	0.0%	8.9%	12.5%	27.8%	25.0%	22.2%	16.7%	12.5%	12.5%	22.2%
Anti-corruption	20.0%	13.3%	0.0%	5.6%	37.5%	27.8%	16.7%	12.5%	12.5%	22.2%
Job creation/employment	0.0%	8.9%	12.5%	5.6%	0.0%	5.6%	0.0%	12.5%	0.0%	3.7%
Rural development	0.0%	8.9%	25.0%	16.7%	0.0%	0.0%	0.0%	12.5%	12.5%	0.0%
Financial markets	0.0%	4.4%	0.0%	5.6%	0.0%	0.0%	0.0%	12.5%	0.0%	0.0%
Urban development	0.0%	2.2%	12.5%	0.0%	12.5%	0.0%	0.0%	0.0%	0.0%	0.0%
Environmental sustainability	0.0%	4.4%	0.0%	5.6%	0.0%	16.7%	0.0%	25.0%	25.0%	7.4%
Equality of opportunity*	0.0%	17.8%	0.0%	11.1%	0.0%	44.4%	0.0%	0.0%	0.0%	7.4%
Health	40.0%	6.7%	12.5%	16.7%	0.0%	5.6%	0.0%	12.5%	0.0%	14.8%
Education	80.0%	53.3%	50.0%	66.7%	62.5%	66.7%	83.3%	50.0%	75.0%	70.4%
Poverty reduction	40.0%	13.3%	0.0%	5.6%	0.0%	16.7%	16.7%	25.0%	0.0%	14.8%
Energy	0.0%	0.0%	0.0%	0.0%	0.0%	0.0%	0.0%	0.0%	0.0%	3.7%
Food security	0.0%	4.4%	0.0%	0.0%	0.0%	0.0%	0.0%	0.0%	0.0%	3.7%
Climate change	0.0%	4.4%	0.0%	5.6%	12.5%	11.1%	0.0%	0.0%	0.0%	7.4%
Agricultural development	20.0%	4.4%	0.0%	0.0%	0.0%	5.6%	0.0%	0.0%	0.0%	3.7%
Trade and exports	0.0%	0.0%	0.0%	0.0%	0.0%	0.0%	0.0%	0.0%	0.0%	0.0%
Crime and violence	0.0%	4.4%	0.0%	11.1%	37.5%	11.1%	33.3%	37.5%	25.0%	14.8%
Economic growth	20.0%	31.1%	12.5%	16.7%	12.5%	0.0%	0.0%	25.0%	25.0%	14.8%
Law and justice	0.0%	4.4%	12.5%	11.1%	12.5%	0.0%	16.7%	12.5%	12.5%	3.7%
Regulatory framework*	20.0%	0.0%	0.0%	0.0%	0.0%	0.0%	0.0%	12.5%	0.0%	0.0%
Communicable/non-communicable diseases*	0.0%	0.0%	12.5%	0.0%	0.0%	0.0%	0.0%	0.0%	0.0%	0.0%
Natural resource management	20.0%	6.7%	0.0%	5.6%	12.5%	5.6%	0.0%	12.5%	12.5%	14.8%
Disaster management	0.0%	4.4%	12.5%	0.0%	0.0%	5.6%	0.0%	0.0%	0.0%	3.7%
Information and communications technology	0.0%	6.7%	0.0%	0.0%	0.0%	0.0%	0.0%	0.0%	0.0%	0.0%

*Significantly different between stakeholder groups

A. General Issues facing Peru (continued)

Poverty reduction is a broad term that encompasses work in many different areas. Which THREE areas of development listed below do you believe would contribute most to reducing poverty in Peru? (Choose no more than THREE)

Percentage of Respondents (Responses combined)	Office of President/ Prime Minister/ Minister	Employee of Ministry/ Ministerial Dep/ Implementation Agency	PMU/Consultant/ Contractor on Bank project	Bilateral/ Multilateral Agency	Private Sector/ Financial Sector/ Private Bank	CSO	Media	Independent Government Institution	Academia/ Research Institute/ Think Tank	Other
Water and sanitation	40.0%	26.7%	25.0%	33.3%	50.0%	40.0%	0.0%	37.5%	37.5%	44.4%
Equality of opportunity	0.0%	20.0%	25.0%	16.7%	25.0%	30.0%	33.3%	0.0%	25.0%	29.6%
Economic growth	40.0%	31.1%	25.0%	22.2%	12.5%	10.0%	50.0%	25.0%	12.5%	33.3%
Climate change	0.0%	2.2%	0.0%	5.6%	0.0%	10.0%	0.0%	0.0%	0.0%	0.0%
Global/regional integration	0.0%	0.0%	0.0%	0.0%	0.0%	0.0%	0.0%	0.0%	0.0%	3.7%
Gender equity	0.0%	4.4%	0.0%	11.1%	12.5%	0.0%	0.0%	0.0%	12.5%	0.0%
Rural development	40.0%	35.6%	12.5%	27.8%	25.0%	20.0%	50.0%	50.0%	12.5%	29.6%
Urban development	0.0%	2.2%	0.0%	0.0%	0.0%	5.0%	0.0%	0.0%	0.0%	0.0%
Regulatory framework*	0.0%	0.0%	0.0%	0.0%	12.5%	0.0%	0.0%	0.0%	0.0%	0.0%
Social protection	0.0%	20.0%	0.0%	5.6%	0.0%	0.0%	16.7%	37.5%	12.5%	7.4%
Law and justice	0.0%	2.2%	12.5%	0.0%	25.0%	5.0%	0.0%	0.0%	12.5%	0.0%
Transport	20.0%	13.3%	25.0%	0.0%	12.5%	5.0%	16.7%	0.0%	25.0%	7.4%
Crime and violence	0.0%	0.0%	0.0%	5.6%	12.5%	0.0%	0.0%	12.5%	0.0%	0.0%
Communicable/non-communicable diseases	0.0%	0.0%	0.0%	0.0%	0.0%	0.0%	0.0%	0.0%	0.0%	0.0%
Information and communications technology	0.0%	0.0%	0.0%	0.0%	0.0%	0.0%	0.0%	0.0%	0.0%	3.7%
Anti corruption	20.0%	6.7%	0.0%	16.7%	25.0%	20.0%	16.7%	0.0%	12.5%	11.1%
Domestic private sector development	0.0%	4.4%	0.0%	5.6%	0.0%	0.0%	0.0%	0.0%	0.0%	3.7%
Foreign direct investment	0.0%	2.2%	0.0%	0.0%	0.0%	10.0%	0.0%	0.0%	0.0%	0.0%
Education	40.0%	48.9%	87.5%	61.1%	87.5%	50.0%	83.3%	50.0%	75.0%	77.8%
Energy	0.0%	0.0%	0.0%	0.0%	0.0%	0.0%	0.0%	0.0%	0.0%	0.0%
Public sector governance/ reform	20.0%	11.1%	12.5%	22.2%	0.0%	25.0%	0.0%	0.0%	12.5%	3.7%
Natural resource management	20.0%	2.2%	0.0%	5.6%	0.0%	0.0%	0.0%	0.0%	0.0%	11.1%
Environmental sustainability	0.0%	0.0%	0.0%	5.6%	0.0%	5.0%	0.0%	0.0%	12.5%	0.0%
Disaster management	0.0%	2.2%	12.5%	0.0%	0.0%	0.0%	0.0%	0.0%	0.0%	0.0%
Health	0.0%	13.3%	37.5%	33.3%	0.0%	10.0%	33.3%	37.5%	0.0%	22.2%
Agricultural development	20.0%	0.0%	0.0%	0.0%	0.0%	10.0%	0.0%	12.5%	12.5%	0.0%
Job creation/employment	20.0%	37.8%	25.0%	22.2%	0.0%	30.0%	0.0%	25.0%	12.5%	11.1%
Financial markets	0.0%	4.4%	0.0%	0.0%	0.0%	0.0%	0.0%	12.5%	12.5%	0.0%
Trade and exports	0.0%	0.0%	0.0%	0.0%	0.0%	0.0%	0.0%	0.0%	0.0%	0.0%
Food security	20.0%	6.7%	0.0%	0.0%	0.0%	5.0%	0.0%	0.0%	0.0%	0.0%

*Significantly different between stakeholder groups

A. General Issues facing Peru (continued)

Economic growth can be driven by a number of factors. Which THREE areas below do you believe would contribute most to generating economic growth in Peru? (Choose no more than THREE)

Percentage of Respondents (Responses combined)	Office of President/ Prime Minister/ Minister	Employee of Ministry/ Ministerial Dep/ Implementation Agency	PMU/Consultant/ Contractor on Bank project	Bilateral/ Multilateral Agency	Private Sector/ Financial Sector/ Private Bank	CSO	Media	Independent Government Institution	Academia/ Research Institute/ Think Tank	Other
Energy	0.0%	22.2%	25.0%	0.0%	25.0%	10.5%	0.0%	0.0%	12.5%	20.8%
Gender equity	0.0%	0.0%	0.0%	0.0%	0.0%	0.0%	0.0%	0.0%	0.0%	0.0%
Equality of opportunity	20.0%	6.7%	12.5%	5.9%	0.0%	10.5%	16.7%	0.0%	12.5%	4.2%
Social protection	0.0%	2.2%	0.0%	0.0%	0.0%	0.0%	0.0%	0.0%	0.0%	0.0%
Global/regional integration	0.0%	13.3%	25.0%	5.9%	12.5%	15.8%	0.0%	25.0%	0.0%	8.3%
Climate change	0.0%	2.2%	0.0%	0.0%	12.5%	0.0%	0.0%	0.0%	12.5%	4.2%
Anti corruption*	0.0%	8.9%	0.0%	23.5%	37.5%	21.1%	0.0%	0.0%	0.0%	0.0%
Disaster management	0.0%	0.0%	0.0%	5.9%	0.0%	5.3%	0.0%	0.0%	0.0%	0.0%
Rural development	0.0%	4.4%	12.5%	11.8%	25.0%	21.1%	16.7%	25.0%	25.0%	8.3%
Foreign direct investment*	60.0%	33.3%	12.5%	5.9%	12.5%	26.3%	50.0%	0.0%	0.0%	16.7%
Urban development	0.0%	4.4%	0.0%	0.0%	12.5%	0.0%	0.0%	0.0%	0.0%	4.2%
Water and sanitation	0.0%	4.4%	0.0%	0.0%	0.0%	0.0%	0.0%	12.5%	0.0%	4.2%
Education	40.0%	24.4%	37.5%	35.3%	12.5%	15.8%	50.0%	62.5%	25.0%	33.3%
Information and communications technology*	20.0%	2.2%	12.5%	0.0%	25.0%	0.0%	0.0%	25.0%	0.0%	4.2%
Regulatory framework	20.0%	0.0%	0.0%	11.8%	12.5%	10.5%	0.0%	0.0%	12.5%	0.0%
Communicable/non-communicable diseases	0.0%	0.0%	0.0%	0.0%	0.0%	0.0%	0.0%	0.0%	0.0%	0.0%
Trade and exports	40.0%	26.7%	25.0%	17.6%	12.5%	5.3%	16.7%	50.0%	0.0%	37.5%
Public sector governance/ reform	40.0%	22.2%	25.0%	52.9%	25.0%	36.8%	50.0%	0.0%	25.0%	29.2%
Domestic private sector development	20.0%	24.4%	12.5%	17.6%	25.0%	36.8%	16.7%	25.0%	50.0%	12.5%
Job creation/employment	0.0%	17.8%	0.0%	11.8%	0.0%	26.3%	0.0%	25.0%	25.0%	16.7%
Agricultural development	20.0%	4.4%	12.5%	0.0%	0.0%	0.0%	0.0%	0.0%	12.5%	8.3%
Food security	0.0%	2.2%	0.0%	0.0%	0.0%	5.3%	0.0%	0.0%	12.5%	0.0%
Transport	0.0%	31.1%	37.5%	29.4%	12.5%	5.3%	33.3%	12.5%	37.5%	33.3%
Natural resource management	20.0%	20.0%	50.0%	17.6%	0.0%	21.1%	50.0%	0.0%	25.0%	29.2%
Environmental sustainability	0.0%	4.4%	0.0%	5.9%	12.5%	10.5%	0.0%	12.5%	0.0%	4.2%
Health	0.0%	4.4%	0.0%	5.9%	0.0%	0.0%	0.0%	0.0%	12.5%	4.2%
Law and justice	0.0%	2.2%	0.0%	17.6%	12.5%	10.5%	0.0%	12.5%	0.0%	8.3%
Crime and violence	0.0%	0.0%	0.0%	11.8%	0.0%	0.0%	0.0%	0.0%	0.0%	0.0%
Financial markets	0.0%	6.7%	0.0%	5.9%	12.5%	5.3%	0.0%	12.5%	0.0%	4.2%

*Significantly different between stakeholder groups

A. General Issues facing Peru (continued)

When thinking about the idea of “shared prosperity” in your country, which of the following TWO best illustrate how this would be achieved in Peru? (Choose no more than TWO)

Percentage of Respondents (Responses combined)	Office of President/ Prime Minister/ Minister	Employee of Ministry/ Ministerial Dep/ Implementation Agency	PMU/Consultant/ Contractor on Bank project	Bilateral/ Multilateral Agency	Private Sector/ Financial Sector/ Private Bank	CSO	Media	Independent Government Institution	Academia/ Research Institute/ Think Tank	Other
Better employment opportunities for young people	0.0%	0.0%	14.3%	11.1%	0.0%	11.1%	16.7%	12.5%	12.5%	3.7%
Better employment opportunities for women	0.0%	2.3%	0.0%	0.0%	12.5%	5.6%	0.0%	12.5%	0.0%	0.0%
Greater access to micro-finance for the poor	0.0%	4.7%	0.0%	5.6%	25.0%	0.0%	16.7%	12.5%	0.0%	0.0%
Greater voice and participation for citizens to help ensure greater accountability	0.0%	2.3%	14.3%	0.0%	12.5%	11.1%	0.0%	0.0%	0.0%	14.8%
Greater access to health and nutrition for citizens	20.0%	14.0%	28.6%	16.7%	25.0%	5.6%	0.0%	0.0%	12.5%	11.1%
Better entrepreneurial opportunities	0.0%	23.3%	0.0%	11.1%	12.5%	16.7%	16.7%	50.0%	25.0%	14.8%
A growing middle class	20.0%	4.7%	0.0%	22.2%	12.5%	5.6%	0.0%	0.0%	0.0%	3.7%
Better opportunity for the poor who live in rural areas	40.0%	25.6%	0.0%	22.2%	25.0%	27.8%	0.0%	0.0%	12.5%	22.2%
Better opportunity for the poor who live in urban areas	20.0%	0.0%	0.0%	0.0%	0.0%	0.0%	0.0%	0.0%	0.0%	11.1%
Consistent economic growth	20.0%	27.9%	57.1%	16.7%	12.5%	22.2%	66.7%	12.5%	12.5%	44.4%
More reliable social safety net*	0.0%	2.3%	28.6%	5.6%	0.0%	0.0%	0.0%	12.5%	0.0%	0.0%
Greater equity of fiscal policy	0.0%	16.3%	0.0%	22.2%	12.5%	11.1%	0.0%	0.0%	12.5%	7.4%
Education and training that better ensure job opportunity	40.0%	58.1%	57.1%	33.3%	37.5%	61.1%	83.3%	75.0%	75.0%	55.6%
Better quality public services	40.0%	18.6%	0.0%	33.3%	12.5%	22.2%	0.0%	12.5%	25.0%	11.1%
Other*	0.0%	0.0%	0.0%	0.0%	0.0%	0.0%	0.0%	0.0%	12.5%	0.0%

*Significantly different between stakeholder groups

B. Overall Attitudes toward the World Bank Group

How familiar are you with the work of these organizations in Peru?

	Which of the following best describes your current position?																													
	Office of President/ Prime Minister/ Minister			Employee of a Ministry/ Ministerial Dep/ Implementation Agency			PMU/ Consultant/ Contractor on Bank project			Bilateral/ Multilateral Agency			Private Sector/ Financial Sector/ Private Bank			CSO			Media			Independent Government Institution			Academia/ Research institute/ Think tank			Other		
	N	Mean	SD	N	Mean	SD	N	Mean	SD	N	Mean	SD	N	Mean	SD	N	Mean	SD	N	Mean	SD	N	Mean	SD	N	Mean	SD	N	Mean	SD
World Bank*	5	8.80	1.10	45	7.87	1.69	7	8.43	1.13	18	6.94	1.83	8	7.50	1.20	19	6.79	1.55	6	7.00	2.83	8	7.50	1.85	8	7.88	2.10	27	6.48	2.47
Inter-American Development Bank*	4	9.25	.96	45	7.53	1.87	7	8.00	2.00	18	7.17	1.92	8	7.25	1.49	19	6.11	1.94	6	7.00	2.83	8	6.38	2.83	8	7.63	1.92	27	6.00	2.72
Andean Development Bank	4	7.25	1.89	44	5.57	2.36	7	5.71	2.93	18	4.94	2.48	8	7.13	2.42	19	4.68	2.26	6	6.83	3.19	7	5.14	2.34	8	5.75	2.92	27	5.15	2.97

(1-Not familiar at all, 10-Extremely familiar) *Significantly different between stakeholder groups

Overall, please rate your impression of the effectiveness of these organizations in Peru?

	Which of the following best describes your current position?																													
	Office of President/ Prime Minister/ Minister			Employee of a Ministry/ Ministerial Dep/ Implementation Agency			PMU/ Consultant/ Contractor on Bank project			Bilateral/ Multilateral Agency			Private Sector/ Financial Sector/ Private Bank			CSO			Media			Independent Government Institution			Academia/ Research institute/ Think tank			Other		
	N	Mean	SD	N	Mean	SD	N	Mean	SD	N	Mean	SD	N	Mean	SD	N	Mean	SD	N	Mean	SD	N	Mean	SD	N	Mean	SD	N	Mean	SD
World Bank	5	8.40	1.52	44	7.86	1.32	6	7.50	1.38	18	6.78	1.52	6	7.83	1.47	18	6.89	1.32	6	6.67	2.34	7	7.71	1.38	7	7.29	1.98	23	7.26	1.94
Inter-American Development Bank	4	8.25	1.71	43	7.51	1.59	6	6.67	1.75	17	7.35	1.41	6	8.17	.98	17	7.00	1.50	6	7.00	2.53	7	6.57	2.76	7	7.57	1.40	23	7.09	1.73
Andean Development Bank	3	8.00	1.00	30	6.60	1.79	4	6.50	2.38	11	6.55	1.86	6	8.50	1.52	14	5.50	1.99	6	6.83	2.48	6	5.67	2.34	5	5.40	2.41	19	6.32	2.14

(1-Not effective at all, 10-Very effective)

B. Overall Attitudes toward the World Bank Group (continued)

	Which of the following best describes your current position?																													
	Office of President/ Prime Minister/ Minister			Employee of a Ministry/ Ministerial Dep/ Implementation Agency			PMU/ Consultant/ Contractor on Bank project			Bilateral/ Multilateral Agency			Private Sector/ Financial Sector/ Private Bank			CSO			Media			Independent Government Institution			Academia/ Research institute/ Think tank			Other		
	N	Mean	SD	N	Mean	SD	N	Mean	SD	N	Mean	SD	N	Mean	SD	N	Mean	SD	N	Mean	SD	N	Mean	SD	N	Mean	SD	N	Mean	SD
To what extent do you believe the World Bank Group's staff is well prepared to help solve Peru's most complicated development challenges?	5	9.00	.71	42	7.86	1.54	7	7.71	1.11	16	7.75	1.34	8	8.13	.99	17	7.29	1.61	6	6.83	1.17	7	8.14	1.77	8	7.00	1.93	23	7.70	1.64

(1-To no degree at all, 10-To a very significant degree)

When thinking about how the World Bank Group can have the most impact on development results in Peru, in which sectoral areas do you believe the World Bank Group should focus most of its resources in Peru? (Choose no more than THREE)

Percentage of Respondents (Responses combined)	Office of President/ Prime Minister/ Minister	Employee of Ministry/ Ministerial Dep/ Implementation Agency	PMU/Consultant/ Contractor on Bank project	Bilateral/ Multilateral Agency	Private Sector/ Financial Sector/ Private Bank	CSO	Media	Independent Government Institution	Academia/ Research Institute/ Think Tank	Other
Social protection	0.0%	8.9%	0.0%	5.6%	0.0%	0.0%	0.0%	12.5%	12.5%	0.0%
Public sector governance/ reform	60.0%	35.6%	85.7%	55.6%	62.5%	47.4%	66.7%	25.0%	25.0%	25.9%
Transport	0.0%	15.6%	42.9%	11.1%	12.5%	0.0%	33.3%	0.0%	25.0%	11.1%
Poverty reduction	20.0%	24.4%	0.0%	22.2%	25.0%	5.3%	33.3%	50.0%	25.0%	29.6%
Global/regional integration	0.0%	2.2%	0.0%	5.6%	0.0%	0.0%	0.0%	0.0%	0.0%	0.0%
Gender equity	0.0%	4.4%	0.0%	0.0%	0.0%	0.0%	0.0%	0.0%	0.0%	0.0%
Crime and violence	0.0%	2.2%	0.0%	5.6%	0.0%	0.0%	0.0%	0.0%	0.0%	11.1%
Domestic private sector development	0.0%	6.7%	0.0%	5.6%	0.0%	10.5%	0.0%	0.0%	0.0%	0.0%
Rural development	0.0%	22.2%	14.3%	11.1%	0.0%	10.5%	16.7%	37.5%	25.0%	3.7%
Foreign direct investment	0.0%	4.4%	0.0%	0.0%	0.0%	5.3%	0.0%	0.0%	0.0%	0.0%
Water and sanitation	20.0%	17.8%	14.3%	16.7%	12.5%	36.8%	16.7%	25.0%	12.5%	29.6%
Energy	0.0%	0.0%	0.0%	0.0%	0.0%	5.3%	0.0%	0.0%	0.0%	7.4%
Job creation/employment	0.0%	2.2%	0.0%	11.1%	0.0%	5.3%	0.0%	0.0%	25.0%	3.7%
Financial markets	20.0%	4.4%	0.0%	5.6%	0.0%	5.3%	0.0%	12.5%	0.0%	3.7%
Urban development	0.0%	6.7%	0.0%	0.0%	0.0%	5.3%	0.0%	0.0%	0.0%	0.0%
Environmental sustainability	0.0%	4.4%	0.0%	5.6%	25.0%	10.5%	0.0%	0.0%	25.0%	0.0%
Equality of opportunity	0.0%	6.7%	0.0%	16.7%	0.0%	26.3%	16.7%	0.0%	12.5%	3.7%
Health	40.0%	17.8%	28.6%	33.3%	12.5%	5.3%	16.7%	0.0%	0.0%	22.2%
Education	60.0%	55.6%	71.4%	61.1%	50.0%	42.1%	83.3%	62.5%	50.0%	59.3%
Food security	0.0%	0.0%	0.0%	0.0%	0.0%	5.3%	0.0%	0.0%	0.0%	7.4%
Climate change	20.0%	2.2%	0.0%	0.0%	25.0%	10.5%	0.0%	0.0%	12.5%	14.8%
Agricultural development	20.0%	2.2%	14.3%	0.0%	0.0%	0.0%	16.7%	12.5%	0.0%	0.0%
Trade and exports	20.0%	8.9%	0.0%	5.6%	12.5%	5.3%	0.0%	0.0%	0.0%	3.7%
Economic growth	20.0%	8.9%	14.3%	5.6%	12.5%	0.0%	0.0%	37.5%	12.5%	22.2%
Law and justice	0.0%	8.9%	0.0%	0.0%	12.5%	5.3%	0.0%	12.5%	12.5%	11.1%
Regulatory framework	0.0%	0.0%	0.0%	0.0%	0.0%	5.3%	0.0%	0.0%	0.0%	0.0%
Communicable/non-communicable diseases	0.0%	0.0%	0.0%	0.0%	0.0%	0.0%	0.0%	0.0%	0.0%	0.0%
Natural resource management*	0.0%	2.2%	0.0%	0.0%	0.0%	26.3%	0.0%	0.0%	12.5%	3.7%
Anti corruption	0.0%	13.3%	0.0%	0.0%	0.0%	10.5%	0.0%	0.0%	12.5%	11.1%
Information and communications technology	0.0%	4.4%	0.0%	5.6%	25.0%	0.0%	0.0%	12.5%	0.0%	7.4%
Disaster management	0.0%	4.4%	14.3%	11.1%	0.0%	10.5%	0.0%	0.0%	0.0%	3.7%

*Significantly different between stakeholder groups

B. Overall Attitudes toward the World Bank Group (continued)

When thinking about the World Bank Group's role, which activity do you believe is of greatest VALUE and which activity is of second greatest value in Peru?

Greatest Value	Office of President/ Prime Minister/ Minister	Employee of Ministry/ Ministerial Dep/ Implementation Agency	PMU/Consultant/ Contractor on Bank project	Bilateral/ Multilateral Agency	Private Sector/ Financial Sector/ Private Bank	CSO	Media	Independent Government Institution	Academia/ Research Institute/ Think Tank	Other
Percentage of Respondents										
Convening/Facilitating*	0.0%	2.2%	0.0%	22.2%	0.0%	0.0%	0.0%	0.0%	0.0%	0.0%
Data	0.0%	4.4%	0.0%	5.6%	12.5%	10.5%	0.0%	0.0%	0.0%	0.0%
Policy advice, studies, analyses	0.0%	15.6%	42.9%	11.1%	12.5%	21.1%	16.7%	50.0%	12.5%	18.5%
Financial resources	20.0%	22.2%	14.3%	22.2%	0.0%	10.5%	33.3%	25.0%	25.0%	29.6%
Capacity development, institutional strengthening	40.0%	26.7%	14.3%	27.8%	50.0%	36.8%	0.0%	12.5%	37.5%	25.9%
Technical assistance	40.0%	24.4%	28.6%	11.1%	12.5%	10.5%	50.0%	12.5%	12.5%	18.5%
Mobilizing third party financial resources	0.0%	2.2%	0.0%	0.0%	12.5%	0.0%	0.0%	0.0%	0.0%	3.7%
Donor coordination	0.0%	0.0%	0.0%	0.0%	0.0%	0.0%	0.0%	0.0%	0.0%	0.0%
Linkage to non-Bank expertise	0.0%	0.0%	0.0%	0.0%	0.0%	5.3%	0.0%	0.0%	0.0%	0.0%
Other	0.0%	2.2%	0.0%	0.0%	0.0%	5.3%	0.0%	0.0%	12.5%	3.7%

*Significantly different between stakeholder groups

2 nd Greatest Value	Office of President/ Prime Minister/ Minister	Employee of Ministry/ Ministerial Dep/ Implementation Agency	PMU/Consultant/ Contractor on Bank project	Bilateral/ Multilateral Agency	Private Sector/ Financial Sector/ Private Bank	CSO	Media	Independent Government Institution	Academia/ Research Institute/ Think Tank	Other
Percentage of Respondents										
Convening/Facilitating*	0.0%	2.2%	0.0%	5.6%	37.5%	0.0%	16.7%	12.5%	12.5%	7.7%
Data	0.0%	0.0%	0.0%	5.6%	0.0%	0.0%	0.0%	0.0%	0.0%	0.0%
Policy advice, studies, analyses	20.0%	26.7%	14.3%	38.9%	25.0%	42.1%	16.7%	25.0%	25.0%	15.4%
Financial resources	40.0%	24.4%	28.6%	16.7%	12.5%	26.3%	16.7%	12.5%	12.5%	11.5%
Capacity development, institutional strengthening	20.0%	15.6%	14.3%	5.6%	0.0%	15.8%	50.0%	25.0%	12.5%	30.8%
Technical assistance	20.0%	22.2%	42.9%	11.1%	25.0%	0.0%	0.0%	25.0%	25.0%	30.8%
Mobilizing third party financial resources	0.0%	4.4%	0.0%	0.0%	0.0%	5.3%	0.0%	0.0%	0.0%	0.0%
Donor coordination	0.0%	0.0%	0.0%	0.0%	0.0%	0.0%	0.0%	0.0%	0.0%	3.8%
Linkage to non-Bank expertise	0.0%	4.4%	0.0%	16.7%	0.0%	5.3%	0.0%	0.0%	12.5%	0.0%
Other	0.0%	0.0%	0.0%	0.0%	0.0%	5.3%	0.0%	0.0%	0.0%	0.0%

*Significantly different between stakeholder groups

How effectively do the World Bank Group's activities below support Peru's efforts to achieve development results? (1-Not effective at all, 10-Very effective)

	Which of the following best describes your current position?																													
	Office of President/ Prime Minister/ Minister			Employee of a Ministry/ Ministerial Dep/ Implementation Agency			PMU/ Consultant/ Contractor on Bank project			Bilateral/ Multilateral Agency			Private Sector/ Financial Sector/ Private Bank			CSO			Media			Independent Government Institution			Academia/ Research institute/ Think tank			Other		
	N	Mean	SD	N	Mean	SD	N	Mean	SD	N	Mean	SD	N	Mean	SD	N	Mean	SD	N	Mean	SD	N	Mean	SD	N	Mean	SD	N	Mean	SD
Convening/Facilitating	5	7.60	1.14	37	6.86	1.64	6	7.50	1.87	15	7.47	1.73	7	7.86	1.35	16	6.88	1.93	5	7.60	1.82	7	7.29	2.36	8	6.63	2.13	21	6.71	1.71
Data	5	7.60	1.14	40	7.18	1.77	7	7.29	1.38	16	8.13	1.09	7	8.14	1.07	17	7.12	1.36	5	6.80	1.48	7	7.29	1.25	7	7.71	2.14	22	7.36	1.43
Policy advice, studies, analyses	5	8.00	.71	44	7.82	1.40	7	8.00	1.41	17	7.47	1.70	7	8.14	1.21	18	7.67	1.50	5	7.80	1.10	7	8.14	.69	8	7.50	1.93	23	7.87	1.42
Financial resources	5	8.40	.55	42	7.88	1.55	7	8.29	.95	17	7.18	2.46	7	7.14	2.12	17	7.35	2.00	6	8.17	1.17	7	8.00	1.53	8	7.38	2.39	23	7.30	2.55
Technical assistance	5	7.80	1.30	41	8.10	1.28	7	7.86	2.41	17	6.82	2.53	7	8.43	1.13	18	7.61	1.54	5	8.20	.84	8	7.88	1.73	8	7.25	2.05	23	7.78	1.48
Mobilizing third party financial resources	5	6.80	1.30	36	7.08	1.73	5	6.40	1.67	12	6.17	2.62	7	7.29	1.98	13	6.62	2.29	5	8.20	1.30	5	7.00	1.41	7	6.71	2.69	19	6.74	1.79
Donor coordination	4	7.25	1.50	35	7.17	1.56	5	6.60	2.30	16	5.63	2.50	6	8.17	.75	12	6.67	2.27	6	7.33	1.51	5	6.60	.89	6	5.33	3.01	20	7.15	1.63
Linkage to non-Bank expertise	4	7.75	1.89	33	7.52	1.46	6	6.00	2.61	15	6.53	2.00	7	8.57	.79	11	6.18	2.04	6	7.83	1.33	3	7.33	1.15	7	7.29	2.43	18	7.00	1.85

B. Overall Attitudes toward the World Bank Group (continued)

The World Bank Group can provide capacity building support in a number of ways in Peru. To what degree would Peru benefit, if capacity building were to support...?

(1-To no degree at all, 10-To a very significant degree)

	Which of the following best describes your current position?																													
	Office of President/ Prime Minister/ Minister			Employee of a Ministry/ Ministerial Dep/ Implementation Agency			PMU/ Consultant/ Contractor on Bank project			Bilateral/ Multilateral Agency			Private Sector/ Financial Sector/ Private Bank			CSO			Media			Independent Government Institution			Academia/ Research institute/ Think tank			Other		
	N	Mean	SD	N	Mean	SD	N	Mean	SD	N	Mean	SD	N	Mean	SD	N	Mean	SD	N	Mean	SD	N	Mean	SD	N	Mean	SD	N	Mean	SD
Groups outside of government to help them more effectively engage and participate in development efforts*	5	6.00	2.00	41	7.63	1.46	7	6.71	2.63	17	5.88	2.20	8	8.13	1.25	18	8.50	1.20	6	7.33	.82	6	6.33	2.07	8	7.88	1.89	26	7.58	1.86
The public sector, related to implementation of specific development projects on the ground	5	8.60	1.34	43	8.44	1.35	7	8.14	1.57	18	8.33	1.53	8	8.75	1.16	16	8.31	1.40	5	8.40	1.14	7	8.71	1.11	8	8.63	1.06	26	8.73	1.34
The public sector, related to changing institutions	5	8.80	1.30	44	8.34	1.08	7	8.14	1.46	18	8.11	1.64	8	9.00	.93	17	8.24	1.44	6	8.67	.52	8	8.50	1.41	8	7.88	1.73	25	8.60	.82
The private sector, related to institutional and policy change*	5	8.00	1.00	44	7.36	1.73	7	7.00	2.52	18	6.28	1.90	8	9.00	.93	16	7.88	1.71	5	6.80	1.79	6	7.33	1.37	8	7.25	1.91	26	7.65	1.62

*Significantly different between stakeholder groups

How EFFECTIVE do you believe the World Bank Group is in terms of the capacity building work it does in each of the following areas in Peru? (1-Not effective at all, 10-Very effective)

	Which of the following best describes your current position?																													
	Office of President/ Prime Minister/ Minister			Employee of a Ministry/ Ministerial Dep/ Implementation Agency			PMU/ Consultant/ Contractor on Bank project			Bilateral/ Multilateral Agency			Private Sector/ Financial Sector/ Private Bank			CSO			Media			Independent Government Institution			Academia/ Research institute/ Think tank			Other		
	N	Mean	SD	N	Mean	SD	N	Mean	SD	N	Mean	SD	N	Mean	SD	N	Mean	SD	N	Mean	SD	N	Mean	SD	N	Mean	SD	N	Mean	SD
Project implementation (or other organizational strengthening)	5	8.20	1.64	40	7.90	1.13	7	8.14	.90	15	6.87	2.00	6	7.33	.82	12	7.00	1.71	2	8.00	0.00	8	7.50	.76	7	7.71	1.60	19	8.11	1.24
Citizen engagement (incorporating citizens' voices into development)	2	7.50	.71	23	7.26	1.54	3	8.00	1.73	5	4.60	1.67	5	7.20	1.30	11	6.73	2.41	4	7.75	.50	3	6.00	1.00	5	7.40	2.79	10	7.70	1.25
Policy design (for clarity and better incentives to achieve development goals)	4	8.50	1.29	35	7.83	1.29	7	8.00	1.29	17	7.12	1.54	5	8.20	1.30	13	7.46	1.66	4	7.50	1.00	7	7.00	.58	7	8.14	1.57	16	7.75	1.06

B. Overall Attitudes toward the World Bank Group (continued)

When thinking about how to improve capacity building in Peru to help ensure better development results, looking forward, how IMPORTANT is it for the World Bank Group to be involved in the following aspects of capacity building? (1-Not important at all, 10-Very important)

	Which of the following best describes your current position?																													
	Office of President/ Prime Minister/ Minister			Employee of a Ministry/ Ministerial Dep/ Implementation Agency			PMU/ Consultant/ Contractor on Bank project			Bilateral/ Multilateral Agency			Private Sector/ Financial Sector/ Private Bank			CSO			Media			Independent Government Institution			Academia/ Research institute/ Think tank			Other		
	N	Mean	SD	N	Mean	SD	N	Mean	SD	N	Mean	SD	N	Mean	SD	N	Mean	SD	N	Mean	SD	N	Mean	SD	N	Mean	SD	N	Mean	SD
Project implementation (or other organizational strengthening)	5	8.60	1.14	42	8.38	1.21	7	8.57	.79	18	7.33	2.00	7	9.00	.82	18	7.28	2.72	3	8.33	.58	8	8.25	1.49	8	8.13	1.96	22	8.41	1.26
Citizen engagement (incorporating citizens' voices into development)	5	8.20	1.79	34	8.03	1.36	5	8.20	1.79	13	6.69	2.06	6	8.67	.52	18	8.61	1.54	3	8.33	1.53	3	7.33	1.53	7	8.29	1.50	20	8.35	1.31
Policy design (for clarity and better incentives to achieve development goals)	5	9.00	1.41	41	8.44	1.16	7	8.57	1.27	18	8.11	1.57	6	9.67	.52	17	9.00	1.00	2	8.50	.71	6	7.67	1.75	8	9.13	.83	22	8.68	.99

Which of the following do you identify as the World Bank Group's greatest WEAKNESSES in its work in Peru? (Choose no more than TWO)

Percentage of Respondents (Responses combined)	Office of President/ Prime Minister/ Minister	Employee of Ministry/ Ministerial Dep/ Implementation Agency	PMU/Consultant/ Contractor on Bank project	Bilateral/ Multilateral Agency	Private Sector/ Financial Sector/ Private Bank	CSO	Media	Independent Government Institution	Academia/ Research Institute/ Think Tank	Other
Not exploring alternative policy options	0.0%	4.5%	0.0%	5.6%	0.0%	10.0%	16.7%	0.0%	12.5%	3.7%
Not adequately sensitive to political/social realities in Peru	20.0%	27.3%	28.6%	22.2%	12.5%	25.0%	16.7%	0.0%	25.0%	29.6%
Staff too centralized in Washington D.C.*	60.0%	11.4%	14.3%	16.7%	12.5%	0.0%	16.7%	0.0%	50.0%	0.0%
Not enough public disclosure of its work	0.0%	36.4%	28.6%	16.7%	37.5%	25.0%	33.3%	50.0%	37.5%	18.5%
Not enough staff capacity in country offices	0.0%	9.1%	0.0%	11.1%	0.0%	5.0%	16.7%	12.5%	0.0%	7.4%
Arrogant in its approach	0.0%	4.5%	14.3%	27.8%	12.5%	10.0%	16.7%	0.0%	0.0%	0.0%
Not aligned with country priorities	20.0%	6.8%	0.0%	5.6%	12.5%	10.0%	16.7%	0.0%	0.0%	7.4%
The credibility of its knowledge/data	0.0%	2.3%	0.0%	0.0%	0.0%	0.0%	0.0%	0.0%	0.0%	0.0%
Not enough decentralized authority	20.0%	11.4%	14.3%	11.1%	12.5%	15.0%	0.0%	25.0%	0.0%	7.4%
World Bank Group's processes too complex	20.0%	20.5%	14.3%	5.6%	12.5%	10.0%	16.7%	0.0%	0.0%	25.9%
Not willing to honestly criticize policies and reform efforts in the country	0.0%	6.8%	14.3%	5.6%	12.5%	25.0%	0.0%	12.5%	25.0%	0.0%
Too influenced by developed countries	0.0%	4.5%	0.0%	11.1%	0.0%	5.0%	0.0%	12.5%	0.0%	7.4%
Imposing technocratic solutions without regard to political realities	0.0%	15.9%	0.0%	16.7%	12.5%	5.0%	16.7%	12.5%	0.0%	14.8%
World Bank Group's processes too slow	40.0%	9.1%	14.3%	22.2%	0.0%	10.0%	0.0%	12.5%	12.5%	11.1%
Too bureaucratic in its operational policies and procedures	0.0%	15.9%	0.0%	5.6%	37.5%	15.0%	16.7%	25.0%	0.0%	14.8%
Not aligned with other donors' work	0.0%	2.3%	0.0%	0.0%	0.0%	0.0%	0.0%	0.0%	12.5%	3.7%
Not collaborating enough with non-state actors	0.0%	0.0%	0.0%	0.0%	0.0%	15.0%	16.7%	12.5%	12.5%	11.1%
Not client focused	0.0%	2.3%	0.0%	5.6%	0.0%	5.0%	0.0%	12.5%	0.0%	11.1%
Other	20.0%	0.0%	0.0%	11.1%	0.0%	0.0%	0.0%	0.0%	12.5%	7.4%
Don't know	0.0%	2.3%	14.3%	0.0%	12.5%	5.0%	0.0%	0.0%	0.0%	7.4%

*Significantly different between stakeholder groups

B. Overall Attitudes toward the World Bank Group (continued)

Which World Bank Group's instruments do you believe are the MOST effective in reducing poverty in Peru? (Choose no more than TWO)

Percentage of Respondents (Responses combined)	Office of President/ Prime Minister/ Minister	Employee of Ministry/ Ministerial Dep/ Implementation Agency	PMU/Consultant/ Contractor on Bank project	Bilateral/ Multilateral Agency	Private Sector/ Financial Sector/ Private Bank	CSO	Media	Independent Government Institution	Academia/ Research Institute/ Think Tank	Other
Capacity development, institutional strengthening	40.0%	44.4%	16.7%	50.0%	50.0%	84.2%	33.3%	37.5%	62.5%	37.0%
Policy based lending / budget support to the Government	20.0%	22.2%	16.7%	27.8%	12.5%	15.8%	50.0%	0.0%	12.5%	40.7%
Knowledge products/services*	0.0%	17.8%	16.7%	38.9%	25.0%	21.1%	16.7%	75.0%	50.0%	11.1%
Investment lending*	80.0%	60.0%	66.7%	44.4%	25.0%	26.3%	50.0%	25.0%	25.0%	25.9%
Technical assistance	60.0%	44.4%	83.3%	27.8%	50.0%	47.4%	33.3%	62.5%	50.0%	59.3%
Trust Fund management	0.0%	2.2%	0.0%	5.6%	0.0%	5.3%	16.7%	0.0%	0.0%	0.0%
Other	0.0%	0.0%	0.0%	0.0%	0.0%	0.0%	0.0%	0.0%	0.0%	3.7%
Don't know	0.0%	0.0%	0.0%	0.0%	12.5%	0.0%	0.0%	0.0%	0.0%	7.4%

*Significantly different between stakeholder groups

To what extent do you agree with the following statements about the World Bank Group's work in Peru? (1-Strongly disagree, 10-Strongly agree)

	Which of the following best describes your current position?																													
	Office of President/ Prime Minister/ Minister			Employee of a Ministry/ Ministerial Dep/ Implementation Agency			PMU/ Consultant/ Contractor on Bank project			Bilateral/ Multilateral Agency			Private Sector/ Financial Sector/ Private Bank			CSO			Media			Independent Government Institution			Academia/ Research institute/ Think tank			Other		
	N	Mean	SD	N	Mean	SD	N	Mean	SD	N	Mean	SD	N	Mean	SD	N	Mean	SD	N	Mean	SD	N	Mean	SD	N	Mean	SD	N	Mean	SD
Overall the World Bank Group currently plays a relevant role in development in Peru	5	7.40	1.52	44	7.25	1.37	8	7.13	1.55	18	6.72	1.71	7	7.86	1.21	19	5.95	2.17	6	6.50	1.05	7	7.14	1.95	8	6.88	2.23	25	6.56	2.00
The World Bank Group's work is aligned with what I consider the development priorities for Peru*	5	7.40	1.67	44	7.18	1.51	8	7.50	1.41	18	7.00	1.24	7	7.43	1.40	18	5.50	1.62	6	6.83	.41	8	7.25	2.12	8	7.00	1.77	22	7.00	1.23
The World Bank Group supports Peru's efforts to reduce social exclusion*	5	7.40	1.67	42	7.55	1.37	7	8.14	1.35	18	6.72	1.53	7	8.43	.79	17	6.59	1.62	6	7.17	1.17	7	8.14	1.35	8	7.25	1.67	23	7.17	1.30
The World Bank Group supports programs and strategies that are realistic for Peru	5	7.80	1.64	45	7.07	1.45	7	8.14	1.07	18	6.83	1.50	7	7.86	1.57	18	6.44	1.58	6	7.00	.89	6	8.50	1.05	8	7.13	1.36	22	7.14	1.49
The World Bank Group treats clients and stakeholders in Peru with respect	5	8.20	1.64	41	7.51	1.87	8	7.75	2.55	16	6.19	2.26	7	8.43	.79	16	8.13	1.63	5	7.80	1.64	8	8.63	1.30	8	7.88	1.64	20	7.55	1.67
The World Bank Group is an organization that does not represent a particular ideological perspective in Peru*	5	6.00	4.64	41	7.54	2.21	8	7.38	3.07	17	5.71	2.85	6	7.50	2.59	17	5.41	2.83	6	6.17	1.47	7	8.86	1.86	8	7.38	2.45	21	7.71	2.19
The World Bank Group is an organization that is not overly influenced by any particular country*	4	6.75	2.36	38	7.26	2.05	7	6.86	3.18	17	4.71	2.95	7	7.00	2.45	16	4.38	2.36	5	5.80	1.30	7	6.57	2.64	8	5.88	2.70	21	7.00	2.76
The World Bank Group respects the positions, views and demands of the government of Peru*	5	8.00	2.12	42	7.45	1.53	8	8.00	2.14	18	6.28	2.35	7	8.14	1.07	17	7.47	1.94	6	6.67	1.37	7	9.00	1.15	8	7.63	1.69	21	8.14	1.88
The World Bank Group listens and takes into account your views*	5	8.20	2.17	44	7.34	1.80	7	7.86	1.35	16	5.50	2.19	7	7.43	1.81	17	6.41	1.94	6	6.33	.82	7	8.14	2.54	8	6.88	2.23	20	7.60	1.98

*Significantly different between stakeholder groups

B. Overall Attitudes toward the World Bank Group (continued)

	Which of the following best describes your current position?																													
	Office of President/ Prime Minister/ Minister			Employee of a Ministry/ Ministerial Dep/ Implementation Agency			PMU/ Consultant/ Contractor on Bank project			Bilateral/ Multilateral Agency			Private Sector/ Financial Sector/ Private Bank			CSO			Media			Independent Government Institution			Academia/ Research institute/ Think tank			Other		
	N	Mean	SD	N	Mean	SD	N	Mean	SD	N	Mean	SD	N	Mean	SD	N	Mean	SD	N	Mean	SD	N	Mean	SD	N	Mean	SD	N	Mean	SD
When considering the national development needs in Peru, to what extent does the combination of financial, knowledge and convening services that the World Bank Group currently provides in Peru meet the national development needs of Peru?*	4	8.25	.96	45	7.36	1.37	8	7.75	1.16	18	6.22	1.73	7	7.86	1.07	17	6.18	1.55	6	7.33	.82	8	7.75	1.91	8	7.00	1.93	22	7.23	1.15

(1-To no degree at all, 10-To a very significant degree) *Significantly different between stakeholder groups

To what extent is the World Bank Group an effective development partner in Peru in terms of each of the following? (1-To no degree at all, 10-To a very significant degree)

	Which of the following best describes your current position?																													
	Office of President/ Prime Minister/ Minister			Employee of a Ministry/ Ministerial Dep/ Implementation Agency			PMU/ Consultant/ Contractor on Bank project			Bilateral/ Multilateral Agency			Private Sector/ Financial Sector/ Private Bank			CSO			Media			Independent Government Institution			Academia/ Research institute/ Think tank			Other		
	N	Mean	SD	N	Mean	SD	N	Mean	SD	N	Mean	SD	N	Mean	SD	N	Mean	SD	N	Mean	SD	N	Mean	SD	N	Mean	SD	N	Mean	SD
Responsiveness	5	7.20	1.79	37	6.65	1.60	7	6.86	2.19	16	6.00	1.67	7	6.43	1.13	13	6.00	1.73	5	6.60	2.07	7	7.57	.79	7	6.57	1.99	23	6.48	1.31
Flexibility (in terms of the institution's products and services)	5	7.60	1.67	37	6.43	1.69	7	7.43	1.99	17	5.12	2.00	7	6.57	1.51	13	6.23	1.64	6	6.33	1.75	7	7.14	.90	8	7.00	1.93	21	6.52	1.47
Flexibility (in terms of changing country circumstances)	5	7.80	1.30	38	6.71	1.59	7	7.86	1.46	16	5.94	1.77	7	7.00	1.41	13	5.92	2.10	6	6.33	1.63	7	7.71	1.38	8	7.13	1.64	21	6.57	1.57
Being inclusive	5	7.60	1.52	41	7.15	1.26	6	8.00	1.79	16	6.31	1.58	7	7.57	.53	15	6.27	2.12	6	7.17	1.33	7	7.71	1.60	8	7.75	1.28	23	6.78	1.51
Openness	5	7.80	.84	40	7.25	1.55	8	8.13	1.55	16	7.06	1.98	7	8.14	.69	15	6.73	1.83	6	6.50	1.52	8	7.75	1.49	8	8.38	1.92	23	6.91	1.31
Staff accessibility	4	8.00	1.41	40	6.85	1.72	7	7.14	2.91	16	6.56	2.10	6	7.00	1.79	15	7.13	1.88	6	6.50	1.87	6	7.83	.75	8	7.25	1.75	24	6.67	1.74
Straightforwardness and honesty	5	8.20	1.30	41	7.41	1.82	7	8.43	1.51	17	6.71	2.23	7	7.71	1.60	15	7.73	1.67	6	7.83	1.47	6	8.83	.98	8	8.38	1.51	23	7.52	1.50
Ease of access to the people at the World Bank Group who are making decisions important to my work	5	7.60	1.14	41	6.83	1.96	7	7.14	2.97	14	6.00	2.18	6	7.00	2.10	15	6.47	1.92	6	6.33	1.75	4	8.50	.58	7	8.14	1.57	23	6.91	2.15
Collaboration with civil society*	5	7.00	.71	33	7.18	1.65	3	8.33	2.08	11	5.73	2.24	7	7.29	1.60	15	5.33	2.23	6	7.83	.75	5	8.40	1.67	8	6.88	2.23	23	6.43	2.09
Collaboration with the Government	5	8.20	1.79	41	7.78	1.37	8	8.13	1.55	17	7.82	1.38	7	8.57	.98	17	8.18	1.24	5	8.60	1.14	7	8.86	.69	8	8.13	1.46	24	7.75	1.26
Collaboration with other donors and development partners	4	8.00	1.83	32	7.50	1.34	5	7.60	2.07	16	6.88	2.00	5	8.00	.71	11	7.09	1.97	5	8.20	1.10	4	8.75	.50	7	7.57	1.90	20	7.20	1.28
Collaboration with the private sector	5	7.60	1.82	30	7.30	1.47	3	8.00	2.00	11	6.82	1.08	7	7.71	2.43	13	7.08	2.22	6	8.33	1.21	5	7.40	1.14	7	7.43	1.62	19	7.05	1.68
The speed in which it gets things accomplished on the ground*	5	8.00	1.41	33	6.45	1.72	7	7.43	1.99	17	4.82	1.67	6	6.67	2.16	10	6.60	2.07	6	6.50	1.38	6	8.00	1.10	7	6.71	1.98	20	6.60	1.73
Being a long-term partner	5	8.20	1.64	39	7.97	1.53	7	8.57	.98	17	7.53	1.84	6	8.50	1.05	13	7.77	1.96	5	7.40	1.52	5	9.00	.71	8	8.00	2.00	21	7.76	1.87

*Significantly different between stakeholder groups

B. Overall Attitudes toward the World Bank Group (continued)

To be more effective development partner in Peru, do you believe that the World Bank Group should have? (Select only ONE response)

Percentage of Respondents	Office of President/ Prime Minister/ Minister	Employee of Ministry/ Ministerial Dep/ Implementation Agency	PMU/Consultant/ Contractor on Bank project	Bilateral/ Multilateral Agency	Private Sector/ Financial Sector/ Private Bank	CSO	Media	Independent Government Institution	Academia/ Research Institute/ Think Tank	Other
More local presence	100.0%	77.3%	71.4%	50.0%	75.0%	89.5%	50.0%	62.5%	100.0%	84.6%
The current level of local presence is adequate	0.0%	15.9%	28.6%	44.4%	25.0%	5.3%	33.3%	25.0%	0.0%	11.5%
Less local presence	0.0%	2.3%	0.0%	0.0%	0.0%	0.0%	16.7%	0.0%	0.0%	0.0%
Don't know	0.0%	4.5%	0.0%	5.6%	0.0%	5.3%	0.0%	12.5%	0.0%	3.8%

When World Bank Group assisted reform efforts fail or are slow to take place, which of the following would you attribute this to? (Choose no more than TWO)

Percentage of Respondents (Responses combined)	Office of President/ Prime Minister/ Minister	Employee of Ministry/ Ministerial Dep/ Implementation Agency	PMU/Consultant/ Contractor on Bank project	Bilateral/ Multilateral Agency	Private Sector/ Financial Sector/ Private Bank	CSO	Media	Independent Government Institution	Academia/ Research Institute/ Think Tank	Other
The World Bank Group does not do adequate follow through/follow-up	0.0%	14.0%	0.0%	0.0%	25.0%	10.5%	16.7%	0.0%	12.5%	14.8%
There is not an adequate level of citizen/civil society participation	20.0%	34.9%	28.6%	5.9%	37.5%	36.8%	16.7%	14.3%	50.0%	33.3%
The World Bank Group is not sensitive enough to political/social realities on the ground	0.0%	30.2%	42.9%	29.4%	12.5%	42.1%	16.7%	42.9%	12.5%	33.3%
Lack of/inadequate levels of capacity in Government*	0.0%	16.3%	14.3%	41.2%	25.0%	31.6%	66.7%	14.3%	0.0%	7.4%
Poor donor coordination	20.0%	7.0%	0.0%	11.8%	12.5%	15.8%	0.0%	0.0%	12.5%	3.7%
The World Bank Group works too slowly	40.0%	11.6%	0.0%	23.5%	37.5%	5.3%	0.0%	0.0%	12.5%	18.5%
The Government works inefficiently	0.0%	9.3%	14.3%	11.8%	25.0%	21.1%	16.7%	14.3%	25.0%	11.1%
Political pressures and obstacles	0.0%	34.9%	42.9%	23.5%	0.0%	15.8%	33.3%	57.1%	50.0%	29.6%
Reforms are not well thought out in light of country challenges	20.0%	16.3%	28.6%	35.3%	0.0%	10.5%	0.0%	28.6%	25.0%	22.2%
Other	40.0%	4.7%	14.3%	5.9%	0.0%	5.3%	16.7%	0.0%	0.0%	7.4%

*Significantly different between stakeholder groups

C. World Bank Group's Effectiveness and Results

In your opinion, how IMPORTANT is it for the World Bank Group to be involved in the following areas of development in Peru? (1-Not important at all, 10-Very important)

	Which of the following best describes your current position?																													
	Office of President/ Prime Minister/ Minister			Employee of a Ministry/ Ministerial Dep/ Implementation Agency			PMU/ Consultant/ Contractor on Bank project			Bilateral/ Multilateral Agency			Private Sector/ Financial Sector/ Private Bank			CSO			Media			Independent Government Institution			Academia/ Research institute/ Think tank			Other		
	N	Mean	SD	N	Mean	SD	N	Mean	SD	N	Mean	SD	N	Mean	SD	N	Mean	SD	N	Mean	SD	N	Mean	SD	N	Mean	SD	N	Mean	SD
Anti corruption*	4	7.25	1.89	42	8.45	1.29	8	7.00	3.02	17	8.35	1.32	8	9.00	2.45	18	9.11	.96	6	8.50	1.38	6	9.33	.82	8	7.13	2.36	25	9.00	1.32
Information and communications technology*	4	8.50	1.29	42	8.26	1.34	8	7.50	2.56	17	6.94	2.01	8	8.00	1.69	13	7.54	1.66	5	8.20	1.79	7	8.43	.98	7	7.86	.38	24	8.83	1.20
Transport*	4	7.50	1.29	41	8.37	1.46	8	8.50	1.07	17	7.76	1.92	8	8.50	1.51	15	7.00	1.60	5	8.00	1.22	6	9.00	.89	7	8.00	2.16	25	8.80	1.53
Crime and violence	4	6.75	2.22	39	7.74	1.58	7	6.57	2.44	16	6.38	2.42	8	8.38	2.39	16	7.31	1.70	6	7.17	.98	6	8.83	1.17	8	7.13	1.96	25	8.16	2.01
Law and justice	5	6.60	2.19	40	7.98	1.42	8	7.38	2.39	16	7.56	2.58	8	9.25	1.39	17	8.12	1.32	6	7.67	1.37	6	8.50	1.52	8	6.88	2.30	24	8.33	1.95
Urban development	4	7.25	2.75	40	7.83	1.69	7	7.00	2.45	15	6.80	2.24	8	7.75	1.75	15	7.07	1.83	5	8.60	.89	6	8.00	1.26	7	7.43	1.90	24	8.50	1.79
Environmental sustainability	4	8.25	2.22	42	8.24	1.32	8	8.13	2.10	17	7.65	2.03	8	9.00	.76	18	8.39	1.54	5	9.00	1.00	5	8.80	1.79	7	9.00	1.00	25	9.04	1.34
Regulatory framework	4	6.75	2.22	40	7.60	1.53	8	7.25	2.19	14	8.00	1.24	8	7.88	2.23	16	7.06	2.02	5	7.00	1.00	6	7.00	.89	8	7.63	1.77	23	7.52	2.02
Communicable/non-communicable diseases	5	7.40	2.61	37	7.38	1.16	7	6.14	3.02	14	7.07	2.13	8	8.00	1.93	15	6.67	1.84	5	7.20	1.10	4	7.25	.96	7	6.86	1.77	24	7.83	2.18
Poverty reduction	5	8.80	2.17	43	8.93	1.10	8	8.88	1.13	17	8.65	1.58	8	8.75	1.39	18	8.83	1.58	6	9.50	1.22	7	8.71	.95	8	8.88	1.64	26	8.92	1.81
Gender equity	5	7.00	2.24	39	7.72	1.70	7	7.57	1.81	16	7.75	1.77	8	8.38	2.07	16	8.31	1.58	5	8.00	1.22	5	8.20	1.79	6	7.50	1.87	25	7.84	2.13
Domestic private sector development	4	8.00	2.31	38	7.50	1.66	7	7.00	2.71	17	6.41	2.06	8	8.63	1.19	16	7.06	2.24	5	7.80	1.48	5	7.80	1.10	8	8.13	1.46	23	7.61	2.10
Foreign direct investment	4	8.50	1.91	41	7.80	1.57	6	7.67	1.75	15	6.07	2.58	8	8.00	2.67	16	6.25	2.74	5	8.20	1.64	5	8.40	1.52	8	7.25	2.31	23	7.91	2.02
Water and sanitation	3	8.67	1.53	44	8.64	1.18	8	8.38	2.20	17	8.76	1.44	8	9.13	1.36	16	8.75	1.24	6	9.33	1.21	7	8.57	1.62	8	8.88	1.64	24	9.25	.90
Trade and exports *	4	7.50	1.91	40	7.95	1.50	7	8.14	1.57	15	5.67	2.55	8	7.25	1.58	14	6.14	2.35	5	7.40	1.14	5	8.40	1.82	8	7.50	1.77	24	8.63	1.21
Economic growth	4	8.00	2.31	40	8.68	1.23	8	8.75	1.16	16	7.38	2.50	8	8.13	1.36	14	7.86	2.41	5	8.20	1.79	6	9.00	1.26	8	8.50	1.60	24	9.13	1.15
Energy	3	8.00	1.73	39	8.41	1.14	8	8.50	1.51	17	7.29	2.28	8	8.13	1.55	15	7.33	2.09	5	8.20	.84	6	8.83	1.17	8	8.50	1.69	22	8.86	1.52
Disaster management	4	8.50	2.38	40	8.35	1.27	8	8.13	2.10	15	7.60	2.03	8	8.75	2.05	15	8.60	1.68	5	8.80	1.10	5	8.80	.84	7	8.57	1.62	23	8.39	2.15
Public sector governance/ reform	4	9.50	.58	44	8.89	1.06	8	8.38	2.20	18	8.72	2.02	8	9.63	.52	16	9.56	.51	6	9.00	.89	5	8.20	1.30	8	9.13	.64	25	9.16	1.07
Job creation/employment*	4	7.25	1.89	39	8.46	1.27	7	7.71	1.98	17	6.06	2.19	8	7.50	1.31	15	8.27	1.53	5	8.40	1.14	6	8.17	1.60	8	8.13	1.55	24	8.50	2.17
Financial markets	4	7.50	1.29	42	7.95	1.50	8	7.50	2.14	16	6.81	2.32	8	7.63	1.60	15	7.20	2.11	5	7.40	1.14	7	8.86	.69	7	7.57	1.99	22	7.82	2.20
Equality of opportunity*	5	8.00	1.87	41	8.17	1.77	7	7.86	1.35	17	7.00	1.80	8	8.50	1.60	16	8.69	1.74	4	8.50	1.29	7	8.57	1.62	8	8.75	1.28	24	9.04	1.33
Health	4	8.50	1.73	41	8.76	1.11	8	8.88	1.36	18	8.00	2.28	8	8.38	1.92	16	7.81	1.64	5	9.00	1.22	6	8.33	1.37	8	8.75	1.04	25	9.00	1.35
Rural development	5	9.20	.84	43	8.88	1.12	8	8.50	2.14	18	8.22	1.70	8	8.75	1.58	16	8.06	1.57	5	8.80	1.10	6	9.17	1.17	8	9.25	.71	24	9.00	1.44
Global/regional integration*	4	7.75	1.71	42	8.00	1.48	7	6.71	2.14	16	5.94	2.69	8	6.75	1.98	14	7.21	2.42	5	7.80	1.79	6	8.83	.98	8	7.38	1.51	24	8.21	2.23
Food security	5	7.80	2.05	42	8.24	1.21	7	7.43	1.81	15	6.60	2.67	8	8.13	1.96	15	8.27	1.53	5	8.40	1.52	5	8.40	1.14	8	8.38	1.85	24	8.38	1.95
Education	3	8.67	2.31	44	9.16	.96	8	8.63	1.51	18	8.33	2.54	8	9.75	.46	16	8.69	1.70	5	9.60	.89	6	8.83	1.17	8	9.75	.46	25	9.28	1.10
Social protection	4	6.75	2.50	42	8.17	1.32	8	7.50	2.45	16	7.81	2.43	8	8.00	1.93	14	7.50	1.83	5	8.40	1.82	5	9.00	.71	7	8.00	1.91	23	8.35	1.50
Climate change	4	8.25	1.50	41	8.10	1.16	6	8.00	1.55	17	8.00	1.90	8	9.00	1.07	14	8.21	2.01	5	8.80	1.64	5	9.20	1.30	6	8.50	1.05	26	8.85	1.22
Agricultural development	3	8.33	2.08	41	8.29	1.17	7	8.00	2.58	18	7.22	1.86	8	8.25	1.28	14	8.29	1.90	5	8.60	1.52	6	9.00	1.10	8	8.75	1.39	24	8.63	1.41
Natural resource management*	5	9.00	1.22	41	8.37	1.34	8	8.38	1.60	18	5.61	3.05	8	8.50	1.51	14	8.14	2.11	6	7.67	1.37	6	8.83	1.47	6	8.50	1.22	23	8.04	2.29

*Significantly different between stakeholder groups

C. World Bank Group's Effectiveness and Results (continued)**How EFFECTIVE do you believe the World Bank Group is in terms of the work it does in the following areas of development in Peru? (1-Not effective at all, 10-Very effective)**

	Which of the following best describes your current position?																													
	Office of President/ Prime Minister/ Minister			Employee of a Ministry/ Ministerial Dep/ Implementation Agency			PMU/ Consultant/ Contractor on Bank project			Bilateral/ Multilateral Agency			Private Sector/ Financial Sector/ Private Bank			CSO			Media			Independent Government Institution			Academia/ Research institute/ Think tank			Other		
	N	Mean	SD	N	Mean	SD	N	Mean	SD	N	Mean	SD	N	Mean	SD	N	Mean	SD	N	Mean	SD	N	Mean	SD	N	Mean	SD	N	Mean	SD
Anti corruption	3	6.00	1.00	20	6.30	2.20	2	5.00	2.83	9	4.33	2.96	5	6.00	2.45	2	3.00	1.41	4	5.50	3.11	3	6.33	2.52	5	5.00	2.92	16	6.13	2.31
Information and communications technology	3	7.33	1.53	21	7.24	1.81	3	7.67	2.08	5	4.80	2.68	6	7.00	1.26	5	5.80	2.28	3	5.67	.58	5	6.40	1.82	4	6.75	.96	16	6.75	1.61
Transport	2	6.50	2.12	29	7.45	1.55	5	8.20	1.30	9	6.67	1.58	6	7.33	1.63	7	6.57	2.23	4	7.00	.82	5	6.80	2.17	6	6.50	1.52	18	6.94	2.01
Crime and violence	2	7.00	1.41	15	6.33	2.16	1	2.00		4	3.00	1.41	5	5.60	2.30	4	5.75	1.50	3	4.00	3.00	2	5.50	2.12	5	4.60	1.67	15	5.80	2.70
Law and justice	2	7.50	.71	15	6.13	2.10	4	5.75	2.06	6	5.83	2.32	5	6.00	2.24	9	6.44	1.51	4	5.00	1.15	4	7.00	2.16	6	5.67	2.50	16	6.13	2.50
Urban development	2	9.00	0.00	24	7.25	1.85	2	5.50	3.54	4	5.25	2.22	6	7.00	1.67	9	7.44	1.51	4	5.75	1.26	3	7.33	1.53	4	5.75	.96	14	6.21	2.33
Environmental sustainability	2	7.50	2.12	27	7.22	1.74	2	6.00	4.24	9	6.56	1.94	6	7.33	1.37	12	7.33	1.30	4	7.00	1.15	2	7.50	2.12	5	7.00	1.87	15	6.93	2.40
Regulatory framework	1	8.00		21	6.38	2.04	3	6.33	2.08	7	7.86	1.07	6	6.67	2.25	10	7.30	1.64	3	5.33	1.53	5	6.40	1.52	5	7.00	1.58	14	5.86	2.71
Communicable/non- communicable diseases	2	7.50	3.54	22	6.77	1.82	3	5.33	3.79	6	5.50	2.66	6	6.67	1.97	6	7.33	1.63	2	6.00	0.00	3	6.67	2.52	3	6.00	1.73	13	5.69	2.18
Poverty reduction	3	7.67	2.31	37	7.78	1.64	6	7.00	1.41	12	6.58	2.43	6	7.00	1.79	15	7.40	1.80	5	7.60	1.14	5	8.60	1.67	8	8.25	1.39	20	7.05	2.74
Gender equity	1	6.00		28	7.39	1.81	4	6.75	1.50	10	5.60	2.17	6	7.17	1.17	10	7.70	1.83	3	7.00	0.00	3	9.67	.58	5	8.00	1.58	16	6.44	2.66
Domestic private sector development	2	7.50	2.12	22	6.86	2.29	2	6.50	3.54	8	6.38	2.88	6	6.33	3.08	9	7.00	1.87	4	6.50	.58	4	8.00	1.41	3	6.67	1.53	14	6.86	1.99
Foreign direct investment	2	9.50	.71	23	7.00	1.95	3	5.33	2.08	5	5.40	2.97	6	7.33	1.75	6	6.83	1.94	4	7.00	.82	5	7.00	1.00	2	6.50	.71	14	6.86	1.83
Water and sanitation	2	8.50	2.12	32	8.03	1.62	5	7.20	1.92	13	7.62	1.50	6	7.83	.98	14	8.07	1.90	3	7.00	1.00	6	8.17	1.72	6	8.50	1.38	21	7.43	1.83
Trade and exports	3	7.67	2.08	22	6.91	2.07	2	7.50	.71	6	5.33	2.66	6	6.83	1.83	5	7.00	2.35	3	6.00	0.00	3	7.33	.58	5	6.80	1.92	10	7.20	1.99
Economic growth	3	8.67	2.31	25	7.72	1.72	4	8.00	1.63	10	7.20	2.44	6	7.00	1.67	9	7.44	1.81	5	6.60	.55	6	7.50	1.64	7	7.43	1.40	15	7.73	1.94
Energy	2	8.00	2.83	24	7.46	1.50	3	8.33	.58	5	7.60	1.34	6	7.33	1.86	7	7.43	1.81	3	7.00	1.00	5	7.00	1.22	6	7.50	1.38	14	7.07	2.34
Disaster management	1	10.00		28	7.43	2.13	4	7.00	2.94	7	7.00	1.29	5	7.60	.89	8	7.50	2.20	4	6.50	.58	3	7.67	1.15	5	7.40	1.67	14	6.57	2.38
Public sector governance/ reform	3	9.00	1.73	30	7.50	1.83	7	7.71	2.14	13	6.54	2.57	6	7.83	1.47	14	7.57	1.87	4	7.00	0.00	6	8.17	1.33	7	7.71	1.80	18	7.22	2.53
Job creation/employment	3	7.67	1.15	19	6.63	2.14	5	7.20	1.48	7	5.14	2.48	6	6.17	1.83	5	6.40	2.61	4	7.50	1.00	4	7.50	1.29	5	6.60	2.07	16	6.94	2.38
Financial markets	2	7.00	1.41	24	7.17	1.69	2	7.50	.71	6	7.67	1.75	7	6.71	1.98	9	6.67	2.00	4	6.75	.50	7	7.86	1.07	2	6.00	0.00	11	6.91	2.07
Equality of opportunity	2	9.50	.71	30	7.20	1.73	3	7.33	1.53	8	5.25	2.66	6	7.17	1.72	8	7.75	2.12	4	7.25	.50	3	7.00	1.73	6	8.00	1.55	15	7.20	2.11
Health	2	9.00	1.41	29	7.62	1.61	4	7.75	1.50	12	7.33	1.87	6	7.17	1.33	9	7.67	1.87	4	7.50	.58	4	7.50	1.73	7	7.71	1.50	16	6.63	2.39
Rural development	2	8.50	2.12	32	7.66	1.82	5	6.80	1.64	11	6.73	1.90	6	7.50	1.05	11	7.27	1.74	5	7.80	.45	4	7.75	1.26	7	7.57	1.40	13	7.00	2.00
Global/regional integration	3	8.00	2.00	19	7.26	1.63	2	6.00	2.83	7	5.57	2.64	6	7.00	1.41	8	7.50	1.77	3	6.67	.58	3	7.00	1.00	3	6.33	.58	16	7.13	2.00
Food security	2	6.50	.71	24	7.08	2.12	3	6.00	1.00	6	5.33	2.80	6	6.67	1.63	8	7.38	1.92	4	6.50	.58	3	6.67	1.15	5	7.20	1.79	13	7.08	1.89
Education	1	10.00		33	7.76	1.84	5	7.60	1.95	11	6.36	2.46	6	7.17	2.14	9	7.22	2.11	4	7.00	.82	5	8.00	2.00	7	7.71	1.70	17	6.76	2.51
Social protection	1	10.00		23	7.30	2.03	3	5.33	1.53	7	6.29	2.50	6	6.50	1.76	5	5.40	1.52	3	7.33	.58	5	7.40	2.07	5	7.00	1.73	13	6.38	2.69
Climate change	2	8.00	0.00	24	7.04	1.83	3	5.00	2.00	8	6.25	2.38	6	7.33	.52	11	7.09	2.26	4	6.75	.96	3	6.33	1.53	5	7.20	2.39	18	6.72	2.11
Agricultural development	2	7.50	.71	26	7.38	1.86	3	5.67	3.06	7	7.43	2.51	6	6.83	1.17	9	7.00	2.12	4	6.75	.50	4	6.75	1.50	7	8.00	1.73	13	6.54	2.37
Natural resource management	2	7.50	.71	24	6.83	1.71	2	6.00	4.24	6	5.00	2.00	6	7.50	1.22	8	7.63	2.13	4	6.75	.50	3	6.67	2.08	6	7.67	2.50	13	6.31	2.78

C. World Bank Group's Effectiveness and Results (continued)

Where are the World Bank Group's decisions made primarily that support the program in Peru?* (Select only ONE response)

Percentage of Respondents	Office of President/ Prime Minister/ Minister	Employee of Ministry/ Ministerial Dep/ Implementation Agency	PMU/Consultant/ Contractor on Bank project	Bilateral/ Multilateral Agency	Private Sector/ Financial Sector/ Private Bank	CSO	Media	Independent Government Institution	Academia/ Research Institute/ Think Tank	Other
At the Headquarters (in Washington D.C.)	60.0%	68.2%	87.5%	83.3%	62.5%	60.0%	66.7%	50.0%	87.5%	48.1%
In the country	40.0%	15.9%	12.5%	11.1%	25.0%	10.0%	16.7%	0.0%	12.5%	3.7%
Don't know	0.0%	15.9%	0.0%	5.6%	12.5%	30.0%	16.7%	50.0%	0.0%	48.1%

*Significantly different between stakeholder groups

	Which of the following best describes your current position?																													
	Office of President/ Prime Minister/ Minister			Employee of a Ministry/ Ministerial Dep/ Implementation Agency			PMU/ Consultant/ Contractor on Bank project			Bilateral/ Multilateral Agency			Private Sector/ Financial Sector/ Private Bank			CSO			Media			Independent Government Institution			Academia/ Research institute/ Think tank			Other		
	N	Mean	SD	N	Mean	SD	N	Mean	SD	N	Mean	SD	N	Mean	SD	N	Mean	SD	N	Mean	SD	N	Mean	SD	N	Mean	SD	N	Mean	SD
To what extent does the World Bank Group's work help to achieve development results in Peru?	5	7.20	1.92	43	6.98	1.44	8	7.13	1.36	17	5.88	1.62	6	6.67	1.86	18	6.50	1.29	6	6.83	1.33	8	7.13	1.25	8	6.50	1.07	23	6.78	1.62

(1-To no degree at all, 10-To a very significant degree)

To what extent do you agree with the following statements about the World Bank Group in Peru? (1-Strongly disagree, 10-Strongly agree)

	Which of the following best describes your current position?																													
	Office of President/ Prime Minister/ Minister			Employee of a Ministry/ Ministerial Dep/ Implementation Agency			PMU/ Consultant/ Contractor on Bank project			Bilateral/ Multilateral Agency			Private Sector/ Financial Sector/ Private Bank			CSO			Media			Independent Government Institution			Academia/ Research institute/ Think tank			Other		
	N	Mean	SD	N	Mean	SD	N	Mean	SD	N	Mean	SD	N	Mean	SD	N	Mean	SD	N	Mean	SD	N	Mean	SD	N	Mean	SD	N	Mean	SD
The World Bank Group's financial instruments meet the needs of Peru	5	7.60	1.67	43	6.93	1.53	8	7.38	1.60	18	5.61	1.79	6	6.83	1.60	17	6.35	1.37	6	6.50	1.05	6	7.17	.75	8	7.00	1.85	23	6.78	1.70
The World Bank Group meets Peru's needs for knowledge services	5	7.80	1.92	42	6.79	1.47	8	7.38	1.41	18	6.00	1.85	6	6.67	1.51	18	6.72	1.53	6	6.83	.75	7	7.57	1.27	8	7.25	2.31	23	6.78	1.93

	Which of the following best describes your current position?																													
	Office of President/ Prime Minister/ Minister			Employee of a Ministry/ Ministerial Dep/ Implementation Agency			PMU/ Consultant/ Contractor on Bank project			Bilateral/ Multilateral Agency			Private Sector/ Financial Sector/ Private Bank			CSO			Media			Independent Government Institution			Academia/ Research institute/ Think tank			Other		
	N	Mean	SD	N	Mean	SD	N	Mean	SD	N	Mean	SD	N	Mean	SD	N	Mean	SD	N	Mean	SD	N	Mean	SD	N	Mean	SD	N	Mean	SD
To what extent do you believe the World Bank Group measures and corrects its work in real time in Peru?	5	7.20	1.64	40	6.30	1.64	8	6.38	1.41	15	5.20	1.57	5	6.60	1.14	16	6.00	1.83	5	5.40	1.14	4	7.00	1.41	6	6.00	1.90	20	6.40	1.50

(1-To no degree at all, 10-To a very significant degree)

D. The World Bank Group's Knowledge Work and Activities

How frequently do you consult World Bank Group's knowledge work and activities in the work you do?

Percentage of Respondents	Office of President/ Prime Minister/ Minister	Employee of Ministry/ Ministerial Dep/ Implementation Agency	PMU/Consultant/ Contractor on Bank project	Bilateral/ Multilateral Agency	Private Sector/ Financial Sector/ Private Bank	CSO	Media	Independent Government Institution	Academia/ Research Institute/ Think Tank	Other
Weekly	20.0%	6.7%	25.0%	5.6%	12.5%	0.0%	0.0%	0.0%	25.0%	0.0%
Monthly	20.0%	24.4%	37.5%	22.2%	25.0%	15.0%	33.3%	25.0%	25.0%	15.4%
A few times a year	60.0%	48.9%	37.5%	55.6%	37.5%	65.0%	50.0%	37.5%	25.0%	34.6%
Rarely	0.0%	15.6%	0.0%	11.1%	25.0%	5.0%	16.7%	25.0%	25.0%	38.5%
Never	0.0%	4.4%	0.0%	5.6%	0.0%	15.0%	0.0%	12.5%	0.0%	11.5%

In Peru, to what extent do you believe that the World Bank Group's knowledge work and activities: (1-To no degree at all, 10-To a very significant degree)

	Which of the following best describes your current position?																													
	Office of President/ Prime Minister/ Minister			Employee of a Ministry/ Ministerial Dep/ Implementation Agency			PMU/ Consultant/ Contractor on Bank project			Bilateral/ Multilateral Agency			Private Sector/ Financial Sector/ Private Bank			CSO			Media			Independent Government Institution			Academia/ Research institute/ Think tank			Other		
	N	Mean	SD	N	Mean	SD	N	Mean	SD	N	Mean	SD	N	Mean	SD	N	Mean	SD	N	Mean	SD	N	Mean	SD	N	Mean	SD	N	Mean	SD
Are timely	5	7.80	1.92	39	6.92	1.49	8	6.38	2.13	16	6.81	1.56	7	7.00	1.29	15	6.27	1.44	5	6.60	1.14	7	7.57	1.62	8	6.88	2.10	23	6.52	1.75
Are relevant to Peru's development priorities	5	7.80	2.17	41	7.22	1.74	8	7.00	1.69	16	7.31	1.30	6	7.17	1.72	16	7.00	1.41	6	6.67	.82	7	7.86	1.68	8	6.63	2.00	24	6.71	1.52
Lead to practical solutions	5	7.20	1.48	40	6.80	1.68	8	6.88	2.17	16	6.50	1.83	5	6.40	2.79	13	6.54	1.51	6	6.17	1.33	7	7.14	1.77	8	6.50	1.77	23	6.57	1.75
Are accessible (well written and easy to understand)	5	7.40	1.67	41	7.17	1.56	8	7.00	1.77	16	7.69	1.30	7	6.57	2.23	17	7.53	1.23	6	6.33	1.03	7	7.29	1.25	8	7.75	1.39	24	6.54	1.86
Enhance your knowledge and/or skills	5	8.00	1.87	42	7.62	1.71	8	7.50	1.69	16	7.56	1.36	7	7.43	2.07	18	7.83	1.42	6	6.50	1.38	8	7.38	2.07	8	8.13	1.13	25	6.84	1.97
Are translated enough into local language	5	6.80	2.05	37	6.92	1.72	7	5.57	3.05	15	7.73	1.91	7	6.57	2.37	15	7.20	2.01	6	6.00	1.41	7	8.29	1.11	8	5.88	1.25	23	6.26	2.18
Are adapted to Peru's specific development challenges and country circumstances	5	7.60	1.95	40	7.13	1.54	8	7.25	1.83	16	6.63	1.71	7	7.00	1.41	18	7.06	1.95	6	6.33	.82	7	8.57	1.27	8	7.13	1.25	22	7.00	1.75

	Which of the following best describes your current position?																													
	Office of President/ Prime Minister/ Minister			Employee of a Ministry/ Ministerial Dep/ Implementation Agency			PMU/ Consultant/ Contractor on Bank project			Bilateral/ Multilateral Agency			Private Sector/ Financial Sector/ Private Bank			CSO			Media			Independent Government Institution			Academia/ Research institute/ Think tank			Other		
	N	Mean	SD	N	Mean	SD	N	Mean	SD	N	Mean	SD	N	Mean	SD	N	Mean	SD	N	Mean	SD	N	Mean	SD	N	Mean	SD	N	Mean	SD
Overall, how significant a contribution do you believe the World Bank Group's knowledge work and activities make to development results in your country?	5	7.60	1.82	43	7.23	1.51	8	7.00	1.60	17	6.59	1.50	6	7.67	1.21	19	6.21	1.47	6	6.83	.75	8	7.38	1.92	8	7.25	1.49	24	6.58	1.41
Overall, how would you rate the technical quality of the World Bank Group's knowledge work and activities?	5	8.00	1.58	42	7.55	1.50	8	7.75	.89	17	7.29	.92	7	8.00	.82	19	7.32	1.25	5	7.80	.45	8	7.88	1.96	8	8.00	.76	24	7.04	1.30

(1-Not significant at all, 10-Very significant; 1-Very low technical quality, 10-Very high technical quality)

D. The World Bank Group's Knowledge Work and Activities (continued)

Have you read/consulted any World Bank Group Reports: [*Economic Mobility and the Rise of the Latin American Middle Class, Latin America And The Caribbean As Tailwinds Recede: In Search Of Higher Growth, Peru On The Threshold Of A New Era, Diagnostic Review Of Consumer Protection And Financial Literacy, World Development Report 2014: Managing Risk For Development, Lesson From The Hand Washing Initiative In Peru, Impact Evaluation, Economic Impact Of The Ica Earthquake On Water And Sanitation Services, Sanitation Market At The Bottom Of The Pyramid, Doing Business, and Is The Field Leveled For Peruvian Children?*]

Percentage of Respondents	Office of President/ Prime Minister/ Minister	Employee of Ministry/ Ministerial Dep/ Implementation Agency	PMU/Consultant/ Contractor on Bank project	Bilateral/ Multilateral Agency	Private Sector/ Financial Sector/ Private Bank	CSO	Media	Independent Government Institution	Academia/ Research Institute/ Think Tank	Other
Yes	60.0%	80.0%	50.0%	88.9%	75.0%	85.0%	60.0%	87.5%	87.5%	54.2%
No	40.0%	20.0%	50.0%	11.1%	25.0%	15.0%	40.0%	12.5%	12.5%	45.8%

	Which of the following best describes your current position?																													
	Office of President/ Prime Minister/ Minister			Employee of a Ministry/ Ministerial Dep/ Implementation Agency			PMU/ Consultant/ Contractor on Bank project			Bilateral/ Multilateral Agency			Private Sector/ Financial Sector/ Private Bank			CSO			Media			Independent Government Institution			Academia/ Research institute/ Think tank			Other		
	N	Mean	SD	N	Mean	SD	N	Mean	SD	N	Mean	SD	N	Mean	SD	N	Mean	SD	N	Mean	SD	N	Mean	SD	N	Mean	SD	N	Mean	SD
To what extent do you believe any Report raised substantive new information and insight that you were not aware of prior to reading?	4	8.75	.96	37	7.35	1.40	4	7.50	1.00	16	7.06	1.69	7	8.29	1.11	17	7.53	1.18	4	7.75	.96	7	7.86	2.12	7	7.00	1.29	14	7.64	1.34
To what extent do you believe any Report provided you with useful information in terms of the work you do?	4	8.75	1.50	38	7.34	1.68	4	7.75	.96	16	7.88	1.26	6	7.67	1.63	17	7.35	1.17	4	8.50	.58	7	7.71	2.14	7	7.71	1.38	13	7.31	1.75

(1-To no degree at all, 10-To a very significant degree)

D. The World Bank Group's Knowledge Work and Activities (continued)

Which of the following reports do you think are the most useful in terms of the work you do? (Choose no more than TWO)

Percentage of Respondents (Responses combined)	Office of President/ Prime Minister/ Minister	Employee of Ministry/ Ministerial Dep/ Implementation Agency	PMU/Consultant/ Contractor on Bank project	Bilateral/ Multilateral Agency	Private Sector/ Financial Sector/ Private Bank	CSO	Media	Independent Government Institution	Academia/ Research Institute/ Think Tank	Other
Economic Mobility And The Rise Of The Latin American Middle Class (<i>La Movilidad Económica y el Crecimiento de la Clase Media en América Latina</i>)	40.0%	23.3%	33.3%	31.3%	37.5%	21.1%	83.3%	37.5%	50.0%	20.0%
Latin America And The Caribbean As Tailwinds Recede: In Search Of Higher Growth (<i>América Latina y El Caribe sin Vientos a Favor</i>)	0.0%	2.3%	0.0%	0.0%	0.0%	10.5%	0.0%	12.5%	0.0%	0.0%
Peru On The Threshold Of A New Era (<i>Perú en el Umbral de una Nueva Era</i>)	0.0%	41.9%	33.3%	50.0%	12.5%	15.8%	33.3%	12.5%	37.5%	40.0%
Diagnostic Review Of Consumer Protection And Financial Literacy (<i>Protección al Consumidor y la Alfabetización Financiera</i>)	0.0%	2.3%	0.0%	12.5%	0.0%	0.0%	0.0%	12.5%	12.5%	4.0%
World Development Report 2014: Managing Risk For Development* (<i>Informe de Desarrollo Mundial 2014: Riesgo y Oportunidad –la Administración del Riesgo como Instrumento de Desarrollo</i>)*	40.0%	44.2%	33.3%	12.5%	62.5%	42.1%	16.7%	12.5%	0.0%	56.0%
Lesson From The Hand Washing Initiative In Peru, Impact Evaluation (<i>Evaluación de Impacto de la Iniciativa de Lavado de Manos en el Perú</i>)	0.0%	4.7%	0.0%	25.0%	0.0%	26.3%	0.0%	12.5%	12.5%	4.0%
Economic Impact Of The Ica Earthquake On Water And Sanitation Services (<i>Impacto Económico del Terremoto de Ica sobre Servicios de Agua y Saneamiento</i>)	0.0%	7.0%	33.3%	12.5%	0.0%	21.1%	0.0%	12.5%	12.5%	12.0%
Sanitation Market At The Bottom Of The Pyramid (<i>Mercado de Saneamiento en la Base de la Pirámide</i>)	0.0%	14.0%	16.7%	12.5%	0.0%	42.1%	0.0%	0.0%	12.5%	20.0%
Doing Business (<i>Facilidad para hacer Negocios o Doing Business</i>)	20.0%	18.6%	0.0%	18.8%	50.0%	10.5%	33.3%	50.0%	12.5%	12.0%
Is The Field Levelled For Peruvian Children? (<i>¿Está el Piso Parejo para los Niños del Perú?</i>)	20.0%	20.9%	33.3%	18.8%	12.5%	0.0%	33.3%	0.0%	25.0%	4.0%
Other*	40.0%	4.7%	0.0%	0.0%	0.0%	5.3%	0.0%	0.0%	25.0%	4.0%

*Significantly different between stakeholder groups

E. Working with the World Bank Group

To what extent does each of the following aspects of the World Bank Group's technical assistance/advisory work contribute to solving Peru's development challenges?

(1-To no degree at all, 10-To a very significant degree)

	Which of the following best describes your current position?																													
	Office of President/ Prime Minister/ Minister			Employee of a Ministry/ Ministerial Dep/ Implementation Agency			PMU/ Consultant/ Contractor on Bank project			Bilateral/ Multilateral Agency			Private Sector/ Financial Sector/ Private Bank			CSO			Media			Independent Government Institution			Academia/ Research institute/ Think tank			Other		
	N	Mean	SD	N	Mean	SD	N	Mean	SD	N	Mean	SD	N	Mean	SD	N	Mean	SD	N	Mean	SD	N	Mean	SD	N	Mean	SD	N	Mean	SD
Conceptualization (understanding and framing the problem)	5	7.40	1.14	43	7.30	1.77	8	7.63	1.41	15	6.67	1.68	6	8.00	.63	15	7.47	1.41	6	6.83	1.17	8	7.38	1.85	7	7.57	1.62	23	7.00	1.48
Design (appraising and planning the solutions)	5	7.80	1.92	43	7.35	1.34	8	7.75	1.28	16	6.75	1.84	6	7.17	1.17	16	7.44	1.31	6	7.00	.89	8	7.63	1.85	7	7.29	1.38	22	7.23	1.63
Implementation (Executing, carrying out, monitoring, and making appropriate adjustments)	5	7.80	1.92	43	7.33	1.25	8	7.50	1.20	16	6.19	1.94	6	6.83	1.72	14	6.93	1.54	6	7.33	.52	8	7.25	2.43	7	7.71	1.50	22	7.09	1.48
Evaluation (assessing the impact and results)	5	7.40	1.67	44	7.55	1.30	8	7.88	1.36	14	6.71	2.20	6	7.00	1.67	15	7.33	1.35	6	7.17	1.17	8	8.00	1.85	7	8.57	1.72	23	7.22	1.62

To what extent do you agree/disagree with the following statements? (1-Strongly disagree, 10-Strongly agree)

	Which of the following best describes your current position?																													
	Office of President/ Prime Minister/ Minister			Employee of a Ministry/ Ministerial Dep/ Implementation Agency			PMU/ Consultant/ Contractor on Bank project			Bilateral/ Multilateral Agency			Private Sector/ Financial Sector/ Private Bank			CSO			Media			Independent Government Institution			Academia/ Research institute/ Think tank			Other		
	N	Mean	SD	N	Mean	SD	N	Mean	SD	N	Mean	SD	N	Mean	SD	N	Mean	SD	N	Mean	SD	N	Mean	SD	N	Mean	SD	N	Mean	SD
The World Bank Group disburses funds promptly	5	6.40	1.95	38	6.29	1.89	6	7.67	1.37	11	5.82	2.23	6	6.67	.82	8	6.38	1.51	4	5.00	2.16	3	7.33	.58	5	5.80	1.64	18	5.11	2.11
The World Bank Group effectively monitors and evaluates the projects and programs it supports	5	7.40	1.82	40	7.33	1.73	8	7.25	1.39	13	6.69	1.75	5	7.80	1.79	15	6.80	1.66	6	6.50	.84	5	8.20	1.30	8	7.25	.89	21	7.00	1.05
The World Bank Group's approvals and reviews are done in a timely fashion	4	7.00	1.83	35	6.71	1.62	8	7.38	1.41	12	6.08	2.15	6	6.50	1.87	11	6.27	1.62	5	7.00	.71	4	7.50	1.29	6	7.33	1.37	19	6.63	1.57
The World Bank Group's "Safeguard Policy" requirements are reasonable	5	6.60	1.82	31	6.90	1.74	7	7.00	1.63	12	6.75	2.38	7	6.86	1.21	10	6.50	2.17	5	7.00	1.00	4	8.50	1.29	5	7.20	1.30	18	6.94	1.59
The World Bank Group's conditions on its lending are reasonable	5	6.80	1.64	33	7.00	1.75	7	7.00	2.00	13	7.15	2.23	7	7.43	1.13	8	6.38	2.13	4	7.50	1.29	4	8.75	.96	3	7.00	1.00	18	6.28	1.64
The World Bank Group takes decisions quickly in Peru	5	6.20	2.39	38	6.34	1.53	7	6.29	2.50	14	6.07	1.59	6	6.17	2.14	8	5.88	1.46	5	5.80	1.48	3	7.33	.58	7	5.43	1.40	19	6.21	1.58
Working with the World Bank Group increases Peru's institutional capacity	5	7.60	1.95	40	7.30	1.54	8	7.50	1.69	14	6.79	2.46	7	8.29	1.38	13	7.23	1.96	6	7.17	1.60	7	8.57	1.13	8	7.50	2.00	22	7.09	1.97
The World Bank Group ensures consistency and continuity through staff changes	5	7.00	1.87	33	6.58	1.73	7	6.57	2.82	11	5.91	2.55	6	7.17	1.17	9	7.00	1.87	5	6.00	1.87	4	7.75	1.26	7	5.29	2.63	16	7.00	2.00
Where country systems are adequate, the World Bank Group makes appropriate use of them	5	7.20	1.48	24	7.38	1.74	5	7.80	1.64	8	6.50	2.14	5	7.00	1.58	5	6.20	1.30	6	6.00	.63	3	8.33	.58	5	7.80	1.30	19	6.58	2.14
The World Bank Group provides effective implementation support	5	7.40	1.52	39	7.33	1.56	8	7.63	1.60	14	6.71	1.73	6	7.33	1.63	13	6.38	2.02	6	6.17	.75	6	8.00	.63	8	7.63	1.19	21	6.90	2.02

E. Working with the World Bank Group (continued)

Which of the following best describes the way the World Bank Group operates in Peru? (Select only ONE response)

Percentage of Respondents	Office of President/ Prime Minister/ Minister	Employee of Ministry/ Ministerial Dep/ Implementation Agency	PMU/Consultant/ Contractor on Bank project	Bilateral/ Multilateral Agency	Private Sector/ Financial Sector/ Private Bank	CSO	Media	Independent Government Institution	Academia/ Research Institute/ Think Tank	Other
The World Bank Group takes too much risk in Peru	0.0%	2.3%	0.0%	0.0%	0.0%	0.0%	0.0%	0.0%	0.0%	0.0%
The World Bank Group does not take enough risk in Peru	20.0%	18.2%	25.0%	41.2%	37.5%	25.0%	66.7%	0.0%	25.0%	19.2%
The World Bank Group's approach to risk is appropriate	40.0%	38.6%	25.0%	41.2%	37.5%	15.0%	33.3%	62.5%	50.0%	38.5%
Don't know	0.0%	18.2%	25.0%	5.9%	25.0%	45.0%	0.0%	25.0%	12.5%	26.9%
Prefer not to answer	40.0%	22.7%	25.0%	11.8%	0.0%	15.0%	0.0%	12.5%	12.5%	15.4%

F. Recent Trends and the Future Role of the World Bank Group in Peru

	Which of the following best describes your current position?																													
	Office of President/ Prime Minister/ Minister			Employee of a Ministry/ Ministerial Dep/ Implementation Agency			PMU/ Consultant/ Contractor on Bank project			Bilateral/ Multilateral Agency			Private Sector/ Financial Sector/ Private Bank			CSO			Media			Independent Government Institution			Academia/ Research institute/ Think tank			Other		
	N	Mean	SD	N	Mean	SD	N	Mean	SD	N	Mean	SD	N	Mean	SD	N	Mean	SD	N	Mean	SD	N	Mean	SD	N	Mean	SD	N	Mean	SD
In the last three years, to what extent do you believe that the World Bank Group has moved in the right direction in terms of the focus of its work in Peru?	5	7.40	1.82	43	7.07	1.49	8	7.88	1.13	14	5.79	2.01	6	7.50	.84	16	6.38	1.78	5	6.80	.45	8	7.75	1.28	8	6.75	1.75	20	6.90	1.45
How significant a role do you believe that international development cooperation (e.g., range of donors and partners) SHOULD play in Peru's development in the near future?	5	8.60	1.52	45	8.38	1.17	7	7.86	.69	18	6.94	2.15	8	8.88	1.36	20	8.05	2.01	6	8.00	1.26	8	8.50	1.41	8	8.13	.99	26	8.12	1.75

(1-To no degree at all, 10-To a very significant degree; 1-Not a significant role at all, 10-Very significant role)

F. Recent Trends and the Future Role of the World Bank Group in Peru (continued)

Which of the following SHOULD the World Bank Group do to make itself of greater value in Peru? (Choose no more than TWO)

Percentage of Respondents (Responses combined)	Office of President/ Prime Minister/ Minister	Employee of Ministry/ Ministerial Dep/ Implementation Agency	PMU/Consultant/ Contractor on Bank project	Bilateral/ Multilateral Agency	Private Sector/ Financial Sector/ Private Bank	CSO	Media	Independent Government Institution	Academia/ Research Institute/ Think Tank	Other
Provide more adequate data/knowledge/statistics/figures on Peru's economy	0.0%	15.6%	0.0%	11.1%	50.0%	26.3%	33.3%	37.5%	12.5%	22.2%
Collaborate more effectively with Government clients	20.0%	24.4%	12.5%	0.0%	37.5%	21.1%	16.7%	0.0%	12.5%	25.9%
Become more decentralized	40.0%	11.1%	50.0%	27.8%	12.5%	15.8%	33.3%	25.0%	12.5%	14.8%
Offer more innovative financial products	20.0%	15.6%	12.5%	11.1%	0.0%	21.1%	0.0%	0.0%	12.5%	0.0%
Improve the competitiveness of its financing compared to markets	0.0%	15.6%	12.5%	5.6%	25.0%	5.3%	0.0%	0.0%	0.0%	11.1%
Do large infrastructure projects	0.0%	11.1%	12.5%	16.7%	25.0%	0.0%	16.7%	25.0%	12.5%	11.1%
Reach out more to groups outside of Government*	0.0%	4.4%	12.5%	0.0%	0.0%	47.4%	16.7%	12.5%	62.5%	11.1%
Improve the quality of its experts as related to Peru's specific challenges	0.0%	17.8%	0.0%	27.8%	12.5%	10.5%	0.0%	25.0%	0.0%	11.1%
Streamline the time required for environmental and procurement reviews, especially for high income and middle income countries (i.e. no more than four months)	0.0%	0.0%	12.5%	16.7%	12.5%	0.0%	0.0%	0.0%	12.5%	3.7%
Offer more innovative knowledge services	0.0%	24.4%	12.5%	11.1%	0.0%	5.3%	0.0%	25.0%	0.0%	7.4%
Ensure greater selectivity in its work	0.0%	0.0%	0.0%	0.0%	0.0%	0.0%	0.0%	0.0%	0.0%	0.0%
Increase the level of capacity development in the country, especially at subnational level	40.0%	35.6%	50.0%	33.3%	12.5%	26.3%	50.0%	37.5%	12.5%	29.6%
Reduce the complexity of obtaining World Bank Group financing	40.0%	11.1%	12.5%	16.7%	0.0%	10.5%	16.7%	12.5%	25.0%	25.9%
Increase availability of Fee-Based services	0.0%	0.0%	0.0%	0.0%	0.0%	0.0%	0.0%	0.0%	0.0%	0.0%
Work faster	20.0%	2.2%	0.0%	16.7%	12.5%	5.3%	16.7%	0.0%	12.5%	7.4%
Other	20.0%	2.2%	0.0%	0.0%	0.0%	5.3%	0.0%	0.0%	12.5%	7.4%

*Significantly different between stakeholder groups

When considering the combination of services that the World Bank Group offers in Peru, and taking into account its limited level of resources, which ONE of the following do you believe the World Bank Group should offer more of in Peru? (Select only ONE response)

Percentage of Respondents	Office of President/ Prime Minister/ Minister	Employee of Ministry/ Ministerial Dep/ Implementation Agency	PMU/Consultant/ Contractor on Bank project	Bilateral/ Multilateral Agency	Private Sector/ Financial Sector/ Private Bank	CSO	Media	Independent Government Institution	Academia/ Research Institute/ Think Tank	Other
Financial services	40.0%	20.0%	12.5%	11.1%	25.0%	15.8%	16.7%	25.0%	37.5%	20.0%
Knowledge products	40.0%	53.3%	50.0%	66.7%	62.5%	57.9%	16.7%	62.5%	50.0%	40.0%
Convening services	0.0%	2.2%	0.0%	11.1%	0.0%	10.5%	0.0%	0.0%	12.5%	0.0%
None of the above	0.0%	0.0%	0.0%	5.6%	0.0%	0.0%	0.0%	0.0%	0.0%	4.0%
The combination is appropriate for Peru	0.0%	0.0%	37.5%	5.6%	12.5%	15.8%	66.7%	12.5%	0.0%	28.0%
Don't know	0.0%	4.4%	0.0%	0.0%	0.0%	0.0%	0.0%	0.0%	0.0%	8.0%

G. Communication and Information Sharing

How do you get most of your information about economic and social development issues in Peru? (Choose no more than TWO)

Percentage of Respondents (Responses combined)	Office of President/ Prime Minister/ Minister	Employee of Ministry/ Ministerial Dep/ Implementation Agency	PMU/Consultant/ Contractor on Bank project	Bilateral/ Multilateral Agency	Private Sector/ Financial Sector/ Private Bank	CSO	Media	Independent Government Institution	Academia/ Research Institute/ Think Tank	Other
Local newspapers*	80.0%	42.2%	62.5%	77.8%	50.0%	25.0%	66.7%	25.0%	62.5%	55.6%
International newspapers	0.0%	4.4%	0.0%	16.7%	0.0%	5.0%	0.0%	0.0%	25.0%	0.0%
Local radio	0.0%	0.0%	0.0%	5.6%	12.5%	5.0%	0.0%	0.0%	0.0%	0.0%
International radio	0.0%	0.0%	0.0%	0.0%	0.0%	0.0%	0.0%	0.0%	0.0%	0.0%
Local television	20.0%	8.9%	12.5%	16.7%	12.5%	15.0%	0.0%	12.5%	12.5%	11.1%
International television	0.0%	2.2%	0.0%	5.6%	0.0%	10.0%	0.0%	0.0%	0.0%	7.4%
Periodicals	20.0%	51.1%	50.0%	22.2%	50.0%	40.0%	16.7%	37.5%	37.5%	44.4%
Internet	60.0%	66.7%	62.5%	33.3%	62.5%	70.0%	66.7%	87.5%	62.5%	59.3%
Social media	0.0%	13.3%	0.0%	5.6%	12.5%	5.0%	33.3%	12.5%	0.0%	3.7%
Blogs	0.0%	2.2%	0.0%	0.0%	0.0%	0.0%	0.0%	12.5%	0.0%	0.0%
Mobile phones	0.0%	0.0%	0.0%	0.0%	0.0%	0.0%	0.0%	0.0%	0.0%	0.0%
Instant messaging*	0.0%	0.0%	0.0%	0.0%	0.0%	0.0%	16.7%	0.0%	0.0%	0.0%
Other	0.0%	0.0%	12.5%	16.7%	0.0%	10.0%	0.0%	0.0%	0.0%	3.7%

*Significantly different between stakeholder groups

How would you prefer to receive information from the World Bank Group? (Choose no more than TWO)

Percentage of Respondents (Responses combined)	Office of President/ Prime Minister/ Minister	Employee of Ministry/ Ministerial Dep/ Implementation Agency	PMU/Consultant/ Contractor on Bank project	Bilateral/ Multilateral Agency	Private Sector/ Financial Sector/ Private Bank	CSO	Media	Independent Government Institution	Academia/ Research Institute/ Think Tank	Other
Blogs	0.0%	6.7%	0.0%	0.0%	0.0%	0.0%	16.7%	0.0%	0.0%	3.7%
Direct contact with World Bank Group	40.0%	17.8%	12.5%	38.9%	50.0%	35.0%	33.3%	37.5%	37.5%	18.5%
e-Newsletters	60.0%	48.9%	50.0%	33.3%	25.0%	45.0%	33.3%	50.0%	25.0%	55.6%
Instant messaging	0.0%	2.2%	0.0%	0.0%	0.0%	0.0%	16.7%	0.0%	0.0%	11.1%
World Bank Group's seminars/workshops/conferences	60.0%	48.9%	37.5%	38.9%	62.5%	25.0%	16.7%	25.0%	75.0%	37.0%
World Bank Group's publications and other written materials	20.0%	31.1%	37.5%	33.3%	0.0%	50.0%	33.3%	25.0%	62.5%	44.4%
Mobile phones	0.0%	0.0%	12.5%	0.0%	0.0%	5.0%	0.0%	0.0%	0.0%	3.7%
Social media	0.0%	17.8%	25.0%	5.6%	0.0%	15.0%	16.7%	25.0%	0.0%	7.4%
World Bank Group's website*	0.0%	17.8%	12.5%	33.3%	50.0%	10.0%	0.0%	37.5%	0.0%	3.7%
Other	0.0%	2.2%	0.0%	0.0%	0.0%	0.0%	16.7%	0.0%	0.0%	0.0%

*Significantly different between stakeholder groups

Are you aware of the World Bank Group's Access to Information Policy under which the Bank will now disclose any information in its possession that is not a list of exceptions?

Percentage of Respondents	Office of President/ Prime Minister/ Minister	Employee of Ministry/ Ministerial Dep/ Implementation Agency	PMU/Consultant/ Contractor on Bank project	Bilateral/ Multilateral Agency	Private Sector/ Financial Sector/ Private Bank	CSO	Media	Independent Government Institution	Academia/ Research Institute/ Think Tank	Other
Yes	60.0%	38.6%	37.5%	66.7%	37.5%	30.0%	50.0%	62.5%	50.0%	23.1%
No	40.0%	61.4%	62.5%	33.3%	62.5%	70.0%	50.0%	37.5%	50.0%	76.9%

G. Communication and Information Sharing (continued)

Do you use/have used the World Bank Group website?

Percentage of Respondents	Office of President/ Prime Minister/ Minister	Employee of Ministry/ Ministerial Dep/ Implementation Agency	PMU/Consultant/ Contractor on Bank project	Bilateral/ Multilateral Agency	Private Sector/ Financial Sector/ Private Bank	CSO	Media	Independent Government Institution	Academia/ Research Institute/ Think Tank	Other
Yes	100.0%	80.0%	100.0%	94.4%	75.0%	80.0%	50.0%	62.5%	87.5%	61.5%
No	0.0%	20.0%	0.0%	5.6%	25.0%	20.0%	50.0%	37.5%	12.5%	38.5%

Please rate how much you agree with the following statements. (1-Strongly disagree, 10-Strongly agree)

	Which of the following best describes your current position?																													
	Office of President/ Prime Minister/ Minister			Employee of a Ministry/ Ministerial Dep/ Implementation Agency			PMU/ Consultant/ Contractor on Bank project			Bilateral/ Multilateral Agency			Private Sector/ Financial Sector/ Private Bank			CSO			Media			Independent Government Institution			Academia/ Research institute/ Think tank			Other		
	N	Mean	SD	N	Mean	SD	N	Mean	SD	N	Mean	SD	N	Mean	SD	N	Mean	SD	N	Mean	SD	N	Mean	SD	N	Mean	SD	N	Mean	SD
When I need information from the World Bank Group I know how to find it	5	8.40	2.07	41	6.27	2.13	8	7.38	2.45	18	6.78	1.93	8	6.88	2.64	20	7.55	1.93	6	5.83	2.14	6	6.67	2.34	8	6.38	2.92	23	5.91	2.02
The World Bank Group's social media channels are valuable sources of information about the institution	3	7.33	1.53	35	6.57	1.77	4	5.50	1.00	8	6.88	1.96	4	7.25	2.87	13	6.85	1.77	6	6.33	1.86	4	7.25	2.63	7	5.57	2.44	17	7.35	1.58
The World Bank Group is responsive to my information requests and inquiries*	5	8.60	1.67	28	7.18	1.79	7	7.14	1.95	16	6.75	1.81	6	7.67	2.07	14	7.36	1.74	6	5.00	2.45	4	7.75	1.26	5	9.20	.84	17	5.65	2.29

*Significantly different between stakeholder groups

H. Background Information

Currently, do you professionally collaborate/work with the World Bank Group in your country?*

Percentage of Respondents	Office of President/ Prime Minister/ Minister	Employee of Ministry/ Ministerial Dep/ Implementation Agency	PMU/Consultant/ Contractor on Bank project	Bilateral/ Multilateral Agency	Private Sector/ Financial Sector/ Private Bank	CSO	Media	Independent Government Institution	Academia/ Research Institute/ Think Tank	Other
Yes	60.0%	48.8%	75.0%	50.0%	50.0%	15.0%	0.0%	25.0%	37.5%	18.5%
No	40.0%	51.2%	25.0%	50.0%	50.0%	85.0%	100.0%	75.0%	62.5%	81.5%

*Significantly different between stakeholder groups

Which of the following agencies of the World Bank Group do you work with in Peru? (Select all that apply)

Percentage of Respondents (Responses combined)	Office of President/ Prime Minister/ Minister	Employee of Ministry/ Ministerial Dep/ Implementation Agency	PMU/Consultant/ Contractor on Bank project	Bilateral/ Multilateral Agency	Private Sector/ Financial Sector/ Private Bank	CSO	Media	Independent Government Institution	Academia/ Research Institute/ Think Tank	Other
The World Bank (IBRD/IDA)*	60.0%	58.5%	100.0%	47.1%	12.5%	40.0%	50.0%	57.1%	75.0%	30.4%
The International Finance Corporation (IFC)	20.0%	22.0%	0.0%	11.8%	50.0%	20.0%	16.7%	0.0%	37.5%	8.7%
The Multilateral Investment Guarantee Agency (MIGA)*	0.0%	2.4%	0.0%	5.9%	0.0%	0.0%	33.3%	0.0%	12.5%	0.0%
None	20.0%	36.6%	0.0%	52.9%	37.5%	55.0%	33.3%	42.9%	25.0%	65.2%

*Significantly different between stakeholder groups

H. Background Information (continued)**Do your projects involve both the World Bank and IFC?**

Percentage of Respondents	Office of President/ Prime Minister/ Minister	Employee of Ministry/ Ministerial Dep/ Implementation Agency	PMU/Consultant/ Contractor on Bank project	Bilateral/ Multilateral Agency	Private Sector/ Financial Sector/ Private Bank	CSO	Media	Independent Government Institution	Academia/ Research Institute/ Think Tank	Other
Yes	0.0%	42.5%	25.0%	64.7%	50.0%	15.8%	16.7%	28.6%	12.5%	15.4%
No	100.0%	57.5%	75.0%	35.3%	50.0%	84.2%	83.3%	71.4%	87.5%	84.6%

If yes, what was your view on the two institutions working together in Peru?

Percentage of Respondents	Office of President/ Prime Minister/ Minister	Employee of Ministry/ Ministerial Dep/ Implementation Agency	PMU/Consultant/ Contractor on Bank project	Bilateral/ Multilateral Agency	Private Sector/ Financial Sector/ Private Bank	CSO	Media	Independent Government Institution	Academia/ Research Institute/ Think Tank	Other
Working well together	-	43.8%	0.0%	50.0%	0.0%	66.7%	100.0%	0.0%	0.0%	100.0%
Collaborating but needs improvement	-	43.8%	100.0%	40.0%	100.0%	0.0%	0.0%	100.0%	100.0%	0.0%
Don't know	-	12.5%	0.0%	10.0%	0.0%	33.3%	0.0%	0.0%	0.0%	0.0%

Which of the following describes most of your exposure to the World Bank Group in Peru? (Choose no more than TWO)

Percentage of Respondents (Responses combined)	Office of President/ Prime Minister/ Minister	Employee of Ministry/ Ministerial Dep/ Implementation Agency	PMU/Consultant/ Contractor on Bank project	Bilateral/ Multilateral Agency	Private Sector/ Financial Sector/ Private Bank	CSO	Media	Independent Government Institution	Academia/ Research Institute/ Think Tank	Other
Observer (i.e., follow in media, discuss in informal conversations, etc.)	0.0%	9.1%	0.0%	11.1%	12.5%	15.0%	33.3%	12.5%	0.0%	29.2%
Use World Bank Group reports/data	80.0%	56.8%	37.5%	55.6%	37.5%	40.0%	66.7%	75.0%	75.0%	33.3%
Engage in World Bank Group related/sponsored events/activities	40.0%	36.4%	50.0%	50.0%	37.5%	55.0%	33.3%	37.5%	62.5%	45.8%
Collaborate as part of my professional duties	60.0%	29.5%	25.0%	33.3%	25.0%	25.0%	0.0%	12.5%	50.0%	16.7%
Use World Bank Group website for information, data, research, etc.	0.0%	36.4%	37.5%	22.2%	25.0%	40.0%	33.3%	37.5%	12.5%	33.3%

Appendix C: Responses to All Questions by Geographic Locations

A. General Issues facing Peru

In general, would you say that Peru is headed in...?

Percentage of Respondents	Metropolitan Lima Area	Outside of Metropolitan Lima Area
The right direction	84.5%	68.8%
The wrong direction	6.9%	12.5%
Not sure	8.6%	18.8%

Listed below are a number of development priorities in Peru. Please identify which of the following you consider the most important development priorities in Peru?

Percentage of Respondents (Responses combined)	Metropolitan Lima Area	Outside of Metropolitan Lima Area
Social protection	11.0%	3.0%
Transport	16.9%	15.2%
Public sector governance/ reform	41.5%	30.3%
Global/regional integration	0.8%	0.0%
Gender equity	1.7%	0.0%
Domestic private sector development	2.5%	6.1%
Foreign direct investment	5.1%	0.0%
Water and sanitation*	12.7%	27.3%
Anti-corruption	16.9%	15.2%
Job creation/employment	7.6%	3.0%
Rural development	9.3%	0.0%
Financial markets	3.4%	0.0%
Urban development	2.5%	0.0%
Environmental sustainability*	4.2%	21.2%
Equality of opportunity	15.3%	6.1%
Health	9.3%	12.1%
Education	62.7%	66.7%
Poverty reduction	12.7%	12.1%
Energy	0.0%	3.0%
Food security	0.8%	6.1%
Climate change	4.2%	6.1%
Agricultural development	3.4%	3.0%
Trade and exports	0.0%	0.0%
Crime and violence	13.6%	15.2%
Economic growth	20.3%	12.1%
Law and justice	7.6%	3.0%
Regulatory framework	1.7%	0.0%
Communicable/non-communicable diseases	0.8%	0.0%
Natural resource management*	4.2%	24.2%
Disaster management	3.4%	3.0%
Information and communications technology	1.7%	3.0%

*Significantly different between geographic locations

A. General Issues facing Peru (continued)

Poverty reduction is a broad term that encompasses work in many different areas. Which THREE areas of development listed below do you believe would contribute most to reducing poverty in Peru? (Choose no more than THREE)

Percentage of Respondents (Responses combined)	Metropolitan Lima Area	Outside of Metropolitan Lima Area
Water and sanitation*	29.4%	48.5%
Equality of opportunity	23.5%	18.2%
Economic growth	27.7%	21.2%
Climate change	2.5%	3.0%
Global/regional integration	0.0%	3.0%
Gender equity	4.2%	3.0%
Rural development	29.4%	30.3%
Urban development	1.7%	0.0%
Regulatory framework	0.8%	0.0%
Social protection	12.6%	6.1%
Law and justice	5.0%	0.0%
Transport	12.6%	3.0%
Crime and violence	1.7%	3.0%
Communicable/non-communicable diseases	0.0%	0.0%
Information and communications technology	0.8%	0.0%
Anti corruption	10.1%	18.2%
Domestic private sector development	3.4%	3.0%
Foreign direct investment	2.5%	0.0%
Education	62.2%	66.7%
Energy	0.0%	0.0%
Public sector governance/ reform	12.6%	3.0%
Natural resource management	3.4%	6.1%
Environmental sustainability	0.8%	6.1%
Disaster management	1.7%	0.0%
Health	16.8%	24.2%
Agricultural development	2.5%	6.1%
Job creation/employment	26.1%	18.2%
Financial markets	1.7%	6.1%
Trade and exports	0.0%	0.0%
Food security	3.4%	3.0%

*Significantly different between geographic locations

A. General Issues facing Peru (continued)

Economic growth can be driven by a number of factors. Which THREE areas below do you believe would contribute most to generating economic growth in Peru? (Choose no more than THREE)

Percentage of Respondents (Responses combined)	Metropolitan Lima Area	Outside of Metropolitan Lima Area
Energy	14.5%	16.1%
Gender equity	0.0%	0.0%
Equality of opportunity	6.8%	9.7%
Social protection	0.9%	0.0%
Global/regional integration	11.1%	16.1%
Climate change	1.7%	6.5%
Anti corruption	10.3%	9.7%
Disaster management	1.7%	0.0%
Rural development*	9.4%	22.6%
Foreign direct investment	23.9%	16.1%
Urban development	3.4%	0.0%
Water and sanitation	1.7%	6.5%
Education	29.1%	32.3%
Information and communications technology	6.0%	3.2%
Regulatory framework	3.4%	9.7%
Communicable/non-communicable diseases	0.0%	0.0%
Trade and exports	23.9%	25.8%
Public sector governance/ reform	27.4%	35.5%
Domestic private sector development*	27.4%	6.5%
Job creation/employment	16.2%	12.9%
Agricultural development	5.1%	3.2%
Food security	1.7%	3.2%
Transport	29.1%	12.9%
Natural resource management	23.1%	19.4%
Environmental sustainability*	3.4%	12.9%
Health	2.6%	6.5%
Law and justice	7.7%	3.2%
Crime and violence	0.9%	3.2%
Financial markets	5.1%	6.5%

*Significantly different between geographic locations

When thinking about the idea of “shared prosperity” in your country, which of the following TWO best illustrate how this would be achieved in Peru? (Choose no more than TWO)

Percentage of Respondents (Responses combined)	Metropolitan Lima Area	Outside of Metropolitan Lima Area
Better employment opportunities for young people	7.0%	3.0%
Better employment opportunities for women	1.7%	6.1%
Greater access to micro-finance for the poor	4.3%	6.1%
Greater voice and participation for citizens to help ensure greater accountability	6.1%	6.1%
Greater access to health and nutrition for citizens	13.9%	12.1%
Better entrepreneurial opportunities	17.4%	21.2%
A growing middle class	7.8%	0.0%
Better opportunity for the poor who live in rural areas	20.9%	21.2%
Better opportunity for the poor who live in urban areas	2.6%	3.0%
Consistent economic growth	27.0%	33.3%
More reliable social safety net	4.3%	0.0%
Greater equity of fiscal policy	11.3%	12.1%
Education and training that better ensure job opportunity	56.5%	57.6%
Better quality public services	19.1%	15.2%
Other	0.0%	3.0%

B. Overall Attitudes toward the World Bank Group

How familiar are you with the work of these organizations in Peru?

	Which best represents your geographic location?					
	Metropolitan Lima Area			Outside of Metropolitan Lima Area		
	N	Mean	SD	N	Mean	SD
World Bank*	118	7.52	1.92	33	6.76	1.92
Inter-American Development Bank*	117	7.26	2.17	33	6.06	2.21
Andean Development Bank	116	5.61	2.55	32	5.06	2.59

(1-Not familiar at all, 10-Extremely familiar) *Significantly different between geographic locations

Overall, please rate your impression of the effectiveness of these organizations in Peru?

	Which best represents your geographic location?					
	Metropolitan Lima Area			Outside of Metropolitan Lima Area		
	N	Mean	SD	N	Mean	SD
World Bank	110	7.50	1.49	30	7.00	1.91
Inter-American Development Bank	107	7.39	1.53	28	6.93	2.14
Andean Development Bank	77	6.52	1.90	27	6.22	2.42

(1-Not effective at all, 10-Very effective)

	Which best represents your geographic location?					
	Metropolitan Lima Area			Outside of Metropolitan Lima Area		
	N	Mean	SD	N	Mean	SD
To what extent do you believe the World Bank Group's staff is well prepared to help solve Peru's most complicated development challenges?*	108	7.90	1.40	31	7.10	1.74

(1-To no degree at all, 10-To a very significant degree) *Significantly different between geographic locations

When thinking about how the World Bank Group can have the most impact on development results in Peru, in which sectoral areas do you believe the World Bank Group should focus most of its resources in Peru?(Choose no more than THREE)

Percentage of Respondents (Responses combined)	Metropolitan Lima Area	Outside of Metropolitan Lima Area
Social protection	5.9%	0.0%
Public sector governance/ reform	44.9%	30.3%
Transport	15.3%	6.1%
Poverty reduction	21.2%	30.3%
Global/regional integration	1.7%	0.0%
Gender equity	1.7%	0.0%
Crime and violence	2.5%	6.1%
Domestic private sector development	5.9%	0.0%
Rural development*	17.8%	3.0%
Foreign direct investment	1.7%	3.0%
Water and sanitation*	17.8%	36.4%
Energy	0.8%	6.1%
Job creation/employment	5.1%	3.0%
Financial markets	5.1%	3.0%
Urban development	3.4%	0.0%
Environmental sustainability	5.1%	9.1%
Equality of opportunity	11.0%	3.0%
Health	17.8%	18.2%
Education	58.5%	54.5%
Food security	0.8%	6.1%
Climate change	5.9%	9.1%
Agricultural development	2.5%	6.1%
Trade and exports	5.9%	6.1%
Economic growth	9.3%	21.2%
Law and justice	8.5%	3.0%
Regulatory framework	0.0%	3.0%
Communicable/non-communicable diseases	0.0%	0.0%
Natural resource management	5.1%	6.1%
Anti corruption	6.8%	12.1%
Information and communications technology*	3.4%	12.1%
Disaster management	5.9%	3.0%

*Significantly different between geographic locations

B. Overall Attitudes toward the World Bank Group (continued)

When thinking about the World Bank Group's role, which activity do you believe is of greatest VALUE and which activity is of second greatest value in Peru?

Greatest Value		
Percentage of Respondents	Metropolitan Lima Area	Outside of Metropolitan Lima Area
Convening/Facilitating	3.4%	3.0%
Data	3.4%	6.1%
Policy advice, studies, analyses	17.8%	21.2%
Financial resources	19.5%	27.3%
Capacity development, institutional strengthening	28.0%	24.2%
Technical assistance	22.0%	12.1%
Mobilizing third party financial resources	1.7%	3.0%
Donor coordination	0.0%	0.0%
Linkage to non-Bank expertise	1.7%	0.0%
Other	2.5%	3.0%

2nd Greatest Value		
Percentage of Respondents	Metropolitan Lima Area	Outside of Metropolitan Lima Area
Convening/Facilitating	6.8%	6.3%
Data	0.8%	0.0%
Policy advice, studies, analyses	27.1%	21.9%
Financial resources	19.5%	21.9%
Capacity development, institutional strengthening	16.1%	25.0%
Technical assistance	20.3%	21.9%
Mobilizing third party financial resources	2.5%	0.0%
Donor coordination	0.0%	3.1%
Linkage to non-Bank expertise	5.9%	0.0%
Other	0.8%	0.0%

How effectively do the World Bank Group's activities below support Peru's efforts to achieve development results?

(1-Not effective at all, 10-Very effective)

	Which best represents your geographic location?					
	Metropolitan Lima Area			Outside of Metropolitan Lima Area		
	N	Mean	SD	N	Mean	SD
Convening/Facilitating	102	7.11	1.70	25	6.80	1.96
Data	109	7.32	1.56	24	7.71	1.33
Policy advice, studies, analyses	112	7.75	1.37	29	7.86	1.55
Financial resources	111	7.61	1.92	28	7.57	2.15
Technical assistance	110	7.79	1.71	29	7.66	1.54
Mobilizing third party financial resources	93	6.86	1.95	21	6.81	1.81
Donor coordination	92	6.65	1.99	23	7.35	1.61
Linkage to non-Bank expertise	88	7.10	1.87	22	7.32	1.70

B. Overall Attitudes toward the World Bank Group (continued)

The World Bank Group can provide capacity building support in a number of ways in Peru. To what degree would Peru benefit, if capacity building were to support...?

(1-To no degree at all, 10-To a very significant degree)

	Which best represents your geographic location?					
	Metropolitan Lima Area			Outside of Metropolitan Lima Area		
	N	Mean	SD	N	Mean	SD
Groups outside of government to help them more effectively engage and participate in development efforts	113	7.31	1.87	29	7.72	1.75
The public sector, related to implementation of specific development projects on the ground	113	8.47	1.34	31	8.52	1.31
The public sector, related to changing institutions	114	8.35	1.30	32	8.44	1.01
The private sector, related to institutional and policy change	116	7.31	1.79	28	7.82	1.68

How EFFECTIVE do you believe the World Bank Group is in terms of the capacity building work it does in each of the following areas in Peru? (1-Not effective at all, 10-Very effective)

	Which best represents your geographic location?					
	Metropolitan Lima Area			Outside of Metropolitan Lima Area		
	N	Mean	SD	N	Mean	SD
Project implementation (or other organizational strengthening)	95	7.58	1.43	25	8.04	1.17
Citizen engagement (incorporating citizens' voices into development)	54	7.06	1.90	16	7.06	1.57
Policy design (for clarity and better incentives to achieve development goals)	90	7.66	1.38	24	7.75	1.19

When thinking about how to improve capacity building in Peru to help ensure better development results, looking forward, how IMPORTANT is it for the World Bank Group to be involved in the following aspects of capacity building?

(1-Not important at all, 10-Very important)

	Which best represents your geographic location?					
	Metropolitan Lima Area			Outside of Metropolitan Lima Area		
	N	Mean	SD	N	Mean	SD
Project implementation (or other organizational strengthening)	104	8.20	1.59	32	8.16	1.46
Citizen engagement (incorporating citizens' voices into development)	86	8.07	1.61	27	8.15	1.35
Policy design (for clarity and better incentives to achieve development goals)	102	8.60	1.27	29	8.62	1.08

B. Overall Attitudes toward the World Bank Group (continued)

Which of the following do you identify as the World Bank Group's greatest WEAKNESSES in its work in Peru? (Choose no more than TWO)

Percentage of Respondents (Responses combined)	Metropolitan Lima Area	Outside of Metropolitan Lima Area
Not exploring alternative policy options	6.0%	3.0%
Not adequately sensitive to political/social realities in Peru	20.5%	33.3%
Staff too centralized in Washington D.C.	14.5%	3.0%
Not enough public disclosure of its work	29.1%	30.3%
Not enough staff capacity in country offices	8.5%	3.0%
Arrogant in its approach	8.5%	6.1%
Not aligned with country priorities	6.0%	9.1%
The credibility of its knowledge/data	0.9%	0.0%
Not enough decentralized authority	10.3%	15.2%
World Bank Group's processes too complex*	12.8%	27.3%
Not willing to honestly criticize policies and reform efforts in the country*	11.1%	0.0%
Too influenced by developed countries*	2.6%	15.2%
Imposing technocratic solutions without regard to political realities	12.0%	12.1%
World Bank Group's processes too slow	12.0%	12.1%
Too bureaucratic in its operational policies and procedures	13.7%	15.2%
Not aligned with other donors' work	2.6%	0.0%
Not collaborating enough with non-state actors	6.0%	6.1%
Not client focused	5.1%	3.0%
Other	4.3%	3.0%
Don't know	4.3%	3.0%

*Significantly different between geographic locations

Which World Bank Group's instruments do you believe are the MOST effective in reducing poverty in Peru? (Choose no more than TWO)

Percentage of Respondents (Responses combined)	Metropolitan Lima Area	Outside of Metropolitan Lima Area
Capacity development, institutional strengthening	43.6%	60.6%
Policy based lending / budget support to the Government	22.2%	27.3%
Knowledge products/services	25.6%	18.2%
Investment lending	47.0%	30.3%
Technical assistance	47.9%	54.5%
Trust Fund management	1.7%	6.1%
Other	0.9%	0.0%
Don't know	2.6%	0.0%

To what extent do you agree with the following statements about the World Bank Group's work in Peru?

(1-Strongly disagree, 10-Strongly agree)

	Which best represents your geographic location?					
	Metropolitan Lima Area			Outside of Metropolitan Lima Area		
	N	Mean	SD	N	Mean	SD
Overall the World Bank Group currently plays a relevant role in development in Peru	116	6.96	1.68	31	6.45	1.98
The World Bank Group's work is aligned with what I consider the development priorities for Peru	113	7.00	1.52	31	6.68	1.62
The World Bank Group supports Peru's efforts to reduce social exclusion	111	7.41	1.45	28	7.04	1.50
The World Bank Group supports programs and strategies that are realistic for Peru	113	7.17	1.46	29	7.03	1.61
The World Bank Group treats clients and stakeholders in Peru with respect	106	7.58	1.94	28	7.75	1.60
The World Bank Group is an organization that does not represent a particular ideological perspective in Peru	108	6.84	2.67	28	7.61	2.45
The World Bank Group is an organization that is not overly influenced by any particular country	103	6.09	2.66	27	7.04	2.44
The World Bank Group respects the positions, views and demands of the government of Peru	109	7.42	1.90	29	7.97	1.68
The World Bank Group listens and takes into account your views	111	6.95	2.02	26	7.58	1.98

B. Overall Attitudes toward the World Bank Group (continued)

	Which best represents your geographic location?					
	Metropolitan Lima Area			Outside of Metropolitan Lima Area		
	N	Mean	SD	N	Mean	SD
When considering the national development needs in Peru, to what extent does the combination of financial, knowledge and convening services that the World Bank Group currently provides in Peru meet the national development needs of Peru?	112	7.16	1.50	31	6.97	1.54

(1-To no degree at all, 10-To a very significant degree)

To what extent is the World Bank Group an effective development partner in Peru in terms of each of the following?

(1-To no degree at all, 10-To a very significant degree)

	Which best represents your geographic location?					
	Metropolitan Lima Area			Outside of Metropolitan Lima Area		
	N	Mean	SD	N	Mean	SD
Responsiveness	101	6.53	1.61	26	6.50	1.58
Flexibility (in terms of the institution's products and services)	104	6.38	1.77	24	6.58	1.67
Flexibility (in terms of changing country circumstances)	104	6.75	1.64	24	6.42	1.89
Being inclusive	106	7.11	1.43	28	6.71	1.86
Openness	108	7.36	1.61	28	7.00	1.56
Staff accessibility	105	7.01	1.85	27	6.59	1.67
Straightforwardness and honesty	109	7.61	1.76	26	7.65	1.67
Ease of access to the people at the World Bank Group who are making decisions important to my work	103	6.83	2.04	26	7.04	1.97
Collaboration with civil society	87	6.68	2.00	29	6.90	1.95
Collaboration with the Government	108	7.99	1.31	30	8.03	1.35
Collaboration with other donors and development partners	83	7.37	1.59	25	7.60	1.47
Collaboration with the private sector	81	7.21	1.62	25	7.60	1.68
The speed in which it gets things accomplished on the ground	95	6.43	1.91	23	6.70	1.72
Being a long-term partner	101	7.99	1.63	25	7.68	1.68

To be more effective development partner in Peru, do you believe that the World Bank Group should have?

(Select only ONE response)

Percentage of Respondents	Metropolitan Lima Area	Outside of Metropolitan Lima Area
More local presence	74.1%	81.8%
The current level of local presence is adequate	19.8%	15.2%
Less local presence	1.7%	0.0%
Don't know	4.3%	3.0%

B. Overall Attitudes toward the World Bank Group (continued)

When World Bank Group assisted reform efforts fail or are slow to take place, which of the following would you attribute this to? (Choose no more than TWO)

Percentage of Respondents (Responses combined)	Metropolitan Lima Area	Outside of Metropolitan Lima Area
The World Bank Group does not do adequate follow through/follow-up	7.9%	18.2%
There is not an adequate level of citizen/civil society participation	28.9%	33.3%
The World Bank Group is not sensitive enough to political/social realities on the ground	29.8%	27.3%
Lack of/inadequate levels of capacity in Government	18.4%	27.3%
Poor donor coordination	7.0%	12.1%
The World Bank Group works too slowly	14.9%	12.1%
The Government works inefficiently	14.9%	9.1%
Political pressures and obstacles	30.7%	27.3%
Reforms are not well thought out in light of country challenges	17.5%	24.2%
Other	7.9%	3.0%

C. World Bank Group's Effectiveness and Results

In your opinion, how IMPORTANT is it for the World Bank Group to be involved in the following areas of development in Peru? (1-Not important at all, 10-Very important)

	Which best represents your geographic location?					
	Metropolitan Lima Area			Outside of Metropolitan Lima Area		
	N	Mean	SD	N	Mean	SD
Anti corruption	112	8.34	1.71	31	8.97	1.40
Information and communications technology*	109	7.90	1.62	26	8.69	1.35
Transport	110	8.15	1.60	27	8.30	1.73
Crime and violence	108	7.37	1.99	28	8.11	1.77
Law and justice*	108	7.73	1.91	30	8.63	1.47
Urban development	105	7.59	1.88	27	8.11	1.80
Environmental sustainability*	110	8.25	1.58	29	9.24	.99
Regulatory framework	105	7.35	1.65	27	7.96	1.95
Communicable/non-communicable diseases	103	7.19	1.88	23	7.52	1.70
Poverty reduction	115	8.81	1.52	31	9.13	.96
Gender equity	107	7.72	1.78	25	8.24	1.85
Domestic private sector development	106	7.36	1.97	25	7.80	1.68
Foreign direct investment*	105	7.25	2.26	26	8.38	1.42
Water and sanitation	111	8.70	1.33	30	9.20	1.13
Trade and exports*	107	7.37	2.01	24	8.33	1.40
Economic growth	108	8.38	1.78	26	8.81	1.20
Energy	106	8.15	1.68	26	8.46	1.48
Disaster management	104	8.24	1.72	27	8.74	1.68
Public sector governance/ reform	113	8.97	1.31	29	9.10	1.05
Job creation/employment	109	7.85	1.90	25	8.52	1.42
Financial markets	107	7.51	1.84	28	8.25	1.73
Equality of opportunity	111	8.16	1.70	26	8.85	1.57
Health	112	8.47	1.55	27	8.93	1.30
Rural development	114	8.68	1.45	27	9.07	1.14
Global/regional integration*	109	7.35	2.11	26	8.50	1.66
Food security	109	7.92	1.83	26	8.54	1.45
Education	112	9.02	1.50	29	9.17	1.14
Social protection	108	8.00	1.76	25	8.12	1.67
Climate change	107	8.30	1.46	26	8.69	1.32
Agricultural development*	109	8.14	1.59	26	8.85	1.32
Natural resource management	111	7.81	2.18	25	8.64	1.60

*Significantly different between geographic locations

C. World Bank Group's Effectiveness and Results (continued)

How EFFECTIVE do you believe the World Bank Group is in terms of the work it does in the following areas of development in Peru? (1-Not effective at all, 10-Very effective)

	Which best represents your geographic location?					
	Metropolitan Lima Area			Outside of Metropolitan Lima Area		
	N	Mean	SD	N	Mean	SD
Anti corruption	55	5.65	2.41	14	5.86	2.57
Information and communications technology	56	6.77	1.84	14	6.36	1.74
Transport	74	7.15	1.64	17	6.88	1.96
Crime and violence	45	5.53	2.25	11	5.27	2.80
Law and justice	55	6.05	1.89	15	6.13	2.70
Urban development	59	6.83	1.73	14	6.50	2.65
Environmental sustainability	63	7.02	1.67	20	7.25	2.24
Regulatory framework	58	6.53	1.77	16	6.69	2.82
Communicable/non-communicable diseases	51	6.31	1.97	14	6.50	2.53
Poverty reduction	93	7.49	1.75	24	7.33	2.68
Gender equity	68	7.12	1.82	17	6.88	2.85
Domestic private sector development	57	6.74	2.15	18	7.17	2.09
Foreign direct investment	55	6.80	1.89	16	7.06	1.88
Water and sanitation	82	7.88	1.48	26	7.65	2.06
Trade and exports	51	6.59	1.91	14	7.71	1.94
Economic growth	71	7.55	1.77	20	7.55	1.76
Energy	57	7.42	1.45	18	7.28	2.19
Disaster management	63	7.17	1.94	16	7.44	2.16
Public sector governance/ reform	86	7.40	1.89	21	7.67	2.48
Job creation/employment	59	6.69	2.05	15	6.60	2.23
Financial markets	58	6.97	1.58	16	7.50	1.93
Equality of opportunity	67	7.12	1.91	17	7.29	2.11
Health	74	7.47	1.59	18	7.11	2.37
Rural development	80	7.38	1.61	16	7.44	2.10
Global/regional integration	54	7.04	1.75	17	6.88	2.00
Food security	59	6.78	1.95	15	7.07	1.79
Education	79	7.41	1.94	19	7.05	2.53
Social protection	58	6.95	2.02	13	6.00	2.45
Climate change	63	6.73	1.82	21	7.19	2.18
Agricultural development	65	7.11	1.86	17	7.18	2.27
Natural resource management	55	6.73	1.94	19	6.95	2.50

Where are the World Bank Group's decisions made primarily that support the program in Peru?*(Select only ONE response)

Percentage of Respondents	Metropolitan Lima Area	Outside of Metropolitan Lima Area
At the Headquarters (in Washington D.C.)	70.3%	50.0%
In the country	14.4%	5.9%
Don't know	15.3%	44.1%

*Significantly different between geographic locations

	Which best represents your geographic location?					
	Metropolitan Lima Area			Outside of Metropolitan Lima Area		
	N	Mean	SD	N	Mean	SD
To what extent does the World Bank Group's work help to achieve development results in Peru?	111	6.75	1.47	31	6.65	1.54

(1-To no degree at all, 10-To a very significant degree)

C. World Bank Group's Effectiveness and Results (continued)

To what extent do you agree with the following statements about the World Bank Group in Peru?

(1-Strongly disagree, 10-Strongly agree)

	Which best represents your geographic location?					
	Metropolitan Lima Area			Outside of Metropolitan Lima Area		
	N	Mean	SD	N	Mean	SD
The World Bank Group's financial instruments meet the needs of Peru	111	6.68	1.57	29	6.79	1.74
The World Bank Group meets Peru's needs for knowledge services	111	6.77	1.59	30	6.90	1.92

	Which best represents your geographic location?					
	Metropolitan Lima Area			Outside of Metropolitan Lima Area		
	N	Mean	SD	N	Mean	SD
To what extent do you believe the World Bank Group measures and corrects its work in real time in Peru?	97	6.12	1.58	27	6.26	1.77

(1-To no degree at all, 10-To a very significant degree)

D. The World Bank Group's Knowledge Work and Activities

How frequently do you consult World Bank Group's knowledge work and activities in the work you do?

Percentage of Respondents	Metropolitan Lima Area	Outside of Metropolitan Lima Area
Weekly	7.6%	3.0%
Monthly	25.4%	12.1%
A few times a year	47.5%	42.4%
Rarely	14.4%	30.3%
Never	5.1%	12.1%

In Peru, to what extent do you believe that the World Bank Group's knowledge work and activities:

(1-To no degree at all, 10-To a very significant degree)

	Which best represents your geographic location?					
	Metropolitan Lima Area			Outside of Metropolitan Lima Area		
	N	Mean	SD	N	Mean	SD
Are timely	106	6.79	1.57	28	6.71	1.82
Are relevant to Peru's development priorities	110	7.16	1.60	27	6.78	1.58
Lead to practical solutions	104	6.74	1.73	27	6.30	1.68
Are accessible (well written and easy to understand)	110	7.22	1.53	29	6.72	1.75
Enhance your knowledge and/or skills	112	7.56	1.63	31	7.10	1.90
Are translated enough into local language	104	6.82	1.93	26	6.69	2.24
Are adapted to Peru's specific development challenges and country circumstances	107	7.12	1.57	30	6.93	1.87

	Which best represents your geographic location?					
	Metropolitan Lima Area			Outside of Metropolitan Lima Area		
	N	Mean	SD	N	Mean	SD
Overall, how significant a contribution do you believe the World Bank Group's knowledge work and activities make to development results in your country?	111	6.98	1.52	33	6.70	1.49
Overall, how would you rate the technical quality of the World Bank Group's knowledge work and activities?*	110	7.63	1.26	32	7.09	1.35

(1-Not significant at all, 10-Very significant; 1-Very low technical quality, 10-Very high technical quality)

*Significantly different between geographic locations

D. The World Bank Group's Knowledge Work and Activities (continued)

Have you read/consulted any World Bank Group Reports: [*Economic Mobility and the Rise of the Latin American Middle Class, Latin America And The Caribbean As Tailwinds Recede: In Search Of Higher Growth, Peru On The Threshold Of A New Era, Diagnostic Review Of Consumer Protection And Financial Literacy, World Development Report 2014: Managing Risk For Development, Lesson From The Hand Washing Initiative In Peru, Impact Evaluation, Economic Impact Of The Ica Earthquake On Water And Sanitation Services, Sanitation Market At The Bottom Of The Pyramid, Doing Business, and Is The Field Levelled For Peruvian Children?*]

Percentage of Respondents	Metropolitan Lima Area	Outside of Metropolitan Lima Area
Yes	76.1%	68.8%
No	23.9%	31.3%

	Which best represents your geographic location?					
	Metropolitan Lima Area			Outside of Metropolitan Lima Area		
	N	Mean	SD	N	Mean	SD
To what extent do you believe any Report raised substantive new information and insight that you were not aware of prior to reading?	92	7.60	1.40	24	7.13	1.42
To what extent do you believe any Report provided you with useful information in terms of the work you do?*	92	7.73	1.45	23	6.96	1.69

(1-To no degree at all, 10-To a very significant degree) *Significantly different between geographic locations

Which of the following reports do you think are the most useful in terms of the work you do? (Choose no more than TWO)

Percentage of Respondents (Responses combined)	Metropolitan Lima Area	Outside of Metropolitan Lima Area
Economic Mobility And The Rise Of The Latin American Middle Class (La Movilidad Económica y el Crecimiento de la Clase Media en América Latina)	30.6%	28.1%
Latin America And The Caribbean As Tailwinds Recede: In Search Of Higher Growth (América Latina y El Caribe sin Vientos a Favor)	1.8%	6.3%
Peru On The Threshold Of A New Era* (Perú en el Umbral de una Nueva Era)*	39.6%	12.5%
Diagnostic Review Of Consumer Protection And Financial Literacy (Protección al Consumidor y la Alfabetización Financiera)	3.6%	6.3%
World Development Report 2014: Managing Risk For Development* (Informe de Desarrollo Mundial 2014: Riesgo y Oportunidad –la Administración del Riesgo como Instrumento de Desarrollo)*	32.4%	56.3%
Lesson From The Hand Washing Initiative In Peru, Impact Evaluation (Evaluación de Impacto de la Iniciativa de Lavado de Manos en el Perú)	8.1%	12.5%
Economic Impact Of The Ica Earthquake On Water And Sanitation Services* (Impacto Económico del Terremoto de Ica sobre Servicios de Agua y Saneamiento)*	8.1%	21.9%
Sanitation Market At The Bottom Of The Pyramid (Mercado de Saneamiento en la Base de la Pirámide)	13.5%	21.9%
Doing Business (Facilidad para hacer Negocios o Doing Business)	22.5%	9.4%
Is The Field Levelled For Peruvian Children?*	18.0%	3.1%
(¿Está el Piso Parejo para los Niños del Perú?)*	3.6%	12.5%
Other		

*Significantly different between geographic locations

E. Working with the World Bank Group

To what extent does each of the following aspects of the World Bank Group's technical assistance/advisory work contribute to solving Peru's development challenges? (1-To no degree at all, 10-To a very significant degree)

	Which best represents your geographic location?					
	Metropolitan Lima Area			Outside of Metropolitan Lima Area		
	N	Mean	SD	N	Mean	SD
Conceptualization (understanding and framing the problem)	106	7.31	1.58	29	7.03	1.50
Design (appraising and planning the solutions)	105	7.33	1.47	31	7.19	1.49
Implementation (Executing, carrying out, monitoring, and making appropriate adjustments)	105	7.13	1.52	29	7.14	1.66
Evaluation (assessing the impact and results)	104	7.43	1.56	31	7.42	1.61

To what extent do you agree/disagree with the following statements? (1-Strongly disagree, 10-Strongly agree)

	Which best represents your geographic location?					
	Metropolitan Lima Area			Outside of Metropolitan Lima Area		
	N	Mean	SD	N	Mean	SD
The World Bank Group disburses funds promptly	85	6.21	1.97	19	5.63	1.54
The World Bank Group effectively monitors and evaluates the projects and programs it supports	98	7.10	1.59	27	7.37	1.21
The World Bank Group's approvals and reviews are done in a timely fashion	86	6.59	1.66	23	7.22	1.35
The World Bank Group's "Safeguard Policy" requirements are reasonable	80	6.83	1.76	23	7.30	1.58
The World Bank Group's conditions on its lending are reasonable	82	6.99	1.80	20	6.80	1.67
The World Bank Group takes decisions quickly in Peru	91	6.20	1.67	20	6.15	1.50
Working with the World Bank Group increases Peru's institutional capacity	102	7.32	1.77	28	7.46	1.93
The World Bank Group ensures consistency and continuity through staff changes	85	6.53	1.94	18	6.89	2.30
Where country systems are adequate, the World Bank Group makes appropriate use of them	64	7.14	1.64	20	6.55	2.11
The World Bank Group provides effective implementation support	99	7.16	1.61	26	6.96	1.87

Which of the following best describes the way the World Bank Group operates in Peru?
(Select only ONE response)

Percentage of Respondents	Metropolitan Lima Area	Outside of Metropolitan Lima Area
The World Bank Group takes too much risk in Peru	.9%	0.0%
The World Bank Group does not take enough risk in Peru	28.4%	12.1%
The World Bank Group's approach to risk is appropriate	32.8%	51.5%
Don't know	22.4%	15.2%
Prefer not to answer	15.5%	21.2%

F. Recent Trends and the Future Role of the World Bank Group in Peru

	Which best represents your geographic location?					
	Metropolitan Lima Area			Outside of Metropolitan Lima Area		
	N	Mean	SD	N	Mean	SD
In the last three years, to what extent do you believe that the World Bank Group has moved in the right direction in terms of the focus of its work in Peru?	102	6.96	1.59	30	6.73	1.62
How significant a role do you believe that international development cooperation (e.g., range of donors and partners) SHOULD play in Peru's development in the near future?	116	8.05	1.59	34	8.32	1.65

(1-To no degree at all, 10-To a very significant degree; 1-Not a significant role at all, 10-Very significant role)

**Which of the following SHOULD the World Bank Group do to make itself of greater value in Peru?
(Choose no more than TWO)**

Percentage of Respondents (Responses combined)	Metropolitan Lima Area	Outside of Metropolitan Lima Area
Provide more adequate data/knowledge/statistics/figures on Peru's economy	19.7%	20.6%
Collaborate more effectively with Government clients	17.1%	26.5%
Become more decentralized	17.9%	20.6%
Offer more innovative financial products	10.3%	11.8%
Improve the competitiveness of its financing compared to markets	9.4%	11.8%
Do large infrastructure projects	12.0%	11.8%
Reach out more to groups outside of Government	13.7%	14.7%
Improve the quality of its experts as related to Peru's specific challenges	16.2%	5.9%
Streamline the time required for environmental and procurement reviews, especially for high income and middle income countries (i.e. no more than four months)	4.3%	5.9%
Offer more innovative knowledge services	14.5%	5.9%
Ensure greater selectivity in its work	0.0%	0.0%
Increase the level of capacity development in the country, especially at subnational level*	36.8%	17.6%
Reduce the complexity of obtaining World Bank Group financing*	11.1%	32.4%
Increase availability of Fee-Based services	0.0%	0.0%
Work faster	6.8%	8.8%
Other	4.3%	2.9%

*Significantly different between geographic locations

**When considering the combination of services that the World Bank Group offers in Peru, and taking into account its limited level of resources, which ONE of the following do you believe the World Bank Group should offer more of in Peru?
(Select only ONE response)**

Percentage of Respondents	Metropolitan Lima Area	Outside of Metropolitan Lima Area
Financial services	17.2%	30.3%
Knowledge products	54.3%	42.4%
Convening services	5.2%	0.0%
None of the above	2.6%	0.0%
The combination is appropriate for Peru	17.2%	27.3%
Don't know	3.4%	0.0%

G. Communication and Information Sharing

How do you get most of your information about economic and social development issues in Peru?

(Choose no more than TWO)

Percentage of Respondents (Responses combined)	Metropolitan Lima Area	Outside of Metropolitan Lima Area
Local newspapers	51.7%	44.1%
International newspapers	5.9%	2.9%
Local radio	1.7%	2.9%
International radio	0.0%	0.0%
Local television	10.2%	14.7%
International television	2.5%	8.8%
Periodicals	44.9%	29.4%
Internet	62.7%	61.8%
Social media	9.3%	5.9%
Blogs	0.8%	2.9%
Mobile phones	0.0%	0.0%
Instant messaging	0.8%	0.0%
Other	4.2%	5.9%

How would you prefer to receive information from the World Bank Group?

(Choose no more than TWO)

Percentage of Respondents (Responses combined)	Metropolitan Lima Area	Outside of Metropolitan Lima Area
Blogs	2.5%	5.9%
Direct contact with World Bank Group	31.4%	14.7%
e-Newsletters	44.1%	50.0%
Instant messaging*	1.7%	8.8%
World Bank Group's seminars/workshops/conferences*	45.8%	26.5%
World Bank Group's publications and other written materials*	30.5%	52.9%
Mobile phones	2.5%	0.0%
Social media	11.0%	17.6%
World Bank Group's website	18.6%	8.8%
Other	1.7%	0.0%

*Significantly different between geographic locations

Are you aware of the World Bank Group's Access to Information Policy under which the Bank will now disclose any information in its possession that is not a list of exceptions?

Percentage of Respondents	Metropolitan Lima Area	Outside of Metropolitan Lima Area
Yes	44.4%	30.3%
No	55.6%	69.7%

Do you use/have used the World Bank Group website?*

Percentage of Respondents	Metropolitan Lima Area	Outside of Metropolitan Lima Area
Yes	83.9%	57.6%
No	16.1%	42.4%

*Significantly different between geographic locations

Please rate how much you agree with the following statements. (1-Strongly disagree, 10-Strongly agree)

	Which best represents your geographic location?					
	Metropolitan Lima Area			Outside of Metropolitan Lima Area		
	N	Mean	SD	N	Mean	SD
When I need information from the World Bank Group I know how to find it*	112	6.89	2.13	30	5.60	2.19
The World Bank Group's social media channels are valuable sources of information about the institution	76	6.57	1.84	24	7.17	1.90
The World Bank Group is responsive to my information requests and inquiries	85	7.14	1.90	22	6.36	2.57

*Significantly different between geographic locations

H. Background Information

Currently, do you professionally collaborate/work with the World Bank Group in your country?*

Percentage of Respondents	Metropolitan Lima Area	Outside of Metropolitan Lima Area
Yes	42.7%	21.2%
No	57.3%	78.8%

*Significantly different between geographic locations

Which of the following agencies of the World Bank Group do you work with in Peru? (Select all that apply)

Percentage of Respondents (Responses combined)	Metropolitan Lima Area	Outside of Metropolitan Lima Area
The World Bank (IBRD/IDA)	53.5%	34.5%
The International Finance Corporation (IFC)	17.5%	24.1%
The Multilateral Investment Guarantee Agency (MIGA)	2.6%	6.9%
None	40.4%	51.7%

Do your projects involve both the World Bank and IFC?

Percentage of Respondents	Metropolitan Lima Area	Outside of Metropolitan Lima Area
Yes	32.4%	27.3%
No	67.6%	72.7%

If yes, what was your view on the two institutions working together in Peru?

Percentage of Respondents	Metropolitan Lima Area	Outside of Metropolitan Lima Area
Working well together	42.9%	50.0%
Collaborating but needs improvement	48.6%	37.5%
Don't know	8.6%	12.5%

Which of the following describes most of your exposure to the World Bank Group in Peru? (Choose no more than TWO)

Percentage of Respondents (Responses combined)	Metropolitan Lima Area	Outside of Metropolitan Lima Area
Observer (i.e., follow in media, discuss in informal conversations, etc.)*	10.3%	25.0%
Use World Bank Group reports/data	52.6%	50.0%
Engage in World Bank Group related/sponsored events/activities	44.0%	43.8%
Collaborate as part of my professional duties	30.2%	15.6%
Use World Bank Group website for information, data, research, etc.	30.2%	37.5%

*Significantly different between geographic locations

Appendix D: Responses to All Questions by Year¹

FY '03 Response Number = 197 • FY '14 Response Number = 37

B. Overall Attitudes toward the World Bank Group

	year					
	FY 2003			FY 2014		
	N	Mean	SD	N	Mean	SD
Overall, please rate your impression of the effectiveness of the World Bank in Peru.*	36	6.47	1.73	170	7.31	1.58

(1-Not effective at all, 10-Very effective) *Significantly different between FY14 and FY03 country surveys

To what extent do you agree with the following statements about the World Bank Group's work in Peru?

(1-Strongly disagree, 10-Strongly agree)

	year					
	FY 2003			FY 2014		
	N	Mean	SD	N	Mean	SD
Overall the World Bank Group currently plays a relevant role in development in Peru	35	6.43	2.02	165	6.76	1.84
The World Bank Group's work is aligned with what I consider the development priorities for Peru	36	6.39	2.09	164	6.87	1.63

To what extent is the World Bank Group an effective development partner in Peru in terms of each of the following?

(1- To no degree at all, 10-To a very significant degree)

	year					
	FY 2003			FY 2014		
	N	Mean	SD	N	Mean	SD
Collaboration with other donors and development partners*	26	6.62	1.96	115	7.40	1.58

*Significantly different between FY14 and FY03 country surveys

C. World Bank Group's Effectiveness and Results

How effective do you believe the World Bank Group is in terms of the work it does in the following areas of development in Peru? (1-Not effective at all, 10-Very effective)

	year					
	FY 2003			FY 2014		
	N	Mean	SD	N	Mean	SD
Poverty reduction*	36	6.31	2.45	125	7.48	1.93

*Significantly different between FY14 and FY03 country surveys

D. The World Bank Group's Knowledge Work and Activities

In Peru, to what extent do you believe that the World Bank Group's knowledge work and activities:

(1-To no degree at all, 10-To a very significant degree)

	year					
	FY 2003			FY 2014		
	N	Mean	SD	N	Mean	SD
Are adapted to Peru's specific development challenges and country circumstances	32	6.91	2.00	140	7.09	1.62

¹ Only those questions that were asked in the FY '03 and FY '14 country surveys, with similar response scales/options, are presented.

Appendix E: Responses to All Questions by Levels of Collaboration

A. General Issues facing Peru

In general, would you say that Peru is headed in...?

Percentage of Respondents	Currently, do you professionally collaborate/work with the World Bank Group in your country?	
	Yes	No
The right direction	81.5%	80.4%
The wrong direction	11.1%	6.5%
Not sure	7.4%	13.0%

Listed below are a number of development priorities in Peru. Please identify which of the following you consider the most important development priorities in Peru?

Percentage of Respondents (Responses combined)	Currently, do you professionally collaborate/work with the World Bank Group in your country?	
	Yes	No
Social protection	5.4%	10.8%
Transport	19.6%	15.1%
Public sector governance/ reform	42.9%	37.6%
Global/regional integration	0.0%	1.1%
Gender equity	0.0%	2.2%
Domestic private sector development	3.6%	3.2%
Foreign direct investment	5.4%	3.2%
Water and sanitation	14.3%	17.2%
Anti-corruption	19.6%	15.1%
Job creation/employment	8.9%	5.4%
Rural development	10.7%	5.4%
Financial markets	5.4%	1.1%
Urban development*	5.4%	0.0%
Environmental sustainability	3.6%	10.8%
Equality of opportunity	14.3%	11.8%
Health	8.9%	9.7%
Education	60.7%	64.5%
Poverty reduction	10.7%	14.0%
Energy	0.0%	1.1%
Food security	1.8%	2.2%
Climate change*	0.0%	8.6%
Agricultural development*	7.1%	1.1%
Trade and exports	0.0%	0.0%
Crime and violence*	5.4%	17.2%
Economic growth	16.1%	20.4%
Law and justice	10.7%	4.3%
Regulatory framework	1.8%	1.1%
Communicable/non-communicable diseases	1.8%	0.0%
Natural resource management	10.7%	7.5%
Disaster management	1.8%	4.3%
Information and communications technology	3.6%	1.1%

*Significantly different between stakeholders who do and do not collaborate with the World Bank Group professionally

A. General Issues facing Peru (continued)

Poverty reduction is a broad term that encompasses work in many different areas. Which THREE areas of development listed below do you believe would contribute most to reducing poverty in Peru? (Choose no more than THREE)

Percentage of Respondents (Responses combined)	Currently, do you professionally collaborate/work with the World Bank Group in your country?	
	Yes	No
Water and sanitation	28.6%	38.3%
Equality of opportunity	21.4%	23.4%
Economic growth	23.2%	27.7%
Climate change	0.0%	4.3%
Global/regional integration	0.0%	1.1%
Gender equity	3.6%	4.3%
Rural development	26.8%	31.9%
Urban development	1.8%	1.1%
Regulatory framework	0.0%	1.1%
Social protection	7.1%	11.7%
Law and justice	3.6%	4.3%
Transport	12.5%	9.6%
Crime and violence	0.0%	3.2%
Communicable/non-communicable diseases	0.0%	0.0%
Information and communications technology	0.0%	1.1%
Anti corruption	12.5%	10.6%
Domestic private sector development	1.8%	4.3%
Foreign direct investment	1.8%	2.1%
Education*	75.0%	56.4%
Energy	0.0%	0.0%
Public sector governance/ reform	10.7%	10.6%
Natural resource management	5.4%	3.2%
Environmental sustainability	0.0%	3.2%
Disaster management	0.0%	2.1%
Health	23.2%	16.0%
Agricultural development	1.8%	4.3%
Job creation/employment	26.8%	21.3%
Financial markets	5.4%	1.1%
Trade and exports	0.0%	0.0%
Food security	5.4%	2.1%

*Significantly different between stakeholders who do and do not collaborate with the World Bank Group professionally

A. General Issues facing Peru (continued)

Economic growth can be driven by a number of factors. Which THREE areas below do you believe would contribute most to generating economic growth in Peru? (Choose no more than THREE)

Percentage of Respondents (Responses combined)	Currently, do you professionally collaborate/work with the World Bank Group in your country?	
	Yes	No
Energy	18.5%	13.0%
Gender equity	0.0%	0.0%
Equality of opportunity	11.1%	4.3%
Social protection	0.0%	1.1%
Global/regional integration	13.0%	12.0%
Climate change	1.9%	3.3%
Anti corruption	13.0%	8.7%
Disaster management	0.0%	2.2%
Rural development	9.3%	13.0%
Foreign direct investment	20.4%	25.0%
Urban development	5.6%	1.1%
Water and sanitation	1.9%	3.3%
Education	25.9%	30.4%
Information and communications technology	9.3%	3.3%
Regulatory framework	9.3%	2.2%
Communicable/non-communicable diseases	0.0%	0.0%
Trade and exports	18.5%	28.3%
Public sector governance/ reform	27.8%	30.4%
Domestic private sector development	18.5%	26.1%
Job creation/employment*	7.4%	19.6%
Agricultural development	3.7%	5.4%
Food security	1.9%	2.2%
Transport*	37.0%	19.6%
Natural resource management	27.8%	17.4%
Environmental sustainability	1.9%	7.6%
Health	3.7%	3.3%
Law and justice	3.7%	8.7%
Crime and violence	0.0%	2.2%
Financial markets	5.6%	5.4%

*Significantly different between stakeholders who do and do not collaborate with the World Bank Group professionally

When thinking about the idea of “shared prosperity” in your country, which of the following TWO best illustrate how this would be achieved in Peru? (Choose no more than TWO)

Percentage of Respondents (Responses combined)	Currently, do you professionally collaborate/work with the World Bank Group in your country?	
	Yes	No
Better employment opportunities for young people	3.7%	7.6%
Better employment opportunities for women	0.0%	4.3%
Greater access to micro-finance for the poor	7.4%	2.2%
Greater voice and participation for citizens to help ensure greater accountability	1.9%	8.7%
Greater access to health and nutrition for citizens	14.8%	13.0%
Better entrepreneurial opportunities	16.7%	19.6%
A growing middle class	5.6%	7.6%
Better opportunity for the poor who live in rural areas	25.9%	17.4%
Better opportunity for the poor who live in urban areas	3.7%	2.2%
Consistent economic growth	25.9%	31.5%
More reliable social safety net	1.9%	4.3%
Greater equity of fiscal policy	11.1%	10.9%
Education and training that better ensure job opportunity	55.6%	55.4%
Better quality public services	24.1%	15.2%
Other	1.9%	0.0%

B. Overall Attitudes toward the World Bank Group

How familiar are you with the work of these organizations in Peru?

	Currently, do you professionally collaborate/work with the World Bank Group in your country?					
	Yes			No		
	N	Mean	SD	N	Mean	SD
World Bank*	55	8.13	1.44	94	6.88	2.05
Inter-American Development Bank*	54	7.67	1.87	94	6.55	2.33
Andean Development Bank	54	5.98	2.62	92	5.17	2.55

(1-Not familiar at all, 10-Extremely familiar) *Significantly different between stakeholders who do and do not collaborate with the World Bank Group professionally

Overall, please rate your impression of the effectiveness of these organizations in Peru?

	Currently, do you professionally collaborate/work with the World Bank Group in your country?					
	Yes			No		
	N	Mean	SD	N	Mean	SD
World Bank*	53	7.75	1.37	86	7.17	1.70
Inter-American Development Bank	49	7.65	1.38	85	7.11	1.79
Andean Development Bank*	36	7.11	1.56	67	6.07	2.20

(1-Not effective at all, 10-Very effective) *Significantly different between stakeholders who do and do not collaborate with the World Bank Group professionally

	Currently, do you professionally collaborate/work with the World Bank Group in your country?					
	Yes			No		
	N	Mean	SD	N	Mean	SD
To what extent do you believe the World Bank Group's staff is well prepared to help solve Peru's most complicated development challenges?	53	8.04	1.24	85	7.54	1.64

(1-To no degree at all, 10-To a very significant degree)

When thinking about how the World Bank Group can have the most impact on development results in Peru, in which sectoral areas do you believe the World Bank Group should focus most of its resources in Peru?(Choose no more than THREE)

Percentage of Respondents (Responses combined)	Currently, do you professionally collaborate/work with the World Bank Group in your country?	
	Yes	No
Social protection	3.6%	4.3%
Public sector governance/ reform	45.5%	41.5%
Transport	16.4%	10.6%
Poverty reduction	16.4%	27.7%
Global/regional integration	3.6%	0.0%
Gender equity	0.0%	2.1%
Crime and violence	1.8%	4.3%
Domestic private sector development	5.5%	4.3%
Rural development	12.7%	16.0%
Foreign direct investment	1.8%	2.1%
Water and sanitation	20.0%	23.4%
Energy	3.6%	1.1%
Job creation/employment	7.3%	3.2%
Financial markets	3.6%	5.3%
Urban development	5.5%	1.1%
Environmental sustainability	3.6%	7.4%
Equality of opportunity	7.3%	10.6%
Health	21.8%	13.8%
Education	65.5%	51.1%
Food security	1.8%	2.1%
Climate change	7.3%	7.4%
Agricultural development	5.5%	1.1%
Trade and exports	3.6%	7.4%
Economic growth	5.5%	16.0%
Law and justice	7.3%	7.4%
Regulatory framework	0.0%	1.1%
Communicable/non-communicable diseases	0.0%	0.0%
Natural resource management	5.5%	5.3%
Anti corruption	9.1%	7.4%
Information and communications technology	3.6%	6.4%
Disaster management	3.6%	6.4%

B. Overall Attitudes toward the World Bank Group (continued)

When thinking about the World Bank Group's role, which activity do you believe is of greatest VALUE and which activity is of second greatest value in Peru?

Greatest Value Percentage of Respondents	Currently, do you professionally collaborate/work with the World Bank Group in your country?	
	Yes	No
Convening/Facilitating	5.5%	2.1%
Data	0.0%	6.4%
Policy advice, studies, analyses	18.2%	19.1%
Financial resources	20.0%	21.3%
Capacity development, institutional strengthening	32.7%	25.5%
Technical assistance	18.2%	19.1%
Mobilizing third party financial resources	0.0%	3.2%
Donor coordination	0.0%	0.0%
Linkage to non-Bank expertise	1.8%	1.1%
Other	3.6%	2.1%

2 nd Greatest Value Percentage of Respondents	Currently, do you professionally collaborate/work with the World Bank Group in your country?	
	Yes	No
Convening/Facilitating	9.1%	5.4%
Data	1.8%	0.0%
Policy advice, studies, analyses	27.3%	26.9%
Financial resources	20.0%	18.3%
Capacity development, institutional strengthening	16.4%	18.3%
Technical assistance	21.8%	20.4%
Mobilizing third party financial resources	1.8%	2.2%
Donor coordination	0.0%	1.1%
Linkage to non-Bank expertise	1.8%	6.5%
Other	0.0%	1.1%

How effectively do the World Bank Group's activities below support Peru's efforts to achieve development results?

(1-Not effective at all, 10-Very effective)

	Currently, do you professionally collaborate/work with the World Bank Group in your country?					
	Yes			No		
	N	Mean	SD	N	Mean	SD
Convening/Facilitating*	49	7.63	1.63	77	6.78	1.64
Data	50	7.60	1.46	82	7.32	1.49
Policy advice, studies, analyses	53	7.87	1.35	87	7.78	1.40
Financial resources	52	7.65	2.06	85	7.59	1.90
Technical assistance	50	8.06	1.58	88	7.60	1.67
Mobilizing third party financial resources	43	6.95	1.77	70	6.93	1.94
Donor coordination	44	6.91	1.90	69	6.83	1.96
Linkage to non-Bank expertise	39	7.05	1.88	69	7.13	1.78

*Significantly different between stakeholders who do and do not collaborate with the World Bank Group professionally

B. Overall Attitudes toward the World Bank Group (continued)

The World Bank Group can provide capacity building support in a number of ways in Peru. To what degree would Peru benefit, if capacity building were to support...? (1-To no degree at all, 10-To a very significant degree)

	Currently, do you professionally collaborate/work with the World Bank Group in your country?					
	Yes			No		
	N	Mean	SD	N	Mean	SD
Groups outside of government to help them more effectively engage and participate in development efforts	54	7.11	1.98	86	7.63	1.73
The public sector, related to implementation of specific development projects on the ground	55	8.45	1.33	87	8.52	1.29
The public sector, related to changing institutions	55	8.36	1.28	89	8.37	1.19
The private sector, related to institutional and policy change	54	7.30	1.80	88	7.55	1.68

How EFFECTIVE do you believe the World Bank Group is in terms of the capacity building work it does in each of the following areas in Peru? (1-Not effective at all, 10-Very effective)

	Currently, do you professionally collaborate/work with the World Bank Group in your country?					
	Yes			No		
	N	Mean	SD	N	Mean	SD
Project implementation (or other organizational strengthening)	51	7.92	1.45	69	7.48	1.30
Citizen engagement (incorporating citizens' voices into development)	29	7.52	1.94	41	6.73	1.67
Policy design (for clarity and better incentives to achieve development goals)	46	7.91	1.44	67	7.52	1.24

When thinking about how to improve capacity building in Peru to help ensure better development results, looking forward, how IMPORTANT is it for the World Bank Group to be involved in the following aspects of capacity building? (1-Not important at all, 10-Very important)

	Currently, do you professionally collaborate/work with the World Bank Group in your country?					
	Yes			No		
	N	Mean	SD	N	Mean	SD
Project implementation (or other organizational strengthening)	54	8.56	1.36	81	7.91	1.64
Citizen engagement (incorporating citizens' voices into development)	40	8.30	1.44	73	7.99	1.59
Policy design (for clarity and better incentives to achieve development goals)	50	8.64	1.35	81	8.56	1.14

B. Overall Attitudes toward the World Bank Group (continued)

Which of the following do you identify as the World Bank Group's greatest WEAKNESSES in its work in Peru? (Choose no more than TWO)

Percentage of Respondents (Responses combined)	Currently, do you professionally collaborate/work with the World Bank Group in your country?	
	Yes	No
Not exploring alternative policy options	5.6%	5.3%
Not adequately sensitive to political/social realities in Peru	24.1%	24.5%
Staff too centralized in Washington D.C.	16.7%	8.5%
Not enough public disclosure of its work	22.2%	33.0%
Not enough staff capacity in country offices	11.1%	5.3%
Arrogant in its approach	7.4%	7.4%
Not aligned with country priorities	5.6%	7.4%
The credibility of its knowledge/data	0.0%	1.1%
Not enough decentralized authority	7.4%	12.8%
World Bank Group's processes too complex	22.2%	11.7%
Not willing to honestly criticize policies and reform efforts in the country	5.6%	11.7%
Too influenced by developed countries	3.7%	6.4%
Imposing technocratic solutions without regard to political realities	13.0%	11.7%
World Bank Group's processes too slow	13.0%	11.7%
Too bureaucratic in its operational policies and procedures	14.8%	13.8%
Not aligned with other donors' work	3.7%	1.1%
Not collaborating enough with non-state actors	3.7%	6.4%
Not client focused	3.7%	5.3%
Other	7.4%	2.1%
Don't know	3.7%	4.3%

Which World Bank Group's instruments do you believe are the MOST effective in reducing poverty in Peru? (Choose no more than TWO)

Percentage of Respondents (Responses combined)	Currently, do you professionally collaborate/work with the World Bank Group in your country?	
	Yes	No
Capacity development, institutional strengthening	46.3%	47.9%
Policy based lending / budget support to the Government	14.8%	28.7%
Knowledge products/services	25.9%	22.3%
Investment lending*	57.4%	36.2%
Technical assistance	48.1%	50.0%
Trust Fund management	3.7%	1.1%
Other	0.0%	1.1%
Don't know	0.0%	3.2%

*Significantly different between stakeholders who do and do not collaborate with the World Bank Group professionally

B. Overall Attitudes toward the World Bank Group (continued)

To what extent do you agree with the following statements about the World Bank Group's work in Peru?

(1-Strongly disagree, 10-Strongly agree)

	Currently, do you professionally collaborate/work with the World Bank Group in your country?					
	Yes			No		
	N	Mean	SD	N	Mean	SD
Overall the World Bank Group currently plays a relevant role in development in Peru*	56	7.38	1.65	89	6.54	1.74
The World Bank Group's work is aligned with what I consider the development priorities for Peru*	54	7.50	1.49	88	6.60	1.49
The World Bank Group supports Peru's efforts to reduce social exclusion*	51	7.75	1.47	86	7.07	1.41
The World Bank Group supports programs and strategies that are realistic for Peru*	55	7.55	1.53	85	6.89	1.42
The World Bank Group treats clients and stakeholders in Peru with respect	52	7.69	1.98	81	7.52	1.79
The World Bank Group is an organization that does not represent a particular ideological perspective in Peru*	52	7.38	2.54	82	6.74	2.70
The World Bank Group is an organization that is not overly influenced by any particular country	48	6.71	2.64	81	6.05	2.65
The World Bank Group respects the positions, views and demands of the government of Peru	53	7.89	1.76	83	7.33	1.91
The World Bank Group listens and takes into account your views	54	7.41	2.00	81	6.83	2.02

*Significantly different between stakeholders who do and do not collaborate with the World Bank Group professionally

	Currently, do you professionally collaborate/work with the World Bank Group in your country?					
	Yes			No		
	N	Mean	SD	N	Mean	SD
When considering the national development needs in Peru, to what extent does the combination of financial, knowledge and convening services that the World Bank Group currently provides in Peru meet the national development needs of Peru?*	55	7.47	1.50	86	6.92	1.46

(1-To no degree at all, 10-To a very significant degree)

*Significantly different between stakeholders who do and do not collaborate with the World Bank Group professionally

To what extent is the World Bank Group an effective development partner in Peru in terms of each of the following?

(1-To no degree at all, 10-To a very significant degree)

	Currently, do you professionally collaborate/work with the World Bank Group in your country?					
	Yes			No		
	N	Mean	SD	N	Mean	SD
Responsiveness	51	6.86	1.67	74	6.34	1.51
Flexibility (in terms of the institution's products and services)	51	6.65	1.93	75	6.28	1.62
Flexibility (in terms of changing country circumstances)*	51	7.10	1.59	75	6.41	1.71
Being inclusive*	51	7.53	1.46	81	6.73	1.50
Openness*	51	7.88	1.46	83	6.95	1.59
Staff accessibility*	52	7.48	1.82	79	6.56	1.74
Straightforwardness and honesty	52	7.92	1.57	82	7.41	1.80
Ease of access to the people at the World Bank Group who are making decisions important to my work*	52	7.29	2.16	75	6.53	1.87
Collaboration with civil society*	39	7.36	1.91	75	6.43	1.98
Collaboration with the Government	51	8.20	1.30	85	7.91	1.31
Collaboration with other donors and development partners	40	7.75	1.45	66	7.26	1.62
Collaboration with the private sector*	38	7.74	1.78	66	7.08	1.52
The speed in which it gets things accomplished on the ground	48	6.67	2.01	68	6.34	1.78
Being a long-term partner	49	8.20	1.49	76	7.75	1.73

*Significantly different between stakeholders who do and do not collaborate with the World Bank Group professionally

B. Overall Attitudes toward the World Bank Group (continued)

To be more effective development partner in Peru, do you believe that the World Bank Group should have?*

(Select only ONE response)

Percentage of Respondents	Currently, do you professionally collaborate/work with the World Bank Group in your country?	
	Yes	No
More local presence	72.2%	79.6%
The current level of local presence is adequate	27.8%	12.9%
Less local presence	0.0%	2.2%
Don't know	0.0%	5.4%

*Significantly different between stakeholders who do and do not collaborate with the World Bank Group professionally

When World Bank Group assisted reform efforts fail or are slow to take place, which of the following would you attribute this to? (Choose no more than TWO)

Percentage of Respondents (Responses combined)	Currently, do you professionally collaborate/work with the World Bank Group in your country?	
	Yes	No
The World Bank Group does not do adequate follow through/follow-up	11.5%	8.6%
There is not an adequate level of citizen/civil society participation	25.0%	32.3%
The World Bank Group is not sensitive enough to political/social realities on the ground	30.8%	30.1%
Lack of/inadequate levels of capacity in Government	17.3%	21.5%
Poor donor coordination	7.7%	8.6%
The World Bank Group works too slowly	17.3%	11.8%
The Government works inefficiently	9.6%	16.1%
Political pressures and obstacles	34.6%	26.9%
Reforms are not well thought out in light of country challenges	15.4%	21.5%
Other	11.5%	4.3%

C. World Bank Group's Effectiveness and Results

In your opinion, how IMPORTANT is it for the World Bank Group to be involved in the following areas of development in Peru? (1-Not important at all, 10-Very important)

	Currently, do you professionally collaborate/work with the World Bank Group in your country?					
	Yes			No		
	N	Mean	SD	N	Mean	SD
Anti corruption	53	8.58	1.71	87	8.41	1.64
Information and communications technology	53	7.96	1.63	81	8.10	1.58
Transport	52	8.40	1.62	83	8.08	1.59
Crime and violence	50	7.60	1.98	83	7.49	1.98
Law and justice	51	7.78	1.95	85	8.05	1.79
Urban development	49	7.61	2.00	81	7.78	1.80
Environmental sustainability	53	8.25	1.60	85	8.62	1.43
Regulatory framework	51	7.76	1.67	80	7.33	1.73
Communicable/non-communicable diseases	48	7.27	1.87	77	7.30	1.85
Poverty reduction	56	8.84	1.32	88	8.88	1.49
Gender equity	50	7.64	1.79	81	7.95	1.77
Domestic private sector development	48	7.69	1.90	82	7.35	1.93
Foreign direct investment	49	7.69	2.02	81	7.38	2.25
Water and sanitation	54	8.85	1.23	85	8.84	1.30
Trade and exports	50	7.66	1.90	79	7.51	1.99
Economic growth	51	8.71	1.33	81	8.30	1.88
Energy	52	8.42	1.61	78	8.12	1.64
Disaster management	51	8.37	1.65	78	8.37	1.74
Public sector governance/ reform	55	8.98	1.27	85	9.00	1.26
Job creation/employment	53	7.91	1.72	79	7.99	1.92
Financial markets	53	7.68	1.88	80	7.66	1.85
Equality of opportunity	53	8.13	1.84	83	8.37	1.60
Health	53	8.72	1.23	85	8.44	1.67
Rural development	54	8.87	1.26	86	8.65	1.49
Global/regional integration	52	7.52	1.94	81	7.62	2.19
Food security	53	8.09	1.67	80	8.01	1.87
Education	53	9.30	1.08	86	8.88	1.60
Social protection	49	7.71	1.76	82	8.22	1.69
Climate change	50	8.20	1.25	81	8.51	1.55
Agricultural development	53	8.36	1.65	80	8.20	1.51
Natural resource management	54	8.13	2.03	79	7.87	2.19

C. World Bank Group's Effectiveness and Results (continued)

How EFFECTIVE do you believe the World Bank Group is in terms of the work it does in the following areas of development in Peru? (1-Not effective at all, 10-Very effective)

	Currently, do you professionally collaborate/work with the World Bank Group in your country?					
	Yes			No		
	N	Mean	SD	N	Mean	SD
Anti corruption*	25	6.52	2.26	43	5.14	2.38
Information and communications technology	30	7.17	1.51	41	6.37	1.95
Transport	35	7.49	1.40	55	6.84	1.84
Crime and violence	19	5.95	2.37	37	5.24	2.33
Law and justice	25	6.60	1.98	46	5.83	2.08
Urban development*	27	7.56	1.55	46	6.30	1.99
Environmental sustainability	33	7.55	1.70	50	6.80	1.84
Regulatory framework*	28	7.25	1.69	47	6.19	2.10
Communicable/non-communicable diseases	23	6.35	2.10	42	6.38	2.12
Poverty reduction*	44	7.93	1.45	71	7.15	2.16
Gender equity*	33	7.67	1.51	51	6.67	2.23
Domestic private sector development*	30	7.53	2.21	45	6.38	1.97
Foreign direct investment	28	7.21	1.75	43	6.63	1.94
Water and sanitation*	38	8.29	1.51	70	7.61	1.67
Trade and exports	25	7.36	1.60	40	6.50	2.10
Economic growth*	33	8.06	1.41	57	7.25	1.89
Energy	27	7.81	1.42	47	7.15	1.74
Disaster management	29	7.69	2.02	50	6.96	1.92
Public sector governance/ reform	40	7.75	1.94	68	7.28	2.03
Job creation/employment	29	7.24	1.86	44	6.30	2.16
Financial markets	27	7.52	1.67	46	6.85	1.63
Equality of opportunity	34	7.29	2.01	49	7.04	1.90
Health	36	7.67	1.41	56	7.25	1.96
Rural development*	37	7.92	1.61	58	7.05	1.69
Global/regional integration	29	7.14	1.64	42	6.90	1.91
Food security	29	7.07	2.09	44	6.66	1.80
Education	38	7.53	2.15	59	7.20	2.02
Social protection	23	6.57	2.17	46	6.78	2.10
Climate change	31	7.23	1.98	52	6.60	1.86
Agricultural development	31	7.55	2.10	50	6.84	1.81
Natural resource management	25	7.24	2.11	48	6.52	2.06

*Significantly different between stakeholders who do and do not collaborate with the World Bank Group professionally

Where are the World Bank Group's decisions made primarily that support the program in Peru?

(Select only ONE response)

Percentage of Respondents	Currently, do you professionally collaborate/work with the World Bank Group in your country?	
	Yes	No
At the Headquarters (in Washington D.C.)	73.7%	62.4%
In the country	14.0%	10.8%
Don't know	12.3%	26.9%

	Currently, do you professionally collaborate/work with the World Bank Group in your country?					
	Yes			No		
	N	Mean	SD	N	Mean	SD
To what extent does the World Bank Group's work help to achieve development results in Peru?*	56	7.07	1.43	84	6.51	1.45

(1-To no degree at all, 10-To a very significant degree)

*Significantly different between stakeholders who do and do not collaborate with the World Bank Group professionally

C. World Bank Group's Effectiveness and Results (continued)

To what extent do you agree with the following statements about the World Bank Group in Peru?

(1-Strongly disagree, 10-Strongly agree)

	Currently, do you professionally collaborate/work with the World Bank Group in your country?					
	Yes			No		
	N	Mean	SD	N	Mean	SD
The World Bank Group's financial instruments meet the needs of Peru	54	6.94	1.69	84	6.56	1.54
The World Bank Group meets Peru's needs for knowledge services*	56	7.21	1.42	84	6.54	1.76

*Significantly different between stakeholders who do and do not collaborate with the World Bank Group professionally

	Currently, do you professionally collaborate/work with the World Bank Group in your country?					
	Yes			No		
	N	Mean	SD	N	Mean	SD
To what extent do you believe the World Bank Group measures and corrects its work in real time in Peru?	51	6.24	1.85	72	6.11	1.44

(1-To no degree at all, 10-To a very significant degree)

D. The World Bank Group's Knowledge Work and Activities

How frequently do you consult World Bank Group's knowledge work and activities in the work you do?*

Percentage of Respondents	Currently, do you professionally collaborate/work with the World Bank Group in your country?	
	Yes	No
Weekly	14.0%	2.2%
Monthly	33.3%	16.3%
A few times a year	38.6%	51.1%
Rarely	10.5%	21.7%
Never	3.5%	8.7%

*Significantly different between stakeholders who do and do not collaborate with the World Bank Group professionally

In Peru, to what extent do you believe that the World Bank Group's knowledge work and activities:

(1-To no degree at all, 10-To a very significant degree)

	Currently, do you professionally collaborate/work with the World Bank Group in your country?					
	Yes			No		
	N	Mean	SD	N	Mean	SD
Are timely*	51	7.12	1.70	81	6.54	1.54
Are relevant to Peru's development priorities	51	7.31	1.68	85	6.94	1.55
Lead to practical solutions	50	6.84	1.86	80	6.59	1.63
Are accessible (well written and easy to understand)	52	7.27	1.61	86	7.06	1.57
Enhance your knowledge and/or skills	53	7.60	1.67	89	7.38	1.72
Are translated enough into local language	49	6.96	2.18	80	6.69	1.89
Are adapted to Peru's specific development challenges and country circumstances	52	7.15	1.80	84	7.07	1.54

*Significantly different between stakeholders who do and do not collaborate with the World Bank Group professionally

	Currently, do you professionally collaborate/work with the World Bank Group in your country?					
	Yes			No		
	N	Mean	SD	N	Mean	SD
Overall, how significant a contribution do you believe the World Bank Group's knowledge work and activities make to development results in your country?	55	7.16	1.56	88	6.75	1.47
Overall, how would you rate the technical quality of the World Bank Group's knowledge work and activities?	52	7.56	1.38	89	7.47	1.26

(1-Not significant at all, 10-Very significant; 1-Very low technical quality, 10-Very high technical quality)

D. The World Bank Group's Knowledge Work and Activities (continued)

Have you read/consulted any World Bank Group Reports: [*Economic Mobility and the Rise of the Latin American Middle Class, Latin America And The Caribbean As Tailwinds Recede: In Search Of Higher Growth, Peru On The Threshold Of A New Era, Diagnostic Review Of Consumer Protection And Financial Literacy, World Development Report 2014: Managing Risk For Development, Lesson From The Hand Washing Initiative In Peru, Impact Evaluation, Economic Impact Of The Ica Earthquake On Water And Sanitation Services, Sanitation Market At The Bottom Of The Pyramid, Doing Business, and Is The Field Levelled For Peruvian Children?*]

Percentage of Respondents	Currently, do you professionally collaborate/work with the World Bank Group in your country?	
	Yes	No
Yes	71.9%	78.0%
No	28.1%	22.0%

	Currently, do you professionally collaborate/work with the World Bank Group in your country?					
	Yes			No		
	N	Mean	SD	N	Mean	SD
To what extent do you believe any Report raised substantive new information and insight that you were not aware of prior to reading?	44	7.45	1.45	72	7.54	1.39
To what extent do you believe any Report provided you with useful information in terms of the work you do?	42	7.57	1.47	72	7.64	1.48

(1-To no degree at all, 10-To a very significant degree)

Which of the following reports do you think are the most useful in terms of the work you do? (Choose no more than TWO)

Percentage of Respondents (Responses combined)	Currently, do you professionally collaborate/work with the World Bank Group in your country?	
	Yes	No
Economic Mobility And The Rise Of The Latin American Middle Class (La Movilidad Económica y el Crecimiento de la Clase Media en América Latina)	28.3%	29.2%
Latin America And The Caribbean As Tailwinds Recede: In Search Of Higher Growth (América Latina y El Caribe sin Vientos a Favor)	0.0%	4.5%
Peru On The Threshold Of A New Era (Perú en el Umbral de una Nueva Era)	34.0%	33.7%
Diagnostic Review Of Consumer Protection And Financial Literacy (Protección al Consumidor y la Alfabetización Financiera)	5.7%	3.4%
World Development Report 2014: Managing Risk For Development (Informe de Desarrollo Mundial 2014: Riesgo y Oportunidad –la Administración del Riesgo como Instrumento de Desarrollo)	43.4%	33.7%
Lesson From The Hand Washing Initiative In Peru, Impact Evaluation (Evaluación de Impacto de la Iniciativa de Lavado de Manos en el Perú)	9.4%	10.1%
Economic Impact Of The Ica Earthquake On Water And Sanitation Services (Impacto Económico del Terremoto de Ica sobre Servicios de Agua y Saneamiento)	11.3%	11.2%
Sanitation Market At The Bottom Of The Pyramid (Mercado de Saneamiento en la Base de la Pirámide)	11.3%	19.1%
Doing Business (Facilidad para hacer Negocios o Doing Business)	22.6%	18.0%
Is The Field Levelled For Peruvian Children? (¿Está el Piso Parejo para los Niños del Perú?)	11.3%	15.7%
Other	9.4%	3.4%

E. Working with the World Bank Group

To what extent does each of the following aspects of the World Bank Group's technical assistance/advisory work contribute to solving Peru's development challenges? (1-To no degree at all, 10-To a very significant degree)

	Currently, do you professionally collaborate/work with the World Bank Group in your country?					
	Yes			No		
	N	Mean	SD	N	Mean	SD
Conceptualization (understanding and framing the problem)	54	7.31	1.68	79	7.22	1.47
Design (appraising and planning the solutions)	54	7.52	1.55	80	7.16	1.38
Implementation (Executing, carrying out, monitoring, and making appropriate adjustments)	54	7.41	1.63	78	6.94	1.46
Evaluation (assessing the impact and results)	54	7.56	1.63	79	7.34	1.51

To what extent do you agree/disagree with the following statements? (1-Strongly disagree, 10-Strongly agree)

	Currently, do you professionally collaborate/work with the World Bank Group in your country?					
	Yes			No		
	N	Mean	SD	N	Mean	SD
The World Bank Group disburses funds promptly	43	6.40	2.04	58	5.95	1.82
The World Bank Group effectively monitors and evaluates the projects and programs it supports	50	7.38	1.71	73	7.04	1.36
The World Bank Group's approvals and reviews are done in a timely fashion	47	6.91	1.74	60	6.57	1.52
The World Bank Group's "Safeguard Policy" requirements are reasonable	43	7.16	1.70	59	6.78	1.71
The World Bank Group's conditions on its lending are reasonable	42	7.19	1.67	58	6.81	1.81
The World Bank Group takes decisions quickly in Peru	48	6.31	1.86	61	6.08	1.44
Working with the World Bank Group increases Peru's institutional capacity	52	7.56	1.82	75	7.19	1.78
The World Bank Group ensures consistency and continuity through staff changes	45	6.47	2.27	55	6.80	1.74
Where country systems are adequate, the World Bank Group makes appropriate use of them*	31	7.90	1.49	52	6.54	1.71
The World Bank Group provides effective implementation support*	50	7.66	1.49	73	6.79	1.69

*Significantly different between stakeholders who do and do not collaborate with the World Bank Group professionally

Which of the following best describes the way the World Bank Group operates in Peru?

(Select only ONE response)

Percentage of Respondents	Currently, do you professionally collaborate/work with the World Bank Group in your country?	
	Yes	No
The World Bank Group takes too much risk in Peru	0.0%	1.1%
The World Bank Group does not take enough risk in Peru	21.4%	27.5%
The World Bank Group's approach to risk is appropriate	37.5%	36.3%
Don't know	14.3%	25.3%
Prefer not to answer	26.8%	9.9%

F. Recent Trends and the Future Role of the World Bank Group in Peru

	Currently, do you professionally collaborate/work with the World Bank Group in your country?					
	Yes			No		
	N	Mean	SD	N	Mean	SD
In the last three years, to what extent do you believe that the World Bank Group has moved in the right direction in terms of the focus of its work in Peru?	53	7.15	1.57	77	6.77	1.61
How significant a role do you believe that international development cooperation (e.g., range of donors and partners) SHOULD play in Peru's development in the near future?	55	8.40	1.41	93	7.97	1.69

(1-To no degree at all, 10-To a very significant degree; 1-Not a significant role at all, 10-Very significant role)

**Which of the following SHOULD the World Bank Group do to make itself of greater value in Peru?
(Choose no more than TWO)**

Percentage of Respondents (Responses combined)	Currently, do you professionally collaborate/work with the World Bank Group in your country?	
	Yes	No
Provide more adequate data/knowledge/statistics/figures on Peru's economy	16.1%	22.6%
Collaborate more effectively with Government clients	16.1%	20.4%
Become more decentralized	17.9%	19.4%
Offer more innovative financial products	12.5%	9.7%
Improve the competitiveness of its financing compared to markets	7.1%	11.8%
Do large infrastructure projects	12.5%	11.8%
Reach out more to groups outside of Government	7.1%	18.3%
Improve the quality of its experts as related to Peru's specific challenges	16.1%	12.9%
Streamline the time required for environmental and procurement reviews, especially for high income and middle income countries (i.e. no more than four months)	5.4%	4.3%
Offer more innovative knowledge services	14.3%	10.8%
Ensure greater selectivity in its work	0.0%	0.0%
Increase the level of capacity development in the country, especially at subnational level	39.3%	29.0%
Reduce the complexity of obtaining World Bank Group financing	17.9%	14.0%
Increase availability of Fee-Based services	0.0%	0.0%
Work faster	8.9%	5.4%
Other	3.6%	4.3%

**When considering the combination of services that the World Bank Group offers in Peru, and taking into account its limited level of resources, which ONE of the following do you believe the World Bank Group should offer more of in Peru?
(Select only ONE response)**

Percentage of Respondents	Currently, do you professionally collaborate/work with the World Bank Group in your country?	
	Yes	No
Financial services	18.2%	21.7%
Knowledge products	45.5%	56.5%
Convening services	5.5%	3.3%
None of the above	3.6%	1.1%
The combination is appropriate for Peru	23.6%	15.2%
Don't know	3.6%	2.2%

G. Communication and Information Sharing

How do you get most of your information about economic and social development issues in Peru?

(Choose no more than TWO)

Percentage of Respondents (Responses combined)	Currently, do you professionally collaborate/work with the World Bank Group in your country?	
	Yes	No
Local newspapers	55.4%	46.8%
International newspapers	7.1%	4.3%
Local radio	0.0%	3.2%
International radio	0.0%	0.0%
Local television	10.7%	11.7%
International television	1.8%	5.3%
Periodicals	42.9%	40.4%
Internet	60.7%	62.8%
Social media	7.1%	9.6%
Blogs	0.0%	2.1%
Mobile phones	0.0%	0.0%
Instant messaging	0.0%	1.1%
Other	7.1%	3.2%

How would you prefer to receive information from the World Bank Group?

(Choose no more than TWO)

Percentage of Respondents (Responses combined)	Currently, do you professionally collaborate/work with the World Bank Group in your country?	
	Yes	No
Blogs	1.8%	4.3%
Direct contact with World Bank Group	35.7%	22.3%
e-Newsletters	39.3%	48.9%
Instant messaging	3.6%	3.2%
World Bank Group's seminars/workshops/conferences	46.4%	39.4%
World Bank Group's publications and other written materials	39.3%	33.0%
Mobile phones	1.8%	2.1%
Social media	10.7%	12.8%
World Bank Group's website	14.3%	18.1%
Other	1.8%	1.1%

Are you aware of the World Bank Group's Access to Information Policy under which the Bank will now disclose any information in its possession that is not a list of exceptions?

Percentage of Respondents	Currently, do you professionally collaborate/work with the World Bank Group in your country?	
	Yes	No
Yes	50.9%	36.6%
No	49.1%	63.4%

Do you use/have used the World Bank Group website?*

Percentage of Respondents	Currently, do you professionally collaborate/work with the World Bank Group in your country?	
	Yes	No
Yes	91.1%	72.0%
No	8.9%	28.0%

*Significantly different between stakeholders who do and do not collaborate with the World Bank Group professionally

Please rate how much you agree with the following statements. (1-Strongly disagree, 10-Strongly agree)

	Currently, do you professionally collaborate/work with the World Bank Group in your country?					
	Yes			No		
	N	Mean	SD	N	Mean	SD
When I need information from the World Bank Group I know how to find it	56	7.02	2.18	86	6.38	2.19
The World Bank Group's social media channels are valuable sources of information about the institution	40	6.80	1.71	59	6.63	1.98
The World Bank Group is responsive to my information requests and inquiries*	50	7.58	1.82	57	6.47	2.14

*Significantly different between stakeholders who do and do not collaborate with the World Bank Group professionally

H. Background Information

Which of the following agencies of the World Bank Group do you work with in Peru? (Select all that apply)

Percentage of Respondents (Responses Combined)	Currently, do you professionally collaborate/work with the World Bank Group in your country?	
	Yes	No
The World Bank (IBRD/IDA)*	73.7%	34.9%
The International Finance Corporation (IFC)	28.1%	12.8%
The Multilateral Investment Guarantee Agency (MIGA)*	3.5%	2.3%
None*	12.3%	62.8%

*Significantly different between stakeholders who do and do not collaborate with the World Bank Group professionally

Do your projects involve both the World Bank and IFC?*

Percentage of Respondents	Currently, do you professionally collaborate/work with the World Bank Group in your country?	
	Yes	No
Yes	43.9%	23.0%
No	56.1%	77.0%

*Significantly different between stakeholders who do and do not collaborate with the World Bank Group professionally

If yes, what was your view on the two institutions working together in Peru?

Percentage of Respondents	Currently, do you professionally collaborate/work with the World Bank Group in your country?	
	Yes	No
Working well together	50.0%	36.8%
Collaborating but needs improvement	41.7%	52.6%
Don't know	8.3%	10.5%

Appendix F: Indicator Questions as a Function of Exposure to the World Bank Group

Indicator Question	Currently, do you professionally collaborate/ work with the World Bank in your country?		Which of the following describes most of your exposure to the World Bank in Peru? (Choose no more than TWO)									
			Observer		Use WB reports/data		Engage in WB activities		Collaborate		Use WB website	
	No Mean	Yes Mean	No Mean	Yes Mean	No Mean	Yes Mean	No Mean	Yes Mean	No Mean	Yes Mean	No Mean	Yes Mean
Overall, please rate your impression of the effectiveness of the World Bank in Peru	7.17	7.75	7.55	6.71	7.35	7.53	7.26	7.69	7.31	7.83	7.47	7.41
To what extent do you believe the World Bank Group's staff is well prepared to help solve Peru's most complicated development challenges?	7.54	8.04	7.83	7.22	7.67	7.81	7.59	7.94	7.55	8.31	7.90	7.41
Overall the World Bank Group currently plays a relevant role in development in Peru	6.54	7.38	7.00	6.41	7.08	6.81	6.77	7.13	6.81	7.25	6.91	6.98
The World Bank Group's work is aligned with what I consider the development priorities for Peru	6.60	7.50	6.99	6.76	7.06	6.88	6.81	7.16	6.87	7.21	6.99	6.91
Responsiveness	6.34	6.86	6.65	6.07	6.56	6.60	6.44	6.76	6.49	6.82	6.70	6.33
Flexibility (in terms of the institution's products and services)	6.28	6.65	6.48	6.27	6.39	6.51	6.29	6.65	6.43	6.50	6.46	6.44
Flexibility (in terms of changing country circumstances)	6.41	7.10	6.80	6.27	6.80	6.69	6.51	7.02	6.63	7.03	6.88	6.43
Being inclusive	6.73	7.53	7.11	6.81	7.20	6.97	7.00	7.18	7.01	7.25	7.17	6.88
Openness	6.95	7.88	7.43	6.69	7.19	7.46	7.32	7.36	7.22	7.65	7.40	7.21
Staff accessibility	6.56	7.48	7.07	6.50	7.02	6.99	6.87	7.16	6.84	7.42	7.12	6.73
Straightforwardness and honesty	7.41	7.92	7.67	7.38	7.70	7.58	7.53	7.78	7.46	8.08	7.74	7.40
Ease of access to the people at the World Bank Group who are making decisions important to my work	6.53	7.29	7.05	6.40	6.86	7.06	6.84	7.12	6.93	7.06	7.07	6.75
Collaboration with civil society	6.43	7.36	6.93	6.40	6.78	6.92	6.90	6.80	6.77	7.11	6.85	6.86
Collaboration with the Government	7.91	8.20	8.07	7.87	8.07	8.03	7.95	8.17	8.01	8.14	8.07	8.00
Collaboration with other donors and development partners	7.26	7.75	7.51	7.25	7.68	7.32	7.35	7.63	7.47	7.50	7.46	7.53
Collaboration with the private sector	7.08	7.74	7.38	7.18	7.49	7.27	7.32	7.41	7.21	7.81	7.48	7.12
The speed in which it gets things accomplished on the ground	6.34	6.67	6.53	6.64	6.42	6.63	6.40	6.69	6.59	6.40	6.59	6.42
Being a long-term partner	7.75	8.20	8.02	7.67	8.17	7.84	7.70	8.32	7.94	8.13	8.01	7.93
To what extent does the World Bank Group's work help to achieve development results in Peru?	6.51	7.07	6.79	6.56	6.83	6.69	6.55	7.00	6.71	6.87	6.71	6.86
The World Bank Group's financial instruments meet the needs of Peru	6.56	6.94	6.77	6.41	6.84	6.64	6.58	6.92	6.72	6.76	6.66	6.88
The World Bank Group meets Peru's needs for knowledge services	6.54	7.21	6.89	6.65	6.90	6.83	6.70	7.05	6.75	7.19	6.93	6.71
The World Bank Group's knowledge work and activities are adapted to Peru's specific development challenges and country circumstances	7.07	7.15	7.15	7.06	7.18	7.11	7.03	7.28	7.09	7.29	7.11	7.20
Overall, how significant a contribution do you believe the World Bank Group's knowledge work and activities make to development results in your country?	6.75	7.16	7.04	6.44	6.85	7.07	6.80	7.17	6.94	7.03	7.01	6.87
Overall, how would you rate the technical quality of the World Bank Group's knowledge work and activities?	7.47	7.56	7.57	7.31	7.55	7.53	7.54	7.53	7.39	7.95	7.56	7.49
The World Bank Group takes decisions quickly in Peru	6.08	6.31	6.17	6.50	6.17	6.21	6.18	6.20	6.23	6.07	6.18	6.21
Where country systems are adequate, the World Bank Group makes appropriate use of them	6.54	7.90	7.14	7.00	7.38	6.91	7.14	7.10	7.05	7.39	7.04	7.30

Yellow highlight indicates significant difference between Yes and No mean.

Appendix G: Indicator Questions by Stakeholder Groups

	Which of the following best describes your current position?																													
	Office of President/ Prime Minister/ Minister			Employee of a Ministry/ Ministerial Dep/ Implementation Agency			PMU/ Consultant/ Contractor on Bank project			Bilateral/ Multilateral Agency			Private Sector/ Financial Sector/ Private Bank			CSO			Media			Independent Government Institution			Academia/ Research institute/ Think tank			Other		
	N	Mean	SD	N	Mean	SD	N	Mean	SD	N	Mean	SD	N	Mean	SD	N	Mean	SD	N	Mean	SD	N	Mean	SD	N	Mean	SD	N	Mean	SD
Overall, please rate your impression of the effectiveness of the World Bank in Peru	5	8.40	1.52	44	7.86	1.32	6	7.50	1.38	18	6.78	1.52	6	7.83	1.47	18	6.89	1.32	6	6.67	2.34	7	7.71	1.38	7	7.29	1.98	23	7.26	1.94
To what extent do you believe the World Bank Group's staff is well prepared to help solve Peru's most complicated development challenges?	5	9.00	.71	42	7.86	1.54	7	7.71	1.11	16	7.75	1.34	8	8.13	.99	17	7.29	1.61	6	6.83	1.17	7	8.14	1.77	8	7.00	1.93	23	7.70	1.64
Overall the World Bank Group currently plays a relevant role in development in Peru	5	7.40	1.52	44	7.25	1.37	8	7.13	1.55	18	6.72	1.71	7	7.86	1.21	19	5.95	2.17	6	6.50	1.05	7	7.14	1.95	8	6.88	2.23	25	6.56	2.00
The World Bank Group's work is aligned with what I consider the development priorities for Peru*	5	7.40	1.67	44	7.18	1.51	8	7.50	1.41	18	7.00	1.24	7	7.43	1.40	18	5.50	1.62	6	6.83	.41	8	7.25	2.12	8	7.00	1.77	22	7.00	1.23
Responsiveness	5	7.20	1.79	37	6.65	1.60	7	6.86	2.19	16	6.00	1.67	7	6.43	1.13	13	6.00	1.73	5	6.60	2.07	7	7.57	.79	7	6.57	1.99	23	6.48	1.31
Flexibility (in terms of the institution's products and services)	5	7.60	1.67	37	6.43	1.69	7	7.43	1.99	17	5.12	2.00	7	6.57	1.51	13	6.23	1.64	6	6.33	1.75	7	7.14	.90	8	7.00	1.93	21	6.52	1.47
Flexibility (in terms of changing country circumstances)	5	7.80	1.30	38	6.71	1.59	7	7.86	1.46	16	5.94	1.77	7	7.00	1.41	13	5.92	2.10	6	6.33	1.63	7	7.71	1.38	8	7.13	1.64	21	6.57	1.57
Being inclusive	5	7.60	1.52	41	7.15	1.26	6	8.00	1.79	16	6.31	1.58	7	7.57	.53	15	6.27	2.12	6	7.17	1.33	7	7.71	1.60	8	7.75	1.28	23	6.78	1.51
Openness	5	7.80	.84	40	7.25	1.55	8	8.13	1.55	16	7.06	1.98	7	8.14	.69	15	6.73	1.83	6	6.50	1.52	8	7.75	1.49	8	8.38	1.92	23	6.91	1.31
Staff accessibility	4	8.00	1.41	40	6.85	1.72	7	7.14	2.91	16	6.56	2.10	6	7.00	1.79	15	7.13	1.88	6	6.50	1.87	6	7.83	.75	8	7.25	1.75	24	6.67	1.74
Straightforwardness and honesty	5	8.20	1.30	41	7.41	1.82	7	8.43	1.51	17	6.71	2.23	7	7.71	1.60	15	7.73	1.67	6	7.83	1.47	6	8.83	.98	8	8.38	1.51	23	7.52	1.50
Ease of access to the people at the World Bank Group who are making decisions important to my work	5	7.60	1.14	41	6.83	1.96	7	7.14	2.97	14	6.00	2.18	6	7.00	2.10	15	6.47	1.92	6	6.33	1.75	4	8.50	.58	7	8.14	1.57	23	6.91	2.15
Collaboration with civil society*	5	7.00	.71	33	7.18	1.65	3	8.33	2.08	11	5.73	2.24	7	7.29	1.60	15	5.33	2.23	6	7.83	.75	5	8.40	1.67	8	6.88	2.23	23	6.43	2.09
Collaboration with the Government	5	8.20	1.79	41	7.78	1.37	8	8.13	1.55	17	7.82	1.38	7	8.57	.98	17	8.18	1.24	5	8.60	1.14	7	8.86	.69	8	8.13	1.46	24	7.75	1.26
Collaboration with other donors and development partners	4	8.00	1.83	32	7.50	1.34	5	7.60	2.07	16	6.88	2.00	5	8.00	.71	11	7.09	1.97	5	8.20	1.10	4	8.75	.50	7	7.57	1.90	20	7.20	1.28
Collaboration with the private sector	5	7.60	1.82	30	7.30	1.47	3	8.00	2.00	11	6.82	1.08	7	7.71	2.43	13	7.08	2.22	6	8.33	1.21	5	7.40	1.14	7	7.43	1.62	19	7.05	1.68
The speed in which it gets things accomplished on the ground*	5	8.00	1.41	33	6.45	1.72	7	7.43	1.99	17	4.82	1.67	6	6.67	2.16	10	6.60	2.07	6	6.50	1.38	6	8.00	1.10	7	6.71	1.98	20	6.60	1.73
Being a long-term partner	5	8.20	1.64	39	7.97	1.53	7	8.57	.98	17	7.53	1.84	6	8.50	1.05	13	7.77	1.96	5	7.40	1.52	5	9.00	.71	8	8.00	2.00	21	7.76	1.87
To what extent does the World Bank Group's work help to achieve development results in Peru?	5	7.20	1.92	43	6.98	1.44	8	7.13	1.36	17	5.88	1.62	6	6.67	1.86	18	6.50	1.29	6	6.83	1.33	8	7.13	1.25	8	6.50	1.07	23	6.78	1.62
The World Bank Group's financial instruments meet the needs of Peru	5	7.60	1.67	43	6.93	1.53	8	7.38	1.60	18	5.61	1.79	6	6.83	1.60	17	6.35	1.37	6	6.50	1.05	6	7.17	.75	8	7.00	1.85	23	6.78	1.70
The World Bank Group meets Peru's needs for knowledge services	5	7.80	1.92	42	6.79	1.47	8	7.38	1.41	18	6.00	1.85	6	6.67	1.51	18	6.72	1.53	6	6.83	.75	7	7.57	1.27	8	7.25	2.31	23	6.78	1.93
The World Bank Group's knowledge work and activities are adapted to Peru's specific development challenges and country circumstances	5	7.60	1.95	40	7.13	1.54	8	7.25	1.83	16	6.63	1.71	7	7.00	1.41	18	7.06	1.95	6	6.33	.82	7	8.57	1.27	8	7.13	1.25	22	7.00	1.75
Overall, how significant a contribution do you believe the World Bank Group's knowledge work and activities make to development results in your country?	5	7.60	1.82	43	7.23	1.51	8	7.00	1.60	17	6.59	1.50	6	7.67	1.21	19	6.21	1.47	6	6.83	.75	8	7.38	1.92	8	7.25	1.49	24	6.58	1.41
Overall, how would you rate the technical quality of the World Bank Group's knowledge work and activities?	5	8.00	1.58	42	7.55	1.50	8	7.75	.89	17	7.29	.92	7	8.00	.82	19	7.32	1.25	5	7.80	.45	8	7.88	1.96	8	8.00	.76	24	7.04	1.30
The World Bank Group takes decisions quickly in Peru	5	6.20	2.39	38	6.34	1.53	7	6.29	2.50	14	6.07	1.59	6	6.17	2.14	8	5.88	1.46	5	5.80	1.48	3	7.33	.58	7	5.43	1.40	19	6.21	1.58
Where country systems are adequate, the World Bank Group makes appropriate use of them	5	7.20	1.48	24	7.38	1.74	5	7.80	1.64	8	6.50	2.14	5	7.00	1.58	5	6.20	1.30	6	6.00	.63	3	8.33	.58	5	7.80	1.30	19	6.58	2.14

*Significantly different between stakeholder groups

Appendix H: Peru FY 2014 Questionnaire



World Bank Group Country Survey FY14 – Peru

The World Bank Group is interested in gauging the views of clients and partners who are either involved in development in Peru or who observe activities related to social and economic development. The following survey will give the World Bank Group's team that works in Peru, greater insight into how the Bank's work is perceived. This is one tool the World Bank Group uses to assess the views of its stakeholders, and to develop more effective strategies that support development in Peru.

A local independent firm has been hired to oversee the logistics of this survey. This ensures anonymity and confidentiality. We hope you'll be candid.

Finally, the survey relates to the World Bank Group's work. The World Bank Group consists of IBRD, IDA, IFC, MIGA, and ICSID. When responding to the survey, please consider the area of the World Bank Group with which you are most familiar.

To complete the survey, please circle/check the response that most accurately reflects your opinion. If you prefer not to answer a question, please leave it blank. If you feel that you do not have an adequate amount of information on a subject, please check "Don't know".

PLEASE NOTE: IN SOME CASES THE SURVEY WILL ASK FOR A SPECIFIC NUMBER OF RESPONSES. PLEASE DO NOT CHOOSE ANY MORE THAN REQUESTED. IF MORE RESPONSES ARE CHOSEN, DATA CANNOT BE INCLUDED IN ANALYSIS.

SECTION A: GENERAL ISSUES FACING PERU

A1. In general would you say that Peru is headed in ... ?	
1	The right direction
2	The wrong direction
3	Not sure

SECTION A: GENERAL ISSUES

A2. Listed below are a number of development priorities in Peru.			
Please identify which of the following you consider the most important development priorities in Peru? (Choose no more than THREE)			
1	Social protection (e.g., pensions, targeted social assistance)	17	Education
2	Transport (e.g., roads, bridges, transportation)	18	Poverty reduction
3	Public sector governance/ reform (i.e., government effectiveness, public financial management, public expenditure, fiscal system reform)	19	Energy
4	Global/regional integration	20	Food security
5	Gender equity	21	Climate change (e.g., mitigation, adaptation)
6	Domestic private sector development	22	Agricultural development
7	Foreign direct investment	23	Trade and exports
8	Water and sanitation	24	Crime and violence
9	Anti-corruption	25	Economic growth
10	Job creation/employment	26	Law and justice (e.g., judicial system)
11	Rural development	27	Regulatory framework
12	Financial markets	28	Communicable/non-communicable diseases
13	Urban development	29	Natural resource management (e.g., oil, gas, mining)
14	Environmental sustainability	30	Disaster management
15	Equality of opportunity (i.e., equity)	31	Information and communications technology
16	Health		

SECTION A: GENERAL ISSUES

A3. Poverty reduction is a broad term that encompasses work in many different areas.			
Which THREE areas of development listed below do you believe would contribute most to reducing poverty in Peru? (Choose no more than THREE)			
1	Water and sanitation	16	Anti corruption
2	Equality of opportunity (i.e., equity)	17	Domestic private sector development
3	Economic growth	18	Foreign direct investment
4	Climate change (e.g., mitigation, adaptation)	19	Education
5	Global/regional integration	20	Energy
6	Gender equity	21	Public sector governance/ reform (i.e., government effectiveness, public financial management, public expenditure, fiscal system reform)
7	Rural development	22	Natural resource management (e.g., oil, gas, mining)
8	Urban development	23	Environmental sustainability
9	Regulatory framework	24	Disaster management
10	Social protection (e.g., pensions, targeted social assistance)	25	Health
11	Law and justice (e.g., judicial system)	26	Agricultural development
12	Transport (e.g., roads, bridges, transportation)	27	Job creation/employment
13	Crime and violence	28	Financial markets
14	Communicable/non-communicable diseases	29	Trade and exports
15	Information and communications technology	30	Food security

SECTION A: GENERAL ISSUES

A4. Economic growth can be driven by a number of factors.			
Which THREE areas below do you believe would contribute most to generating economic growth in Peru? (Choose no more than THREE)			
1	Energy	16	Communicable/non-communicable diseases
2	Gender equity	17	Trade and exports
3	Equality of opportunity (i.e., equity)	18	Public sector governance/ reform (i.e., government effectiveness, public financial management, public expenditure, fiscal system reform)
4	Social protection (e.g., pensions, targeted social assistance)	19	Domestic private sector development
5	Global/regional integration	20	Job creation/employment
6	Climate change (e.g., mitigation, adaptation)	21	Agricultural development
7	Anti corruption	22	Food security
8	Disaster management	23	Transport (e.g., roads, bridges, transportation)
9	Rural development	24	Natural resource management (e.g., oil, gas, mining)
10	Foreign direct investment	25	Environmental sustainability
11	Urban development	26	Health
12	Water and sanitation	27	Law and justice (e.g., judicial system)
13	Education	28	Crime and violence
14	Information and communications technology	29	Financial markets
15	Regulatory framework		

A5. When thinking about the idea of “shared prosperity” in your country, which of the following TWO best illustrate how this would be achieved in Peru? (Choose no more than TWO)	
1	Better employment opportunities for young people
2	Better employment opportunities for women
3	Greater access to micro-finance for the poor
4	Greater voice and participation for citizens to help ensure greater accountability
5	Greater access to health and nutrition for citizens
6	Better entrepreneurial opportunities (i.e., to start small and medium sized businesses)
7	A growing middle class
8	Better opportunity for the poor who live in rural areas
9	Better opportunity for the poor who live in urban areas
10	Consistent economic growth
11	More reliable social safety net
12	Greater equity of fiscal policy
13	Education and training that better ensure job opportunity
14	Better quality public services
15	Other (please specify): _____

SECTION B: OVERALL ATTITUDES TOWARD THE WORLD BANK GROUP

How familiar are you with the work of these organizations in Peru?											
		Not familiar at all						Extremely familiar			
B1	World Bank (WB/BM)	1	2	3	4	5	6	7	8	9	10
B2	Inter-American Development Bank (IDB/BID)	1	2	3	4	5	6	7	8	9	10
B3	Andean Development Bank (CAF)	1	2	3	4	5	6	7	8	9	10

Overall, please rate your impression of the effectiveness of these organizations in Peru.												
		Not effective at all						Extremely effective			Don't know	
B4	World Bank (WB/BM)	1	2	3	4	5	6	7	8	9	10	<input type="checkbox"/>
B5	Inter-American Development Bank (IDB/BID)	1	2	3	4	5	6	7	8	9	10	<input type="checkbox"/>
B6	Andean Development Bank (CAF)	1	2	3	4	5	6	7	8	9	10	<input type="checkbox"/>

B7. To what extent do you believe the World Bank Group's staff is well prepared (e.g., skills and knowledge) to help solve Peru's most complicated development challenges?											
1	2	3	4	5	6	7	8	9	10	<input type="checkbox"/>	
To no degree at all									To a very significant degree		Don't know

SECTION B: OVERALL ATTITUDES TOWARD THE WORLD BANK GROUP

B8. When thinking about how the World Bank Group can have the most impact on development results in Peru, in which sectoral areas do you believe the World Bank Group should focus most of its resources (financial and knowledge services) in Peru? (Choose no more than THREE)			
1	Social protection (e.g., pensions, targeted social assistance)	17	Equality of opportunity (i.e., equity)
2	Public sector governance/ reform (i.e., government effectiveness, public financial management, public expenditure, fiscal system reform)	18	Health
3	Transport (e.g., roads, bridges, transportation)	19	Education
4	Poverty reduction	20	Food security
5	Global/regional integration	21	Climate change (e.g., mitigation, adaptation)
6	Gender equity	22	Agricultural development
7	Crime and violence	23	Trade and exports
8	Domestic private sector development	24	Economic growth
9	Rural development	25	Law and justice (e.g., judicial system)
10	Foreign direct investment	26	Regulatory framework
11	Water and sanitation	27	Communicable/non-communicable diseases
12	Energy	28	Natural resource management (e.g., oil, gas, mining)
13	Job creation/employment	29	Anti corruption
14	Financial markets	30	Information and communications technology
15	Urban development	31	Disaster management
16	Environmental sustainability		

SECTION B: OVERALL ATTITUDES TOWARD THE WORLD BANK GROUP

B9. When thinking about the World Bank Group's role, which activity do you believe is of greatest VALUE and which activity is of second greatest value in Peru?			
		Greatest Value (Choose only ONE)	Second Greatest Value (Choose only ONE)
1	Convening/Facilitating	<input type="checkbox"/>	<input type="checkbox"/>
2	Data	<input type="checkbox"/>	<input type="checkbox"/>
3	Policy advice, studies, analyses	<input type="checkbox"/>	<input type="checkbox"/>
4	Financial resources	<input type="checkbox"/>	<input type="checkbox"/>
5	Capacity development, institutional strengthening	<input type="checkbox"/>	<input type="checkbox"/>
6	Technical assistance	<input type="checkbox"/>	<input type="checkbox"/>
7	Mobilizing third party financial resources	<input type="checkbox"/>	<input type="checkbox"/>
8	Donor coordination	<input type="checkbox"/>	<input type="checkbox"/>
9	Linkage to non-Bank expertise (i.e., South-South knowledge sharing)	<input type="checkbox"/>	<input type="checkbox"/>
10	Other (please specify): _____	<input type="checkbox"/>	<input type="checkbox"/>

How effectively do the World Bank Group's activities below support Peru's efforts to achieve development results?														
		Not effective at all										Very effective		Don't know
		1	2	3	4	5	6	7	8	9	10			
B10	Convening/Facilitating	1	2	3	4	5	6	7	8	9	10	<input type="checkbox"/>		
B11	Data	1	2	3	4	5	6	7	8	9	10	<input type="checkbox"/>		
B12	Policy advice, studies, analyses	1	2	3	4	5	6	7	8	9	10	<input type="checkbox"/>		
B13	Financial resources	1	2	3	4	5	6	7	8	9	10	<input type="checkbox"/>		
B14	Technical assistance	1	2	3	4	5	6	7	8	9	10	<input type="checkbox"/>		
B15	Mobilizing third party financial resources	1	2	3	4	5	6	7	8	9	10	<input type="checkbox"/>		
B16	Donor coordination	1	2	3	4	5	6	7	8	9	10	<input type="checkbox"/>		
B17	Linkage to non-Bank expertise (i.e., South-South knowledge sharing)	1	2	3	4	5	6	7	8	9	10	<input type="checkbox"/>		

The World Bank Group can provide capacity building support in a number of ways in Peru. To which degree would Peru benefit, if capacity building were to support...?														
		To no degree at all										To a very significant degree		Don't know
		1	2	3	4	5	6	7	8	9	10			
B18	Groups outside of government (e.g., civil society, media) to help them more effectively engage and participate in development efforts	1	2	3	4	5	6	7	8	9	10	<input type="checkbox"/>		
B19	The public sector , related to implementation of specific development projects on the ground	1	2	3	4	5	6	7	8	9	10	<input type="checkbox"/>		
B20	The public sector , related to changing institutions (organizations or sociopolitical conditions)	1	2	3	4	5	6	7	8	9	10	<input type="checkbox"/>		
B21	The private sector , related to institutional and policy change	1	2	3	4	5	6	7	8	9	10	<input type="checkbox"/>		

SECTION B: OVERALL ATTITUDES TOWARD THE WORLD BANK GROUP

How *effective* do you believe the World Bank Group is in terms of the capacity building work it does in each of the following areas in Peru? (If you have NO exposure to/experience in any of the areas listed below, please respond “Don’t know”)

		Not effective at all										Very effective	Don't know
		1	2	3	4	5	6	7	8	9	10		
B22	Project implementation (or other organizational strengthening)	1	2	3	4	5	6	7	8	9	10		<input type="checkbox"/>
B23	Citizen engagement (incorporating citizens' voices into development)	1	2	3	4	5	6	7	8	9	10		<input type="checkbox"/>
B24	Policy design (for clarity and better incentives to achieve development goals)	1	2	3	4	5	6	7	8	9	10		<input type="checkbox"/>

When thinking about how to improve capacity building in Peru to help ensure better development results, looking forward, how *important* is it for the World Bank Group to be involved in the following aspects of capacity building? (If you have NO exposure to/experience in any of the areas listed below, please respond “Don’t know”)

		Not important at all										Very important	Don't know
		1	2	3	4	5	6	7	8	9	10		
B25	Project implementation (or other organizational strengthening)	1	2	3	4	5	6	7	8	9	10		<input type="checkbox"/>
B26	Citizen engagement (incorporating citizens' voices into development)	1	2	3	4	5	6	7	8	9	10		<input type="checkbox"/>
B27	Policy design (for clarity and better incentives to achieve development goals)	1	2	3	4	5	6	7	8	9	10		<input type="checkbox"/>

B28. Which of the following do you identify as the World Bank Group’s greatest WEAKNESSES in its work in Peru? (Choose no more than TWO)

1	Not exploring alternative policy options
2	Not adequately sensitive to political/social realities in Peru
3	Staff too centralized in Washington D.C.
4	Not enough public disclosure of its work
5	Not enough staff capacity in country offices
6	Arrogant in its approach
7	Not aligned with country priorities
8	The credibility of its knowledge/data
9	Not enough decentralized authority
10	World Bank Group’s processes too complex
11	Not willing to honestly criticize policies and reform efforts in the country
12	Too influenced by developed countries
13	Imposing technocratic solutions without regard to political realities
14	World Bank Group’s processes too slow
15	Too bureaucratic in its operational policies and procedures
16	Not aligned with other donors’ work
17	Not collaborating enough with non-state actors
18	Not client focused
19	Other (please specify): _____
20	Don’t know

SECTION B: OVERALL ATTITUDES TOWARD THE WORLD BANK GROUP**B29. Which World Bank Group's instruments do you believe are the MOST effective in reducing poverty in Peru? (Choose no more than TWO)**

1	Capacity development, institutional strengthening
2	Policy based lending / budget support to the Government
3	Knowledge products/services (analytical work, studies, surveys, etc.)
4	Investment lending (financing specific projects)
5	Technical assistance (advice, best practice, international experience, etc.)
6	Trust Fund management
7	Other (please specify): _____
8	Don't know

To what extent do you agree with the following statements about the World Bank Group's work in Peru?

		Strongly disagree										Strongly agree	Don't know
		1	2	3	4	5	6	7	8	9	10		
B30	Overall the World Bank Group currently plays a relevant role in development in Peru	1	2	3	4	5	6	7	8	9	10		<input type="checkbox"/>
B31	The World Bank Group's work is aligned with what I consider the development priorities for Peru	1	2	3	4	5	6	7	8	9	10		<input type="checkbox"/>
B32	The World Bank Group supports Peru's efforts to reduce social exclusion	1	2	3	4	5	6	7	8	9	10		<input type="checkbox"/>
B33	The World Bank Group supports programs and strategies that are realistic for Peru	1	2	3	4	5	6	7	8	9	10		<input type="checkbox"/>
B34	The World Bank Group treats clients and stakeholders in Peru with respect	1	2	3	4	5	6	7	8	9	10		<input type="checkbox"/>
B35	The World Bank Group is an organization that does not represent a particular ideological perspective in Peru	1	2	3	4	5	6	7	8	9	10		<input type="checkbox"/>
B36	The World Bank Group is an organization that is not overly influenced by any particular country	1	2	3	4	5	6	7	8	9	10		<input type="checkbox"/>
B37	The World Bank Group respects the positions, views and demands of the government of Peru	1	2	3	4	5	6	7	8	9	10		<input type="checkbox"/>
B38	The World Bank Group listens and takes into account your views	1	2	3	4	5	6	7	8	9	10		<input type="checkbox"/>

B39. When considering the national development needs in Peru, to what extent does the combination of financial, knowledge and convening services that the World Bank Group currently provides in Peru meet the national development needs of Peru?

1	2	3	4	5	6	7	8	9	10	<input type="checkbox"/>
To no degree at all									To a very significant degree	Don't know

SECTION B: OVERALL ATTITUDES TOWARD THE WORLD BANK GROUP

To what extent is the World Bank Group an effective development partner in Peru, in terms of each of the following?													
		To no degree at all										To a very significant degree	Don't know
		1	2	3	4	5	6	7	8	9	10		
B40	Responsiveness	1	2	3	4	5	6	7	8	9	10	<input type="checkbox"/>	
B41	Flexibility (in terms of the institution's products and services)	1	2	3	4	5	6	7	8	9	10	<input type="checkbox"/>	
B42	Flexibility (in terms of changing country circumstances)	1	2	3	4	5	6	7	8	9	10	<input type="checkbox"/>	
B43	Being inclusive	1	2	3	4	5	6	7	8	9	10	<input type="checkbox"/>	
B44	Openness (sharing data and other information)	1	2	3	4	5	6	7	8	9	10	<input type="checkbox"/>	
B45	Staff accessibility	1	2	3	4	5	6	7	8	9	10	<input type="checkbox"/>	
B46	Straightforwardness and honesty	1	2	3	4	5	6	7	8	9	10	<input type="checkbox"/>	
B47	Ease of access to the people at the World Bank Group who are making decisions important to my work	1	2	3	4	5	6	7	8	9	10	<input type="checkbox"/>	
B48	Collaboration with civil society	1	2	3	4	5	6	7	8	9	10	<input type="checkbox"/>	
B49	Collaboration with the Government	1	2	3	4	5	6	7	8	9	10	<input type="checkbox"/>	
B50	Collaboration with other donors and development partners	1	2	3	4	5	6	7	8	9	10	<input type="checkbox"/>	
B51	Collaboration with the private sector	1	2	3	4	5	6	7	8	9	10	<input type="checkbox"/>	
B52	The speed in which it gets things accomplished on the ground	1	2	3	4	5	6	7	8	9	10	<input type="checkbox"/>	
B53	Being a long-term partner	1	2	3	4	5	6	7	8	9	10	<input type="checkbox"/>	

B54. To be a more effective development partner in Peru, do you believe that the World Bank Group should have... ? (Select only ONE response)

<input type="checkbox"/> More local presence	<input type="checkbox"/> The current level of local presence is adequate	<input type="checkbox"/> Less local presence	<input type="checkbox"/> Don't know
--	--	--	-------------------------------------

B55. When World Bank Group assisted reform efforts fail or are slow to take place, which of the following would you attribute this to? (Choose no more than TWO)

1	The World Bank Group does not do adequate follow through/follow-up
2	There is not an adequate level of citizen/civil society participation
3	The World Bank Group is not sensitive enough to political/social realities on the ground
4	Lack of/inadequate levels of capacity in Government
5	Poor donor coordination
6	The World Bank Group works too slowly
7	The Government works inefficiently
8	Political pressures and obstacles
9	Reforms are not well thought out in light of country challenges
10	Other (please specify): _____

SECTION C: WORLD BANK GROUP'S EFFECTIVENESS AND RESULTS

C1. In your opinion, how IMPORTANT is it for the World Bank Group to be involved in the following areas of development in Peru?													
		Not important at all										Very important	Don't know
		1	2	3	4	5	6	7	8	9	10		
1	Anti corruption	1	2	3	4	5	6	7	8	9	10	<input type="checkbox"/>	
2	Information and communications technology	1	2	3	4	5	6	7	8	9	10	<input type="checkbox"/>	
3	Transport (e.g., roads, bridges, transportation)	1	2	3	4	5	6	7	8	9	10	<input type="checkbox"/>	
4	Crime and violence	1	2	3	4	5	6	7	8	9	10	<input type="checkbox"/>	
5	Law and justice (e.g., judicial system)	1	2	3	4	5	6	7	8	9	10	<input type="checkbox"/>	
6	Urban development	1	2	3	4	5	6	7	8	9	10	<input type="checkbox"/>	
7	Environmental sustainability	1	2	3	4	5	6	7	8	9	10	<input type="checkbox"/>	
8	Regulatory framework	1	2	3	4	5	6	7	8	9	10	<input type="checkbox"/>	
9	Communicable/non-communicable diseases	1	2	3	4	5	6	7	8	9	10	<input type="checkbox"/>	
10	Poverty reduction	1	2	3	4	5	6	7	8	9	10	<input type="checkbox"/>	
11	Gender equity	1	2	3	4	5	6	7	8	9	10	<input type="checkbox"/>	
12	Domestic private sector development	1	2	3	4	5	6	7	8	9	10	<input type="checkbox"/>	
13	Foreign direct investment	1	2	3	4	5	6	7	8	9	10	<input type="checkbox"/>	
14	Water and sanitation	1	2	3	4	5	6	7	8	9	10	<input type="checkbox"/>	
15	Trade and exports	1	2	3	4	5	6	7	8	9	10	<input type="checkbox"/>	
16	Economic growth	1	2	3	4	5	6	7	8	9	10	<input type="checkbox"/>	
17	Energy	1	2	3	4	5	6	7	8	9	10	<input type="checkbox"/>	
18	Disaster management	1	2	3	4	5	6	7	8	9	10	<input type="checkbox"/>	
19	Public sector governance/ reform (i.e., government effectiveness, public financial management, public expenditure, fiscal system reform)	1	2	3	4	5	6	7	8	9	10	<input type="checkbox"/>	
20	Job creation/employment	1	2	3	4	5	6	7	8	9	10	<input type="checkbox"/>	
21	Financial markets	1	2	3	4	5	6	7	8	9	10	<input type="checkbox"/>	
22	Equality of opportunity (i.e., equity)	1	2	3	4	5	6	7	8	9	10	<input type="checkbox"/>	
23	Health	1	2	3	4	5	6	7	8	9	10	<input type="checkbox"/>	
24	Rural development	1	2	3	4	5	6	7	8	9	10	<input type="checkbox"/>	
25	Global/regional integration	1	2	3	4	5	6	7	8	9	10	<input type="checkbox"/>	
26	Food security	1	2	3	4	5	6	7	8	9	10	<input type="checkbox"/>	
27	Education	1	2	3	4	5	6	7	8	9	10	<input type="checkbox"/>	
28	Social protection (e.g., pensions, targeted social assistance)	1	2	3	4	5	6	7	8	9	10	<input type="checkbox"/>	
29	Climate change (e.g., mitigation, adaptation)	1	2	3	4	5	6	7	8	9	10	<input type="checkbox"/>	
30	Agricultural development	1	2	3	4	5	6	7	8	9	10	<input type="checkbox"/>	
31	Natural resource management (e.g., oil, gas, mining)	1	2	3	4	5	6	7	8	9	10	<input type="checkbox"/>	

SECTION C: WORLD BANK GROUP'S EFFECTIVENESS AND RESULTS

C2. How EFFECTIVE do you believe the World Bank Group is in terms of the work it does in the following areas of development in Peru? (If you have NO exposure to/experience in working in any of the sectors listed below, please respond "Don't know")

		Not effective at all										Very effective	Don't know
		1	2	3	4	5	6	7	8	9	10		
1	Anti corruption	1	2	3	4	5	6	7	8	9	10	<input type="checkbox"/>	
2	Information and communications technology	1	2	3	4	5	6	7	8	9	10	<input type="checkbox"/>	
3	Transport (e.g., roads, bridges, transportation)	1	2	3	4	5	6	7	8	9	10	<input type="checkbox"/>	
4	Crime and violence	1	2	3	4	5	6	7	8	9	10	<input type="checkbox"/>	
5	Law and justice (e.g., judicial system)	1	2	3	4	5	6	7	8	9	10	<input type="checkbox"/>	
6	Urban development	1	2	3	4	5	6	7	8	9	10	<input type="checkbox"/>	
7	Environmental sustainability	1	2	3	4	5	6	7	8	9	10	<input type="checkbox"/>	
8	Regulatory framework	1	2	3	4	5	6	7	8	9	10	<input type="checkbox"/>	
9	Communicable/non-communicable diseases	1	2	3	4	5	6	7	8	9	10	<input type="checkbox"/>	
10	Poverty reduction	1	2	3	4	5	6	7	8	9	10	<input type="checkbox"/>	
11	Gender equity	1	2	3	4	5	6	7	8	9	10	<input type="checkbox"/>	
12	Domestic private sector development	1	2	3	4	5	6	7	8	9	10	<input type="checkbox"/>	
13	Foreign direct investment	1	2	3	4	5	6	7	8	9	10	<input type="checkbox"/>	
14	Water and sanitation	1	2	3	4	5	6	7	8	9	10	<input type="checkbox"/>	
15	Trade and exports	1	2	3	4	5	6	7	8	9	10	<input type="checkbox"/>	
16	Economic growth	1	2	3	4	5	6	7	8	9	10	<input type="checkbox"/>	
17	Energy	1	2	3	4	5	6	7	8	9	10	<input type="checkbox"/>	
18	Disaster management	1	2	3	4	5	6	7	8	9	10	<input type="checkbox"/>	
19	Public sector governance/ reform (i.e., government effectiveness, public financial management, public expenditure, fiscal system reform)	1	2	3	4	5	6	7	8	9	10	<input type="checkbox"/>	
20	Job creation/employment	1	2	3	4	5	6	7	8	9	10	<input type="checkbox"/>	
21	Financial markets	1	2	3	4	5	6	7	8	9	10	<input type="checkbox"/>	
22	Equality of opportunity (i.e., equity)	1	2	3	4	5	6	7	8	9	10	<input type="checkbox"/>	
23	Health	1	2	3	4	5	6	7	8	9	10	<input type="checkbox"/>	
24	Rural development	1	2	3	4	5	6	7	8	9	10	<input type="checkbox"/>	
25	Global/regional integration	1	2	3	4	5	6	7	8	9	10	<input type="checkbox"/>	
26	Food security	1	2	3	4	5	6	7	8	9	10	<input type="checkbox"/>	
27	Education	1	2	3	4	5	6	7	8	9	10	<input type="checkbox"/>	
28	Social protection (e.g., pensions, targeted social assistance)	1	2	3	4	5	6	7	8	9	10	<input type="checkbox"/>	
29	Climate change (e.g., mitigation, adaptation)	1	2	3	4	5	6	7	8	9	10	<input type="checkbox"/>	
30	Agricultural development	1	2	3	4	5	6	7	8	9	10	<input type="checkbox"/>	
31	Natural resource management (e.g., oil, gas, mining)	1	2	3	4	5	6	7	8	9	10	<input type="checkbox"/>	

SECTION C: WORLD BANK GROUP'S EFFECTIVENESS AND RESULTS

C3. Where are the World Bank Group's decisions made primarily that support the program in Peru? (Select only ONE response)

1	At the Headquarters (in Washington D.C.)
2	In the country
3	Don't know

C4. To what extent does the World Bank Group's work help to achieve development results in Peru?

1	2	3	4	5	6	7	8	9	10	<input type="checkbox"/>
To no degree at all									To a very significant degree	Don't know

To what extent do you agree with the following statements about the World Bank Group in Peru?

		Strongly disagree										Strongly agree	Don't know
C5	The World Bank Group's financial instruments (i.e., investment lending, Development Policy Loan, Trust Funds, Program 4 Result, etc.) meet the needs of Peru	1	2	3	4	5	6	7	8	9	10	<input type="checkbox"/>	
C6	The World Bank Group meets Peru's needs for knowledge services (e.g., research, analysis, data, technical assistance)	1	2	3	4	5	6	7	8	9	10	<input type="checkbox"/>	

C7. To what extent do you believe the World Bank Group measures and corrects its work in real time in Peru?

1	2	3	4	5	6	7	8	9	10	<input type="checkbox"/>
To no degree at all									To a very significant degree	Don't know

PLEASE NOTE: IN SOME CASES THE SURVEY WILL ASK FOR A SPECIFIC NUMBER OF RESPONSES. PLEASE DO NOT CHOOSE ANY MORE THAN REQUESTED. IF MORE RESPONSES ARE CHOSEN, DATA CANNOT BE INCLUDED IN ANALYSIS.

SECTION D: THE WORLD BANK GROUP'S KNOWLEDGE WORK AND ACTIVITIES (i.e., ANALYSIS, STUDIES, RESEARCH, DATA, REPORTS, CONFERENCES)

D1. How frequently do you consult World Bank Group's knowledge work and activities in the work you do?	
1	Weekly
2	Monthly
3	A few times a year
4	Rarely
5	Never

In Peru, to what extent do you believe that the World Bank Group’s knowledge work and activities:													
		To no degree at all										To a very significant degree	Don't know
D2	Are timely	1	2	3	4	5	6	7	8	9	10	<input type="checkbox"/>	
D3	Are relevant to Peru’s development priorities	1	2	3	4	5	6	7	8	9	10	<input type="checkbox"/>	
D4	Lead to practical solutions	1	2	3	4	5	6	7	8	9	10	<input type="checkbox"/>	
D5	Are accessible (well written and easy to understand)	1	2	3	4	5	6	7	8	9	10	<input type="checkbox"/>	
D6	Enhance your knowledge and/or skills	1	2	3	4	5	6	7	8	9	10	<input type="checkbox"/>	
D7	Are translated enough into local language	1	2	3	4	5	6	7	8	9	10	<input type="checkbox"/>	
D8	Are adapted to Peru’s specific development challenges and country circumstances	1	2	3	4	5	6	7	8	9	10	<input type="checkbox"/>	

D9. Overall, how significant a contribution do you believe the World Bank Group's knowledge work and activities make to development results in your country?												
1	2	3	4	5	6	7	8	9	10			<input type="checkbox"/>
Not significant at all									Very significant		Don't know	

D10. Overall, how would you rate the technical quality of the World Bank Group's knowledge work and activities?												
1	2	3	4	5	6	7	8	9	10			<input type="checkbox"/>
Very low technical quality									Very high technical quality		Don't know	

SECTION D: THE WORLD BANK GROUP'S KNOWLEDGE WORK AND ACTIVITIES (I.E., ANALYSIS, STUDIES, RESEARCH, DATA, REPORTS, CONFERENCES)

D11. Have you read/consulted any World Bank Group Reports: [Economic Mobility and the Rise of the Latin American Middle Class, Latin America And The Caribbean As Tailwinds Recede: In Search Of Higher Growth, Peru On The Threshold Of A New Era, Diagnostic Review Of Consumer Protection And Financial Literacy, World Development Report 2014: Managing Risk For Development, Lesson From The Hand Washing Initiative In Peru, Impact Evaluation, Economic Impact Of The Ica Earthquake On Water And Sanitation Services, Sanitation Market At The Bottom Of The Pyramid, Doing Business, and Is The Field Leveled For Peruvian Children?]

1	Yes
2	No

D12. To what extent do you believe any Report raised substantive new information and insight that you were not aware of prior to reading?

1	2	3	4	5	6	7	8	9	10	<input type="checkbox"/>
To no degree at all									To a very significant degree	Don't know

D13. To what extent do you believe any Report provided you with useful information in terms of the work you do?

1	2	3	4	5	6	7	8	9	10	<input type="checkbox"/>
To no degree at all									To a very significant degree	Don't know

D14. Which of the following reports do you think are the most useful in terms of the work you do? (Choose no more than TWO)

1	Economic Mobility And The Rise Of The Latin American Middle Class (La Movilidad Económica y el Crecimiento de la Clase Media en América Latina)
2	Latin America And The Caribbean As Tailwinds Recede: In Search Of Higher Growth (América Latina y El Caribe sin Vientos a Favor)
3	Peru On The Threshold Of A New Era (Perú en el Umbral de una Nueva Era)
4	Diagnostic Review Of Consumer Protection And Financial Literacy (Protección al Consumidor y la Alfabetización Financiera)
5	World Development Report 2014: Managing Risk For Development (Informe de Desarrollo Mundial 2014: Riesgo y Oportunidad –la Administración del Riesgo como Instrumento de Desarrollo)
6	Lesson From The Hand Washing Initiative In Peru, Impact Evaluation (Evaluación de Impacto de la Iniciativa de Lavado de Manos en el Perú)
7	Economic Impact Of The Ica Earthquake On Water And Sanitation Services (Impacto Económico del Terremoto de Ica sobre Servicios de Agua y Saneamiento)
8	Sanitation Market At The Bottom Of The Pyramid (Mercado de Saneamiento en la Base de la Pirámide)
9	Doing Business (Facilidad para hacer Negocios o Doing Business)
10	Is The Field Leveled For Peruvian Children? (¿Está el Piso Parejo para los Niños del Perú?)
11	Other (please specify _____)

SECTION E: WORKING WITH THE WORLD BANK GROUP

To what extent does each of the following aspects of the World Bank Group's technical assistance/advisory work contribute to solving Peru's development challenges?												
		To no degree at all										To a very significant degree
		1	2	3	4	5	6	7	8	9	10	Don't know
E1	Conceptualization (understanding and framing the problem)											<input type="checkbox"/>
E2	Design (appraising and planning the solutions)											<input type="checkbox"/>
E3	Implementation (Executing, carrying out, monitoring, and making appropriate adjustments)											<input type="checkbox"/>
E4	Evaluation (assessing the impact and results)											<input type="checkbox"/>

To what extent do you agree/disagree with the following statements?												
		Strongly disagree										Strongly agree
		1	2	3	4	5	6	7	8	9	10	Don't know
E5	The World Bank Group disburses funds promptly											<input type="checkbox"/>
E6	The World Bank Group effectively monitors and evaluates the projects and programs it supports											<input type="checkbox"/>
E7	The World Bank Group's approvals and reviews are done in a timely fashion											<input type="checkbox"/>
E8	The World Bank Group's "Safeguard Policy" requirements are reasonable											<input type="checkbox"/>
E9	The World Bank Group's conditions on its lending are reasonable											<input type="checkbox"/>
E10	The World Bank Group takes decisions quickly in Peru											<input type="checkbox"/>
E11	Working with the World Bank Group increases Peru's institutional capacity											<input type="checkbox"/>
E12	The World Bank Group ensures consistency and continuity through staff changes											<input type="checkbox"/>
E13	Where country systems (e.g., procurement, financial management, etc.) are adequate, the World Bank Group makes appropriate use of them											<input type="checkbox"/>
E14	The World Bank Group provides effective implementation support (i.e., supervision of projects)											<input type="checkbox"/>

E15. Which of the following best describes the way the World Bank Group operates in Peru? (Select only one response)	
1	The World Bank Group takes too much risk in Peru
2	The World Bank Group does not take enough risk in Peru
3	The World Bank Group's approach to risk is appropriate
4	Don't know
5	Prefer not to answer

SECTION F: RECENT TRENDS AND THE FUTURE ROLE OF THE WORLD BANK GROUP IN PERU

F1. In the last three years, to what extent do you believe that the World Bank Group has moved in the right direction in terms of the focus of its work in Peru?

1	2	3	4	5	6	7	8	9	10	<input type="checkbox"/>
To no degree at all									To a very significant degree	Don't know

F2. How significant a role do you believe that international development cooperation (e.g., range of donors and partners) SHOULD play in Peru's development in the near future?

1	2	3	4	5	6	7	8	9	10	<input type="checkbox"/>
Not a significant role at all									Very significant role	Don't know

F3. Which of the following SHOULD the World Bank Group do to make itself of greater value in Peru? (Choose no more than TWO)

1	Provide more adequate data/knowledge/statistics/figures on Peru's economy
2	Collaborate more effectively with Government clients (e.g., national, state, local)
3	Become more decentralized
4	Offer more innovative financial products
5	Improve the competitiveness of its financing compared to markets (e.g., cost, timeliness, other terms)
6	Do large infrastructure projects
7	Reach out more to groups outside of Government
8	Improve the quality of its experts as related to Peru's specific challenges
9	Streamline the time required for environmental and procurement reviews, especially for high income and middle income countries (i.e. no more than four months)
10	Offer more innovative knowledge services
11	Ensure greater selectivity in its work
12	Increase the level of capacity development in the country, especially at subnational level
13	Reduce the complexity of obtaining World Bank Group financing
14	Increase availability of Fee-Based services
15	Work faster
16	Other (please specify): _____

F4. When considering the combination of services that the World Bank Group offers in Peru, and taking into account its limited level of resources, which ONE of the following do you believe the World Bank Group should offer more of in Peru? (Select only ONE response)

1	Financial services
2	Knowledge products
3	Convening services
4	None of the above
5	The combination is appropriate for Peru
6	Don't know

SECTION G: COMMUNICATION AND INFORMATION SHARING**G1. How do you get most of your information about economic and social development issues in Peru? (Choose no more than TWO)**

1	Local newspapers
2	International newspapers
3	Local radio
4	International radio
5	Local television
6	International television
7	Periodicals
8	Internet
9	Social media (e.g., Facebook, Twitter, Youtube, Flickr)
10	Blogs
11	Mobile phones
12	Instant messaging
13	Other (please specify): _____

G2. How would you prefer to receive information from the World Bank Group? (Choose no more than TWO)

1	Blogs
2	Direct contact with World Bank Group (i.e., face to face meetings/discussions)
3	e-Newsletters
4	Instant messaging
5	World Bank Group's seminars/workshops/conferences
6	World Bank Group's publications and other written materials
7	Mobile phones
8	Social media (e.g., Facebook, Twitter, Youtube, Flickr)
9	World Bank Group's website
10	Other (please specify): _____

G3	Are you aware of the World Bank Group's Access to Information Policy under which the Bank will now disclose any information in its possession that is not on a list of exceptions?	Yes	No
G4	Do you use/have you used the World Bank Group website?	Yes	No

SECTION G: COMMUNICATION AND INFORMATION SHARING

Please rate how much you agree with the following statements.													
		Strongly disagree										Strongly agree	Don't know
		1	2	3	4	5	6	7	8	9	10		
G5	When I need information from the World Bank Group I know how to find it (e.g., whom to call, where to reach them, etc.)												<input type="checkbox"/>
G6	The World Bank Group's social media channels (e.g., Facebook, Twitter, Youtube, Flickr) are valuable sources of information about the institution												<input type="checkbox"/>
G7	The World Bank Group is responsive to my information requests and inquiries												<input type="checkbox"/>

PLEASE NOTE: IN SOME CASES THE SURVEY WILL ASK FOR A SPECIFIC NUMBER OF RESPONSES. PLEASE DO NOT CHOOSE ANY MORE THAN REQUESTED. IF MORE RESPONSES ARE CHOSEN, DATA CANNOT BE INCLUDED IN ANALYSIS.

SECTION H: BACKGROUND INFORMATION

H1. Which of the following best describes your current position? (Select only ONE response)	
1	Office of the President, Prime Minister
2	Office of Minister
3	Office of Parliamentarian
4	Employee of a Ministry, Ministerial Department or Implementation Agency
5	Consultant/Contractor working on World Bank Group supported Project/Program
6	Project Management Unit (PMU) overseeing implementation of project
7	Local Government Office or Staff
8	Bilateral Agency
9	Multilateral Agency
10	Private Sector Organization
11	Private Foundation
12	Financial Sector/Private Bank
13	NGO
14	Community Based Organization
15	Media (Press, Radio, TV, Web, etc.)
16	Independent Government Institution (i.e., Regulatory Agency, Central Bank/oversight institution)
17	Trade Union
18	Faith-Based Group
19	Academia/Research Institute/Think Tank
20	Judiciary Branch
21	Other (please specify): _____

H2. Please identify the primary specialization of your work. (Select only ONE response)			
1	Agriculture/ rural development / food security	11	Natural resource management / environmental sustainability
2	Climate change / disaster management	12	Private sector development / foreign direct investment
3	Education	13	Public sector governance / public financial management / anti corruption
4	Energy	14	Social protection
5	Financial markets / banking	15	Transport
6	Gender equity / equality of opportunity	16	Urban development
7	Health / communicable/non-communicable diseases	17	Water and sanitation
8	Information and communications technology	18	Generalist
9	Job creation/employment	19	Other (please specify): _____
10	Law and justice / regulatory framework		

SECTION H: BACKGROUND INFORMATION

H3. Currently, do you professionally collaborate/work with the World Bank Group in your country?	
1	Yes
2	No

H4. Which of the following agencies of the World Bank Group do you work with in Peru? (Select all that apply)	
1	The World Bank (IBRD/IDA)
2	The International Finance Corporation (IFC)
3	The Multilateral Investment Guarantee Agency (MIGA)
4	None

H5. Do your projects involve both the World Bank and IFC? (If YES please go to Question H6; If NO please go to H7)	
1	Yes
2	No

H6. If yes, what was your view on the two institutions working together in Peru? (Select only ONE response)	
1	Working well together
2	Collaborating but needs improvement
3	In conflict
4	Other
5	Don't know

H7. Which of the following describes most of your exposure to the World Bank Group in Peru? (Choose no more than TWO)	
1	Observer (i.e., follow in media, discuss in informal conversations, etc.)
2	Use World Bank Group reports/data
3	Engage in World Bank Group related/sponsored events/activities
4	Collaborate as part of my professional duties
5	Use World Bank Group website for information, data, research, etc.

H8. Which best represents your geographic location?	
1	Metropolitan Lima Area
2	Outside of Metropolitan Lima Area

Thank you for completing the survey!