

FY 2016 Paraguay Country Opinion Survey Report

THE WORLD BANK GROUP

Public Opinion Research Group



June 2016



Acknowledgements

The Paraguay Country Opinion Survey is part of the Country Opinion Survey Program series of the World Bank Group. This report was prepared by the Public Opinion Research Group (PORG) team led by Sharon Felzer (Senior Communications Officer, Head of PORG), Svetlana Markova, Jing Guo, Jessica Cameron, and Calita Woods. Dania Mendoza provided data support. The report was prepared under the overall guidance and supervision of Sumir Lal (Director, ECRGP). PORG acknowledges the significant contribution from the Paraguay country team and the local fielding agency Debroca. In particular, PORG is grateful for the support from Ruth Gonzalez Llamas, who coordinated the survey related activities from Asuncion, Paraguay.



Country Opinion Surveys
THE WORLD BANK GROUP



Table of Contents

I. Objectives	3
II. Methodology.....	3
III. Demographics of the Sample.....	4
IV. General Issues Facing Paraguay.....	9
V. Overall Attitudes toward the World Bank Group.....	14
VI. Sectoral Effectiveness.....	22
VII. How the World Bank Group Operates	26
VIII. World Bank Group's Knowledge and Instruments	32
IX. The Future Role of the World Bank Group in Paraguay	36
X. Communication and Outreach	40
XI. Appendices.....	44





I. Objectives

This survey was designed to assist the World Bank Group (WBG) in gaining a better understanding of how stakeholders in Paraguay perceive the WBG. The survey explored:

- *General Issues Facing Paraguay*
- *Overall Attitudes toward the World Bank Group*
- *World Bank Group's Effectiveness and Results*
- *The World Bank Group's Knowledge Work and Activities*
- *Working with the World Bank Group*
- *The Future Role of the World Bank Group in Paraguay*
- *Communication and Information Sharing*
- *Background Information*

II. Methodology

From January to March 2016, 302 stakeholders of the WBG in Paraguay were invited to provide their opinions on the WBG's work in the country by participating in a country opinion survey. Participants were drawn from the Office of the President/Prime Minister; office of a minister; office of a parliamentarian; ministries/ministerial departments/implementation agencies; Project Management Units (PMUs) overseeing implementation of WBG projects; consultants/contractors working on WBG-supported projects/programs; local governments; bilateral/multilateral agencies; private sector organizations; private foundations; the financial sector/private banks; NGOs/community based organizations; the media; independent government institutions; trade unions; faith-based groups; youth groups; academia/research institutes/think tanks; the judiciary branch; and other organizations. A total of 184 stakeholders participated in the survey (61% response rate).

Some respondents received and returned the questionnaires via courier, email, or completed the survey with the presence of a representative of the independent fielding agency; other respondents received and completed the questionnaire online. Respondents were asked about: general issues facing Paraguay; their overall attitudes toward the WBG; the WBG's effectiveness and results; the WBG's knowledge work and activities; working with the WBG; the WBG's future role in Paraguay; and the WBG's communication and information sharing.

Every country that engages in the Country Opinion Survey must include specific indicator questions that will be aggregated for the World Bank Group's annual Corporate Scorecard. These questions are identified throughout the survey report.

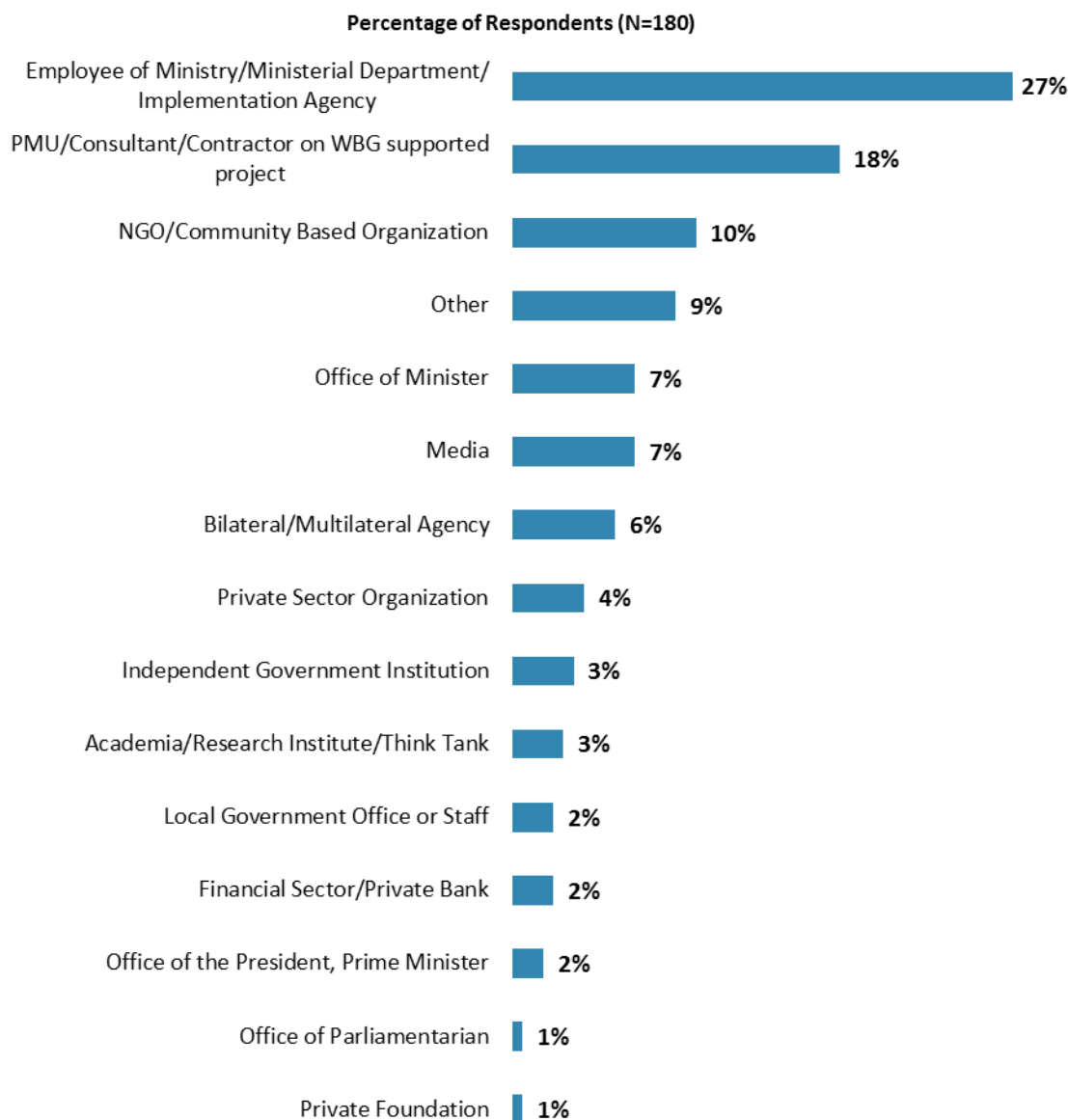
The results in this year's Country Survey were compared to those in the Country Survey conducted in FY'13 (response rate is 58%, N=152). Data were weighted to reach the same stakeholder composition in two years, which allows for year comparisons. Stakeholder groups which were not present in both fiscal years were not included in the comparison. Respondents who belonged to the "other" stakeholder category were not included either. As a result, means of the FY'16 data and the total number of respondents in both years are slightly different from those of the original data reported in appendices A, B, C, and E. For the weighted stakeholder breakdown and year comparison results, please see appendix D (page 93).



III. Demographics of the Sample

Current Position

- For further analyses, respondents from the Office of the President/Prime Minister were combined with respondents from the office of a minister; respondents from the financial sector/private banks were combined with those from private sector organizations; and respondents from NGOs, community based organizations, and private foundations were combined in the “CSO” category. Few respondents from the office of a parliamentarian, independent government institutions, local governments, and academia/research institutes/think tanks were included in the “Other” category. Note that there were no respondents from trade unions, faith-based groups, youth groups, or the judiciary branch.

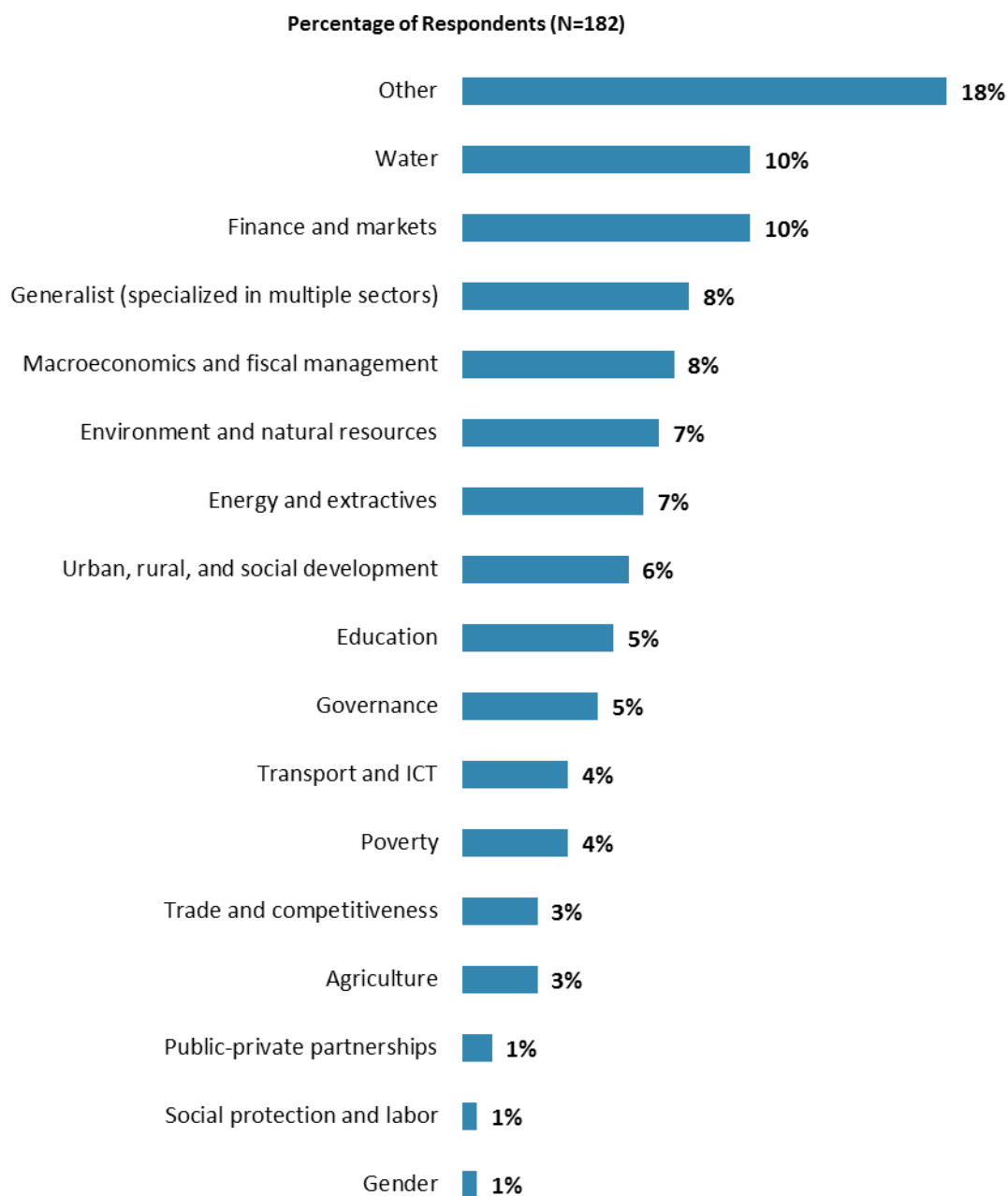


“Which of the following best describes your current position?” (Respondents chose from a list.)



III. Demographics of the Sample (continued)

Area of Primary Specialization



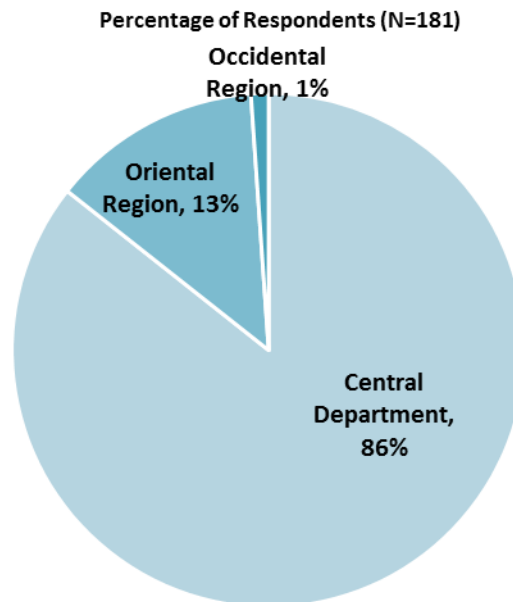
"Please identify the primary specialization of your work." (Respondents chose from a list.)



III. Demographics of the Sample (continued)

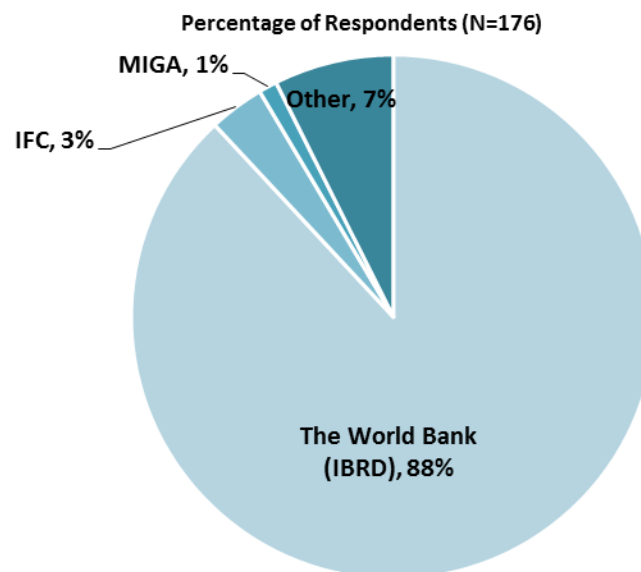
Geographic Locations

- **Note:** Because of the small number of respondents from Oriental Region and Occidental Region, analyses comparing geographic locations would not be statistically reliable and, therefore, were not conducted.



"Which best represents your geographic location?" (Respondents chose from a list.)

Exposure to Agencies within the World Bank Group



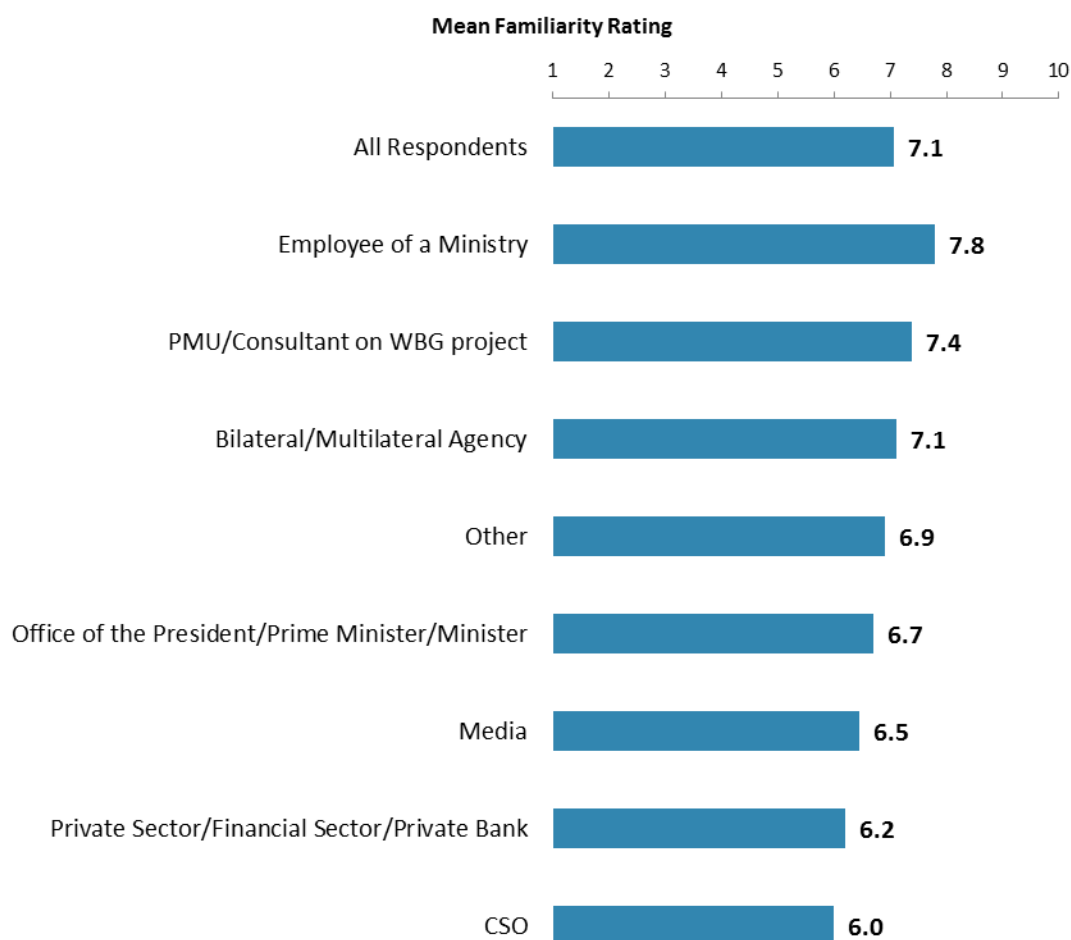
"Which of the following agencies of the World Bank Group do you primarily engage with in Paraguay?" (Respondents chose from a list.)



III. Demographics of the Sample (continued)

Familiarity with the World Bank Group

- **Year comparison:** Respondents in this year's Country Survey indicated significantly higher levels of familiarity with the WBG compared to respondents from the FY'13 Country Survey (weighted mean in FY'16 = 7.0; weighted mean in FY'13 = 6.3)¹.
- Respondents' levels of familiarity with the WBG were significantly, strongly correlated with their ratings of the WBG's overall effectiveness in Paraguay, and significantly, moderately correlated with the extent to which the WBG plays a relevant role in development in Paraguay, and the extent to which the WBG contributes to the country's development results.



"How familiar are you with the work of the World Bank Group in Paraguay?"
(1 - "Not familiar at all", 10 - "Extremely familiar")

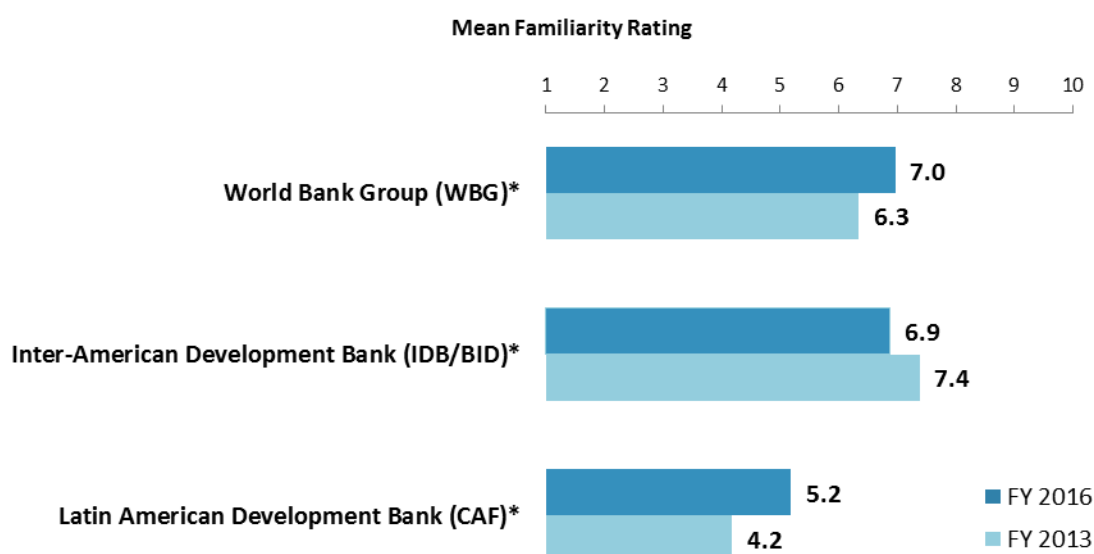
¹ Please refer to Appendix D (page 93) for more details on weighting. Means in the chart were calculated based on un-weighted data.



III. Demographics of the Sample (continued)

Familiarity with the World Bank Group and Other Development Banks

- **Year comparison:** Respondents in this year's Country Survey indicated significantly higher levels of familiarity with the WBG and the Latin American Development Bank, and significantly lower levels of familiarity with the Inter-American Development Bank than respondents in the FY'13 Country Survey².
- In this year's Country Survey, stakeholders in Paraguay were significantly more familiar with the WBG than with the Latin American Development Bank. Their levels of familiarity with the WBG and the Inter-American Development Bank were statistically similar.



"How familiar are you with the work of these organizations in Paraguay?"
(1 - "Not familiar at all", 10 - "Extremely familiar")
(*Significantly different between FY 2016 and FY 2013)

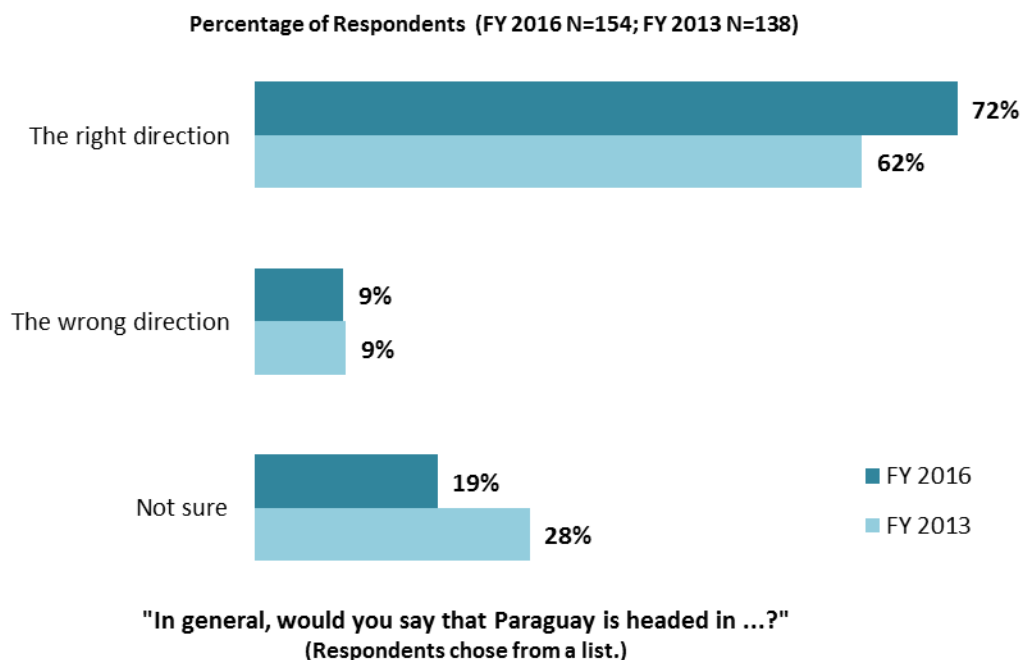
² Please refer to Appendix D (page 93) for more details on weighting. Means in the chart were calculated based on weighted data.



IV. General Issues Facing Paraguay

Headed in the Right Direction³

- **Stakeholder groups:** In this year's Country Survey, most respondents across stakeholder groups indicated that Paraguay is headed in the right direction except respondents from CSOs who were significantly less positive about the prospect of Paraguay.



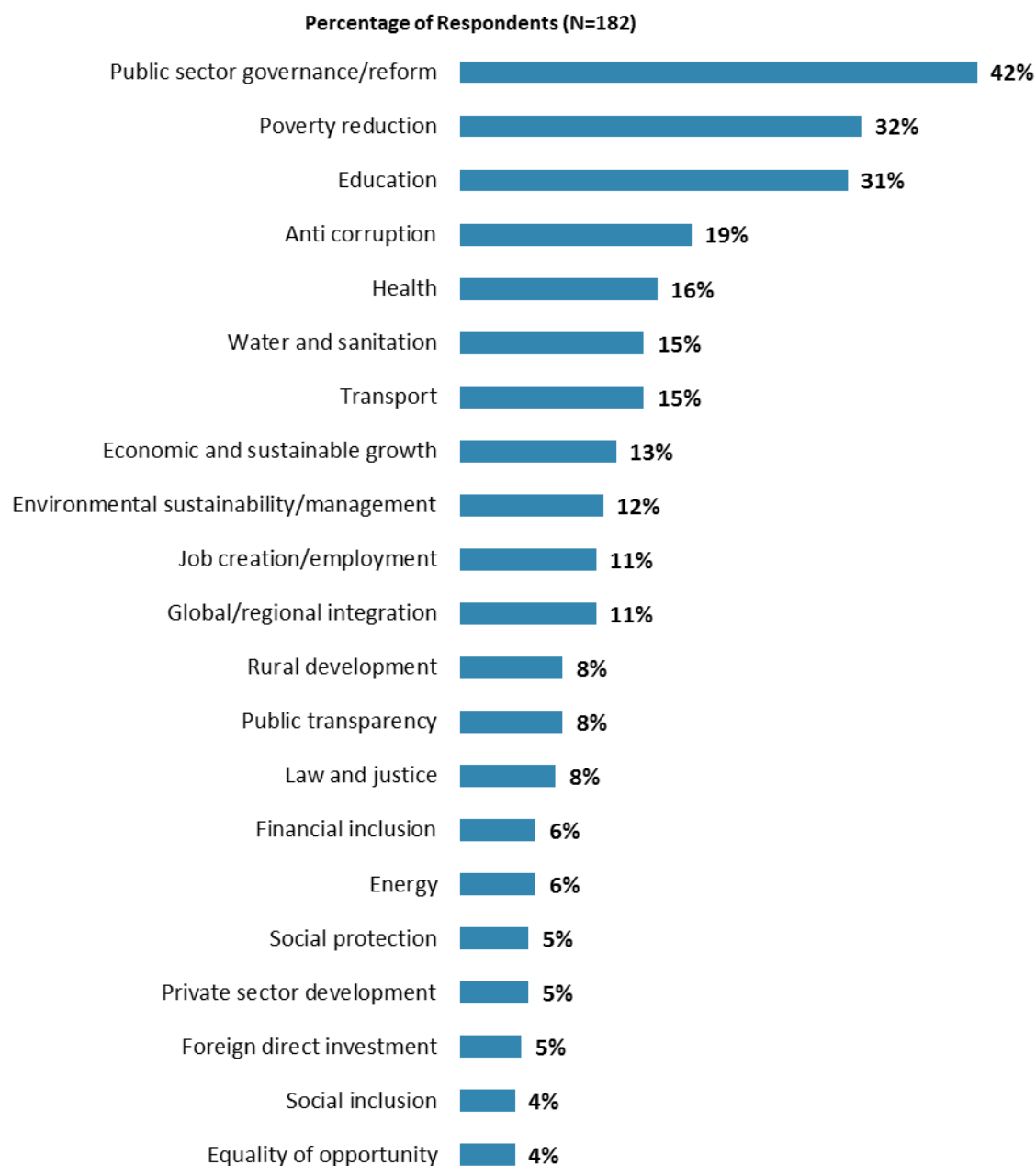
³ Percentages presented in the chart were calculated based on weighted data from the FY 2016 and FY 2013 Country Surveys. Please refer to Appendix D for more details on weighting.



IV. General Issues Facing Paraguay (continued)

Development Priority

- **Year comparison:** Respondents in the previous FY'13 Country Survey indicated that the most important development priorities in Paraguay were “*education*” (71%), “*health*” (38%), and “*poverty reduction*” (28%).



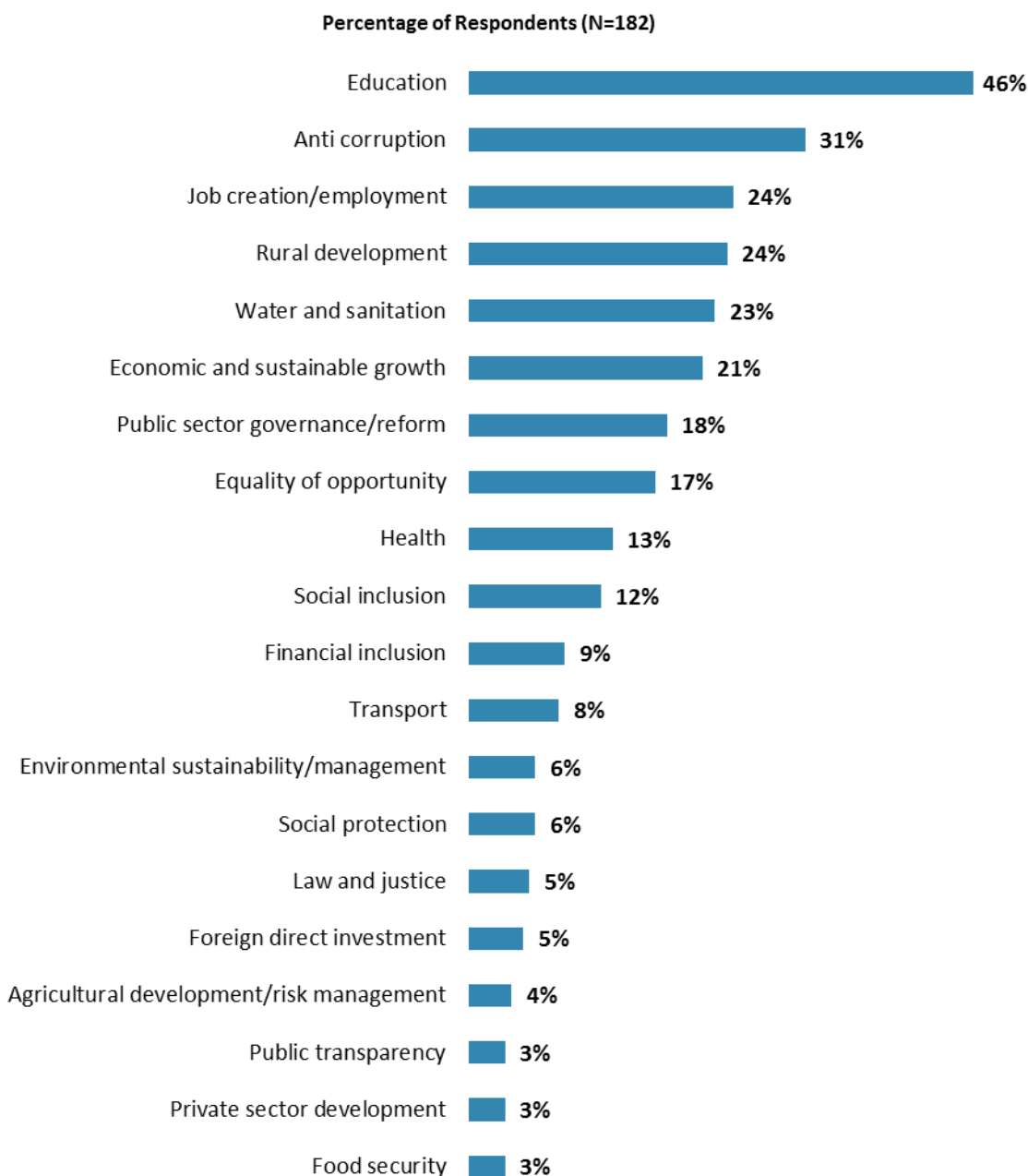
"Listed below are a number of development priorities in Paraguay. Please identify which of the following you consider the most important development priorities in Paraguay. (Choose no more than THREE)"
(Respondents chose from a list. Responses combined. Top 21 of 36 response options shown.)



IV. General Issues Facing Paraguay (continued)

What Would Contribute Most to Reducing Poverty

- **Year comparison:** In the previous FY'13 Country Survey, respondents indicated that the greatest contributors to poverty reduction in Paraguay were “*education*” (79%), “*job creation/employment*” (43%), and “*health*” (34%).



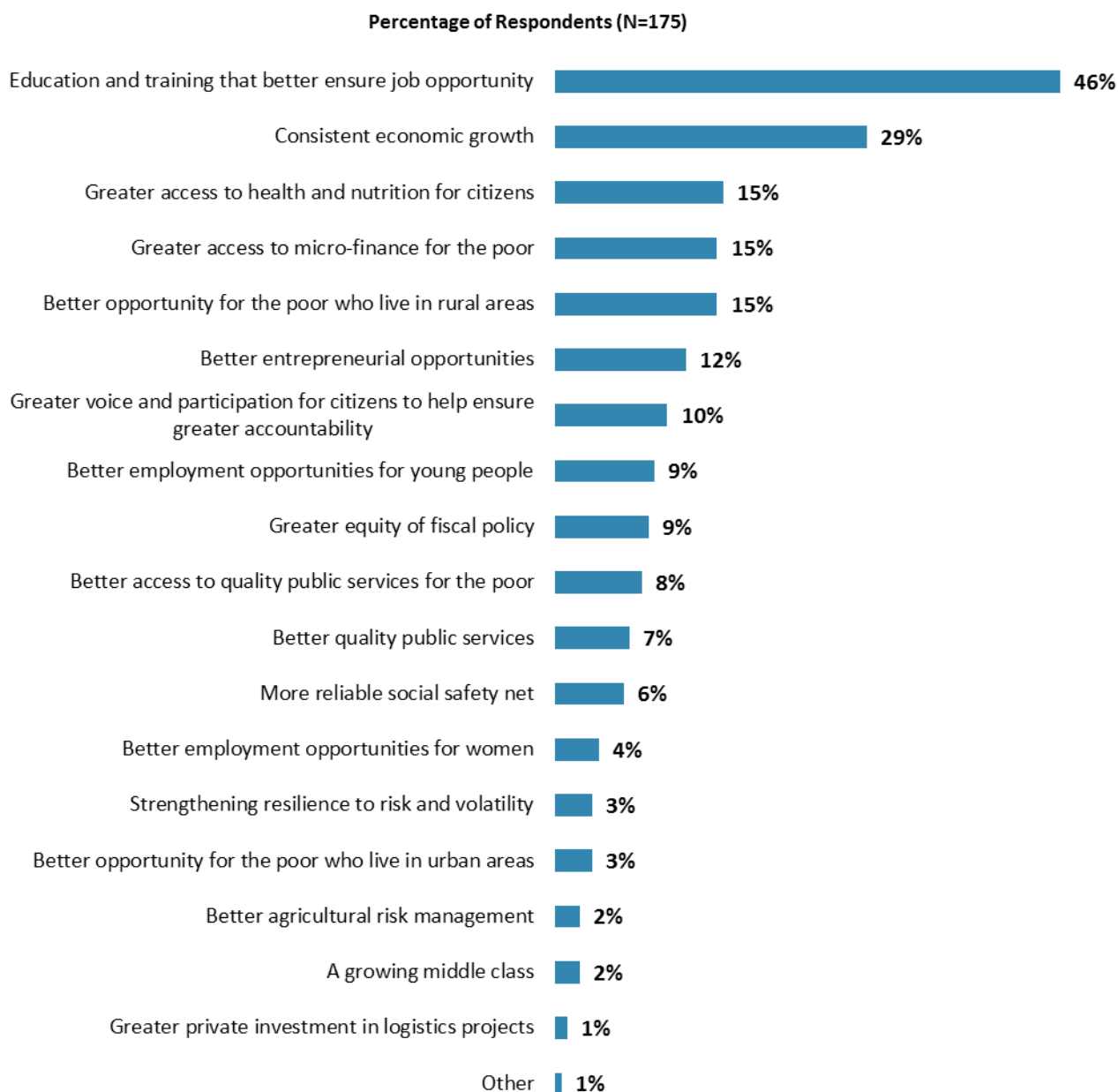
"The WBG has committed itself to two goals: ending extreme poverty by 2030 and boosting shared prosperity. Poverty reduction is a broad term that encompasses work in many different areas. Which THREE areas of development listed below do you believe would contribute most to reducing poverty in Paraguay?" (Respondents chose from a list. Responses combined. Top 20 of 35 response options shown.)



IV. General Issues Facing Paraguay (continued)

Factors Contributing to “Shared Prosperity”

- **Year comparison:** In the previous FY’13 Country Survey, respondents indicated that the greatest contributor to shared prosperity in Paraguay was “*education and training that better ensure job opportunity*” (40%).



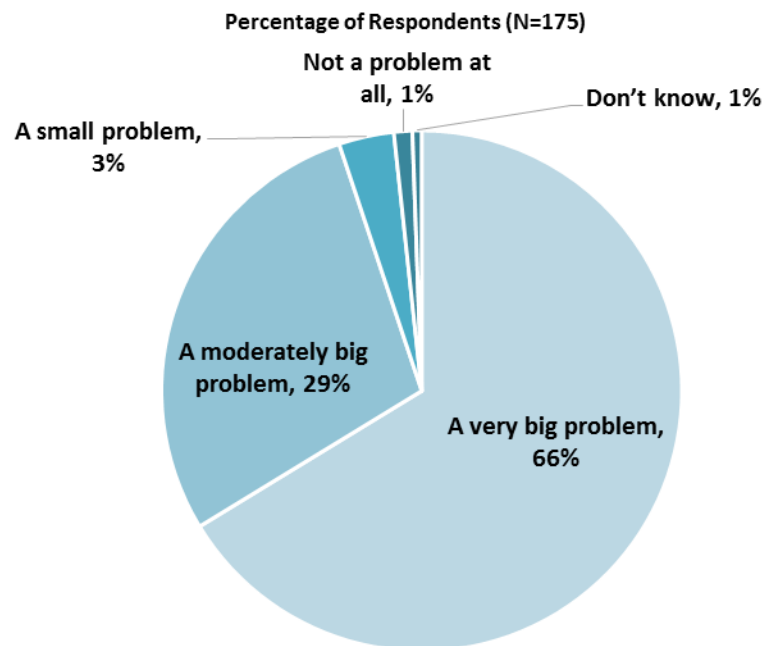
"The WBG's "Shared Prosperity" goal captures two key elements, economic growth and equity. It will seek to foster income growth among the bottom 40 percent of a country's population. Improvement in the Shared Prosperity Indicator requires growth and well-being of the less well-off.

When thinking about the idea of "shared prosperity" in your country, which of the following TWO best illustrate how this would be achieved in Paraguay? (Choose no more than TWO)"
(Respondents chose from a list. Responses combined.)



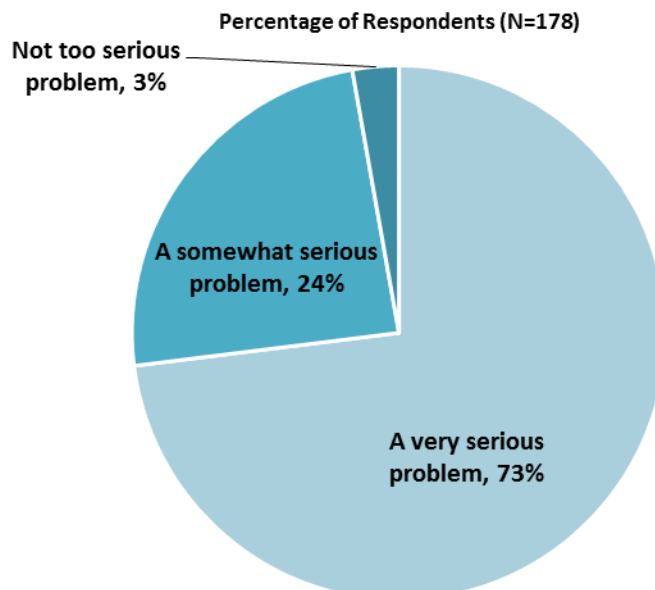
IV. General Issues Facing Paraguay (continued)

Gap between the Rich and the Poor



"Do you think the gap between the rich and the poor is a very big problem, a moderately big problem, a small problem or not a problem at all in Paraguay?" (Respondents chose from a list.)

Global Climate Change



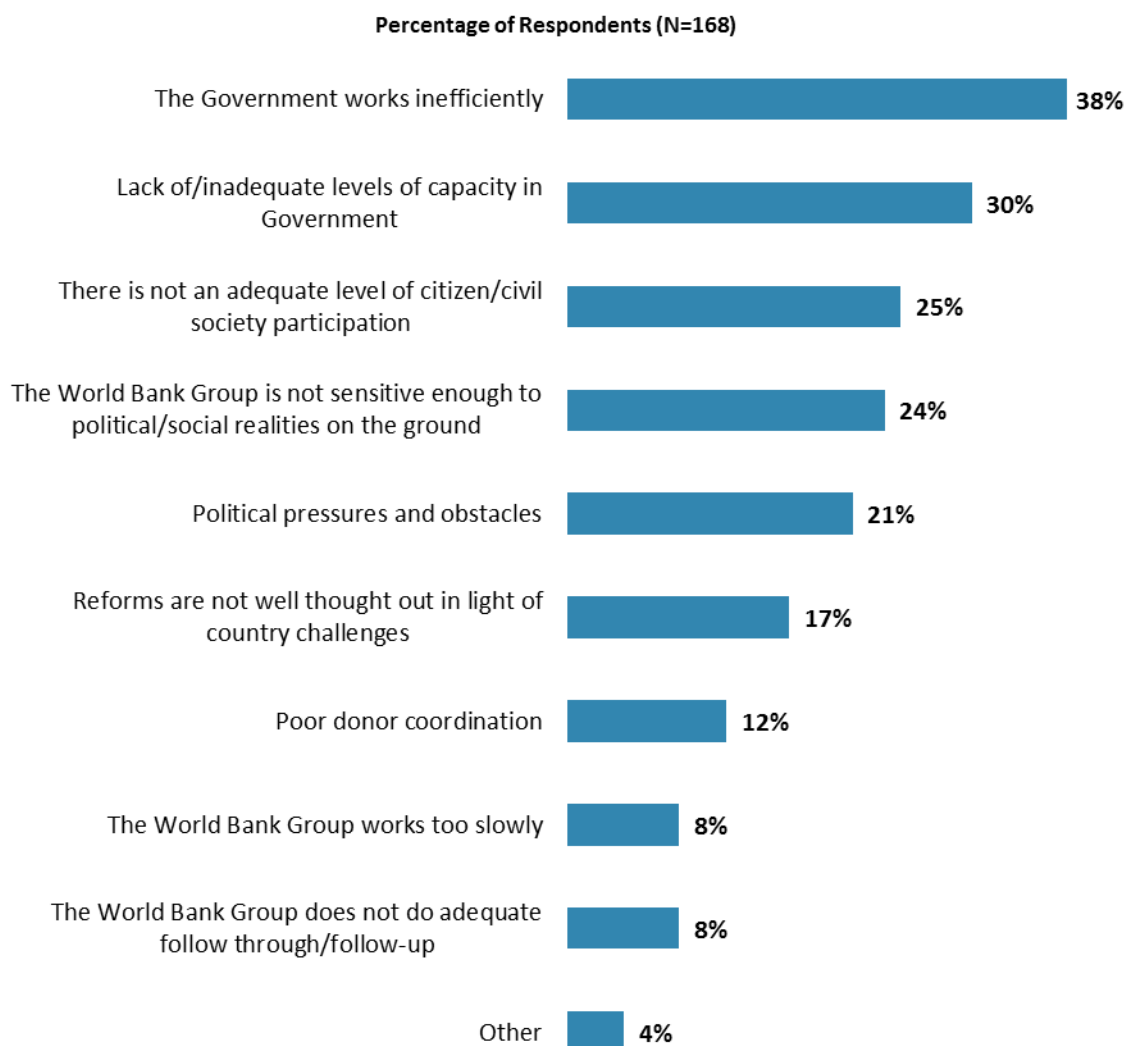
"In your view, is global climate change a very serious problem, somewhat serious, not too serious, or not a problem?" (Respondents chose from a list.) (Note: no respondents chose "not a problem" and "don't know")



V. Overall Attitudes toward the World Bank Group

Attributing Failed/Slow Reform Efforts

- **Stakeholder groups:** Respondents from bilateral/multilateral agencies and the media were significantly more likely to attribute failed or slow WBG assisted reform efforts to “*the Government working inefficiently*” compared to respondents from other stakeholder groups.



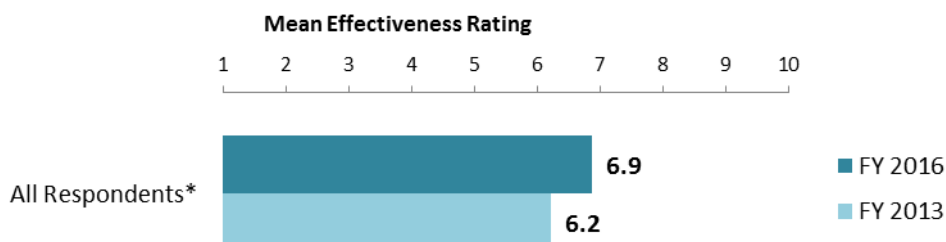
"When World Bank Group assisted reform efforts fail or are slow to take place, which of the following would you attribute this to? (Choose no more than TWO)"
(Respondents chose from a list. Responses combined.)



V. Overall Attitudes toward the World Bank Group (continued)

As noted in the "Methodology" section, the indicator questions referred to throughout the survey report are questions that are asked in every country that engages in the Country Opinion Survey. These will be aggregated for the World Bank Group's annual Corporate Scorecard.

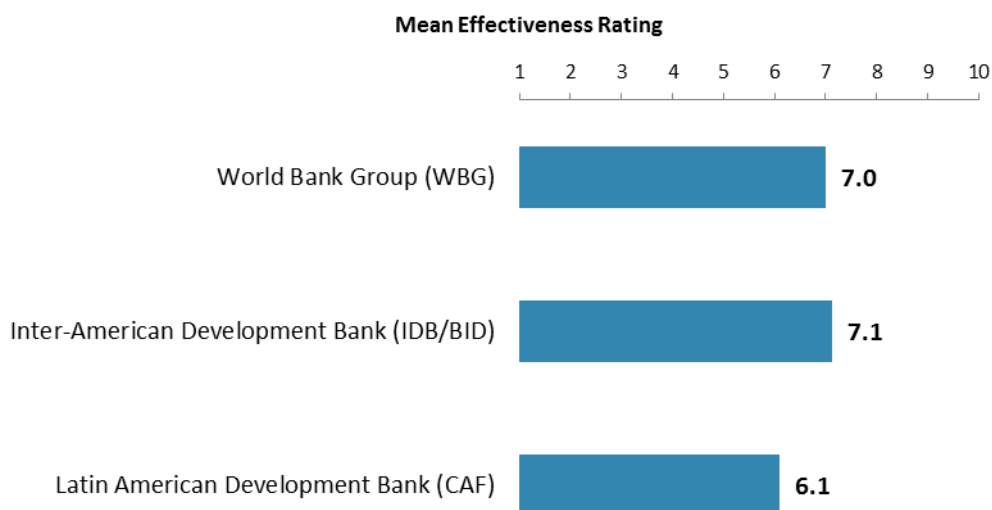
The World Bank Group's Overall Effectiveness⁴ (Indicator Question)



"Overall, please rate your impression of the World Bank Group's effectiveness in Paraguay."
(1 - "Not effective at all", 10 - "Very effective")
(*Significantly different between FY 2016 and FY 2013)

Effectiveness of the World Bank Group and Other Development Banks⁵

- Stakeholders gave significantly higher ratings for the WBG's effectiveness than the effectiveness of the Latin American Development Bank.



"Overall, please rate your impression of the effectiveness of these organizations in Paraguay."
(1 - "Not effective at all", 10 - "Very effective")

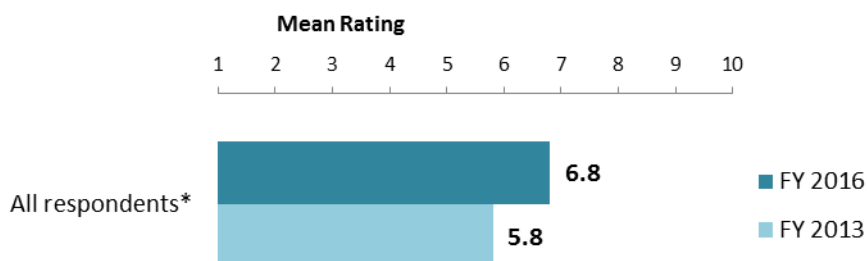
⁴ Means presented in the chart were calculated based on weighted data from FY'16 and FY'13.

⁵ Means in the chart were calculated based on un-weighted data.



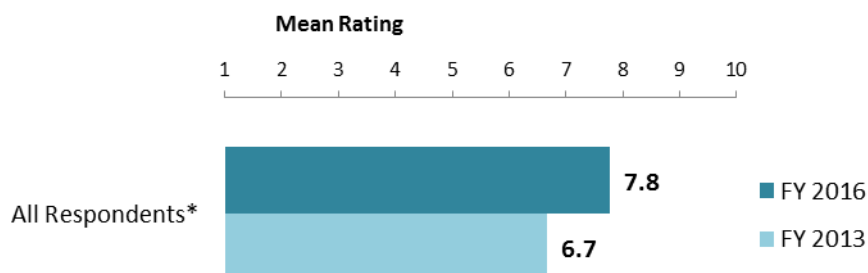
V. Overall Attitudes toward the World Bank Group (continued)

Achieving Development Results⁶ (*Indicator Question*)



"To what extent does the World Bank Group's work help to achieve development results in Paraguay?" (1-"To no degree at all", 10-"To a very significant degree")
(*Significantly different between FY 2016 and FY 2013)

WBG Staff Preparedness



"To what extent do you believe the World Bank Group's staff is well prepared (e.g., skills and knowledge) to help Paraguay solve its most complicated development challenges?"
(1-"To no degree at all", 10-"To a very significant degree")
(*Significantly different between FY 2016 and FY 2013)

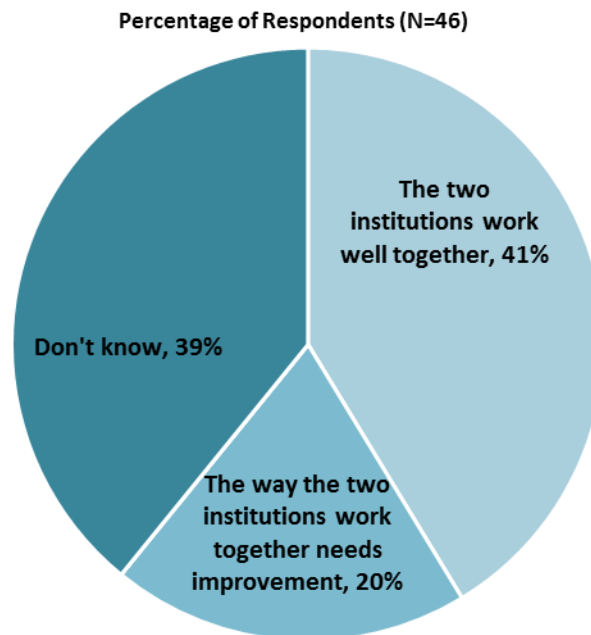
⁶ Means presented in the charts on this page were calculated based on weighted data from FY'16 and FY'13.



V. Overall Attitudes toward the World Bank Group (continued)

The World Bank and the IFC Working Together

- Only those stakeholders who responded “Yes” to the question “*Do your projects involve both the World Bank and the IFC?*” provided their views on the working relationship between the World Bank and the IFC.



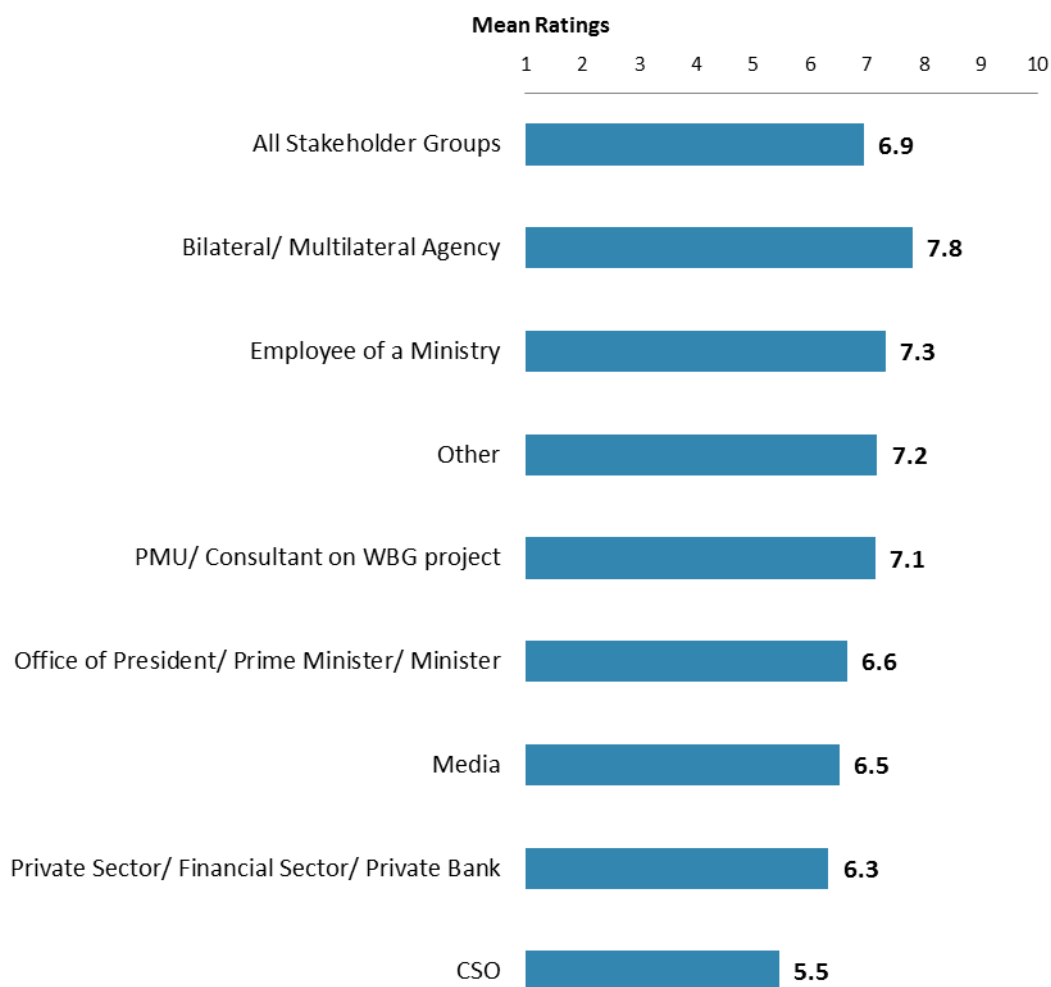
“If your projects involved both the World Bank and the IFC, what was your view on the two institutions working together in Paraguay?” (Respondents chose from a list.)
(Note: no respondents chose “the two institutions do not work well together”)



V. Overall Attitudes toward the World Bank Group (continued)

Overall Ratings for Indicator Questions by Stakeholder Groups

- **Stakeholder groups:** Respondents from bilateral/multilateral agencies had the highest mean ratings for the aggregated responses to the twenty six COS indicator questions, whereas respondents from CSOs had significantly lower mean ratings. Responses for individual indicator questions by stakeholder groups can be found in Appendix B (see page 64).
- **Collaboration:** Respondents who collaborate with the WBG had significantly higher mean ratings for the aggregated responses to the twenty six COS indicator questions (mean rating = 7.2) compared to respondents who do not collaborate with the WBG (mean rating = 6.7). Responses for individual indicator questions by exposure to the WBG can be found in Appendix E (see page 97).



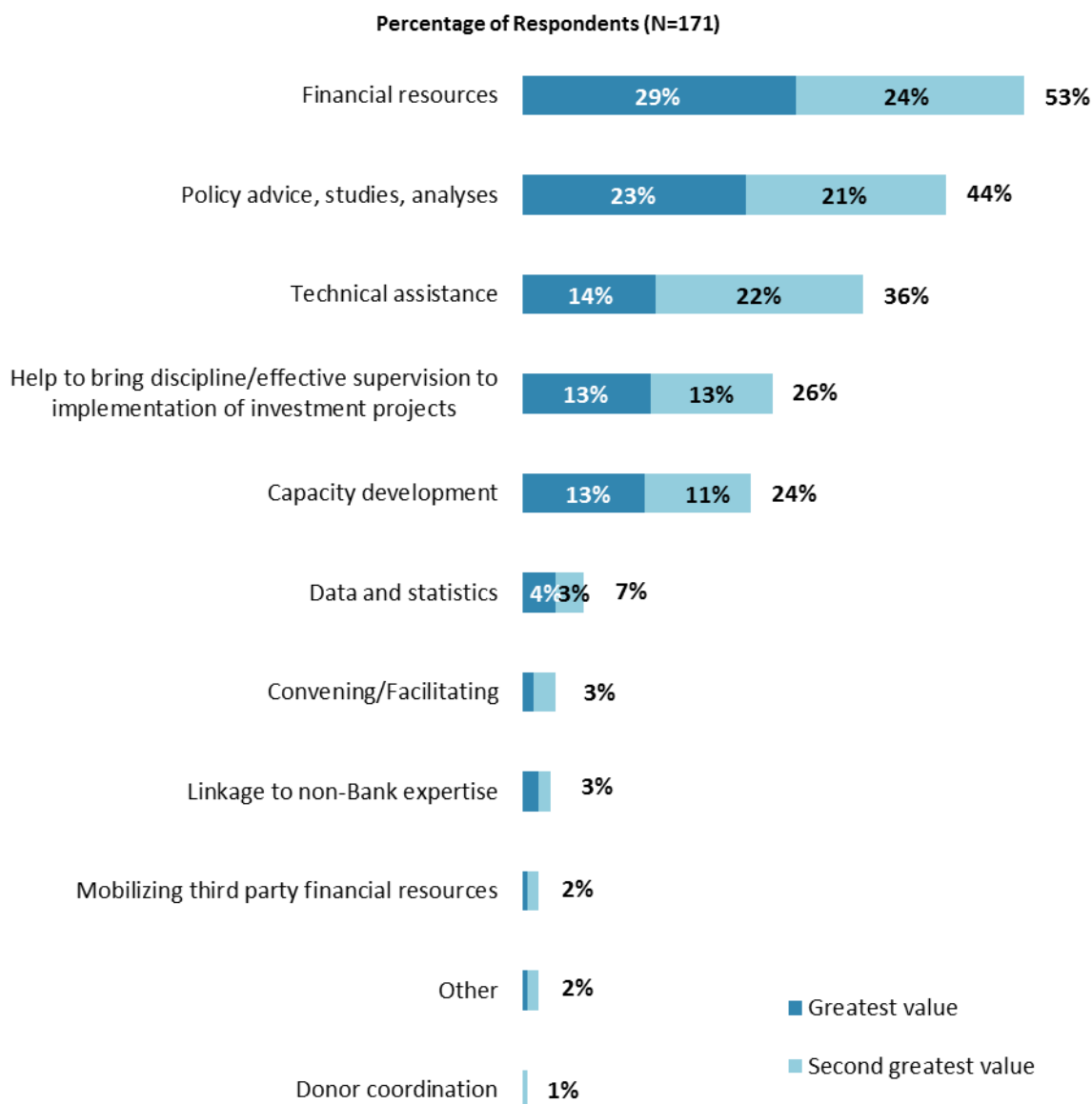
Mean Ratings for All Indicator Questions by Stakeholder Groups on a Scale from 1 to 10



V. Overall Attitudes toward the World Bank Group (continued)

Greatest Values

- **Year comparison:** Respondents in the previous FY'13 Country Survey indicated that the World Bank's greatest value to Paraguay was its "*financial resources: investment lending*" (49%).

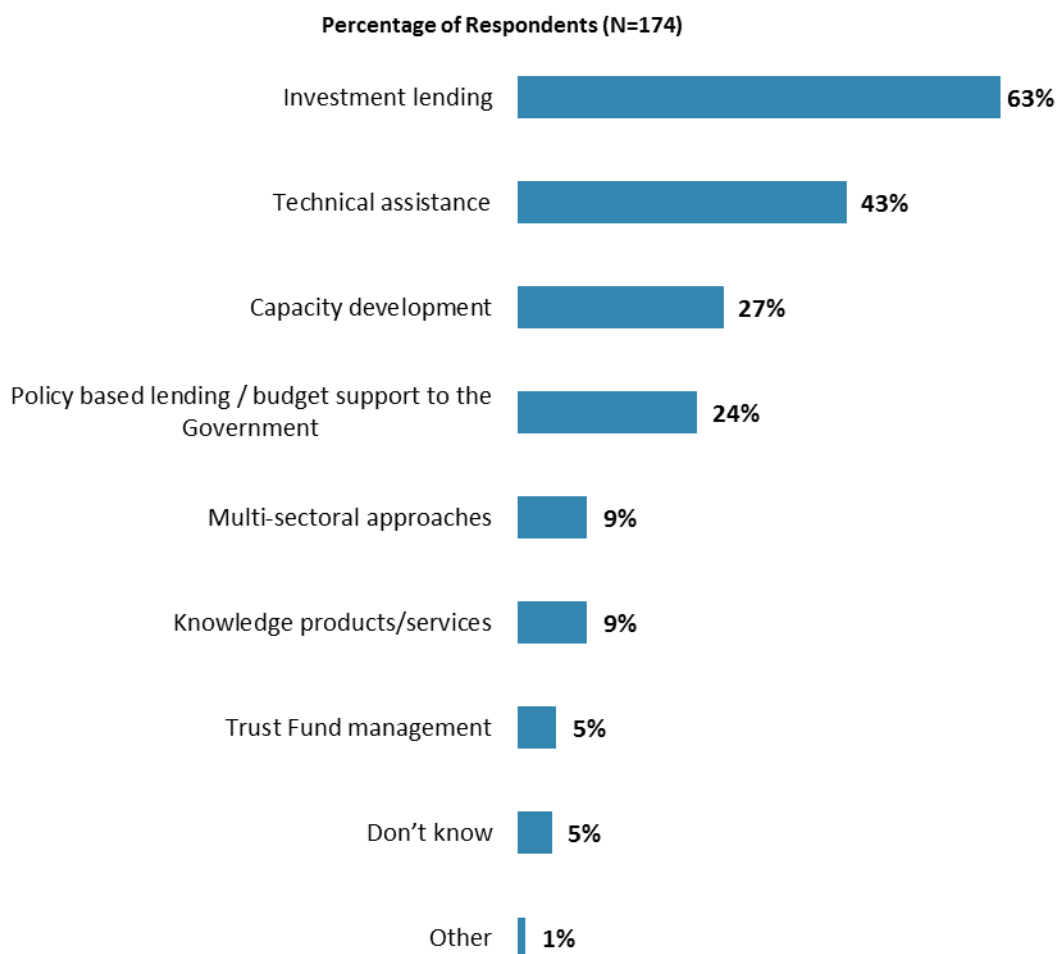


"When thinking about the World Bank Group's role, which activity do you believe is of greatest VALUE and which activity is of second greatest value in Paraguay?"
(Respondents chose from a list.)



V. Overall Attitudes toward the World Bank Group (continued)

Most Effective Instruments in Reducing Poverty



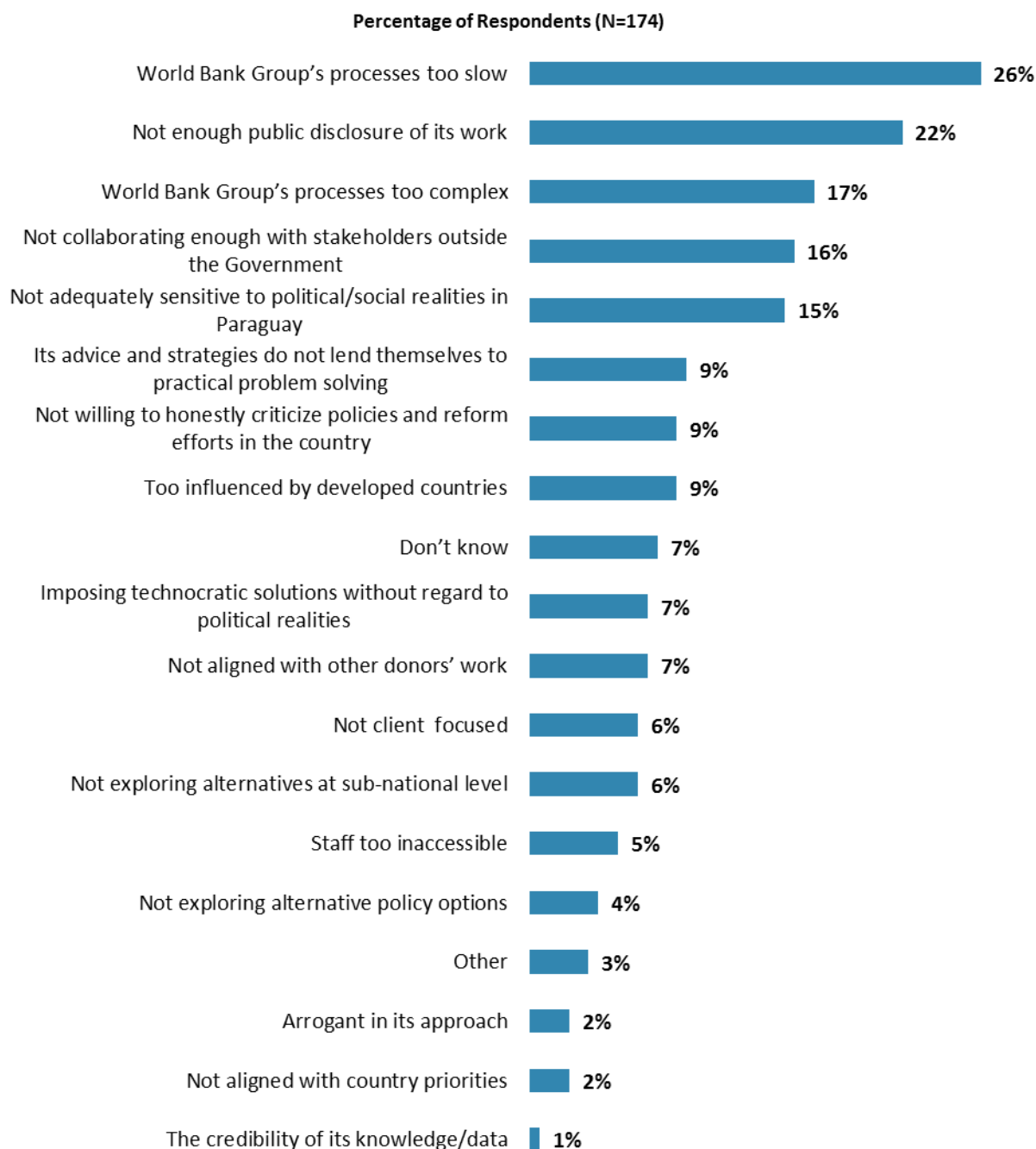
“Which World Bank Group’s instruments do you believe are the MOST effective in reducing poverty in Paraguay? (Choose no more than TWO)”
(Respondents chose from a list. Responses combined.)



V. Overall Attitudes toward the World Bank Group (continued)

Greatest Weakness

- **Year comparison:** Respondents in the previous FY'13 Country Survey indicated that the World Bank's greatest weakness in its work in Paraguay was "*not enough public disclosure of its work*" (40%).

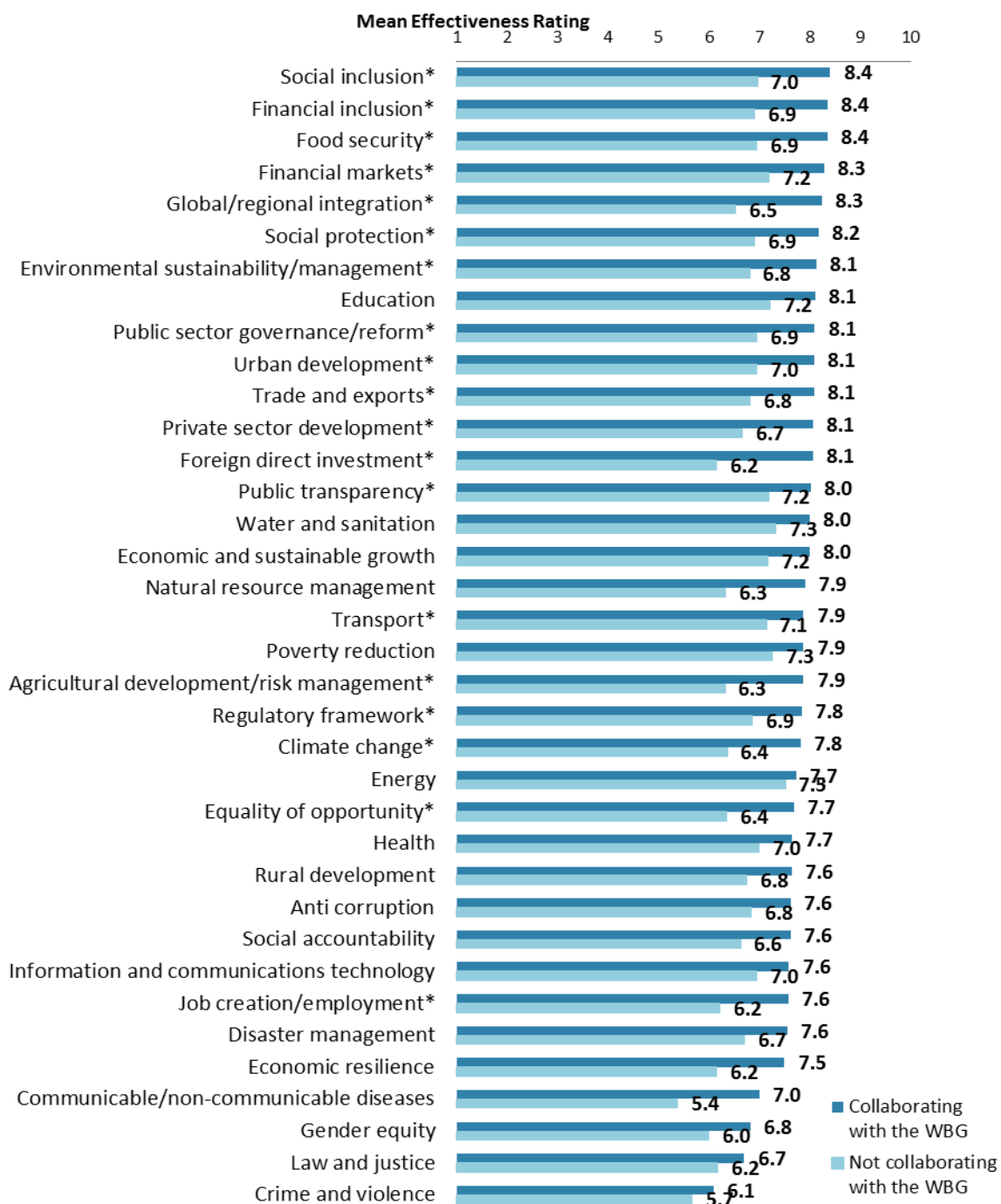


"Which of the following do you identify as the World Bank Group's greatest WEAKNESSES in its work in Paraguay? (Choose no more than TWO)" (Respondents chose from a list. Responses combined.)



VI. Sectoral Effectiveness

Effectiveness of WBG's Support in Sectoral Areas: Collaboration⁷



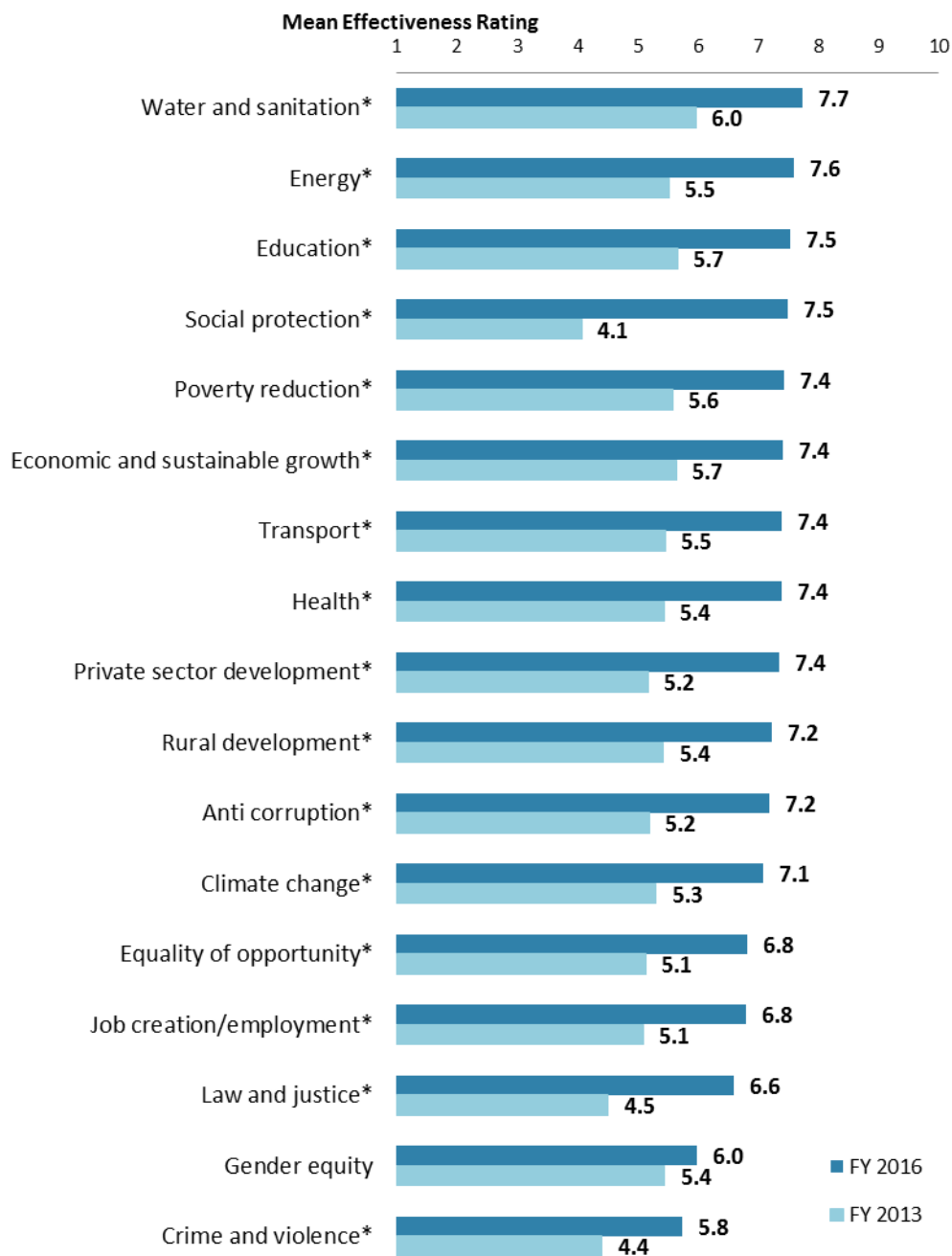
"How EFFECTIVE do you believe the World Bank Group is in terms of the work it does in the following areas of development in Paraguay?" (1-"Not effective at all", 10-"Very effective")
(*Significantly different between collaborators and non-collaborators with the WBG)

⁷ Note in the Appendix on the sectoral effectiveness (Appendix A, page 57) that primarily informed stakeholders responded to this question. Respondents were given the option of "don't know" if they did not have exposure to the WBG's work in certain development areas.



VI. Sectoral Effectiveness (continued)

Effectiveness of WBG's Support in Sectoral Areas: Year Comparison⁸



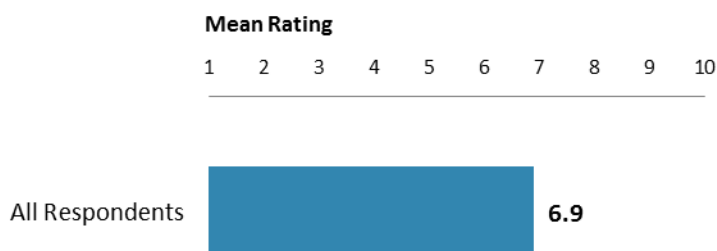
"How EFFECTIVE do you believe the World Bank Group is in terms of the work it does in the following areas of development in Paraguay?" (1-"Not effective at all", 10-"Very effective")
(*Significantly different between FY 2016 and FY 2013)

⁸ Means presented in this chart were calculated based on weighted data.



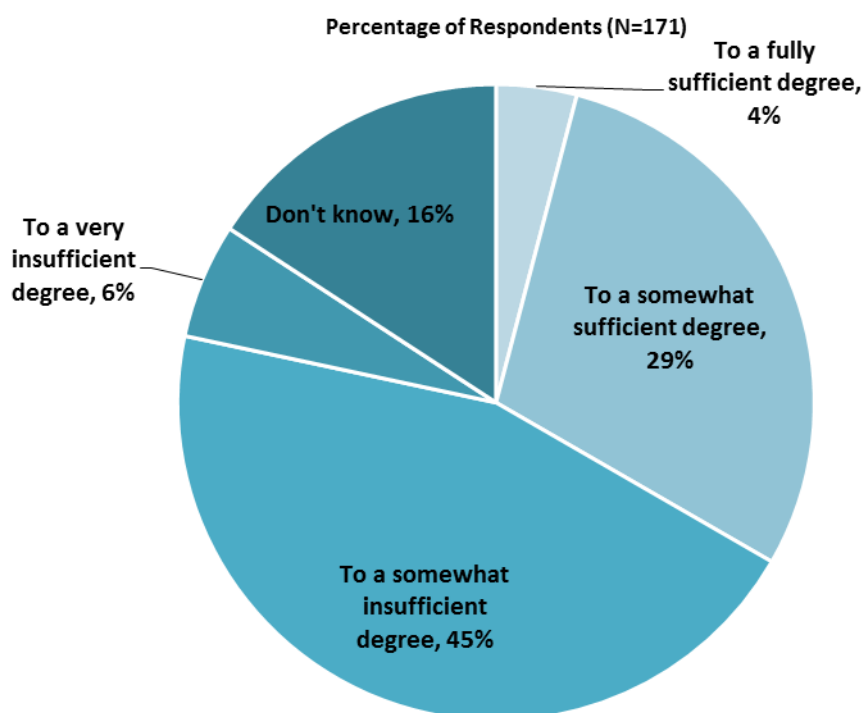
VI. Sectoral Effectiveness (continued)

The WBG Promoting Private Public Partnerships



"To what extent do you believe that the World Bank Group's work helps to find solutions that promote private public partnerships in Paraguay?"
(1 - "To no degree at all", 10 - "To a very significant degree")

Helping the Poorest



"To what extent do you believe that the World Bank Group's work and support help the poorest in Paraguay?" (Respondents chose from a list.)



VI. Sectoral Effectiveness (continued)

Drivers of Effectiveness

To determine the key drivers of respondents' ratings of the World Bank Group's overall effectiveness and ratings of its ability to help achieve development results in Paraguay, bivariate correlational analyses were conducted using respondents' ratings of the thirty six specific areas of effectiveness.

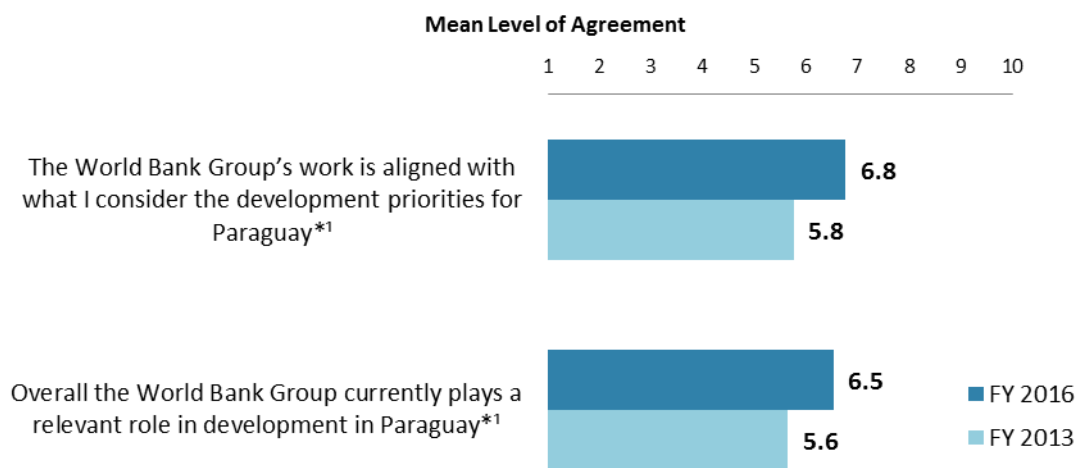
Correlational analyses, however, are not able to tell us exactly what is causing respondents' ratings of the World Bank Group's overall effectiveness or ratings of its ability to help achieve development results. Rather, these analyses tell us that as ratings of effectiveness in one area increase, respondents' ratings of the WBG's overall effectiveness increase, or as ratings of effectiveness in one area increase, ratings of the WBG's ability to help achieve development results increase. Thus, it can be inferred that respondents' perceptions of effectiveness in one specific area are related to, or drive, respondents' perceptions of the WBG's overall effectiveness or perceptions of the WBG's ability to help achieve development results.

- Overall Effectiveness: Those specific areas with the highest Pearson Product-Moment correlations were determined to be the most closely related to perceptions of the WBG's overall effectiveness, suggesting that ratings of effectiveness in those specific areas are drivers of perceptions of the WBG's overall effectiveness in Paraguay. The areas determined to be key drivers from these analyses were:
 - The WBG's effectiveness at social inclusion; and
 - The WBG's effectiveness at equality of opportunity.
- Achieving Development Results: Those specific areas with the highest Pearson Product-Moment correlations were determined to be the most closely related to perceptions of the WBG's ability to help achieve development results in Paraguay, suggesting that ratings of effectiveness in those specific areas are drivers of perceptions of the WBG's ability to help achieve development results. The areas determined to be key drivers from these analyses were:
 - The WBG's effectiveness at agricultural development/risk management;
 - The WBG's effectiveness at climate change; and
 - The WBG's effectiveness at social protection.



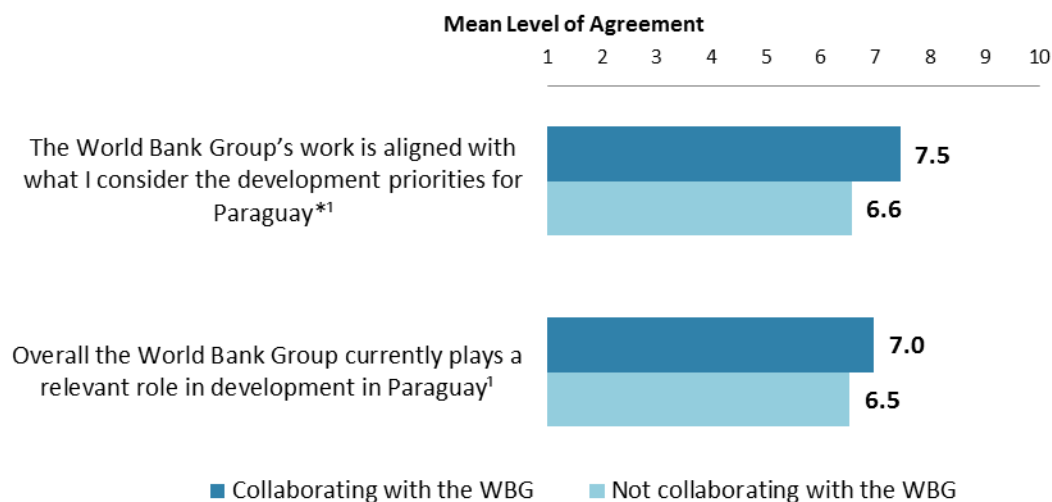
VII. How the World Bank Group Operates

The World Bank Group's Work in Paraguay: Year Comparison⁹



"To what extent do you agree with the following statements about the World Bank Group's work in Paraguay?" (1-"Strongly disagree", 10-"Strongly agree")
(*Significantly different between FY 2016 and FY 2013)
¹Indicator Question

The World Bank Group's Work in Paraguay: Collaboration



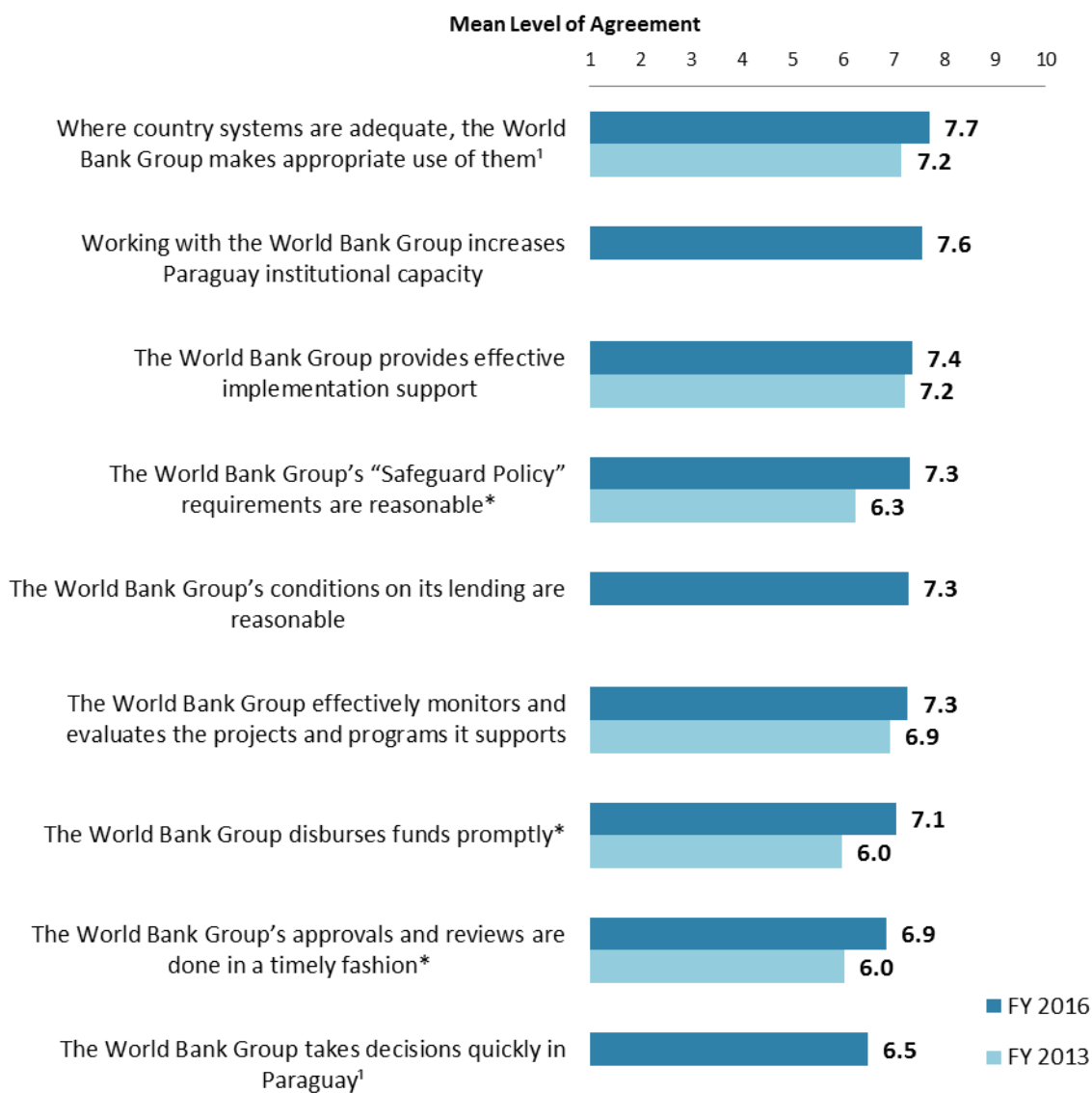
"To what extent do you agree with the following statements about the World Bank Group's work in Paraguay?" (1-"Strongly disagree", 10-"Strongly agree")
(*Significantly different between collaborators and non-collaborators with the WBG)
¹Indicator Question

⁹ Means in the chart were calculated based on weighted data.



VII. How the World Bank Group Operates (continued)

Overall Perceptions: Year Comparison¹⁰



"To what extent do you agree/disagree with the following statements?"

(1-"Strongly disagree", 10-"Strongly agree")

*(*Significantly different between FY 2016 and FY 2013)*

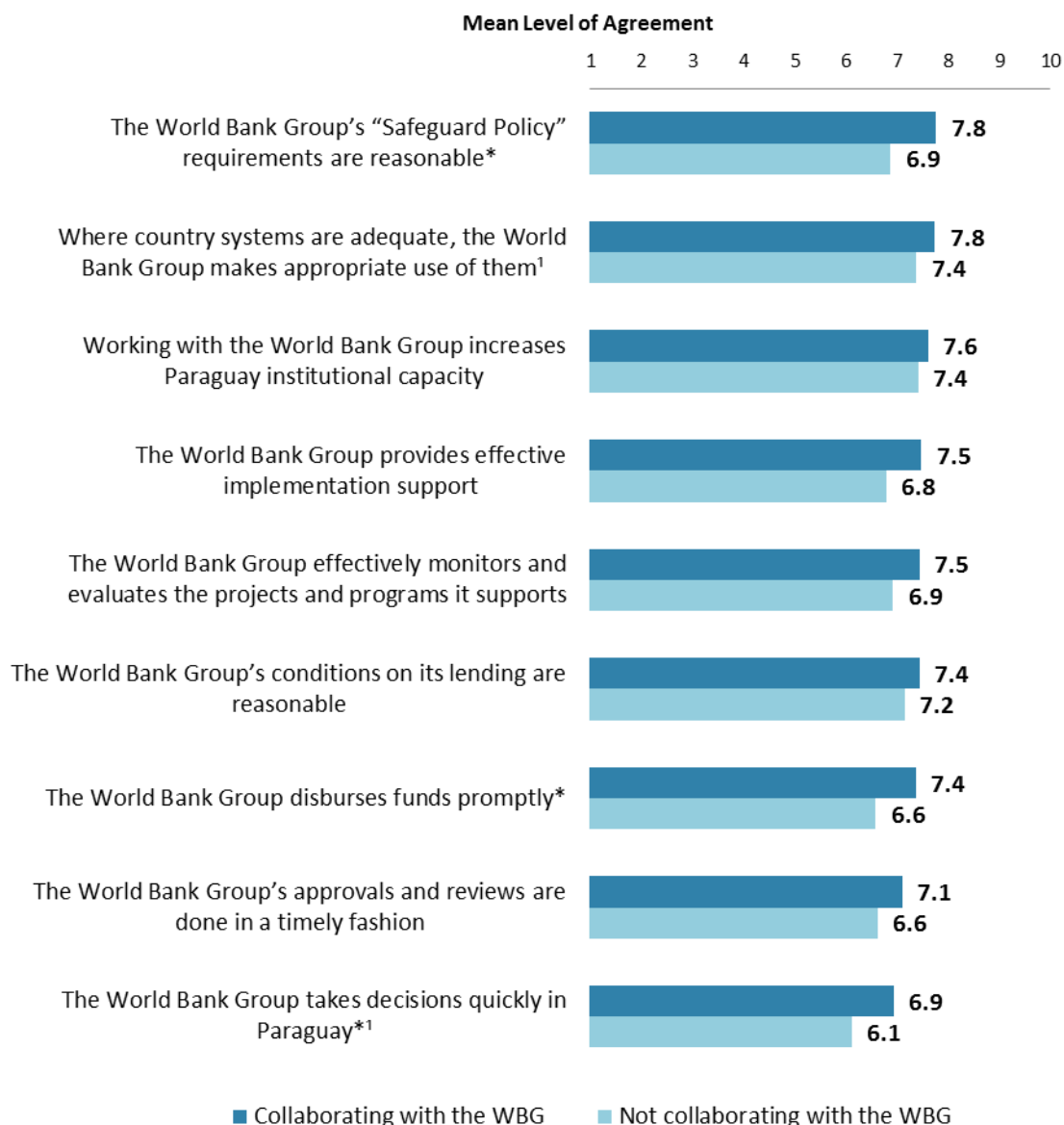
'Indicator Question

¹⁰ Means in the chart were calculated based on weighted data.



VII. How the World Bank Group Operates (continued)

Overall Perceptions: Collaboration

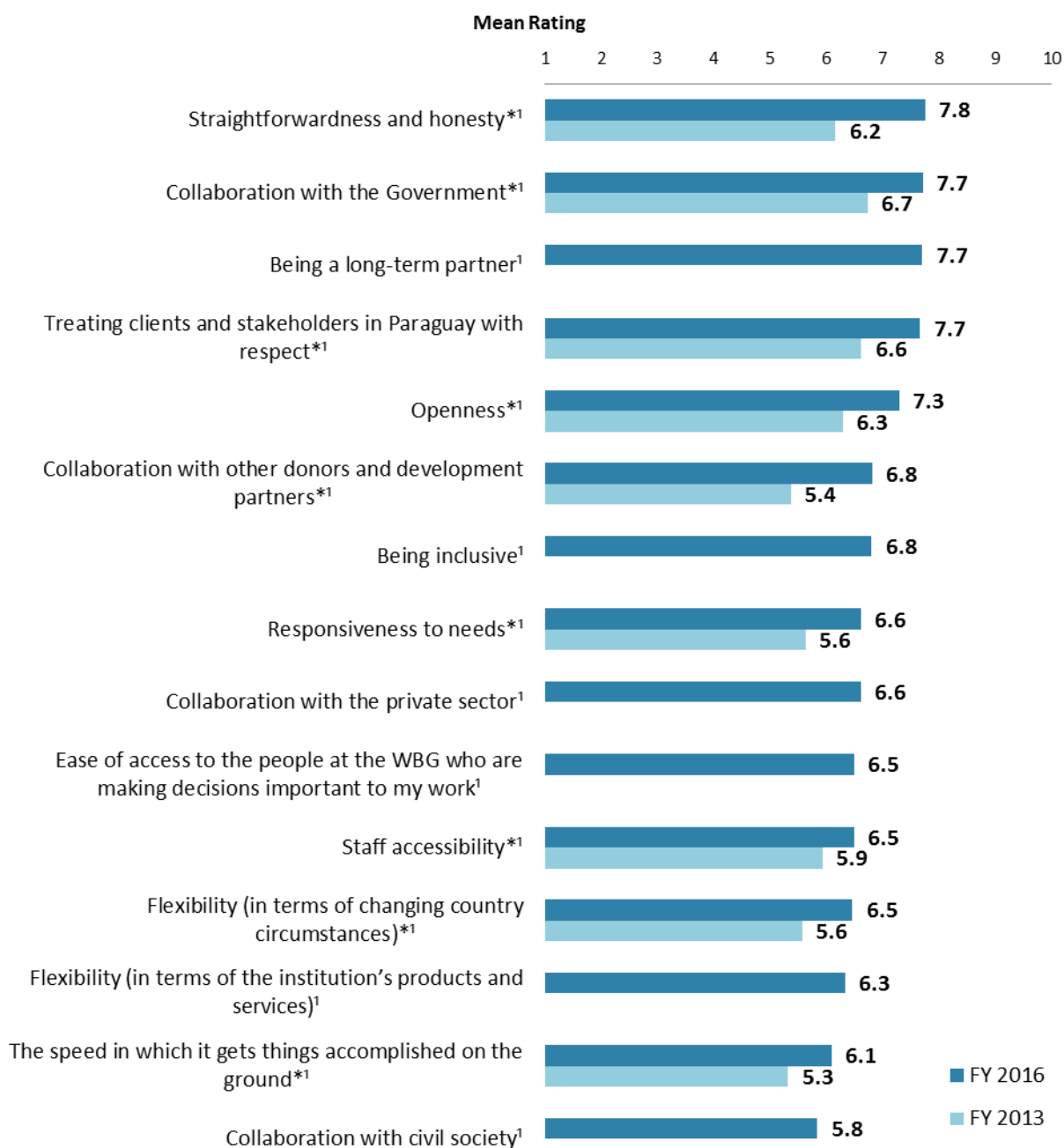


"To what extent do you agree/disagree with the following statements?"
 (1-"Strongly disagree", 10-"Strongly agree")
 (*Significantly different between collaborators and non-collaborators with the WBG)
¹Indicator Question



VII. How the World Bank Group Operates (continued)

The WBG as an Effective Development Partner: Year Comparison¹¹



"To what extent is the World Bank Group an effective development partner in Paraguay, in terms of each of the following?" (1-"To no degree at all", 10-"To a very significant degree")

(*Significantly different between FY 2016 and FY 2013)

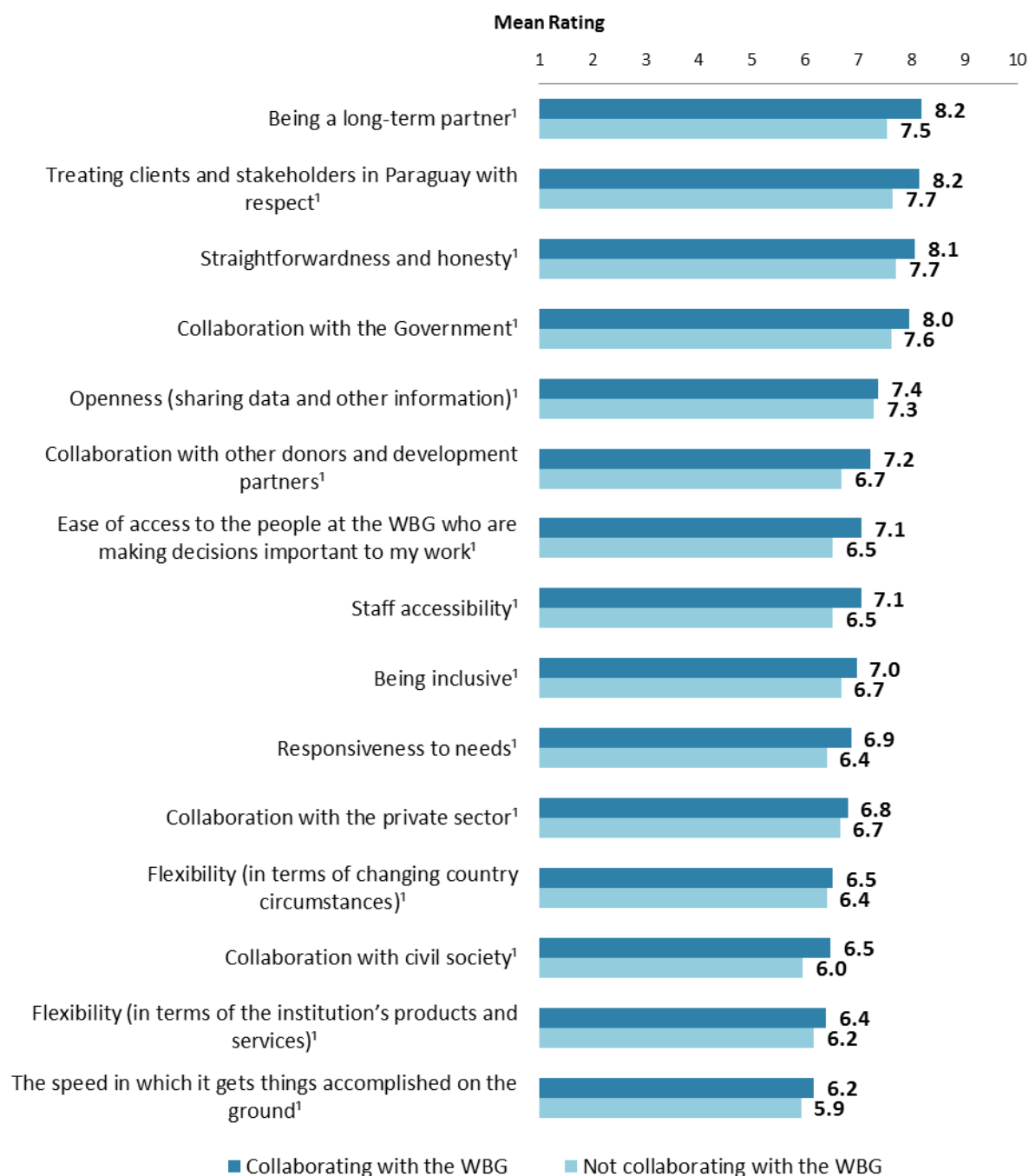
¹Indicator Question

¹¹ Means in this chart were calculated based on weighted data.



VII. How the World Bank Group Operates (continued)

The WBG as an Effective Development Partner: Collaboration



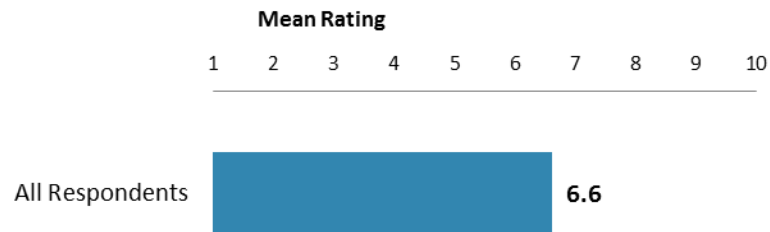
"To what extent is the World Bank Group an effective development partner in Paraguay, in terms of each of the following?" (1-"To no degree at all", 10-"To a very significant degree")

¹Indicator Question



VII. How the World Bank Group Operates (continued)

Internal Measuring and Monitoring



"To what extent do you believe the World Bank Group measures and corrects its work in real time in Paraguay?" (1-"To no degree at all", 10-"To a very significant degree")

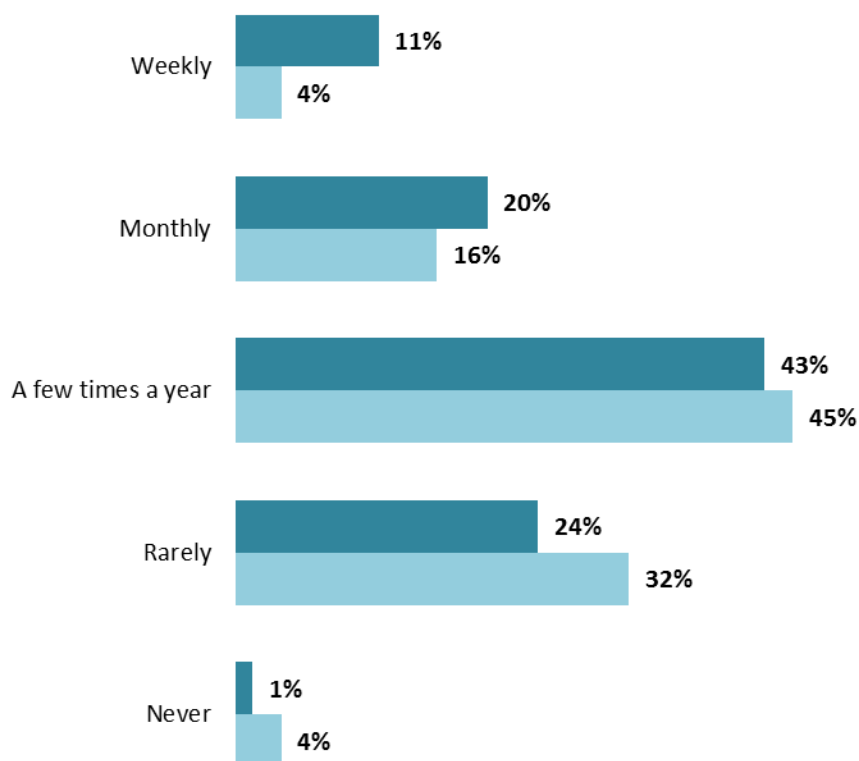


VIII. World Bank Group's Knowledge and Instruments

Frequency of Consulting WBG Knowledge Work and Activities

- **Stakeholder groups:** Among this year's respondents, employees of ministries, respondents from PMUs/consultants on WBG-supported projects, and the media indicated the most frequent usage of the WBG's knowledge work and activities (*weekly/monthly*) compared to respondents from other stakeholder groups.

Percentage of Respondents (FY 2016 N=148; FY 2013 N=136)

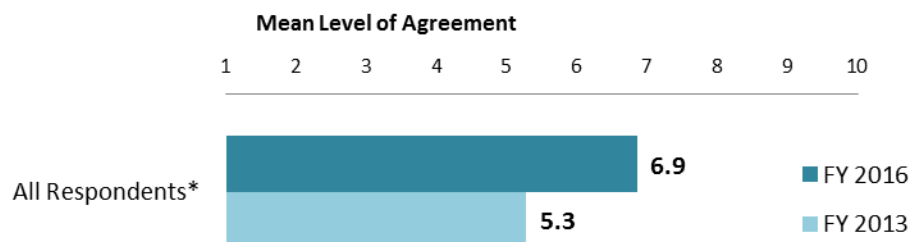


"How frequently do you consult World Bank Group's knowledge work and activities in the work you do?"
(Respondents chose from a list.)




VIII. World Bank Group's Knowledge and Instruments (continued)

Meeting Paraguay's Knowledge Needs¹² (Indicator Question)



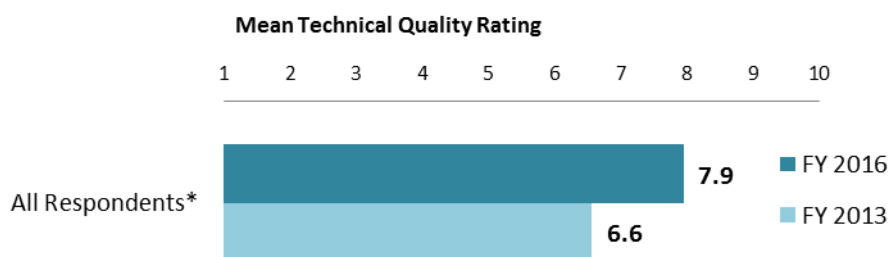
"The World Bank Group meets Paraguay's needs for knowledge services (e.g., research, analysis, data, technical assistance)" (1-"Strongly disagree", 10-"Strongly agree")
(*Significantly different between FY 2016 and FY 2013)

Contribution of the WBG's Knowledge Work and Activities (Indicator Question)



"Overall, how significant a contribution do you believe the World Bank Group's knowledge work and activities make to development results in your country?"
(1-"Not significant at all", 10-"Very significant")
(*Significantly different between FY 2016 and FY 2013)

Technical Quality of the WBG's Knowledge Work and Activities (Indicator Question)



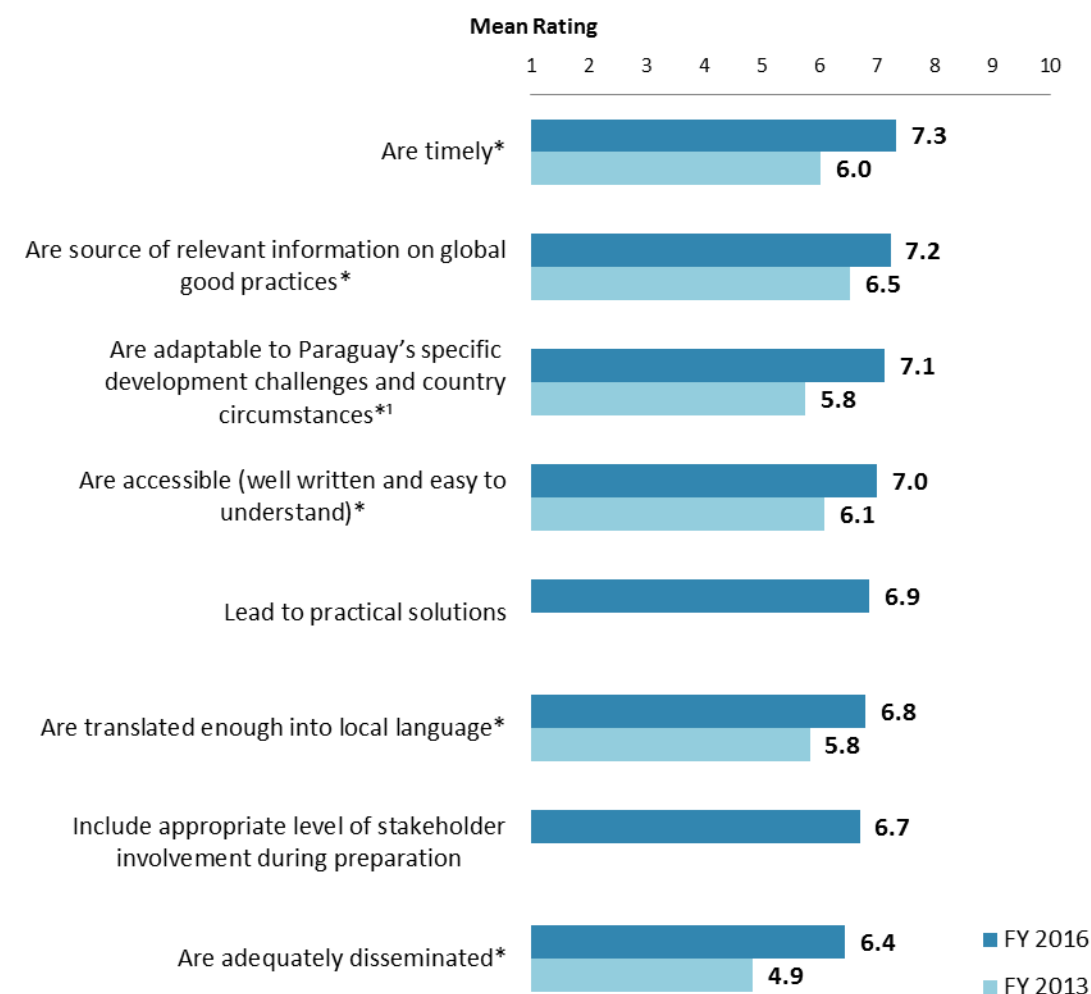
"Overall, how would you rate the technical quality of the World Bank Group's knowledge work and activities?" (1-"Very low technical quality", 10-"Very high technical quality")
(*Significantly different between FY 2016 and FY 2013)

¹² Means in the charts on this page were calculated based on weighted data.



VIII. World Bank Group's Knowledge and Instruments (continued)

Qualities of the WBG's Knowledge Work and Activities: Year Comparison¹³



"In Paraguay, to what extent do you believe that the World Bank Group's knowledge work and activities:" (1-"To no degree at all", 10-"To a very significant degree")

(*Significantly different between FY 2016 and FY 2013)

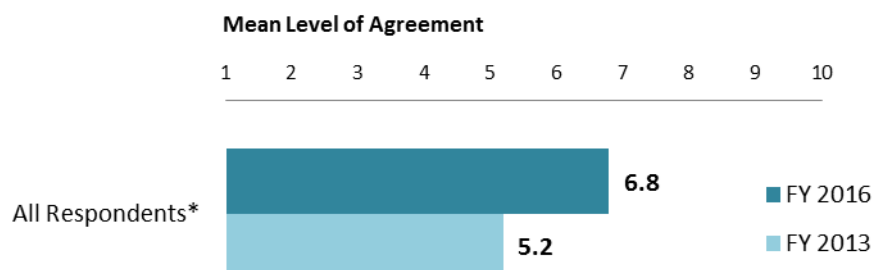
¹Indicator Question

¹³ Means in this chart were calculated based on weighted data.



VIII. World Bank Group's Knowledge and Instruments (continued)

Meeting Paraguay's Needs for Financial Instruments¹⁴ (*Indicator Question*)

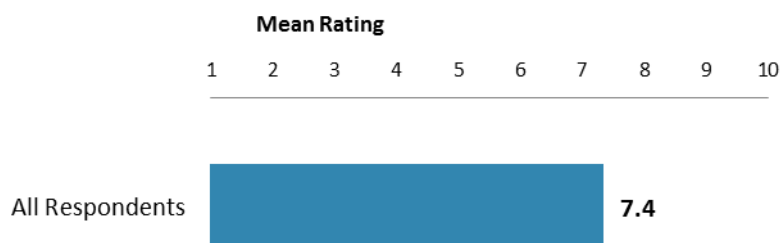


"The World Bank Group's financial instruments (i.e., investment lending, Development Policy Loan, Trust Funds, Program 4 Result, etc.) meet the needs of Paraguay."

(1-"Strongly disagree", 10-"Strongly agree")

(*Significantly different between FY 2016 and FY 2013)

The WBG's Reimbursable Advisory Services



"To what extent do you believe that Paraguay received value for money from the World Bank Group's Reimbursable Advisory Services (RAS)?"

(1-"To no degree at all", 10-"To a very significant degree")

¹⁴ Means in this chart were calculated based on weighted data.

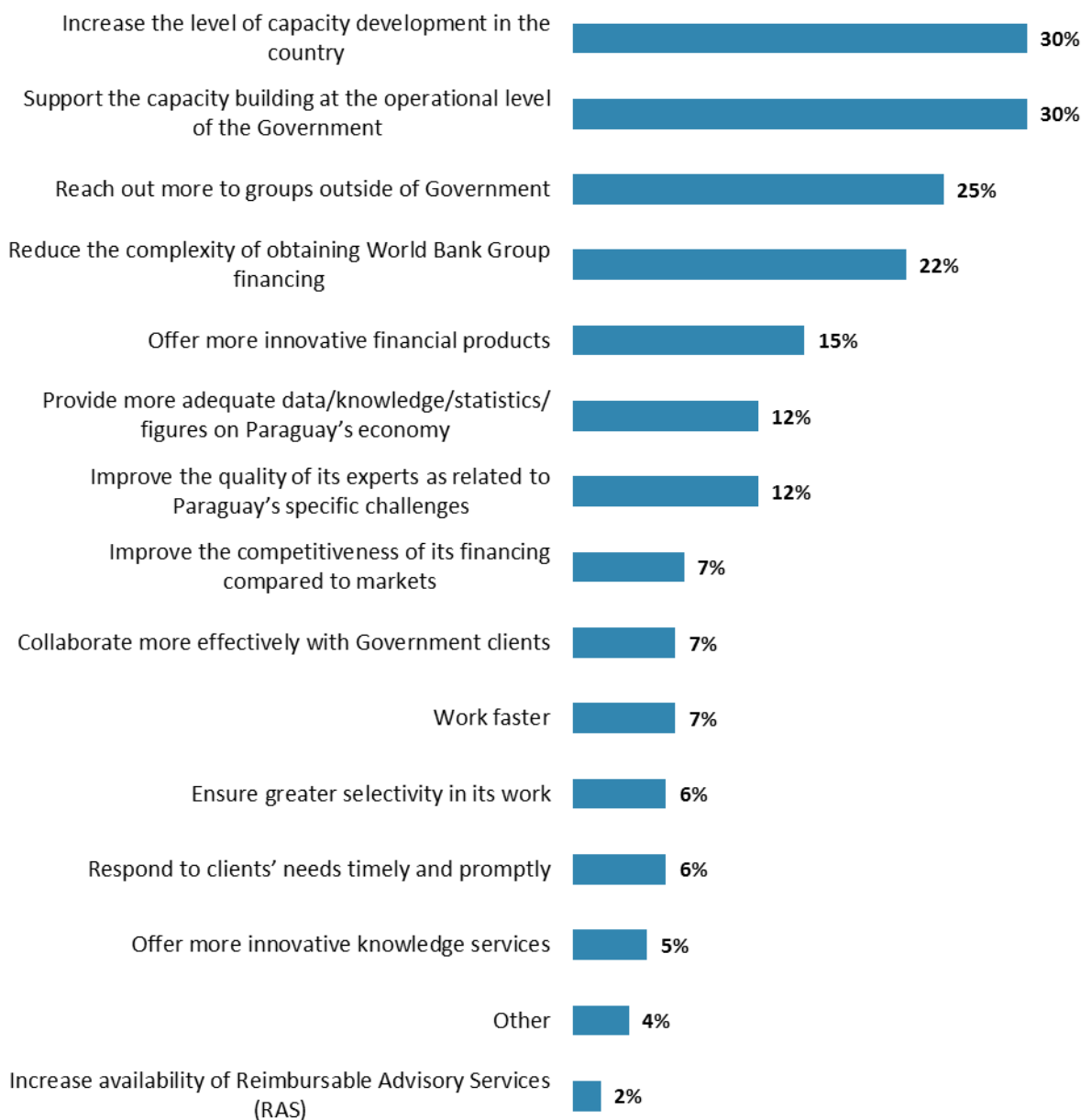


IX. The Future Role of the World Bank Group in Paraguay

Making the World Bank Group of Greater Value

- **Year comparison:** Respondents in the previous FY'13 Country Survey indicated that the World Bank should “*reach out more to groups outside of Government*” (47%) and “*reduce the complexity of obtaining World Bank financing*” (42%) to make itself of greater value in Paraguay.

Percentage of Respondents (N=163)



"Which of the following SHOULD the World Bank Group do to make itself of greater value in Paraguay? (Choose no more than TWO)" (Respondents chose from a list. Responses combined.)

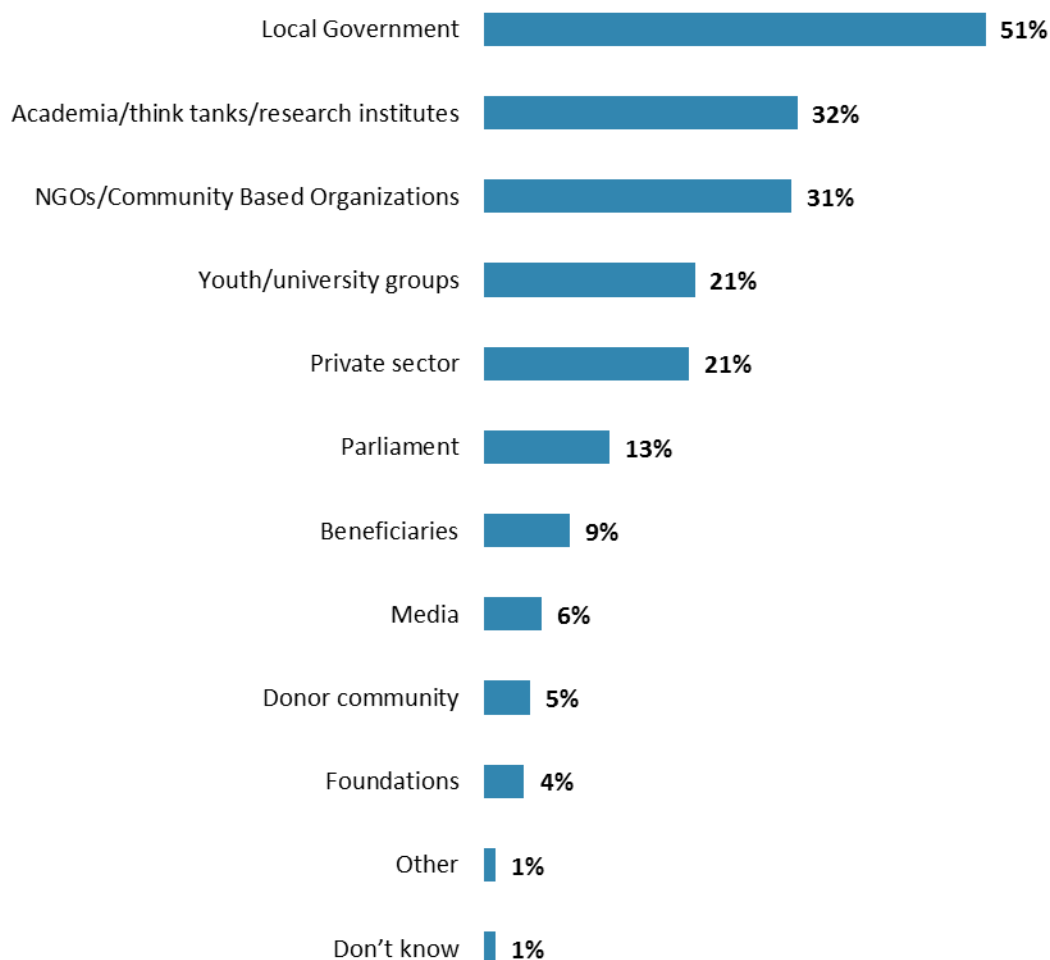


IX. The Future Role of the WBG in Paraguay (continued)

The World Bank Group Should Collaborate More with ...

- **Year comparison:** Respondents in the previous FY'13 Country Survey indicated that the World Bank should collaborate more with “*private sector*” (45%) and “*academia/think tanks/research institutes*” (39%) to ensure better development results in Paraguay.

Percentage of Respondents (N=174)



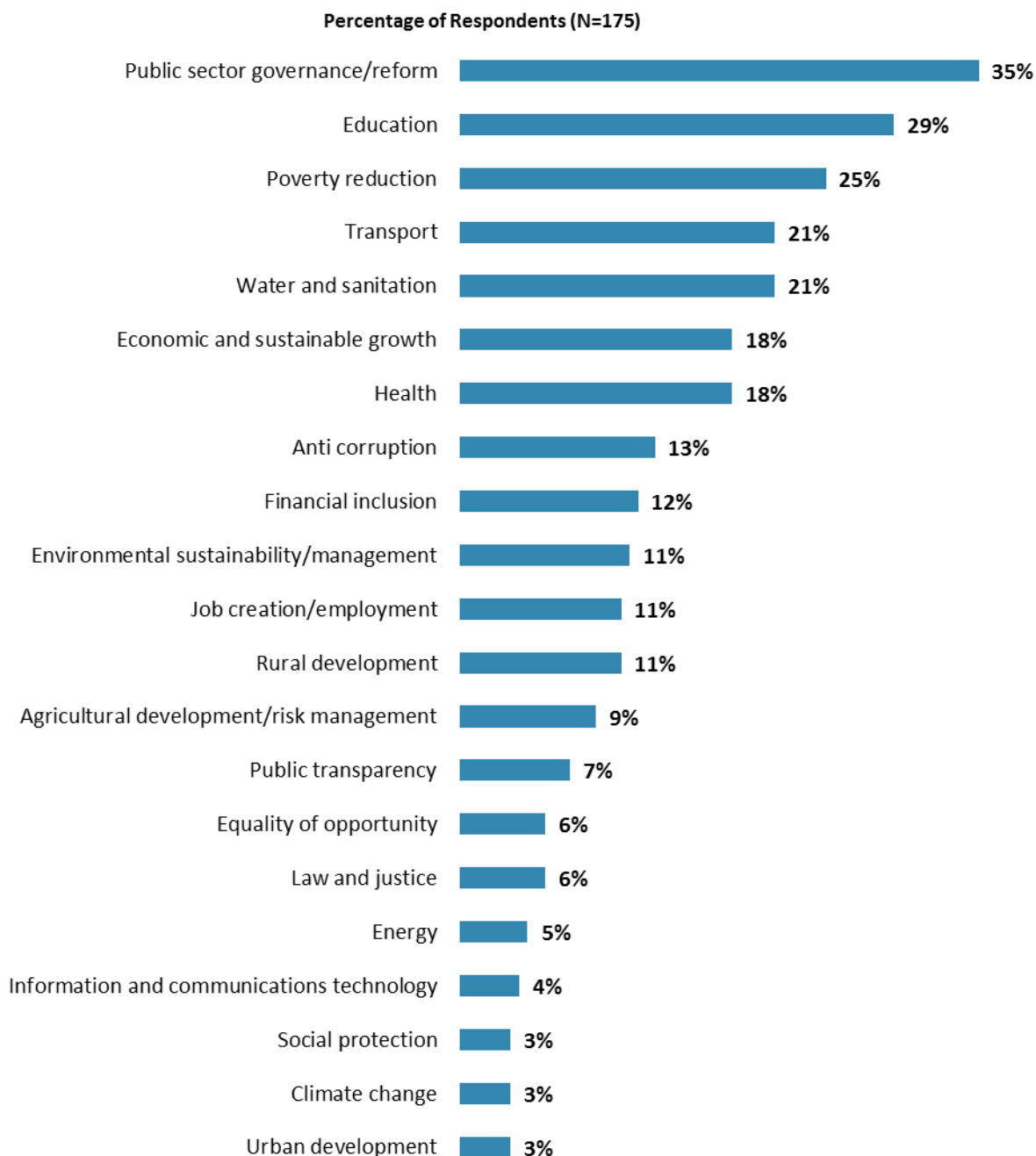
"In addition to the regular relations with the national government, which TWO of the following groups should the World Bank Group collaborate with more in your country?"
(Respondents chose from a list. Responses combined.)



IX. The Future Role of the WBG in Paraguay (continued)

Where the World Bank Group Should Focus its Resources

- **Year comparison:** Respondents in the previous FY'13 Country Survey indicated that the World Bank should focus its resources on “*education*” (61%).



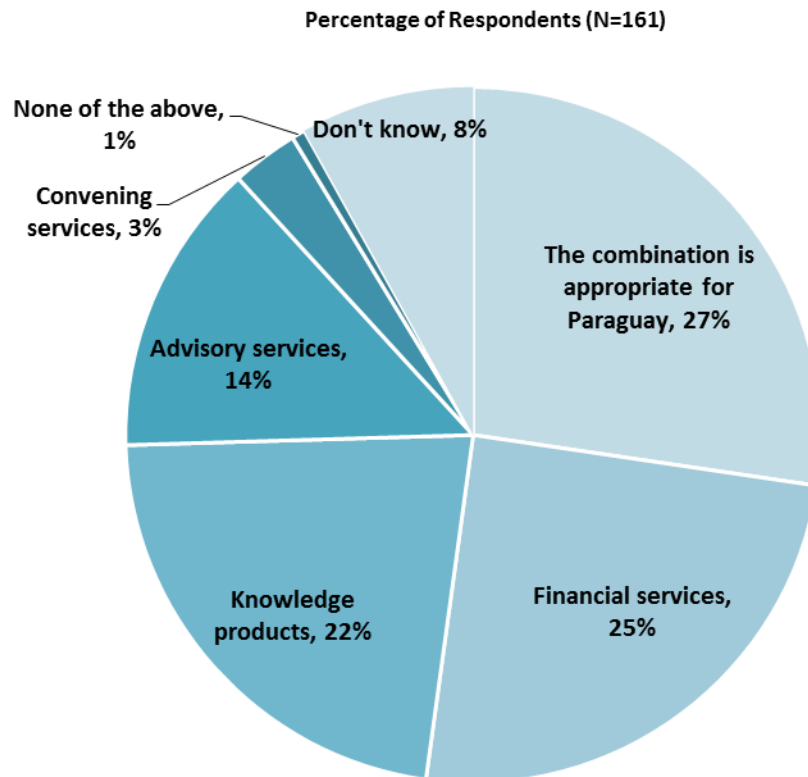
“When thinking about how the World Bank Group can have the most impact on development results in Paraguay, in which sectoral areas do you believe the WBG should focus most of its resources in Paraguay? (Choose no more than THREE)” (Respondents chose from a list. Responses combined. Top 21 of 36 response options shown.)



IX. The Future Role of the WBG in Paraguay (continued)

Future Combination of the WBG Services

- **Year comparison:** Respondents in the previous FY'13 Country Survey indicated that *"the combination [of the WBG services] is appropriate for Paraguay"* (50%).



"When considering the combination of services that the World Bank Group offers in Paraguay, and taking into account its limited level of resources, which ONE of the following do you believe the WBG should offer more of in Paraguay?" (Respondents chose from a list.)

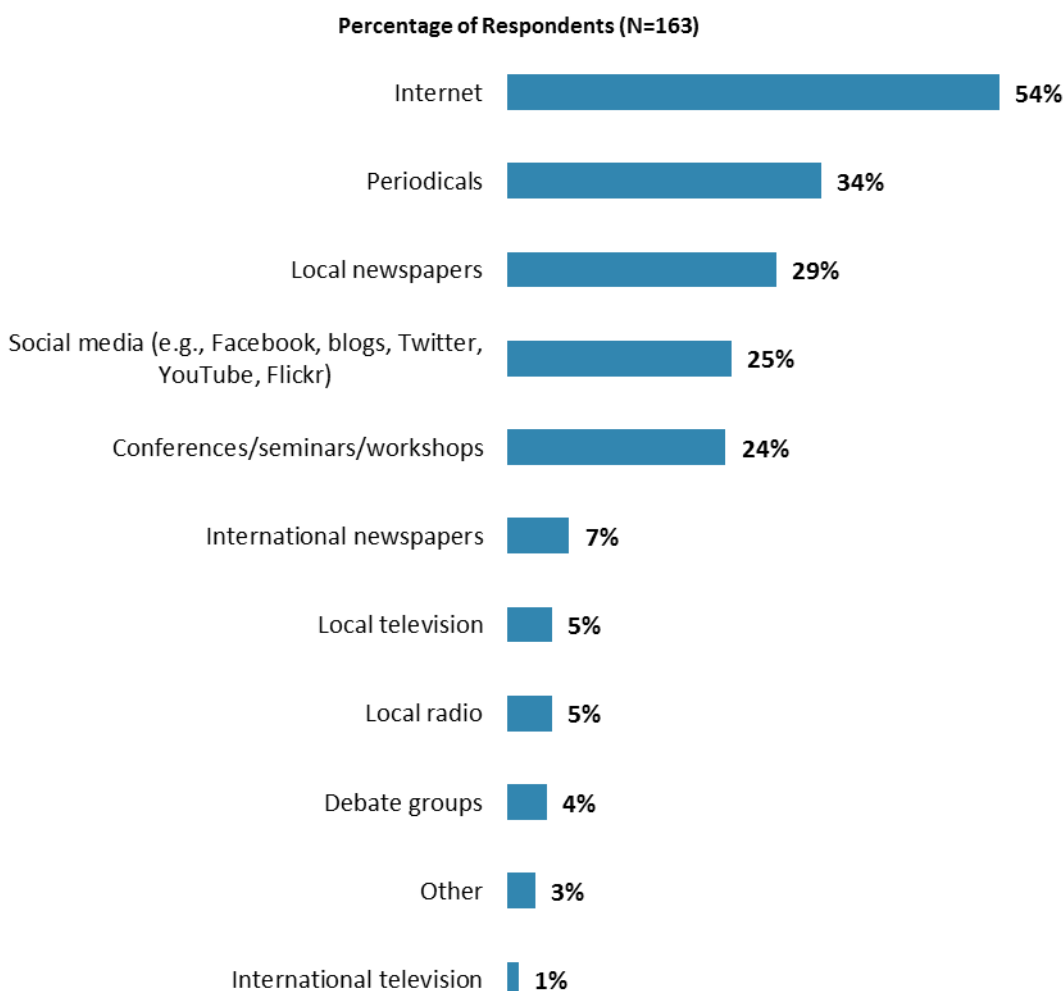


X. Communication and Outreach

Note: When considering the World Bank Group's future outreach with key constituencies, please see Appendix B (page 64) for all responses by stakeholder groups.

General Information Sources

- **Year comparison:** Respondents in the previous FY'13 Country Survey indicated that they got most of their information about economic and social development issues in Paraguay from “*local newspapers*” (70%) and “*Internet* (55%)”.



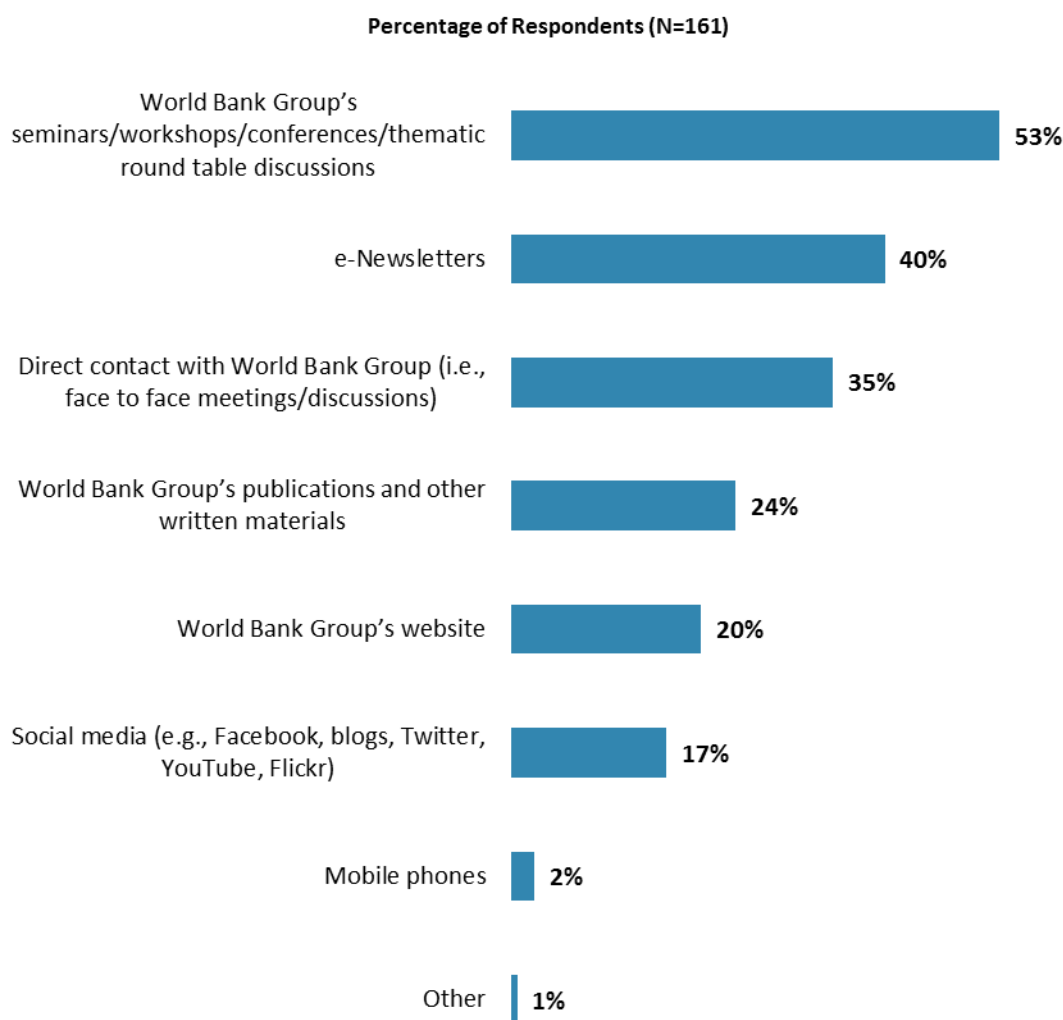
"How do you get most of your information about economic and social development issues in Paraguay? (Choose no more than TWO)" (Respondents chose from a list. Responses combined.)



X. Communication and Outreach (continued)

Preferred Information Sources

- **Year comparison:** Respondents in the previous FY'13 Country Survey indicated that they would prefer to receive information from the World Bank through “*e-Newsletters*” (39%), “*World Bank seminars/workshops/conferences*” (36%), and “*World Bank publications and other written materials*” (35%).

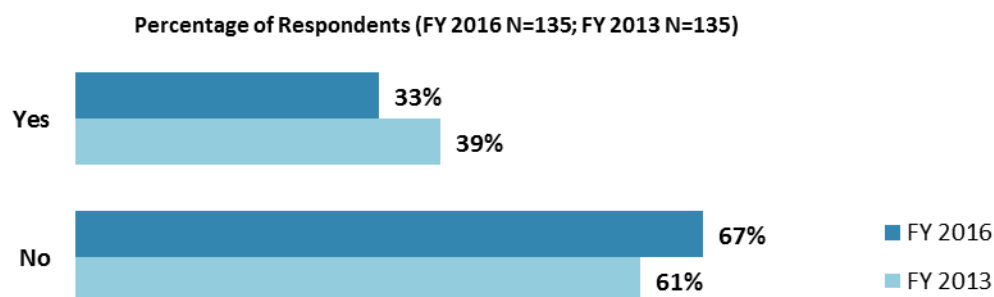


"How would you prefer to receive information from the World Bank Group?
(Choose no more than TWO)" (Respondents chose from a list. Responses combined.)



X. Communication and Outreach (continued)

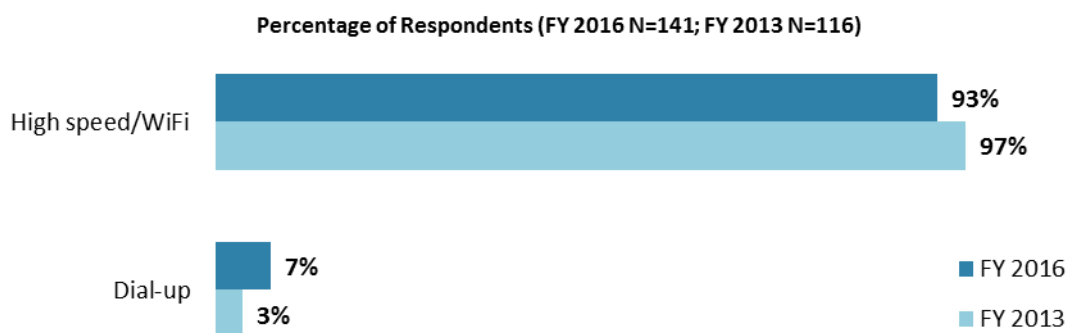
Access to Information¹⁵



"Are you aware of the World Bank Group's Access to Information Policy under which the WBG will now disclose any information in its possession that is not on a list of exceptions?"

Access to the Internet

- Nearly all respondents in this year's Country Survey and FY'13 Country Survey indicated that they had access to the Internet.



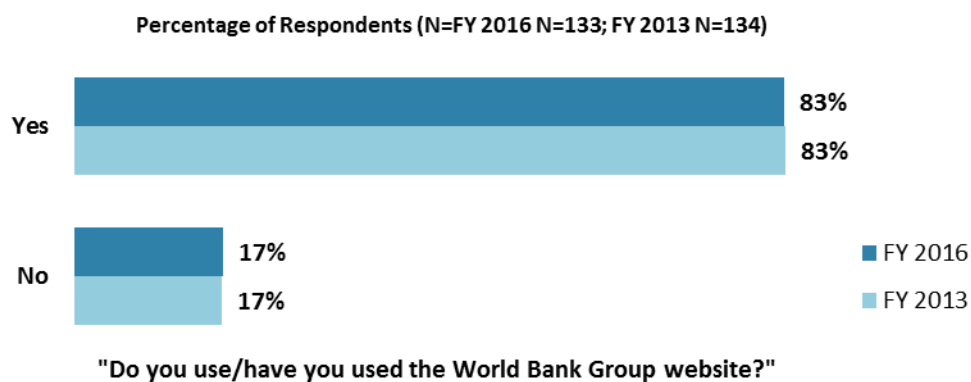
"Which Internet connection do you use primarily when visiting a World Bank Group website?"
(Respondents chose from a list.)

¹⁵ Percentages presented in the charts on this page were calculated based on weighted data.

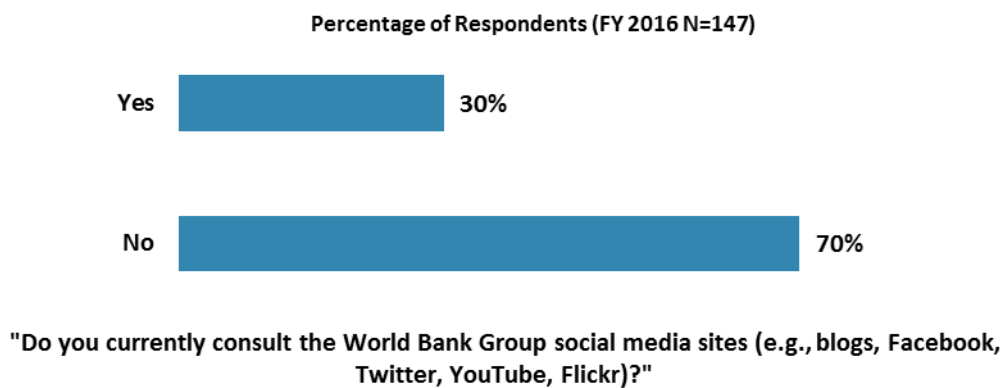


X. Communication and Outreach (continued)

The WBG's Website Usage¹⁶



The WBG's Social Media Usage



¹⁶ Percentages in the chart were calculated based on weighted data.



XI. Appendices

A. Responses to All Questions across All Respondents.....	45
B. Responses to All Questions by Stakeholder Groups.....	62
C. Responses to Selected Questions by Level of Collaboration with the World Bank Group	83
D. Responses to Selected Questions by Year.....	91
E. Indicator Questions as a Function of Exposure to the WBG	95
F. WBG Country Opinion Survey FY16 – Paraguay Questionnaire	96

Paraguay





Appendix A: Responses to All Questions across All Respondents (N=184)

All rating scale questions are presented with the total number of respondents that provided a rating (N), the number of respondents who indicated that they "Don't know" (DK), the mean rating across all respondents (Mean), and the standard deviation of this mean (SD). Indicator questions are noted with an asterisk ().*

A. General Issues Facing Paraguay

1. In general would you say that Paraguay is headed in ... ?	Percentage of Respondents (N=171)
The right direction	73.1%
The wrong direction	6.4%
Not sure	20.5%

**A. General Issues Facing Paraguay (continued)**

2. Listed below are a number of development priorities in Paraguay. Please identify which of the following you consider the most important development priorities in Paraguay? (Choose no more than THREE)	Percentage of Respondents (Responses Combined; N=182)
Public sector governance/reform (i.e., government effectiveness, public financial management, public expenditure, fiscal system reform, fiscal management)	41.8%
Poverty reduction	32.4%
Education	31.3%
Anti corruption	18.7%
Health	15.9%
Water and sanitation	14.8%
Transport (e.g., roads, bridges, transportation)	14.8%
Economic and sustainable growth	12.6%
Environmental sustainability/management	11.5%
Job creation/employment	11.0%
Global/regional integration	11.0%
Rural development	8.2%
Public transparency (e.g., access to public information)	8.2%
Law and justice (e.g., judicial system)	7.7%
Financial inclusion	6.0%
Energy	6.0%
Social protection (e.g., pensions, targeted social assistance)	5.5%
Private sector development	5.5%
Foreign direct investment	4.9%
Social inclusion (e.g., public services for the poor)	4.4%
Equality of opportunity (i.e., equity)	4.4%
Urban development	3.3%
Food security	3.3%
Climate change (e.g., mitigation, adaptation)	3.3%
Regulatory framework	2.2%
Agricultural development/Agricultural risk management	1.6%
Financial markets	1.6%
Information and communications technology	1.6%
Social accountability	1.1%
Crime and violence	1.1%
Gender equity	0.5%
Trade and exports	0.0%
Economic resilience (e.g., floods and droughts affecting economy)	0.0%
Communicable/non-communicable diseases	0.0%
Natural resource management (e.g., oil, gas, mining)	0.0%
Disaster management	0.0%

**A. General Issues Facing Paraguay (continued)**

3. The World Bank Group has committed itself to twin goals: ending extreme poverty by 2030 and boosting shared prosperity. Poverty reduction is a broad term that encompasses work in many different areas. Which THREE areas of development listed below do you believe would contribute most to reducing poverty in Paraguay? (Choose no more than THREE)	Percentage of Respondents (Responses Combined; N=182)
Education	46.2%
Anti corruption	30.8%
Job creation/employment	24.2%
Rural development	23.6%
Water and sanitation	22.5%
Economic and sustainable growth	21.4%
Public sector governance/reform (i.e., government effectiveness, public financial management, public expenditure, fiscal system reform, fiscal management)	18.1%
Equality of opportunity (i.e., equity)	17.0%
Health	13.2%
Social inclusion (e.g., public services for the poor)	12.1%
Financial inclusion	8.8%
Transport (e.g., roads, bridges, transportation)	8.2%
Environmental sustainability/management	6.0%
Social protection (e.g., pensions, targeted social assistance)	6.0%
Law and justice (e.g., judicial system)	5.5%
Foreign direct investment	4.9%
Agricultural development/Agricultural risk management	3.8%
Public transparency (e.g., access to public information)	3.3%
Private sector development	3.3%
Food security	3.3%
Social accountability	2.2%
Energy	2.2%
Gender equity	1.6%
Information and communications technology	1.6%
Natural resource management (e.g., oil, gas, mining)	1.6%
Climate change (e.g., mitigation, adaptation)	1.6%
Regulatory framework	1.6%
Global/regional integration	1.6%
Urban development	1.1%
Trade and exports	1.1%
Economic resilience (e.g., floods and droughts affecting economy)	0.5%
Crime and violence	0.0%
Communicable/non-communicable diseases	0.0%
Disaster management	0.0%
Financial markets	0.0%

**A. General Issues Facing Paraguay (continued)**

4. The World Bank Group's "Shared Prosperity" goal captures two key elements, economic growth and equity. It will seek to foster income growth among the bottom 40 percent of a country's population. Improvement in the Shared Prosperity Indicator requires growth and well-being of the less well-off. When thinking about the idea of "shared prosperity" in your country, which of the following TWO best illustrate how this would be achieved in Paraguay? (Choose no more than TWO)	Percentage of Respondents (Responses Combined; N=175)
Education and training that better ensure job opportunity	46.3%
Consistent economic growth	28.6%
Greater access to health and nutrition for citizens	15.4%
Greater access to micro-finance for the poor	14.9%
Better opportunity for the poor who live in rural areas	14.9%
Better entrepreneurial opportunities (i.e., to start small and medium sized businesses)	12.0%
Greater voice and participation for citizens to help ensure greater accountability	10.3%
Better employment opportunities for young people	9.1%
Greater equity of fiscal policy	8.6%
Better access to quality public services for the poor	8.0%
Better quality public services	6.9%
More reliable social safety net	6.3%
Better employment opportunities for women	4.0%
Strengthening resilience to risk and volatility	3.4%
Better opportunity for the poor who live in urban areas	3.4%
Better agricultural risk management	2.3%
A growing middle class	2.3%
Greater private investment in logistics projects	1.1%
Other	0.6%

5. Do you think the gap between the rich and the poor is a very big problem, a moderately big problem, a small problem, or not a problem at all in Paraguay? (Select only ONE response)	Percentage of Respondents (N=175)
A very big problem	66.3%
A moderately big problem	28.6%
A small problem	3.4%
Not a problem at all	1.1%
Don't know	0.6%

6. In your view, is global climate change a very serious problem, somewhat serious, not too serious, or not a problem? (Select only ONE response)	Percentage of Respondents (N=178)
A very serious problem	73.0%
A somewhat serious problem	24.2%
Not too serious problem	2.8%
Not a problem	0.0%
Don't know	0.0%

**B. Overall Attitudes toward the World Bank Group**

How familiar are you with the work of these organizations in Paraguay? <i>(1-Not familiar at all, 10-Extremely familiar)</i>	Familiarity			
	N	DK	Mean	SD
1. World Bank Group (WBG)	173	0	7.06	1.96
2. Inter-American Development Bank (IDB/BID)	171	0	6.89	2.02
3. Latin American Development Bank (CAF)	170	0	5.06	2.58

Overall, please rate your impression of the effectiveness of these organizations in Paraguay. <i>(1-Not effective at all, 10-Very effective)</i>	Effectiveness			
	N	DK	Mean	SD
4. World Bank Group (WBG)*	161	11	7.01	1.71
5. Inter-American Development Bank (IDB/BID)	157	14	7.14	1.74
6. Latin American Development Bank (CAF)	113	55	6.11	1.97

Staff Preparedness	N	DK	Mean	SD
7. To what extent do you believe the World Bank Group's staff is well prepared (e.g., skills and knowledge) to help Paraguay solve its most complicated development challenges? <i>(1-To no degree at all, 10-To a very significant degree)</i>	154	17	7.85	1.69

**B. Overall Attitudes toward the World Bank Group (continued)**

8. When thinking about how the World Bank Group can have the most impact on development results in Paraguay, in which sectoral areas do you believe the World Bank Group should focus most of its resources (financial and knowledge services) in Paraguay? (Choose no more than THREE)	Percentage of Respondents (Responses Combined; N=175)
Public sector governance/reform (i.e., government effectiveness, public financial management, public expenditure, fiscal system reform, fiscal management)	34.9%
Education	29.1%
Poverty reduction	24.6%
Transport (e.g., roads, bridges, transportation)	21.1%
Water and sanitation	21.1%
Economic and sustainable growth	18.3%
Health	18.3%
Anti corruption	13.1%
Financial inclusion	12.0%
Environmental sustainability/management	11.4%
Job creation/employment	10.9%
Rural development	10.9%
Agricultural development/Agricultural risk management	9.1%
Public transparency (e.g., access to public information)	7.4%
Equality of opportunity (i.e., equity)	5.7%
Law and justice (e.g., judicial system)	5.7%
Energy	4.6%
Information and communications technology	4.0%
Social protection (e.g., pensions, targeted social assistance)	3.4%
Climate change (e.g., mitigation, adaptation)	3.4%
Urban development	3.4%
Private sector development	2.9%
Social inclusion (e.g., public services for the poor)	2.9%
Global/regional integration	2.3%
Social accountability	2.3%
Foreign direct investment	2.3%
Economic resilience (e.g., floods and droughts affecting economy)	2.3%
Regulatory framework	2.3%
Food security	1.7%
Trade and exports	1.1%
Crime and violence	1.1%
Gender equity	0.6%
Financial markets	0.6%
Disaster management	0.6%
Communicable/non-communicable diseases	0.0%
Natural resource management (e.g., oil, gas, mining)	0.0%

**B. Overall Attitudes toward the World Bank Group (continued)**

9. When thinking about the World Bank Group's role, which activity do you believe is of greatest VALUE and which activity is of second greatest value in Paraguay?	Percentage of Respondents (N=171)		
	Greatest Value	2 nd Greatest Value	Combined
Financial resources	28.7%	24.0%	52.6%
Policy advice, studies, analyses	23.4%	21.1%	44.4%
Technical assistance	14.0%	21.6%	35.7%
Help to bring discipline/effective supervision to implementation of investment projects	13.5%	12.9%	26.3%
Capacity development	12.9%	11.1%	24.0%
Data and statistics	3.5%	2.9%	6.4%
Convening/Facilitating	1.2%	2.3%	3.5%
Linkage to non-Bank expertise (i.e., South-South knowledge sharing)	1.8%	1.2%	2.9%
Mobilizing third party financial resources	0.6%	1.2%	1.8%
Other	0.6%	1.2%	1.8%
Donor coordination	0.0%	0.6%	0.6%

10. Which of the following do you identify as the World Bank Group's greatest WEAKNESSES in its work in Paraguay? (Choose no more than TWO)	Percentage of Respondents (Responses Combined; N=174)
World Bank Group's processes too slow (e.g., too bureaucratic in its operational policies and procedures)	26.4%
Not enough public disclosure of its work	21.8%
World Bank Group's processes too complex	16.7%
Not collaborating enough with stakeholders outside the Government	15.5%
Not adequately sensitive to political/social realities in Paraguay	14.9%
Its advice and strategies do not lend themselves to practical problem solving	9.2%
Not willing to honestly criticize policies and reform efforts in the country	8.6%
Too influenced by developed countries	8.6%
Don't know	7.5%
Imposing technocratic solutions without regard to political realities	6.9%
Not aligned with other donors' work	6.9%
Not client focused	6.3%
Not exploring alternatives at sub-national level	6.3%
Staff too inaccessible	5.2%
Not exploring alternative policy options	4.0%
Other	3.4%
Arrogant in its approach	2.3%
Not aligned with country priorities	2.3%
The credibility of its knowledge/data	0.6%

**B. Overall Attitudes toward the World Bank Group (continued)**

11. Which World Bank Group's instruments do you believe are the MOST effective in reducing poverty in Paraguay? (Choose no more than TWO)	Percentage of Respondents (Responses Combined; N=174)
Investment lending (financing specific projects)	63.2%
Technical assistance (advice, best practice, international experience, etc.)	43.1%
Capacity development	27.0%
Policy based lending/budget support to the Government	23.6%
Multi-sectoral approaches	9.2%
Knowledge products/services (analytical work, studies, surveys, etc.)	9.2%
Trust Fund management	5.2%
Don't know	4.6%
Other	1.1%

12. To what extent do you believe that the World Bank Group's work and support help the poorest in Paraguay? (Select only ONE response)	Percentage of Respondents (N=171)
To a fully sufficient degree	4.1%
To a somewhat sufficient degree	29.2%
To a somewhat insufficient degree	45.0%
To a very insufficient degree	5.8%
Don't know	15.8%

13. In addition to the regular relations with the national government, which TWO of the following groups should the World Bank Group collaborate with more in your country? (Choose no more than TWO)	Percentage of Respondents (Responses Combined; N=174)
Local Government	50.6%
Academia/think tanks/research institutes	31.6%
NGOs/Community Based Organizations (CBOs)	31.0%
Youth/university groups	21.3%
Private sector	20.7%
Parliament	12.6%
Beneficiaries	8.6%
Media	5.7%
Donor community	4.6%
Foundations	4.0%
Other	1.1%
Don't know	1.1%

To what extent do you agree with the following statements about the World Bank Group's work in Paraguay? (1-Strongly disagree, 10-Strongly agree)	Level of Agreement			
	N	DK	Mean	SD
14. Overall the World Bank Group currently plays a relevant role in development in Paraguay*	159	11	6.72	1.85
15. The World Bank Group's work is aligned with what I consider the development priorities for Paraguay*	161	12	7.00	1.81

**B. Overall Attitudes toward the World Bank Group (continued)**

To what extent is the World Bank Group an effective development partner in Paraguay, in terms of each of the following? (1-To no degree at all, 10-To a very significant degree)	Degree			
	N	DK	Mean	SD
16. Responsiveness to needs*	137	25	6.66	1.89
17. Flexibility (in terms of the institution's products and services)*	128	32	6.30	1.77
18. Flexibility (in terms of changing country circumstances)*	127	33	6.48	1.75
19. Being inclusive*	125	34	6.82	1.68
20. Openness (sharing data and other information)*	139	18	7.32	2.02
21. Collaboration with the Government*	148	13	7.79	1.63
22. The speed in which it gets things accomplished on the ground*	128	30	6.06	1.75
23. Ease of access to the people at the World Bank Group who are making decisions important to my work*	140	19	6.79	2.45
24. Collaboration with civil society*	118	41	6.16	2.17
25. Staff accessibility*	144	14	6.78	2.17
26. Collaboration with other donors and development partners*	108	50	6.98	1.89
27. Collaboration with the private sector*	92	64	6.71	1.77
28. Straightforwardness and honesty*	128	28	7.91	1.87
29. Treating clients and stakeholders in Paraguay with respect*	128	28	7.91	1.82
30. Being a long-term partner*	127	30	7.89	2.04

31. When World Bank Group assisted reform efforts fail or are slow to take place, which of the following would you attribute this to? (Choose no more than TWO)	Percentage of Respondents (Responses Combined; N=168)
The Government works inefficiently	37.5%
Lack of/inadequate levels of capacity in Government	30.4%
There is not an adequate level of citizen/civil society participation	25.0%
The World Bank Group is not sensitive enough to political/social realities on the ground	23.8%
Political pressures and obstacles	21.4%
Reforms are not well thought out in light of country challenges	16.7%
Poor donor coordination	11.9%
The World Bank Group works too slowly	8.3%
The World Bank Group does not do adequate follow through/follow-up	8.3%
Other	4.2%

**C. World Bank Group's Effectiveness and Results**

1. In your opinion, how IMPORTANT is it for the World Bank Group to be involved in the following areas of development in Paraguay? (1-Not important at all, 10-Very important)	Importance			
	N	DK	Mean	SD
1. Crime and violence	107	44	5.51	2.53
2. Financial markets	133	18	7.43	2.12
3. Transport (e.g., roads, bridges, transportation)	145	14	8.31	1.59
4. Anti corruption	140	21	8.24	1.82
5. Law and justice (e.g., judicial system)	124	30	7.44	2.44
6. Urban development	133	21	7.70	2.08
7. Environmental sustainability/management	137	18	8.00	1.95
8. Trade and exports	120	31	6.99	2.19
9. Information and communications technology	128	24	7.43	2.24
10. Poverty reduction	142	17	8.92	1.33
11. Gender equity	129	24	7.64	2.10
12. Private sector development	122	29	7.10	2.40
13. Foreign direct investment	116	34	7.36	2.18
14. Financial inclusion	124	29	7.86	2.10
15. Water and sanitation	140	17	8.46	1.66
16. Regulatory framework	130	22	7.45	1.90
17. Economic and sustainable growth	139	16	8.49	1.51
18. Energy	128	27	7.93	1.90
19. Disaster management	119	34	7.16	2.20
20. Public sector governance/reform (i.e., government effectiveness, public financial management, public expenditure, fiscal system reform)	136	20	8.40	1.67
21. Job creation/employment	134	22	7.89	2.02
22. Public transparency (e.g., access to public information)	139	15	8.17	1.73
23. Communicable/non-communicable diseases	116	35	6.43	2.47
24. Equality of opportunity (i.e., equity)	128	29	7.57	2.22
25. Social accountability	120	30	7.30	2.31
26. Social protection (e.g., pensions, targeted social assistance)	125	27	7.26	2.36
27. Rural development	135	19	8.06	1.83
28. Global/regional integration	122	27	7.55	2.02
29. Food security	124	26	7.52	2.01
30. Natural resource management (e.g., oil, gas, mining)	124	28	7.39	2.14
31. Health	124	29	8.09	2.02
32. Climate change (e.g., mitigation, adaptation)	131	22	7.92	2.01
33. Agricultural development/Agricultural risk management	128	26	7.90	1.95
34. Economic resilience (e.g., floods and droughts affecting economy)	123	32	7.56	2.16
35. Social inclusion (e.g., public services for the poor)	125	33	8.27	1.78
36. Education	132	24	8.54	1.88

**C. World Bank Group's Effectiveness and Results (continued)**

2. How EFFECTIVE do you believe the World Bank Group is in terms of the work it does in the following areas of development in Paraguay? (1-Not effective at all, 10-Very effective)	Effectiveness			
	N	DK	Mean	SD
1. Gender equity	29	126	6.24	2.28
2. Information and communications technology	45	108	7.22	1.76
3. Transport (e.g., roads, bridges, transportation)	76	79	7.50	1.57
4. Crime and violence	17	138	5.94	2.36
5. Law and justice (e.g., judicial system)	29	125	6.48	1.81
6. Financial inclusion	58	95	7.55	1.61
7. Urban development	45	107	7.56	1.63
8. Environmental sustainability/management	67	85	7.64	1.76
9. Regulatory framework	53	99	7.45	1.79
10. Communicable/non-communicable diseases	17	132	6.24	1.99
11. Poverty reduction	93	60	7.56	1.87
12. Anti corruption	64	87	7.20	1.90
13. Private sector development	33	117	7.30	1.79
14. Public transparency (e.g., access to public information)	78	75	7.58	1.78
15. Foreign direct investment	34	117	7.00	2.19
16. Water and sanitation	84	70	7.68	1.78
17. Trade and exports	29	121	7.34	1.72
18. Economic and sustainable growth	53	98	7.57	1.73
19. Social accountability	40	111	7.15	1.81
20. Health	44	103	7.34	1.74
21. Disaster management	31	119	7.10	2.06
22. Public sector governance/reform (i.e., government effectiveness, public financial management, public expenditure, fiscal system reform)	77	75	7.55	1.70
23. Job creation/employment	42	107	6.81	2.00
24. Financial markets	42	108	7.74	1.67
25. Equality of opportunity (i.e., equity)	40	105	6.95	1.84
26. Economic resilience (e.g., floods and droughts affecting economy)	38	112	6.74	2.20
27. Energy	54	96	7.67	1.74
28. Rural development	62	83	7.21	1.85
29. Global/regional integration	36	110	7.31	1.94
30. Social inclusion (e.g., public services for the poor)	51	97	7.55	1.85
31. Food security	38	110	7.53	1.98
32. Education	60	89	7.58	1.76
33. Social protection (e.g., pensions, targeted social assistance)	44	106	7.55	1.80
34. Climate change (e.g., mitigation, adaptation)	45	105	7.04	2.36
35. Agricultural development/Agricultural risk management	51	98	7.08	2.27
36. Natural resource management (e.g., oil, gas, mining)	30	118	6.97	2.34

**C. World Bank Group's Effectiveness and Results (continued)**

Achieving Development Results*	N	DK	Mean	SD
3. To what extent does the World Bank Group's work help to achieve development results in Paraguay? (1-To no degree at all, 10-To a very significant degree)	151	16	6.89	1.62

To what extent do you agree with the following statements about the World Bank Group in Paraguay? (1-Strongly disagree, 10-Strongly agree)	N	DK	Mean	SD
4. The World Bank Group's financial instruments (i.e., investment lending, Development Policy Loan, Trust Funds, Program 4 Result, etc.) meet the needs of Paraguay*	142	23	6.84	1.83
5. The World Bank Group meets Paraguay's needs for knowledge services (e.g., research, analysis, data, technical assistance)*	144	21	6.83	1.90

Reimbursable Advisory Services	N	DK	Mean	SD
6. To what extent do you believe that Paraguay received value for money from the World Bank Group's Reimbursable Advisory Services (RAS)? (1-To no degree at all, 10-To a very significant degree)	105	60	7.35	1.55

Measuring The World Bank Group's Work	N	DK	Mean	SD
7. To what extent do you believe the World Bank Group measures and corrects its work in real time in Paraguay? (1-To no degree at all, 10-To a very significant degree)	111	56	6.61	1.81

D. The World Bank Group's Knowledge Work and Activities

1. How frequently do you consult World Bank Group's knowledge work and activities in the work you do?	Percentage of Respondents (N=164)
Weekly	12.8%
Monthly	21.3%
A few times a year	41.5%
Rarely	22.0%
Never	2.4%

In Paraguay, to what extent do you believe that the World Bank Group's knowledge work and activities: (1-To no degree at all, 10-To a very significant degree)	Degree			
	N	DK	Mean	SD
2. Are timely	128	29	7.39	1.69
3. Include appropriate level of stakeholder involvement during preparation	106	50	6.73	2.13
4. Lead to practical solutions	122	35	6.90	1.92
5. Are accessible (well written and easy to understand)	135	22	7.10	1.97
6. Are source of relevant information on global good practices	127	31	7.28	2.15
7. Are adequately disseminated	120	36	6.47	2.16
8. Are translated enough into local language	128	30	6.90	2.22
9. Are adaptable to Paraguay's specific development challenges and country circumstances*	124	34	7.16	1.99

Overall Evaluations	N	DK	Mean	SD
10. Overall, how significant a contribution do you believe the World Bank Group's knowledge work and activities make to development results in your country?* (1-Not significant at all, 10-Very significant)	140	23	7.39	1.75
11. Overall, how would you rate the technical quality of the World Bank Group's knowledge work and activities?* (1-Very low technical quality, 10-Very high technical quality)	140	23	7.98	1.46

**E. Working with the World Bank Group**

To what extent do you agree/disagree with the following statements? (1-Strongly disagree, 10-Strongly agree)	Level of Agreement			
	N	DK	Mean	SD
1. The World Bank Group disburses funds promptly	104	56	7.05	2.01
2. The World Bank Group effectively monitors and evaluates the projects and programs it supports	129	31	7.22	1.98
3. The World Bank Group's approvals and reviews are done in a timely fashion	107	49	6.90	1.84
4. The World Bank Group's "Safeguard Policy" requirements are reasonable	90	68	7.37	1.99
5. The World Bank Group's conditions on its lending are reasonable	105	53	7.30	1.65
6. The World Bank Group takes decisions quickly in Paraguay*	111	47	6.59	2.08
7. Working with the World Bank Group increases Paraguay's institutional capacity	132	24	7.54	1.70
8. Where country systems (e.g., procurement, financial management, etc.) are adequate, the World Bank Group makes appropriate use of them*	87	69	7.63	1.66
9. The World Bank Group provides effective implementation support (i.e., supervision of projects)	115	42	7.19	2.13

WBG Promoting PPP in Paraguay	N	DK	Mean	SD
10. To what extent do you believe that the World Bank Group's work helps to find solutions that promote private public partnerships in Paraguay? (1-To no degree at all, 10-To a very significant degree)	99	64	6.89	1.72

11. Which of the following best describes the World Bank Group's support in Paraguay? (Select only ONE response)	Percentage of Respondents (N=160)
The World Bank Group is sufficiently selective and focuses on the most important development challenges in Paraguay	57.5%
The World Bank Group is not sufficiently selective in Paraguay, and it is involved in too many areas of development	11.3%
Don't know	31.3%

F. The Future Role of the World Bank Group in Paraguay

1. Which of the following SHOULD the World Bank Group do to make itself of greater value in Paraguay? (Choose no more than TWO)	Percentage of Respondents (Responses Combined; N=163)
Increase the level of capacity development in the country	30.1%
Support the capacity building at the operational level of the Government	30.1%
Reach out more to groups outside of Government	24.5%
Reduce the complexity of obtaining World Bank Group financing	22.1%
Offer more innovative financial products	15.3%
Provide more adequate data/knowledge/statistics/figures on Paraguay's economy	12.3%
Improve the quality of its experts as related to Paraguay's specific challenges	12.3%
Improve the competitiveness of its financing compared to markets (e.g., cost, timeliness, other terms)	7.4%
Collaborate more effectively with Government clients (e.g., national, state, local)	6.7%
Work faster	6.7%
Ensure greater selectivity in its work	6.1%
Respond to clients' needs timely and promptly	6.1%
Offer more innovative knowledge services	4.9%
Other	3.7%
Increase availability of Reimbursable Advisory Services (RAS)	1.8%

**F. The Future Role of the World Bank Group in Paraguay (continued)**

2. When considering the combination of services that the World Bank Group offers in Paraguay, and taking into account its limited level of resources, which ONE of the following do you believe the World Bank Group should offer more of in Paraguay? (Select only ONE response)	Percentage of Respondents (N=161)
The combination is appropriate for Paraguay	27.3%
Financial services	24.8%
Knowledge products	22.4%
Advisory services	13.7%
Don't know	8.1%
Convening services	3.1%
None of the above	0.6%

G. Communication and Information Sharing

1. How do you get most of your information about economic and social development issues in Paraguay? (Choose no more than TWO)	Percentage of Respondents (Responses Combined; N=163)
Internet	54.0%
Periodicals	34.4%
Local newspapers	29.4%
Social media (e.g., Facebook, blogs, Twitter, YouTube, Flickr)	24.5%
Conferences/seminars/workshops	23.9%
International newspapers	6.7%
Local television	4.9%
Local radio	4.9%
Debate groups	4.3%
Other	3.1%
International television	1.2%
International radio	0.0%

2. How would you prefer to receive information from the World Bank Group? (Choose no more than TWO)	Percentage of Respondents (Responses Combined; N=161)
World Bank Group's seminars/workshops/conferences/thematic round table discussions	52.8%
e-Newsletters	40.4%
Direct contact with World Bank Group (i.e., face to face meetings/discussions)	34.8%
World Bank Group's publications and other written materials	24.2%
World Bank Group's website	20.5%
Social media (e.g., Facebook, blogs, Twitter, YouTube, Flickr)	16.8%
Mobile phones	2.5%
Other	0.6%

3. Are you aware of the World Bank Group's Access to Information Policies under which the World Bank Group discloses any information in its possession that is not on a list of exceptions?	Percentage of Respondents (N=148)
Yes	32.4%
No	67.6%

**G. Communication and Information Sharing (continued)**

4. If yes, from which of the following sources did you learn about the World Bank Group's Access to Information Policies? (Select only ONE response)	Percentage of Respondents (N=58)
World Bank Group's website	32.8%
World Bank Group's seminars/workshops/conferences	29.3%
Colleagues/Friends/Peer organizations	19.0%
Other	8.6%
News/Media	6.9%
World Bank Group's e-Newsletters	3.4%

5. Have you requested information from the World Bank Group on its activities in the past year?	Percentage of Respondents (N=151)
Yes	29.1%
No	70.9%

6. Were you able to obtain this information?	Percentage of Respondents (N=44)
Yes	88.6%
No	11.4%

7. Do you have access to the Internet?	Percentage of Respondents (N=148)
Yes	99.3%
No	0.7%

8. Do you use/have you used the World Bank Group website?	Percentage of Respondents (N=149)
Yes	79.9%
No	20.1%

9. Do you currently consult the World Bank Group social media sites (e.g., Facebook, blogs, Twitter, YouTube, and Flickr)?	Percentage of Respondents (N=147)
Yes	29.9%
No	70.1%

10. Which Internet connection do you use primarily when visiting a World Bank Group website?	Percentage of Respondents (N=152)
High speed/WiFi	92.8%
Dial-up	7.2%

Please rate how much you agree with the following statements. (1-Strongly disagree, 10-Strongly agree)	Level of Agreement			
	N	DK	Mean	SD
11. I find the World Bank Group's websites easy to navigate	125	34	7.30	1.96
12. I find the information on the World Bank Group's websites useful	124	33	7.83	1.70
13. The World Bank Group's social media channels (e.g., blogs, Facebook, Twitter, YouTube, Flickr) are valuable sources of information about the institution	64	92	7.72	1.84
14. When I need information from the World Bank Group I know how to find it (e.g., whom to call, where to reach them, etc.)	137	20	7.57	2.29
15. The World Bank Group is responsive to my information requests and inquiries	101	55	8.00	2.06

**H. Background Information**

1. Which of the following best describes your current position? (Select only ONE response)	Percentage of Respondents (N=180)
Employee of a Ministry, Ministerial Department or Implementation Agency	27.2%
Project Management Unit (PMU) overseeing implementation of project/Consultant/Contractor working on World Bank Group supported project/program	17.8%
NGO/Community Based Organization	10.0%
Other	8.9%
Office of Minister	6.7%
Media (press, radio, TV, web, etc.)	6.7%
Bilateral/Multilateral Agency	5.6%
Private Sector Organization	3.9%
Independent Government Institution (i.e., Regulatory Agency, Central Bank/oversight institution)	3.3%
Academia/Research Institute/Think Tank	2.8%
Local Government Office or Staff	2.2%
Financial Sector/Private Bank	2.2%
Office of the President, Prime Minister	1.7%
Office of Parliamentarian	0.6%
Private Foundation	0.6%

2. Please identify the primary specialization of your work. (Select only ONE response)	Percentage of Respondents (N=182)
Other	17.6%
Water	10.4%
Finance and markets	10.4%
Generalist (specialized in multiple sectors)	8.2%
Macroeconomics and fiscal management	7.7%
Environment and natural resources	7.1%
Energy and extractives	6.6%
Urban, rural, and social development	6.0%
Education	5.5%
Governance	4.9%
Transport and ICT	3.8%
Poverty	3.8%
Trade and competitiveness	2.7%
Agriculture	2.7%
Public-private partnerships	1.1%
Social protection and labor	0.5%
Gender	0.5%

3. Currently, do you professionally collaborate/work with the World Bank Group (IBRD/IDA, IFC, or MIGA) in your country? (Select only ONE response)	Percentage of Respondents (N=180)
Yes	46.1%
No	53.9%

**H. Background Information (continued)**

4. Which of the following agencies of the World Bank Group do you primarily engage with in Paraguay? (Select only ONE response)	Percentage of Respondents (N=176)
The World Bank (IBRD/IDA)	88.1%
The International Finance Corporation (IFC)	3.4%
The Multilateral Investment Guarantee Agency (MIGA)	1.1%
Other	7.4%

5. Do your projects involve both the World Bank and the IFC?	Percentage of Respondents (N=160)
Yes	20.6%
No	79.4%

6. If yes, what was your view of how the two institutions work together in Paraguay? (Select only ONE response)	Percentage of Respondents (N=46)
The two institutions work well together	41.3%
The way the two institutions work together needs improvement	19.6%
The two institutions do not work well together	0.0%
Don't know	39.1%

7. Which of the following describes most of your exposure to the World Bank Group in Paraguay? (Choose no more than TWO)	Percentage of Respondents (Responses Combined; N=180)
Engage in World Bank Group related/sponsored events/activities	43.9%
Collaborate as part of my professional duties	41.7%
Use World Bank Group reports/data	28.9%
Use World Bank Group website for information, data, research, etc.	23.9%
Observer (i.e., follow in media, discuss in informal conversations, etc.)	22.8%

8. What's your gender?	Percentage of Respondents (N=180)
Female	39.4%
Male	60.6%

9. Which best represents your geographic location?	Percentage of Respondents (N=181)
Central Department	85.6%
Oriental Region	13.3%
Occidental Region	1.1%

Appendix B: Responses to All Questions by Stakeholder Groups¹⁷

- Office of President/Prime Minister/Minister N=15 ● Employee of a Ministry N=49 ● PMU/Consultant on WBG-supported Project N=32
- Bilateral/Multilateral Agency N=10 ● Private Sector/Financial Sector/Private Bank N=11 ● CSO N=19 ● Media N=12 ● Other N=32

A. General Issues facing Paraguay

In general, would you say that Paraguay is headed in ... ?*

Percentage of Respondents	Office of President/Prime Minister/Minister	Employee of a Ministry	PMU/Consultant	Bilateral/Multilateral Agency	Private Sector/Financial Sector/Private Bank	CSO	Media	Other
The right direction	100.0%	78.7%	71.4%	87.5%	70.0%	35.3%	58.3%	77.4%
The wrong direction	0.0%	2.1%	3.6%	0.0%	0.0%	35.3%	8.3%	6.5%
Not sure	0.0%	19.1%	25.0%	12.5%	30.0%	29.4%	33.3%	16.1%

*Significantly different between stakeholder groups

¹⁷ Only 180 respondents provided information about their current positions. Therefore, only these respondents were included in the across-stakeholder analysis presented in this appendix.



A. General Issues facing Paraguay (continued)

Listed below are a number of development priorities in Paraguay. Please identify which of the following you consider the most important development priorities in Paraguay?
(Choose no more than THREE)

Percentage of Respondents (Responses combined)	Office of President/Prime Minister/Minister	Employee of a Ministry	PMU/ Consultant	Bilateral/ Multilateral Agency	Private Sector/ Financial Sector/ Private Bank	CSO	Media	Other
Global/regional integration	20.0%	12.2%	3.2%	10.0%	9.1%	15.8%	8.3%	12.5%
Food security	0.0%	6.1%	3.2%	0.0%	9.1%	0.0%	8.3%	0.0%
Public sector governance/ reform	40.0%	30.6%	54.8%	70.0%	27.3%	36.8%	41.7%	46.9%
Social protection	0.0%	4.1%	0.0%	0.0%	9.1%	10.5%	0.0%	12.5%
Gender equity	0.0%	0.0%	0.0%	0.0%	0.0%	5.3%	0.0%	0.0%
Financial inclusion	6.7%	12.2%	0.0%	0.0%	18.2%	0.0%	8.3%	3.1%
Private sector development*	0.0%	12.2%	3.2%	0.0%	27.3%	0.0%	0.0%	0.0%
Foreign direct investment	13.3%	4.1%	3.2%	10.0%	9.1%	0.0%	8.3%	3.1%
Urban development	0.0%	2.0%	6.5%	10.0%	9.1%	0.0%	0.0%	0.0%
Energy	6.7%	8.2%	12.9%	0.0%	0.0%	0.0%	8.3%	3.1%
Job creation/employment	20.0%	12.2%	6.5%	20.0%	0.0%	10.5%	8.3%	12.5%
Public transparency	6.7%	8.2%	3.2%	10.0%	0.0%	21.1%	8.3%	9.4%
Rural development	13.3%	8.2%	12.9%	10.0%	0.0%	5.3%	16.7%	3.1%
Financial markets	6.7%	2.0%	0.0%	0.0%	0.0%	0.0%	0.0%	3.1%
Water and sanitation*	6.7%	22.4%	29.0%	0.0%	9.1%	10.5%	8.3%	3.1%
Social accountability	0.0%	2.0%	0.0%	0.0%	0.0%	5.3%	0.0%	0.0%
Environmental sustainability/management	6.7%	6.1%	19.4%	20.0%	18.2%	21.1%	8.3%	6.3%
Equality of opportunity*	0.0%	2.0%	3.2%	0.0%	9.1%	5.3%	25.0%	3.1%
Health	13.3%	14.3%	29.0%	0.0%	18.2%	10.5%	16.7%	15.6%
Climate change	0.0%	4.1%	3.2%	0.0%	0.0%	15.8%	0.0%	0.0%
Poverty reduction	53.3%	34.7%	22.6%	40.0%	27.3%	42.1%	16.7%	28.1%
Transport	6.7%	16.3%	16.1%	0.0%	27.3%	5.3%	16.7%	21.9%
Education	46.7%	30.6%	32.3%	30.0%	9.1%	10.5%	25.0%	46.9%
Agricultural development/Agricultural risk management	0.0%	0.0%	3.2%	0.0%	9.1%	5.3%	0.0%	0.0%
Social inclusion	0.0%	6.1%	3.2%	0.0%	0.0%	0.0%	8.3%	9.4%
Trade and exports	0.0%	0.0%	0.0%	0.0%	0.0%	0.0%	0.0%	0.0%
Crime and violence	0.0%	2.0%	0.0%	0.0%	0.0%	0.0%	0.0%	0.0%
Anti corruption*	6.7%	12.2%	9.7%	30.0%	9.1%	31.6%	8.3%	34.4%
Law and justice	6.7%	4.1%	6.5%	10.0%	9.1%	10.5%	8.3%	12.5%
Regulatory framework*	0.0%	0.0%	3.2%	0.0%	18.2%	0.0%	0.0%	3.1%
Economic resilience	0.0%	0.0%	0.0%	0.0%	0.0%	0.0%	0.0%	0.0%
Communicable/non-communicable diseases	0.0%	0.0%	0.0%	0.0%	0.0%	0.0%	0.0%	0.0%
Natural resource management	0.0%	0.0%	0.0%	0.0%	0.0%	0.0%	0.0%	0.0%
Economic and sustainable growth	20.0%	18.4%	3.2%	30.0%	0.0%	15.8%	25.0%	3.1%
Disaster management	0.0%	0.0%	0.0%	0.0%	0.0%	0.0%	0.0%	0.0%
Information and communications technology	0.0%	0.0%	3.2%	0.0%	0.0%	5.3%	0.0%	3.1%

*Significantly different between stakeholder groups

A. General Issues facing Paraguay (continued)

The World Bank Group has committed itself to twin goals: ending extreme poverty by 2030 and boosting shared prosperity. Poverty reduction is a broad term that encompasses work in many different areas. Which THREE areas of development listed below do you believe would contribute most to reducing poverty in Paraguay? (Choose no more than THREE)

Percentage of Respondents (Responses combined)	Office of President/Prime Minister/Minister	Employee of a Ministry	PMU/ Consultant	Bilateral/ Multilateral Agency	Private Sector/ Financial Sector/ Private Bank	CSO	Media	Other
Water and sanitation*	6.7%	22.4%	43.8%	0.0%	10.0%	21.1%	33.3%	15.6%
Equality of opportunity	20.0%	14.3%	6.3%	10.0%	10.0%	36.8%	25.0%	18.8%
Rural development	20.0%	32.7%	25.0%	30.0%	0.0%	10.5%	25.0%	21.9%
Climate change	0.0%	2.0%	3.1%	0.0%	0.0%	5.3%	0.0%	0.0%
Global/regional integration	6.7%	0.0%	0.0%	10.0%	0.0%	0.0%	0.0%	3.1%
Financial inclusion*	6.7%	18.4%	3.1%	0.0%	30.0%	5.3%	0.0%	3.1%
Gender equity	0.0%	2.0%	3.1%	0.0%	0.0%	5.3%	0.0%	0.0%
Economic and sustainable growth	13.3%	26.5%	18.8%	20.0%	20.0%	26.3%	16.7%	15.6%
Urban development	0.0%	2.0%	0.0%	0.0%	0.0%	5.3%	0.0%	0.0%
Regulatory framework	0.0%	2.0%	3.1%	0.0%	10.0%	0.0%	0.0%	0.0%
Social accountability	0.0%	0.0%	0.0%	10.0%	0.0%	10.5%	0.0%	3.1%
Social protection	6.7%	2.0%	6.3%	10.0%	20.0%	0.0%	0.0%	9.4%
Law and justice	6.7%	2.0%	0.0%	0.0%	20.0%	10.5%	16.7%	6.3%
Transport	6.7%	8.2%	6.3%	10.0%	20.0%	0.0%	16.7%	6.3%
Economic resilience	0.0%	2.0%	0.0%	0.0%	0.0%	0.0%	0.0%	0.0%
Crime and violence	0.0%	0.0%	0.0%	0.0%	0.0%	0.0%	0.0%	0.0%
Communicable/non-communicable diseases	0.0%	0.0%	0.0%	0.0%	0.0%	0.0%	0.0%	0.0%
Information and communications technology	0.0%	2.0%	6.3%	0.0%	0.0%	0.0%	0.0%	0.0%
Anti corruption	33.3%	36.7%	18.8%	30.0%	50.0%	31.6%	16.7%	28.1%
Education	46.7%	46.9%	40.6%	50.0%	50.0%	36.8%	50.0%	56.3%
Foreign direct investment	20.0%	4.1%	3.1%	10.0%	10.0%	0.0%	0.0%	3.1%
Energy	0.0%	4.1%	6.3%	0.0%	0.0%	0.0%	0.0%	0.0%
Public sector governance/reform*	20.0%	8.2%	34.4%	50.0%	10.0%	21.1%	0.0%	15.6%
Public transparency	6.7%	4.1%	3.1%	0.0%	0.0%	0.0%	8.3%	3.1%
Private sector development	0.0%	8.2%	0.0%	0.0%	10.0%	0.0%	0.0%	3.1%
Natural resource management	0.0%	2.0%	0.0%	0.0%	0.0%	10.5%	0.0%	0.0%
Environmental sustainability/management*	0.0%	2.0%	18.8%	0.0%	0.0%	15.8%	0.0%	3.1%
Health	20.0%	6.1%	15.6%	0.0%	0.0%	10.5%	16.7%	28.1%
Social inclusion	6.7%	6.1%	6.3%	30.0%	10.0%	21.1%	16.7%	18.8%
Agricultural development/Agricultural risk management	13.3%	2.0%	3.1%	0.0%	10.0%	5.3%	0.0%	3.1%
Disaster management	0.0%	0.0%	0.0%	0.0%	0.0%	0.0%	0.0%	0.0%
Job creation/employment	40.0%	28.6%	21.9%	30.0%	0.0%	10.5%	25.0%	28.1%
Financial markets	0.0%	0.0%	0.0%	0.0%	0.0%	0.0%	0.0%	0.0%
Trade and exports	0.0%	2.0%	0.0%	0.0%	10.0%	0.0%	0.0%	0.0%
Food security*	0.0%	0.0%	3.1%	0.0%	0.0%	0.0%	25.0%	6.3%

*Significantly different between stakeholder groups

A. General Issues facing Paraguay (continued)

The World Bank Group's "Shared Prosperity" goal captures two key elements, economic growth and equity. It will seek to foster income growth among the bottom 40 percent of a country's population. Improvement in the Shared Prosperity Indicator requires growth and well-being of the less well-off. When thinking about the idea of "shared prosperity" in your country, which of the following TWO best illustrate how this would be achieved in Paraguay? (Choose no more than TWO)

Percentage of Respondents (Responses combined)	Office of President/Prime Minister/Minister	Employee of a Ministry	PMU/ Consultant	Bilateral/ Multilateral Agency	Private Sector/ Financial Sector/ Private Bank	CSO	Media	Other
Consistent economic growth*	53.3%	38.8%	10.0%	0.0%	45.5%	16.7%	18.2%	27.6%
More reliable social safety net	0.0%	4.1%	3.3%	22.2%	9.1%	11.1%	0.0%	10.3%
Greater access to micro-finance for the poor	20.0%	20.4%	13.3%	11.1%	27.3%	0.0%	27.3%	3.4%
Strengthening resilience to risk and volatility	0.0%	4.1%	6.7%	0.0%	0.0%	0.0%	0.0%	3.4%
Greater voice and participation for citizens to help ensure greater accountability	0.0%	10.2%	10.0%	11.1%	0.0%	22.2%	18.2%	10.3%
Better agricultural risk management	0.0%	4.1%	0.0%	0.0%	9.1%	0.0%	0.0%	3.4%
Greater access to health and nutrition for citizens	6.7%	12.2%	13.3%	0.0%	9.1%	22.2%	27.3%	24.1%
Better entrepreneurial opportunities	13.3%	10.2%	23.3%	33.3%	9.1%	0.0%	9.1%	6.9%
A growing middle class	6.7%	2.0%	3.3%	0.0%	0.0%	0.0%	0.0%	3.4%
Better opportunity for the poor who live in rural areas	13.3%	16.3%	20.0%	11.1%	0.0%	22.2%	9.1%	13.8%
Better opportunity for the poor who live in urban areas	6.7%	2.0%	0.0%	0.0%	9.1%	11.1%	0.0%	3.4%
Better access to quality public services for the poor	6.7%	12.2%	3.3%	11.1%	0.0%	5.6%	9.1%	10.3%
Better employment opportunities for young people	13.3%	8.2%	13.3%	11.1%	0.0%	11.1%	0.0%	10.3%
Better employment opportunities for women	0.0%	2.0%	6.7%	11.1%	0.0%	11.1%	0.0%	3.4%
Greater private investment in logistics projects	6.7%	2.0%	0.0%	0.0%	0.0%	0.0%	0.0%	0.0%
Greater equity of fiscal policy	13.3%	4.1%	6.7%	0.0%	18.2%	16.7%	27.3%	3.4%
Education and training that better ensure job opportunity	33.3%	40.8%	53.3%	77.8%	36.4%	33.3%	36.4%	62.1%
Better quality public services	6.7%	4.1%	10.0%	0.0%	18.2%	16.7%	9.1%	0.0%
Other	0.0%	0.0%	3.3%	0.0%	0.0%	0.0%	0.0%	0.0%

*Significantly different between stakeholder groups

Do you think the gap between the rich and the poor is a very big problem, a moderately big problem, a small problem, or not a problem at all in Paraguay? (Select only ONE response)

Percentage of Respondents	Office of President/Prime Minister/Minister	Employee of a Ministry	PMU/ Consultant	Bilateral/ Multilateral Agency	Private Sector/ Financial Sector/ Private Bank	CSO	Media	Other
A very big problem	46.7%	64.6%	62.5%	80.0%	50.0%	88.9%	80.0%	62.1%
A moderately big problem	46.7%	25.0%	34.4%	20.0%	50.0%	11.1%	20.0%	31.0%
A small problem	6.7%	6.3%	0.0%	0.0%	0.0%	0.0%	0.0%	6.9%
Not a problem at all	0.0%	4.2%	0.0%	0.0%	0.0%	0.0%	0.0%	0.0%
Don't know	0.0%	0.0%	3.1%	0.0%	0.0%	0.0%	0.0%	0.0%

**A. General Issues facing Paraguay (continued)**

In your view, is global climate change a very serious problem, somewhat serious, not too serious, or not a problem? (Select only ONE response)

Percentage of Respondents	Office of President/Prime Minister/Minister	Employee of a Ministry	PMU/ Consultant	Bilateral/ Multilateral Agency	Private Sector/ Financial Sector/ Private Bank	CSO	Media	Other
A very serious problem	60.0%	69.4%	71.9%	80.0%	60.0%	72.2%	90.9%	80.0%
A somewhat serious problem	20.0%	26.5%	28.1%	20.0%	40.0%	27.8%	9.1%	20.0%
Not too serious problem	20.0%	4.1%	0.0%	0.0%	0.0%	0.0%	0.0%	0.0%
Not a problem	0.0%	0.0%	0.0%	0.0%	0.0%	0.0%	0.0%	0.0%
Don't know	0.0%	0.0%	0.0%	0.0%	0.0%	0.0%	0.0%	0.0%

B. Overall Attitudes toward the World Bank Group

How familiar are you with the work of these organizations in Paraguay? (1-Not familiar at all, 10-Extremely familiar)

	Office of President/Prime Minister/Minister			Employee of a Ministry			PMU/Consultant			Bilateral/Multilateral Agency			Private Sector/Financial Sector/Private Bank			CSO			Media			Other		
	N	Mean	SD	N	Mean	SD	N	Mean	SD	N	Mean	SD	N	Mean	SD	N	Mean	SD	N	Mean	SD	N	Mean	SD
World Bank Group (WBG)*	13	6.69	1.55	48	7.79	1.62	31	7.39	1.76	10	7.10	2.02	10	6.20	2.04	17	6.00	2.60	11	6.45	1.97	30	6.90	2.06
Inter-American Development Bank (IDB/BID)	14	7.64	1.39	45	7.44	1.83	31	6.39	2.51	10	7.00	1.63	10	6.50	2.22	17	6.65	2.32	11	6.27	2.00	30	6.87	1.80
Latin American Development Bank (CAF)*	14	6.71	1.38	45	5.22	2.73	32	4.84	2.57	9	6.33	2.60	9	5.44	2.96	17	3.76	2.88	11	4.09	2.26	30	4.93	2.36

*Significantly different between stakeholder groups

Overall, please rate your impression of the effectiveness of these organizations in Paraguay. (1-Not effective at all, 10-Extremely effective)

	Office of President/Prime Minister/Minister			Employee of a Ministry			PMU/Consultant			Bilateral/Multilateral Agency			Private Sector/Financial Sector/Private Bank			CSO			Media			Other		
	N	Mean	SD	N	Mean	SD	N	Mean	SD	N	Mean	SD	N	Mean	SD	N	Mean	SD	N	Mean	SD	N	Mean	SD
World Bank Group (WBG)*	13	6.92	1.55	46	7.74	1.27	30	7.13	1.33	9	6.67	1.58	8	6.25	1.58	15	5.53	2.26	10	6.30	2.06	27	7.26	1.65
Inter-American Development Bank (IDB/BID)	14	7.50	1.09	43	7.51	1.55	30	7.33	1.79	8	7.00	1.60	9	6.67	1.94	14	6.00	2.15	10	6.30	2.00	26	7.38	1.44
Latin American Development Bank (CAF)*	14	7.07	1.59	29	6.45	1.78	20	6.40	1.90	6	6.33	1.03	5	4.20	0.84	10	4.60	2.84	9	4.89	2.32	18	6.56	1.25

*Significantly different between stakeholder groups

	Office of President/Prime Minister/Minister			Employee of a Ministry			PMU/Consultant			Bilateral/Multilateral Agency			Private Sector/Financial Sector/Private Bank			CSO			Media			Other		
	N	Mean	SD	N	Mean	SD	N	Mean	SD	N	Mean	SD	N	Mean	SD	N	Mean	SD	N	Mean	SD	N	Mean	SD
To what extent do you believe the World Bank Group's staff is well prepared (e.g., skills and knowledge) to help Paraguay solve its most complicated development challenges?	14	8.14	1.23	46	8.00	1.32	28	7.96	1.62	9	8.11	2.09	10	8.10	1.29	12	6.33	2.67	9	7.11	1.96	25	8.00	1.68

(1-To no degree at all, 10-To a very significant degree)



B. Overall Attitudes toward the World Bank Group (continued)

When thinking about how the World Bank Group can have the most impact on development results in Paraguay, in which sectoral areas do you believe the World Bank Group should focus most of its resources (financial and knowledge services) in Paraguay? (Choose no more than THREE)

Percentage of Respondents (Responses combined)	Office of President/Prime Minister/Minister	Employee of a Ministry	PMU/ Consultant	Bilateral/ Multilateral Agency	Private Sector/ Financial Sector/ Private Bank	CSO	Media	Other
Health	21.4%	16.7%	25.8%	0.0%	9.1%	11.8%	36.4%	13.3%
Crime and violence	0.0%	4.2%	0.0%	0.0%	0.0%	0.0%	0.0%	0.0%
Transport	14.3%	16.7%	32.3%	40.0%	27.3%	5.9%	36.4%	16.7%
Agricultural development/Agricultural risk management	7.1%	14.6%	6.5%	10.0%	9.1%	0.0%	18.2%	6.7%
Global/regional integration	0.0%	2.1%	3.2%	10.0%	0.0%	0.0%	0.0%	3.3%
Job creation/employment	21.4%	14.6%	6.5%	10.0%	9.1%	11.8%	9.1%	6.7%
Public sector governance/ reform	35.7%	37.5%	35.5%	50.0%	18.2%	29.4%	36.4%	36.7%
Social protection	0.0%	4.2%	3.2%	0.0%	9.1%	0.0%	0.0%	6.7%
Financial inclusion*	21.4%	22.9%	6.5%	10.0%	27.3%	0.0%	0.0%	3.3%
Rural development	14.3%	12.5%	9.7%	10.0%	9.1%	5.9%	27.3%	6.7%
Social accountability	0.0%	2.1%	0.0%	0.0%	9.1%	5.9%	0.0%	3.3%
Foreign direct investment	0.0%	2.1%	6.5%	0.0%	0.0%	0.0%	0.0%	3.3%
Education	35.7%	22.9%	32.3%	10.0%	27.3%	11.8%	27.3%	50.0%
Energy	0.0%	8.3%	9.7%	0.0%	0.0%	0.0%	0.0%	3.3%
Gender equity	0.0%	0.0%	0.0%	0.0%	0.0%	5.9%	0.0%	0.0%
Financial markets	7.1%	0.0%	0.0%	0.0%	0.0%	0.0%	0.0%	0.0%
Economic resilience*	0.0%	0.0%	0.0%	20.0%	0.0%	5.9%	0.0%	3.3%
Urban development	7.1%	4.2%	6.5%	0.0%	9.1%	0.0%	0.0%	0.0%
Environmental sustainability/management	7.1%	4.2%	19.4%	10.0%	18.2%	23.5%	9.1%	10.0%
Economic and sustainable growth	28.6%	20.8%	3.2%	20.0%	36.4%	11.8%	18.2%	16.7%
Private sector development	0.0%	2.1%	3.2%	10.0%	9.1%	0.0%	0.0%	3.3%
Water and sanitation	7.1%	22.9%	38.7%	0.0%	9.1%	17.6%	27.3%	13.3%
Food security	0.0%	2.1%	0.0%	0.0%	0.0%	0.0%	9.1%	3.3%
Climate change	0.0%	6.3%	3.2%	10.0%	0.0%	5.9%	0.0%	0.0%
Information and communications technology	0.0%	2.1%	3.2%	20.0%	0.0%	11.8%	9.1%	0.0%
Trade and exports	7.1%	2.1%	0.0%	0.0%	0.0%	0.0%	0.0%	0.0%
Equality of opportunity	0.0%	2.1%	6.5%	0.0%	0.0%	11.8%	9.1%	13.3%
Public transparency	7.1%	2.1%	6.5%	0.0%	9.1%	11.8%	0.0%	16.7%
Law and justice	7.1%	2.1%	6.5%	10.0%	18.2%	11.8%	0.0%	3.3%
Social inclusion	0.0%	6.3%	0.0%	0.0%	0.0%	5.9%	0.0%	3.3%
Regulatory framework	7.1%	0.0%	3.2%	0.0%	9.1%	0.0%	0.0%	3.3%
Communicable/non-communicable diseases	0.0%	0.0%	0.0%	0.0%	0.0%	0.0%	0.0%	0.0%
Natural resource management	0.0%	0.0%	0.0%	0.0%	0.0%	0.0%	0.0%	0.0%
Poverty reduction	28.6%	27.1%	16.1%	40.0%	27.3%	35.3%	9.1%	23.3%
Anti corruption*	7.1%	8.3%	3.2%	10.0%	0.0%	52.9%	9.1%	20.0%
Disaster management	0.0%	2.1%	0.0%	0.0%	0.0%	0.0%	0.0%	0.0%

*Significantly different between stakeholder groups

B. Overall Attitudes toward the World Bank Group (continued)

When thinking about the World Bank Group's role, which activity do you believe is of greatest VALUE and which activity is of second greatest value in Paraguay?

Greatest Value Percentage of Respondents	Office of President/Prime Minister/Minister	Employee of a Ministry	PMU/ Consultant	Bilateral/ Multilateral Agency	Private Sector/ Financial Sector/ Private Bank	CSO	Media	Other
Policy advice, studies, analyses	46.2%	26.1%	15.6%	30.0%	36.4%	6.7%	18.2%	23.3%
Data and statistics*	7.7%	0.0%	3.1%	0.0%	0.0%	20.0%	9.1%	0.0%
Convening/Facilitating	0.0%	0.0%	3.1%	0.0%	0.0%	6.7%	0.0%	0.0%
Financial resources	15.4%	28.3%	37.5%	10.0%	18.2%	13.3%	27.3%	40.0%
Capacity development	7.7%	15.2%	0.0%	30.0%	27.3%	20.0%	0.0%	16.7%
Technical assistance	23.1%	15.2%	12.5%	10.0%	9.1%	0.0%	36.4%	13.3%
Help to bring discipline/effective supervision to implementation of investment projects	0.0%	15.2%	25.0%	10.0%	9.1%	20.0%	9.1%	3.3%
Mobilizing third party financial resources	0.0%	0.0%	3.1%	0.0%	0.0%	0.0%	0.0%	0.0%
Donor coordination	0.0%	0.0%	0.0%	0.0%	0.0%	0.0%	0.0%	0.0%
Linkage to non-Bank expertise	0.0%	0.0%	0.0%	10.0%	0.0%	6.7%	0.0%	3.3%
Other	0.0%	0.0%	0.0%	0.0%	0.0%	6.7%	0.0%	0.0%

*Significantly different between stakeholder groups

2 nd Greatest Value Percentage of Respondents	Office of President/Prime Minister/Minister	Employee of a Ministry	PMU/ Consultant	Bilateral/ Multilateral Agency	Private Sector/ Financial Sector/ Private Bank	CSO	Media	Other
Policy advice, studies, analyses	15.4%	32.6%	18.8%	10.0%	18.2%	18.8%	27.3%	13.8%
Data and statistics	7.7%	2.2%	3.1%	10.0%	0.0%	0.0%	0.0%	3.4%
Convening/Facilitating*	7.7%	0.0%	0.0%	20.0%	9.1%	0.0%	0.0%	0.0%
Financial resources	23.1%	30.4%	18.8%	10.0%	45.5%	6.3%	27.3%	27.6%
Capacity development	0.0%	8.7%	18.8%	0.0%	0.0%	25.0%	0.0%	13.8%
Technical assistance	15.4%	17.4%	25.0%	30.0%	18.2%	18.8%	36.4%	17.2%
Help to bring discipline/effective supervision to implementation of investment projects	30.8%	4.3%	12.5%	20.0%	0.0%	18.8%	9.1%	20.7%
Mobilizing third party financial resources	0.0%	0.0%	3.1%	0.0%	0.0%	0.0%	0.0%	3.4%
Donor coordination	0.0%	0.0%	0.0%	0.0%	0.0%	6.3%	0.0%	0.0%
Linkage to non-Bank expertise	0.0%	2.2%	0.0%	0.0%	9.1%	0.0%	0.0%	0.0%
Other	0.0%	2.2%	0.0%	0.0%	0.0%	6.3%	0.0%	0.0%

*Significantly different between stakeholder groups



B. Overall Attitudes toward the World Bank Group (continued)

Which of the following do you identify as the World Bank Group's greatest WEAKNESSES in its work in Paraguay? (Choose no more than TWO)

Percentage of Respondents (Responses combined)	Office of President/Prime Minister/Minister	Employee of a Ministry	PMU/ Consultant	Bilateral/ Multilateral Agency	Private Sector/ Financial Sector/ Private Bank	CSO	Media	Other
Too influenced by developed countries	7.1%	16.7%	0.0%	22.2%	9.1%	0.0%	9.1%	6.9%
Not exploring alternative policy options	7.1%	2.1%	6.3%	0.0%	18.2%	0.0%	0.0%	3.4%
Not collaborating enough with stakeholders outside the Government*	28.6%	8.3%	0.0%	0.0%	27.3%	58.8%	18.2%	13.8%
Its advice and strategies do not lend themselves to practical problem solving	7.1%	10.4%	15.6%	0.0%	18.2%	11.8%	0.0%	3.4%
Not enough public disclosure of its work	21.4%	14.6%	18.8%	11.1%	18.2%	29.4%	27.3%	37.9%
Arrogant in its approach	0.0%	2.1%	3.1%	0.0%	9.1%	5.9%	0.0%	0.0%
Not client focused	7.1%	6.3%	9.4%	11.1%	0.0%	0.0%	0.0%	10.3%
The credibility of its knowledge/data	0.0%	2.1%	0.0%	0.0%	0.0%	0.0%	0.0%	0.0%
Not exploring alternatives at sub-national level	14.3%	4.2%	9.4%	0.0%	0.0%	11.8%	0.0%	6.9%
World Bank Group's processes too complex	21.4%	14.6%	31.3%	0.0%	0.0%	29.4%	9.1%	10.3%
Not willing to honestly criticize policies and reform efforts in the country	0.0%	6.3%	6.3%	11.1%	0.0%	11.8%	27.3%	13.8%
Staff too inaccessible	0.0%	2.1%	15.6%	0.0%	0.0%	5.9%	0.0%	3.4%
Imposing technocratic solutions without regard to political realities	14.3%	6.3%	3.1%	22.2%	9.1%	0.0%	0.0%	10.3%
World Bank Group's processes too slow	28.6%	33.3%	34.4%	33.3%	18.2%	11.8%	9.1%	20.7%
Not aligned with other donors' work	7.1%	8.3%	3.1%	11.1%	9.1%	5.9%	0.0%	10.3%
Not aligned with country priorities	0.0%	2.1%	3.1%	0.0%	0.0%	0.0%	9.1%	3.4%
Not adequately sensitive to political/social realities in Paraguay	14.3%	20.8%	12.5%	0.0%	27.3%	0.0%	18.2%	17.2%
Other*	0.0%	0.0%	9.4%	22.2%	0.0%	0.0%	0.0%	3.4%
Don't know	0.0%	10.4%	0.0%	11.1%	9.1%	5.9%	27.3%	3.4%

*Significantly different between stakeholder groups

Which World Bank Group's instruments do you believe are the MOST effective in reducing poverty in Paraguay? (Choose no more than TWO)

Percentage of Respondents (Responses combined)	Office of President/Prime Minister/Minister	Employee of a Ministry	PMU/ Consultant	Bilateral/ Multilateral Agency	Private Sector/ Financial Sector/ Private Bank	CSO	Media	Other
Trust Fund management	7.1%	6.4%	6.3%	0.0%	0.0%	12.5%	0.0%	3.3%
Knowledge products/services	21.4%	4.3%	18.8%	0.0%	9.1%	6.3%	0.0%	10.0%
Capacity development	21.4%	23.4%	25.0%	30.0%	45.5%	43.8%	9.1%	23.3%
Technical assistance	50.0%	44.7%	53.1%	50.0%	27.3%	25.0%	54.5%	36.7%
Investment lending	57.1%	74.5%	59.4%	80.0%	45.5%	43.8%	81.8%	60.0%
Policy based lending / budget support to the Government	21.4%	21.3%	15.6%	30.0%	45.5%	25.0%	18.2%	30.0%
Multi-sectoral approaches	14.3%	8.5%	9.4%	10.0%	9.1%	6.3%	9.1%	10.0%
Other	0.0%	0.0%	0.0%	0.0%	0.0%	6.3%	0.0%	3.3%
Don't know	0.0%	4.3%	0.0%	0.0%	0.0%	12.5%	9.1%	6.7%



B. Overall Attitudes toward the World Bank Group (continued)

To what extent do you believe that the World Bank Group's work and support help the poorest in Paraguay?* (Select only ONE response)

Percentage of Respondents	Office of President/Prime Minister/Minister	Employee of a Ministry	PMU/Consultant	Bilateral/Multilateral Agency	Private Sector/Financial Sector/Private Bank	CSO	Media	Other
To a fully sufficient degree	0.0%	4.3%	3.1%	22.2%	0.0%	0.0%	9.1%	3.6%
To a somewhat sufficient degree	28.6%	44.7%	28.1%	22.2%	9.1%	12.5%	18.2%	28.6%
To a somewhat insufficient degree	64.3%	27.7%	59.4%	55.6%	81.8%	37.5%	36.4%	42.9%
To a very insufficient degree	0.0%	6.4%	3.1%	0.0%	0.0%	25.0%	0.0%	7.1%
Don't know	7.1%	17.0%	6.3%	0.0%	9.1%	25.0%	36.4%	17.9%

*Significantly different between stakeholder groups

In addition to the regular relations with the national government, which TWO of the following groups should the World Bank Group collaborate with more in your country? (Choose no more than TWO)

Percentage of Respondents (Responses combined)	Office of President/Prime Minister/Minister	Employee of a Ministry	PMU/Consultant	Bilateral/Multilateral Agency	Private Sector/Financial Sector/Private Bank	CSO	Media	Other
Parliament	14.3%	12.8%	6.3%	30.0%	27.3%	6.3%	0.0%	16.7%
Donor community	7.1%	4.3%	6.3%	20.0%	0.0%	0.0%	0.0%	3.3%
Media	7.1%	6.4%	3.1%	0.0%	0.0%	6.3%	18.2%	3.3%
Local Government	64.3%	57.4%	40.6%	60.0%	36.4%	56.3%	27.3%	56.7%
Private sector*	21.4%	23.4%	34.4%	0.0%	54.5%	0.0%	9.1%	13.3%
Academia/think tanks/research institutes	21.4%	31.9%	37.5%	10.0%	27.3%	18.8%	54.5%	36.7%
NGOs/Community Based Organizations (CBOs)*	21.4%	17.0%	25.0%	40.0%	0.0%	93.8%	27.3%	40.0%
Youth/university groups	28.6%	23.4%	21.9%	0.0%	27.3%	6.3%	45.5%	20.0%
Beneficiaries*	7.1%	10.6%	3.1%	40.0%	9.1%	0.0%	0.0%	10.0%
Foundations	0.0%	6.4%	0.0%	0.0%	18.2%	6.3%	0.0%	0.0%
Other	0.0%	0.0%	3.1%	0.0%	0.0%	6.3%	0.0%	0.0%
Don't know	0.0%	0.0%	3.1%	0.0%	0.0%	0.0%	9.1%	0.0%

*Significantly different between stakeholder groups

To what extent do you agree with the following statements about the World Bank Group's work in Paraguay? (1-Strongly disagree, 10-Strongly agree)

	Office of President/Prime Minister/Minister			Employee of a Ministry			PMU/Consultant			Bilateral/Multilateral Agency			Private Sector/Financial Sector/Private Bank			CSO			Media			Other		
	N	Mean	SD	N	Mean	SD	N	Mean	SD	N	Mean	SD	N	Mean	SD	N	Mean	SD	N	Mean	SD	N	Mean	SD
Overall the World Bank Group currently plays a relevant role in development in Paraguay*	13	6.54	1.90	44	7.16	1.68	28	7.00	1.63	10	7.40	2.07	10	5.90	1.60	15	5.00	2.51	10	6.00	1.49	27	6.96	1.37
The World Bank Group's work is aligned with what I consider the development priorities for Paraguay*	14	6.50	1.45	45	7.47	1.38	31	7.42	1.50	8	8.13	1.64	10	6.10	1.85	14	5.43	2.87	10	5.60	2.07	26	7.12	1.24

*Significantly different between stakeholder groups

B. Overall Attitudes toward the World Bank Group (continued)

To what extent is the World Bank Group an effective development partner in Paraguay, in terms of each of the following? (1-To no degree at all, 10-To a very significant degree)

	Office of President/Prime Minister/Minister			Employee of a Ministry			PMU/Consultant			Bilateral/Multilateral Agency			Private Sector/Financial Sector/Private Bank			CSO			Media			Other		
	N	Mean	SD	N	Mean	SD	N	Mean	SD	N	Mean	SD	N	Mean	SD	N	Mean	SD	N	Mean	SD	N	Mean	SD
Responsiveness to needs	13	6.62	1.71	36	7.08	1.79	30	6.73	1.62	7	7.43	2.23	8	5.63	2.07	9	5.44	2.07	7	6.14	1.77	26	6.62	2.08
Flexibility (in terms of the institution's products and services)	14	6.00	1.52	37	6.84	1.40	28	6.25	1.82	8	6.00	2.45	7	6.00	1.83	8	5.00	2.39	6	6.50	1.87	19	6.21	1.81
Flexibility (in terms of changing country circumstances)	14	6.00	1.52	38	6.97	1.67	27	6.37	1.76	6	7.00	1.67	7	5.86	1.86	9	5.44	2.19	6	6.83	2.04	20	6.45	1.67
Being inclusive*	14	6.43	1.65	37	7.35	1.27	26	6.62	1.60	6	7.83	1.83	7	6.43	2.57	9	5.33	2.18	8	6.38	1.77	18	7.11	1.32
Openness (sharing data and other information)	14	6.93	1.90	39	7.62	1.46	28	6.86	2.19	8	8.75	2.05	7	6.71	2.87	9	6.67	2.60	9	7.11	2.42	25	7.64	1.93
Collaboration with the Government	14	7.21	1.76	40	8.00	1.57	30	7.93	1.39	8	8.75	1.58	7	7.14	1.07	12	6.83	2.21	9	8.00	2.40	27	7.85	1.29
The speed in which it gets things accomplished on the ground	14	6.00	1.30	36	6.36	1.50	29	6.07	1.67	5	6.00	2.35	6	5.17	2.14	10	4.70	1.95	7	6.14	2.79	21	6.48	1.63
Ease of access to the people at the World Bank Group who are making decisions important to my work*	14	6.86	1.79	38	7.21	1.86	29	6.79	2.44	8	9.63	0.52	7	5.57	2.15	12	4.25	2.63	7	5.86	3.44	25	7.04	2.51
Collaboration with civil society*	11	5.73	1.49	31	6.81	1.74	25	6.28	2.30	5	8.60	1.52	8	5.50	1.20	14	3.43	2.14	7	7.00	2.31	17	6.59	1.54
Staff accessibility*	14	6.43	1.79	40	7.38	1.29	30	6.73	2.24	7	8.57	1.90	7	5.71	2.43	13	4.69	2.95	7	6.71	2.63	26	6.96	2.14
Collaboration with other donors and development partners*	12	6.17	1.80	27	7.44	1.28	24	6.88	1.96	8	8.63	1.77	5	7.40	1.34	8	5.63	2.72	5	6.40	3.21	19	6.89	1.52
Collaboration with the private sector	11	6.27	1.79	22	7.05	1.09	22	7.09	1.63	2	8.50	0.71	8	5.75	2.19	7	6.00	2.00	7	6.57	2.99	13	6.62	1.71
Straightforwardness and honesty	13	7.46	1.90	38	8.08	0.94	26	8.04	1.84	7	8.86	2.61	6	7.67	2.58	8	7.38	2.50	7	7.14	2.34	23	7.96	2.31
Treating clients and stakeholders in Paraguay with respect	13	7.38	1.76	37	8.00	1.39	28	7.89	1.50	7	9.00	2.65	5	7.00	2.55	9	7.11	2.15	6	7.67	2.07	23	8.30	2.12
Being a long-term partner	14	7.07	1.73	36	8.50	1.13	26	8.00	1.55	7	8.14	3.34	6	8.00	1.41	8	6.13	4.05	5	7.60	2.30	25	7.88	2.22

*Significantly different between stakeholder groups

When World Bank Group assisted reform efforts fail or are slow to take place, which of the following would you attribute this to? (Choose no more than TWO)

Percentage of Respondents (Responses combined)	Office of President/Prime Minister/Minister	Employee of a Ministry	PMU/Consultant	Bilateral/Multilateral Agency	Private Sector/Financial Sector/Private Bank	CSO	Media	Other
The Government works inefficiently*	28.6%	35.6%	38.7%	75.0%	45.5%	12.5%	80.0%	30.0%
Poor donor coordination	14.3%	13.3%	19.4%	0.0%	9.1%	18.8%	0.0%	6.7%
The World Bank Group is not sensitive enough to political/social realities on the ground	35.7%	22.2%	29.0%	12.5%	18.2%	25.0%	20.0%	23.3%
Lack of/inadequate levels of capacity in Government	28.6%	22.2%	41.9%	50.0%	9.1%	18.8%	40.0%	36.7%
There is not an adequate level of citizen/civil society participation	7.1%	26.7%	22.6%	0.0%	27.3%	50.0%	20.0%	26.7%
The World Bank Group works too slowly	0.0%	8.9%	3.2%	0.0%	18.2%	18.8%	0.0%	10.0%
The World Bank Group does not do adequate follow through/follow-up	28.6%	6.7%	9.7%	0.0%	0.0%	0.0%	0.0%	13.3%
Political pressures and obstacles	28.6%	26.7%	12.9%	25.0%	9.1%	6.3%	30.0%	30.0%
Reforms are not well thought out in light of country challenges	21.4%	22.2%	16.1%	12.5%	27.3%	25.0%	10.0%	3.3%
Other	0.0%	2.2%	3.2%	12.5%	9.1%	6.3%	0.0%	6.7%

*Significantly different between stakeholder groups



C. World Bank Group's Effectiveness and Results

In your opinion, how IMPORTANT is it for the World Bank Group to be involved in the following areas of development in Paraguay? (1-Not important at all, 10-Very important)

	Office of President/Prime Minister/Minister			Employee of a Ministry			PMU/Consultant			Bilateral/Multilateral Agency			Private Sector/Financial Sector/Private Bank			CSO			Media			Other		
	N	Mean	SD	N	Mean	SD	N	Mean	SD	N	Mean	SD	N	Mean	SD	N	Mean	SD	N	Mean	SD	N	Mean	SD
Crime and violence	13	5.69	2.21	32	5.94	2.47	20	5.65	2.52	4	5.00	2.16	7	5.00	3.16	11	4.55	2.07	3	6.00	2.65	16	5.06	3.09
Financial markets	14	8.07	1.38	38	7.50	2.04	26	7.23	1.88	7	7.71	1.98	8	7.00	2.00	10	7.50	2.42	8	8.75	1.75	22	6.68	2.82
Transport	14	8.21	1.19	38	8.39	1.22	28	7.86	1.72	8	9.00	1.31	9	7.89	1.69	14	8.29	1.90	8	8.88	1.36	25	8.44	2.02
Anti corruption	14	7.86	1.99	35	8.20	1.98	25	8.28	1.51	8	8.75	1.49	8	7.88	1.81	15	8.07	2.22	9	8.56	1.24	24	8.29	1.97
Law and justice	13	8.54	1.51	33	7.21	2.36	24	7.58	2.19	7	7.29	2.50	5	7.80	2.05	13	7.00	3.06	7	5.86	3.63	21	7.67	2.54
Urban development	13	7.38	2.84	37	7.73	1.63	25	8.12	1.54	7	6.71	3.15	7	7.86	2.19	14	7.07	2.56	8	8.63	2.13	21	7.57	2.09
Environmental sustainability/management	13	7.23	3.09	38	7.95	1.43	28	8.71	1.46	7	7.29	2.63	8	7.38	1.41	13	7.92	2.33	7	8.71	1.25	22	7.82	2.20
Trade and exports	13	6.62	2.96	33	6.88	2.22	22	7.18	1.89	6	7.67	1.21	6	7.00	1.79	12	6.75	2.26	7	8.43	2.07	21	6.67	2.27
Information and communications technology	13	7.00	3.00	33	6.97	2.36	25	7.96	1.74	8	8.13	2.36	6	7.67	1.86	13	7.00	2.24	7	8.29	1.80	23	7.43	2.27
Poverty reduction*	14	8.36	1.50	39	9.26	1.02	30	8.60	1.45	7	9.86	0.38	8	8.00	1.60	14	8.50	1.87	7	9.43	0.98	21	9.19	0.98
Gender equity	13	6.85	2.58	38	7.34	2.10	25	8.08	1.75	7	7.29	2.93	8	7.38	1.77	13	7.46	2.67	5	8.00	1.41	20	8.45	1.64
Private sector development	13	6.92	2.18	36	7.00	2.26	21	7.14	2.61	6	8.00	2.61	7	7.86	2.19	14	6.71	2.73	6	9.00	1.55	19	6.47	2.48
Foreign direct investment	13	7.15	2.38	33	7.21	2.23	22	7.45	2.18	6	8.17	1.60	6	7.50	1.76	11	6.55	2.50	6	9.17	1.60	18	7.17	2.15
Financial inclusion	13	7.77	2.24	35	8.20	1.94	22	7.73	2.07	8	8.25	1.67	7	8.29	1.38	13	7.69	2.18	7	8.86	2.04	19	6.89	2.58
Water and sanitation	14	7.71	2.40	39	8.64	1.25	28	8.71	1.65	7	7.86	2.73	6	7.83	1.47	15	7.73	1.87	7	8.57	1.40	22	8.95	1.05
Regulatory framework	14	7.00	2.57	34	7.44	1.76	29	7.59	1.96	7	8.00	1.41	6	8.17	1.94	13	6.77	2.05	6	7.33	1.75	21	7.62	1.69
Economic and sustainable growth	14	7.93	2.43	39	8.54	1.27	28	8.57	1.29	7	8.86	1.46	6	8.50	1.52	12	8.33	1.67	8	8.50	1.60	23	8.52	1.50
Energy	13	7.85	2.64	32	8.03	1.53	26	7.85	1.97	5	5.60	2.19	6	7.50	1.76	14	8.14	1.92	8	8.38	1.41	23	8.22	1.83
Disaster management	13	6.92	2.06	32	7.09	2.13	23	7.43	1.97	6	7.00	1.67	7	5.71	3.09	13	7.08	2.96	6	7.67	1.86	19	7.58	2.06
Public sector governance/ reform	13	8.46	1.61	36	8.36	1.38	28	8.54	1.43	8	8.75	1.39	6	7.17	3.25	13	7.77	2.17	7	7.14	2.19	24	9.08	1.14
Job creation/employment	13	7.77	1.48	35	8.06	2.09	26	7.85	1.83	8	8.75	1.49	6	6.33	3.20	13	8.23	1.48	7	7.00	2.71	24	7.79	2.25
Public transparency*	14	7.29	2.49	35	7.94	1.64	28	8.50	1.45	8	8.63	1.41	6	6.67	3.27	15	8.20	1.57	8	7.88	1.64	24	8.83	0.92
Communicable/non-communicable diseases	12	6.92	2.35	32	6.81	1.82	21	6.38	2.18	7	5.86	3.02	6	4.67	2.73	13	6.15	2.88	7	4.14	2.91	18	7.39	2.62
Equality of opportunity	13	6.92	2.50	34	7.44	2.00	25	7.60	2.14	7	7.29	2.56	8	7.38	2.07	13	8.15	1.99	7	5.71	3.40	21	8.57	1.80
Social accountability*	12	6.83	2.59	33	7.06	2.18	22	7.50	2.28	6	6.17	2.93	5	6.20	3.56	15	8.33	1.63	6	5.17	2.99	21	8.19	1.54
Social protection	14	7.14	2.48	35	7.14	2.38	22	7.05	2.08	6	7.83	1.72	6	6.83	3.37	14	7.36	2.65	6	8.00	1.67	22	7.45	2.60
Rural development	14	7.57	2.14	39	8.26	1.76	25	7.96	1.65	6	9.33	0.52	6	7.33	3.08	12	7.92	2.15	7	7.86	1.86	25	8.08	1.68
Global/regional integration	13	7.31	2.32	33	7.64	1.92	24	7.21	2.02	6	7.67	1.63	6	7.50	1.76	13	7.31	2.56	6	8.50	1.76	20	7.75	2.07
Food security	13	6.85	2.58	35	7.80	1.88	22	7.36	1.65	6	7.00	2.10	7	6.86	2.54	13	7.54	2.07	7	8.14	1.35	21	7.81	2.25
Natural resource management	13	6.69	2.72	33	7.70	1.83	24	7.63	1.95	7	6.57	2.15	7	7.57	2.30	14	7.29	2.73	6	7.50	1.38	19	7.21	2.30
Health	13	8.00	2.52	33	8.42	1.35	23	8.39	1.92	7	7.00	2.65	6	6.67	2.58	14	7.71	2.43	7	6.71	2.75	21	8.76	1.41
Climate change	12	6.75	2.53	37	8.30	1.27	26	8.35	1.35	7	7.43	2.37	8	7.00	2.73	13	8.08	2.18	7	7.14	3.02	21	8.10	2.41
Agricultural development/Agricultural risk management	12	8.17	1.59	38	8.13	1.71	23	7.87	1.69	5	8.60	1.14	8	7.50	2.45	13	7.62	2.14	8	6.75	2.92	21	7.95	2.29
Economic resilience	12	7.17	2.37	35	7.71	1.95	22	7.86	1.70	7	8.57	1.40	7	6.14	1.77	13	8.00	2.08	6	6.50	3.02	21	7.38	2.77
Social inclusion	12	7.75	1.86	36	8.36	1.57	23	8.22	1.62	6	9.17	0.75	7	7.29	1.80	13	9.00	1.53	7	8.71	1.25	21	7.95	2.50
Education	12	8.50	1.62	38	8.89	1.41	26	8.58	1.84	6	8.83	1.60	6	8.33	1.37	12	8.83	1.64	8	7.50	1.93	23	8.04	2.82

*Significantly different between stakeholder groups



C. World Bank Group's Effectiveness and Results (continued)

How EFFECTIVE do you believe the World Bank Group is in terms of the work it does in the following areas of development in Paraguay? (1-Not effective at all, 10-Very effective)

	Office of President/Prime Minister/Minister			Employee of a Ministry			PMU/Consultant			Bilateral/Multilateral Agency			Private Sector/Financial Sector/Private Bank			CSO			Media			Other		
	N	Mean	SD	N	Mean	SD	N	Mean	SD	N	Mean	SD	N	Mean	SD	N	Mean	SD	N	Mean	SD	N	Mean	SD
Gender equity	2	6.50	0.71	5	6.20	2.77	7	7.86	1.35	3	4.00	3.46	5	5.20	2.05	3	5.00	2.00	1	5.00	-	3	8.00	0.00
Information and communications technology	4	7.25	0.96	10	7.60	1.43	13	7.85	1.41	3	6.33	3.79	2	4.50	0.71	3	5.67	1.15	4	6.25	1.89	6	8.00	1.41
Transport*	5	6.80	1.10	22	7.73	1.32	19	8.32	1.20	3	8.33	0.58	8	5.63	2.39	3	7.00	2.00	6	7.17	1.17	10	7.40	1.26
Crime and violence	1	8.00	-	4	6.00	1.41	4	8.25	1.71	1	2.00	-	1	2.00	-	4	4.75	1.89	1	7.00	-	1	6.00	-
Law and justice*	4	7.75	1.26	5	6.40	1.52	5	7.60	1.34	2	3.50	2.12	2	5.50	2.12	4	4.75	1.89	1	6.00	-	6	7.33	0.52
Financial inclusion	6	7.33	0.82	15	8.20	1.08	8	8.00	1.20	5	6.20	2.59	5	7.40	1.34	3	7.33	2.08	4	7.75	2.06	12	7.17	1.99
Urban development	5	7.40	0.55	13	8.15	0.90	11	8.00	1.26	3	6.00	3.61	2	7.00	2.83	2	7.00	2.83	5	6.40	1.67	4	7.75	2.22
Environmental sustainability/management*	5	7.00	1.22	19	8.37	0.83	20	7.95	1.54	5	6.80	3.11	5	7.00	1.58	3	6.33	1.15	4	5.00	2.00	6	8.50	2.07
Regulatory framework*	5	7.60	1.14	13	8.31	1.03	13	7.77	1.69	4	5.50	2.52	5	5.60	2.88	3	7.33	0.58	1	5.00	-	9	7.89	1.17
Communicable/non-communicable diseases	1	7.00	-	4	7.25	0.50	3	8.00	2.00	1	2.00	-	3	5.33	2.08	2	5.50	0.71	2	6.00	2.83	1	5.00	-
Poverty reduction*	8	7.88	1.73	22	8.32	1.13	26	7.46	1.84	6	7.33	2.50	6	7.00	1.79	6	5.17	2.48	6	7.00	2.37	13	8.00	1.58
Anti corruption*	6	7.83	1.33	12	7.50	1.88	14	8.07	1.00	4	6.25	2.87	5	7.20	2.05	7	5.29	1.89	3	5.67	2.52	13	7.38	1.80
Private sector development	5	6.80	1.64	6	7.50	1.38	6	8.33	1.37	2	7.50	3.54	4	6.00	2.16	2	9.00	1.41	3	7.67	2.52	5	6.40	1.34
Public transparency	8	7.75	1.98	14	8.21	1.12	17	7.76	1.39	5	6.40	3.21	5	6.40	1.52	9	6.78	2.17	5	7.00	1.41	15	8.13	1.68
Foreign direct investment	5	6.80	1.79	10	7.10	1.45	4	8.75	1.89	2	4.50	3.54	2	5.00	0.00	1	10.00	-	5	6.20	2.77	5	7.60	2.51
Water and sanitation*	6	7.00	2.53	25	8.20	0.82	21	8.19	1.54	4	5.75	2.87	6	6.17	1.33	5	8.00	1.73	6	8.17	1.60	10	7.50	1.84
Trade and exports	4	7.50	1.00	8	7.13	1.36	4	8.25	1.71	1	4.00	-	3	7.33	1.15	2	7.50	3.54	4	7.50	2.52	3	7.33	2.08
Economic and sustainable growth	5	7.60	0.55	17	7.71	0.92	7	8.14	1.57	3	5.67	3.06	5	6.20	1.30	4	7.00	3.56	4	8.50	1.73	8	8.13	1.81
Social accountability	4	7.50	0.58	6	7.00	1.41	10	8.00	1.49	2	5.00	4.24	3	7.33	2.08	6	6.50	2.43	2	6.50	0.71	7	7.14	1.77
Health	5	6.40	1.82	10	7.70	1.25	8	7.75	1.28	3	6.00	3.46	3	6.33	2.08	5	7.20	1.48	2	8.50	2.12	8	7.75	1.91
Disaster management	5	7.20	1.92	6	7.00	1.26	6	7.83	1.72	1	2.00	-	3	6.33	2.52	4	6.50	1.91	3	7.67	2.31	3	8.33	2.89
Public sector governance/reform*	8	7.25	1.58	22	8.27	0.98	14	7.50	2.07	5	6.40	2.70	6	7.00	1.55	4	7.75	1.89	3	5.00	0.00	15	7.73	1.53
Job creation/employment	5	5.80	2.17	6	7.50	1.38	10	7.50	1.90	2	5.50	4.95	6	5.83	1.60	4	6.75	2.06	3	8.67	0.58	6	6.33	1.97
Financial markets	5	6.20	2.17	11	8.09	0.94	5	8.40	1.14	2	6.50	2.12	5	7.00	1.00	3	8.00	2.65	4	9.00	2.00	7	7.86	1.77
Equality of opportunity	4	5.75	2.63	9	7.89	1.05	8	7.38	1.77	3	6.00	3.46	5	6.60	1.82	3	5.67	1.15	1	6.00	-	7	7.29	1.60
Economic resilience	5	5.80	2.28	8	7.38	1.41	5	8.00	1.22	3	6.33	3.79	4	6.75	2.22	4	6.00	2.45	4	5.25	3.30	5	7.40	1.95
Energy	5	7.20	2.28	17	7.88	1.32	10	8.00	1.33	1	6.00	-	5	7.20	2.28	2	6.50	3.54	4	7.25	2.22	9	7.78	1.99
Rural development	7	7.29	2.50	14	7.86	1.03	14	6.93	1.69	4	7.75	2.22	4	6.50	2.08	4	7.00	2.94	5	6.60	1.82	10	7.10	2.13
Global/regional integration	2	7.00	1.41	11	7.91	1.22	5	7.80	1.30	3	6.33	4.04	4	6.50	1.00	2	7.00	4.24	4	7.75	2.50	5	6.60	2.30
Social inclusion	5	7.00	1.87	11	8.36	0.92	13	8.08	1.32	3	7.00	3.61	6	6.83	2.14	4	5.25	2.63	4	8.00	0.82	5	7.60	2.07
Food security	3	8.00	0.00	10	8.30	0.95	6	7.33	1.86	2	6.00	5.66	4	7.00	2.94	4	6.25	2.22	4	8.00	0.82	5	7.60	2.51
Education	8	7.63	1.41	15	8.07	1.10	10	7.80	1.23	3	7.33	3.79	4	7.25	2.22	4	6.50	1.29	4	5.50	3.00	12	8.00	1.76
Social protection*	6	7.83	0.75	8	8.13	1.25	8	8.88	1.25	1	8.00	-	6	6.67	2.50	3	7.00	2.00	4	5.25	1.50	8	7.38	1.85
Climate change	6	7.33	1.75	9	7.89	1.05	6	7.33	2.16	4	6.75	3.59	5	6.80	1.79	4	7.25	2.63	4	4.00	3.83	7	7.43	2.44
Agricultural development/Agricultural risk management	7	7.29	2.69	11	8.09	0.83	7	7.00	1.91	4	7.25	2.22	6	7.00	2.37	4	7.00	2.31	5	4.20	3.35	7	7.43	2.15
Natural resource management*	4	8.00	0.82	5	7.80	0.84	6	7.67	2.07	1	2.00	-	4	7.50	1.00	2	7.00	2.83	4	4.00	3.83	4	7.50	1.29

*Significantly different between stakeholder groups

**C. World Bank Group's Effectiveness and Results (continued)**

	Office of President/Prime Minister/Minister			Employee of a Ministry			PMU/Consultant			Bilateral/Multilateral Agency			Private Sector/Financial Sector/Private Bank			CSO			Media			Other		
	N	Mean	SD	N	Mean	SD	N	Mean	SD	N	Mean	SD	N	Mean	SD	N	Mean	SD	N	Mean	SD	N	Mean	SD
To what extent does the World Bank Group's work help to achieve development results in Paraguay?*	13	6.54	1.81	43	7.26	1.20	29	7.34	1.29	8	7.38	1.77	9	6.00	1.41	13	5.38	2.63	8	6.00	2.51	26	7.08	0.89

(1-To no degree at all, 10-To a very significant degree) *Significantly different between stakeholder groups

To what extent do you agree with the following statements about the World Bank Group in Paraguay? (1-Strongly disagree, 10-Strongly agree)

	Office of President/Prime Minister/Minister			Employee of a Ministry			PMU/Consultant			Bilateral/Multilateral Agency			Private Sector/Financial Sector/Private Bank			CSO			Media			Other		
	N	Mean	SD	N	Mean	SD	N	Mean	SD	N	Mean	SD	N	Mean	SD	N	Mean	SD	N	Mean	SD	N	Mean	SD
The World Bank Group's financial instruments meet the needs of Paraguay*	13	6.46	2.18	42	7.31	1.46	30	7.13	1.63	6	6.67	1.86	8	5.88	1.36	12	5.67	2.27	9	5.78	2.77	21	7.24	1.61
The World Bank Group meets Paraguay's needs for knowledge services	13	6.92	2.02	38	6.95	1.64	30	6.50	1.83	8	8.00	1.60	9	6.33	1.22	12	6.25	2.42	8	6.00	2.51	24	7.29	2.03

*Significantly different between stakeholder groups

	Office of President/Prime Minister/Minister			Employee of a Ministry			PMU/Consultant			Bilateral/Multilateral Agency			Private Sector/Financial Sector/Private Bank			CSO			Media			Other		
	N	Mean	SD	N	Mean	SD	N	Mean	SD	N	Mean	SD	N	Mean	SD	N	Mean	SD	N	Mean	SD	N	Mean	SD
To what extent do you believe that Paraguay received value for money from the World Bank Group's Reimbursable Advisory Services (RAS)?	12	7.42	1.31	34	7.29	1.38	22	7.23	1.80	5	8.60	1.14	6	6.67	1.03	4	7.50	1.73	6	8.83	1.17	15	6.87	1.81

(1-To no degree at all, 10-To a very significant degree)

	Office of President/Prime Minister/Minister			Employee of a Ministry			PMU/Consultant			Bilateral/Multilateral Agency			Private Sector/Financial Sector/Private Bank			CSO			Media			Other		
	N	Mean	SD	N	Mean	SD	N	Mean	SD	N	Mean	SD	N	Mean	SD	N	Mean	SD	N	Mean	SD	N	Mean	SD
To what extent do you believe the World Bank Group measures and corrects its work in real time in Paraguay?	12	6.67	1.67	35	6.89	1.32	25	6.60	2.04	6	8.00	2.45	6	6.17	1.17	4	5.25	2.06	6	5.83	3.06	15	6.13	1.77

(1-To no degree at all, 10-To a very significant degree)

D. The World Bank Group's Knowledge Work and Activities

How frequently do you consult World Bank Group's knowledge work and activities in the work you do?

Percentage of Respondents	Office of President/Prime Minister/Minister	Employee of a Ministry	PMU/Consultant	Bilateral/Multilateral Agency	Private Sector/Financial Sector/Private Bank	CSO	Media	Other
Weekly	0.0%	20.5%	16.7%	0.0%	9.1%	0.0%	20.0%	10.7%
Monthly	30.8%	25.0%	26.7%	11.1%	27.3%	6.3%	30.0%	14.3%
A few times a year	46.2%	43.2%	40.0%	55.6%	36.4%	37.5%	30.0%	42.9%
Rarely	23.1%	11.4%	16.7%	33.3%	27.3%	50.0%	20.0%	21.4%
Never	0.0%	0.0%	0.0%	0.0%	0.0%	6.3%	0.0%	10.7%

In Paraguay, to what extent do you believe that the World Bank Group's knowledge work and activities: (1-To no degree at all, 10-To a very significant degree)

	Office of President/Prime Minister/Minister			Employee of a Ministry			PMU/Consultant			Bilateral/Multilateral Agency			Private Sector/Financial Sector/Private Bank			CSO			Media			Other		
	N	Mean	SD	N	Mean	SD	N	Mean	SD	N	Mean	SD	N	Mean	SD	N	Mean	SD	N	Mean	SD	N	Mean	SD
Are timely	12	7.00	1.65	37	7.51	1.45	29	7.41	1.78	7	7.57	2.07	7	7.14	1.35	8	6.63	2.45	8	7.50	1.69	18	7.61	1.88
Include appropriate level of stakeholder involvement during preparation*	11	6.64	2.16	27	7.41	1.55	25	6.96	1.95	5	6.00	3.24	6	6.67	1.51	9	4.11	2.76	5	7.40	1.14	18	6.78	2.13
Lead to practical solutions	11	6.64	2.20	38	7.05	1.64	28	7.11	1.81	5	7.00	2.35	7	5.71	2.43	8	5.13	2.85	6	8.17	1.17	18	7.22	1.48
Are accessible (well written and easy to understand)*	11	6.55	2.42	39	7.28	1.47	30	6.97	1.92	8	8.00	1.77	9	5.78	2.64	8	5.63	2.67	8	7.75	1.49	21	7.81	1.89
Are source of relevant information on global good practices	12	6.92	2.31	36	7.69	1.45	27	7.33	1.90	8	7.88	2.30	8	6.13	3.09	8	6.00	2.51	7	8.14	1.68	20	7.40	2.44
Are adequately disseminated*	12	6.50	1.68	33	6.85	1.66	27	6.22	2.03	7	8.14	2.54	8	5.88	3.48	8	4.00	2.62	6	6.83	1.83	19	6.68	1.83
Are translated enough into local language*	11	7.18	1.99	39	7.13	2.00	27	6.37	2.15	6	9.00	1.10	9	6.56	2.13	9	4.00	2.69	7	8.00	2.24	19	7.42	1.74
Are adaptable to Paraguay's specific development challenges and country circumstances	10	6.90	1.73	36	7.47	1.36	28	6.82	2.16	8	8.50	1.77	9	6.11	2.76	6	7.17	3.66	7	7.00	2.45	19	7.16	1.64

*Significantly different between stakeholder groups

	Office of President/Prime Minister/Minister			Employee of a Ministry			PMU/Consultant			Bilateral/Multilateral Agency			Private Sector/Financial Sector/Private Bank			CSO			Media			Other		
	N	Mean	SD	N	Mean	SD	N	Mean	SD	N	Mean	SD	N	Mean	SD	N	Mean	SD	N	Mean	SD	N	Mean	SD
Overall, how significant a contribution do you believe the World Bank Group's knowledge work and activities make to development results in your country?*	12	7.00	1.35	40	7.83	1.38	30	7.37	1.75	7	8.14	1.68	9	6.89	1.76	10	5.80	2.30	8	6.75	2.49	22	7.64	1.65
Overall, how would you rate the technical quality of the World Bank Group's knowledge work and activities?	11	7.91	0.94	40	8.18	1.17	29	7.76	1.57	8	8.13	2.36	9	7.11	1.76	10	7.60	1.78	8	7.75	1.39	23	8.43	1.27

(1-Not significant at all, 10-Very significant; 1-Very low technical quality, 10-Very high technical quality) *Significantly different between stakeholder groups

E. Working with the World Bank Group

To what extent do you agree/disagree with the following statements? (1-Strongly disagree, 10-Strongly agree)

	Office of President/Prime Minister/Minister			Employee of a Ministry			PMU/Consultant			Bilateral/Multilateral Agency			Private Sector/Financial Sector/Private Bank			CSO			Media			Other		
	N	Mean	SD	N	Mean	SD	N	Mean	SD	N	Mean	SD	N	Mean	SD	N	Mean	SD	N	Mean	SD	N	Mean	SD
The World Bank Group disburses funds promptly	8	7.00	1.31	31	7.42	1.41	27	7.37	2.06	3	8.33	1.53	2	5.50	2.12	7	5.29	3.30	6	6.83	1.94	18	6.83	2.33
The World Bank Group effectively monitors and evaluates the projects and programs it supports	10	7.70	1.06	41	7.44	1.43	30	7.43	1.89	4	8.25	1.26	8	6.38	2.50	7	6.43	2.44	5	5.20	4.27	22	7.27	2.16
The World Bank Group's approvals and reviews are done in a timely fashion	8	7.13	1.25	34	6.85	1.44	27	7.00	1.92	3	8.67	1.15	5	6.20	3.27	5	6.00	2.55	5	6.60	1.82	19	6.89	2.13
The World Bank Group's "Safeguard Policy" requirements are reasonable	6	7.17	1.33	24	7.00	2.00	30	7.43	1.61	3	9.33	0.58	3	7.33	1.53	4	6.00	4.08	4	6.75	2.50	15	7.93	2.25
The World Bank Group's conditions on its lending are reasonable	9	7.33	1.58	33	7.18	1.38	27	7.41	1.47	2	8.50	0.71	5	7.00	1.00	4	6.50	3.32	6	7.00	1.26	18	7.56	2.31
The World Bank Group takes decisions quickly in Paraguay	8	6.13	1.36	34	6.97	1.73	28	6.75	2.01	5	8.60	1.67	5	5.60	2.88	5	4.80	3.11	7	6.29	2.14	17	6.18	2.30
Working with the World Bank Group increases Paraguay's institutional capacity	10	7.30	1.34	42	7.83	1.36	30	7.30	1.91	7	8.00	2.00	7	7.29	1.60	7	6.29	2.93	6	7.83	0.98	22	7.64	1.79
Where country systems are adequate, the World Bank Group makes appropriate use of them	6	6.67	1.86	26	7.81	1.55	24	7.50	1.77	5	8.60	1.34	5	7.60	1.14	4	7.50	2.52	5	6.20	1.48	11	8.27	1.49
The World Bank Group provides effective implementation support	10	7.20	1.32	33	7.67	1.51	29	6.97	2.41	3	8.33	1.53	5	6.60	3.29	6	7.50	2.07	7	5.14	3.13	20	7.45	2.06

	Office of President/Prime Minister/Minister			Employee of a Ministry			PMU/Consultant			Bilateral/Multilateral Agency			Private Sector/Financial Sector/Private Bank			CSO			Media			Other		
	N	Mean	SD	N	Mean	SD	N	Mean	SD	N	Mean	SD	N	Mean	SD	N	Mean	SD	N	Mean	SD	N	Mean	SD
To what extent do you believe that the World Bank Group's work helps to find solutions that promote private public partnerships in Paraguay?*	8	6.25	1.67	31	7.35	1.54	19	6.84	1.71	5	8.00	1.22	7	6.29	1.60	6	4.50	2.51	5	7.60	0.89	17	6.94	1.48

(1-To no degree at all, 10-To a very significant degree) *Significantly different between stakeholder groups

Which of the following best describes the World Bank Group's support in Paraguay?* (Select only one response)

Percentage of Respondents	Office of President/Prime Minister/Minister	Employee of a Ministry	PMU/Consultant	Bilateral/Multilateral Agency	Private Sector/Financial Sector/Private Bank	CSO	Media	Other
The World Bank Group is sufficiently selective and focuses on the most important development challenges in Paraguay	38.5%	63.6%	69.0%	87.5%	36.4%	21.4%	60.0%	60.7%
The World Bank Group is not sufficiently selective in Paraguay, and it is involved in too many areas of development	30.8%	6.8%	13.8%	0.0%	27.3%	0.0%	10.0%	10.7%
Don't know	30.8%	29.5%	17.2%	12.5%	36.4%	78.6%	30.0%	28.6%

*Significantly different between stakeholder groups

F. The Future Role of the World Bank Group in Paraguay

Which of the following SHOULD the World Bank Group do to make itself of greater value in Paraguay? (Choose no more than TWO)

Percentage of Respondents (Responses combined)	Office of President/Prime Minister/Minister	Employee of a Ministry	PMU/ Consultant	Bilateral/ Multilateral Agency	Private Sector/ Financial Sector/ Private Bank	CSO	Media	Other
Offer more innovative financial products	7.7%	20.9%	19.4%	12.5%	27.3%	18.8%	10.0%	3.6%
Ensure greater selectivity in its work	7.7%	9.3%	3.2%	12.5%	18.2%	0.0%	0.0%	3.6%
Provide more adequate data/knowledge/statistics/figures on Paraguay's economy	7.7%	7.0%	6.5%	12.5%	18.2%	25.0%	30.0%	10.7%
Improve the competitiveness of its financing compared to markets	7.7%	11.6%	3.2%	0.0%	9.1%	0.0%	0.0%	14.3%
Reach out more to groups outside of Government*	23.1%	9.3%	9.7%	25.0%	27.3%	62.5%	60.0%	28.6%
Increase the level of capacity development in the country	38.5%	37.2%	32.3%	50.0%	36.4%	12.5%	20.0%	17.9%
Improve the quality of its experts as related to Paraguay's specific challenges	15.4%	16.3%	12.9%	0.0%	9.1%	0.0%	0.0%	21.4%
Offer more innovative knowledge services	0.0%	2.3%	3.2%	0.0%	9.1%	6.3%	20.0%	7.1%
Respond to clients' needs timely and promptly	0.0%	7.0%	9.7%	0.0%	9.1%	6.3%	0.0%	7.1%
Collaborate more effectively with Government clients	23.1%	9.3%	3.2%	0.0%	0.0%	0.0%	0.0%	10.7%
Support the capacity building at the operational level of the Government	23.1%	30.2%	41.9%	37.5%	18.2%	31.3%	0.0%	32.1%
Work faster	15.4%	7.0%	3.2%	25.0%	0.0%	6.3%	10.0%	3.6%
Reduce the complexity of obtaining World Bank Group financing	30.8%	20.9%	35.5%	12.5%	9.1%	12.5%	20.0%	21.4%
Increase availability of Reimbursable Advisory Services (RAS)	0.0%	2.3%	6.5%	0.0%	0.0%	0.0%	0.0%	0.0%
Other*	0.0%	0.0%	0.0%	0.0%	0.0%	18.8%	10.0%	3.6%

*Significantly different between stakeholder groups

When considering the combination of services that the World Bank Group offers in Paraguay, and taking into account its limited level of resources, which ONE of the following do you believe the World Bank Group should offer more of in Paraguay?* (Select only ONE response)

Percentage of Respondents	Office of President/Prime Minister/Minister	Employee of a Ministry	PMU/ Consultant	Bilateral/ Multilateral Agency	Private Sector/ Financial Sector/ Private Bank	CSO	Media	Other
Financial services	38.5%	27.3%	30.0%	14.3%	18.2%	13.3%	20.0%	21.4%
Knowledge products	38.5%	20.5%	26.7%	42.9%	18.2%	13.3%	10.0%	17.9%
Advisory services	15.4%	20.5%	3.3%	14.3%	27.3%	13.3%	0.0%	14.3%
Convening services	0.0%	0.0%	0.0%	0.0%	0.0%	26.7%	0.0%	3.6%
None of the above	0.0%	2.3%	0.0%	0.0%	0.0%	0.0%	0.0%	0.0%
The combination is appropriate for Paraguay	7.7%	22.7%	33.3%	28.6%	18.2%	13.3%	60.0%	35.7%
Don't know	0.0%	6.8%	6.7%	0.0%	18.2%	20.0%	10.0%	7.1%

*Significantly different between stakeholder groups



G. Communication and Information Sharing

How do you get most of your information about economic and social development issues in Paraguay? (Choose no more than TWO)

Percentage of Respondents (Responses combined)	Office of President/Prime Minister/Minister	Employee of a Ministry	PMU/ Consultant	Bilateral/ Multilateral Agency	Private Sector/ Financial Sector/ Private Bank	CSO	Media	Other
Social media (e.g., Facebook, blogs, Twitter, YouTube, Flickr)*	0.0%	29.5%	36.7%	11.1%	9.1%	50.0%	11.1%	14.3%
International newspapers	7.7%	2.3%	3.3%	0.0%	9.1%	6.3%	33.3%	10.7%
Local radio	0.0%	9.1%	3.3%	0.0%	9.1%	6.3%	0.0%	3.6%
International radio	0.0%	0.0%	0.0%	0.0%	0.0%	0.0%	0.0%	0.0%
Conferences/seminars/workshops	38.5%	22.7%	33.3%	22.2%	45.5%	0.0%	11.1%	17.9%
Local television	0.0%	2.3%	13.3%	22.2%	0.0%	0.0%	0.0%	3.6%
International television	7.7%	2.3%	0.0%	0.0%	0.0%	0.0%	0.0%	0.0%
Local newspapers*	23.1%	18.2%	20.0%	22.2%	27.3%	56.3%	55.6%	39.3%
Internet	38.5%	65.9%	46.7%	44.4%	54.5%	50.0%	55.6%	53.6%
Periodicals*	69.2%	31.8%	26.7%	66.7%	36.4%	18.8%	22.2%	35.7%
Debate groups	7.7%	2.3%	6.7%	0.0%	0.0%	6.3%	0.0%	7.1%
Other	0.0%	4.5%	0.0%	11.1%	0.0%	0.0%	0.0%	7.1%

*Significantly different between stakeholder groups

How would you prefer to receive information from the World Bank Group? (Choose no more than TWO)

Percentage of Respondents (Responses combined)	Office of President/Prime Minister/Minister	Employee of a Ministry	PMU/ Consultant	Bilateral/ Multilateral Agency	Private Sector/ Financial Sector/ Private Bank	CSO	Media	Other
Direct contact with World Bank Group (i.e., face to face meetings/discussions)*	46.2%	22.7%	56.7%	62.5%	27.3%	31.3%	44.4%	18.5%
Mobile phones	0.0%	2.3%	0.0%	0.0%	0.0%	6.3%	0.0%	7.4%
World Bank Group's seminars/workshops/conferences/thematic round table discussions*	23.1%	63.6%	50.0%	37.5%	36.4%	56.3%	22.2%	74.1%
World Bank Group's publications and other written materials	30.8%	25.0%	13.3%	37.5%	27.3%	6.3%	55.6%	25.9%
World Bank Group's website	15.4%	29.5%	20.0%	12.5%	27.3%	6.3%	11.1%	22.2%
Social media (e.g., Facebook, blogs, Twitter, YouTube, Flickr)	15.4%	20.5%	13.3%	12.5%	9.1%	31.3%	11.1%	11.1%
e-Newsletters	61.5%	31.8%	40.0%	25.0%	54.5%	50.0%	55.6%	33.3%
Other	0.0%	0.0%	0.0%	0.0%	0.0%	6.3%	0.0%	0.0%

*Significantly different between stakeholder groups

Are you aware of the World Bank Group's Access to Information Policies under which the World Bank Group discloses any information in its possession that is not on a list of exceptions?

Percentage of Respondents	Office of President/Prime Minister/Minister	Employee of a Ministry	PMU/ Consultant	Bilateral/ Multilateral Agency	Private Sector/ Financial Sector/ Private Bank	CSO	Media	Other
Yes	30.8%	25.0%	51.9%	11.1%	9.1%	23.1%	22.2%	47.8%
No	69.2%	75.0%	48.1%	88.9%	90.9%	76.9%	77.8%	52.2%

**G. Communication and Information Sharing (continued)**

If yes, from which of the following sources did you learn about the World Bank Group's Access to Information Policies? (Select only ONE response)

Percentage of Respondents	Office of President/Prime Minister/Minister	Employee of a Ministry	PMU/Consultant	Bilateral/Multilateral Agency	Private Sector/Financial Sector/Private Bank	CSO	Media	Other
World Bank Group's seminars/workshops/conferences	25.0%	14.3%	60.0%	0.0%	0.0%	16.7%	100.0%	15.4%
World Bank Group's website	25.0%	50.0%	20.0%	0.0%	100.0%	33.3%	0.0%	38.5%
World Bank Group's e-Newsletters	0.0%	7.1%	6.7%	0.0%	0.0%	0.0%	0.0%	0.0%
News/Media	0.0%	7.1%	0.0%	0.0%	0.0%	16.7%	0.0%	7.7%
Colleagues/Friends/Peer organizations	50.0%	21.4%	6.7%	0.0%	0.0%	0.0%	0.0%	30.8%
Other	0.0%	0.0%	6.7%	100.0%	0.0%	33.3%	0.0%	7.7%

Have you requested information from the World Bank Group on its activities in the past year?

Percentage of Respondents	Office of President/Prime Minister/Minister	Employee of a Ministry	PMU/Consultant	Bilateral/Multilateral Agency	Private Sector/Financial Sector/Private Bank	CSO	Media	Other
Yes	46.2%	27.9%	33.3%	50.0%	30.0%	0.0%	42.9%	28.0%
No	53.8%	72.1%	66.7%	50.0%	70.0%	100.0%	57.1%	72.0%

Were you able to obtain this information?

Percentage of Respondents	Office of President/Prime Minister/Minister	Employee of a Ministry	PMU/Consultant	Bilateral/Multilateral Agency	Private Sector/Financial Sector/Private Bank	CSO	Media	Other
Yes	83.3%	91.7%	62.5%	100.0%	100.0%	0.0%	100.0%	100.0%
No	16.7%	8.3%	37.5%	0.0%	0.0%	0.0%	0.0%	0.0%

Do you have access to the Internet?

Percentage of Respondents	Office of President/Prime Minister/Minister	Employee of a Ministry	PMU/Consultant	Bilateral/Multilateral Agency	Private Sector/Financial Sector/Private Bank	CSO	Media	Other
Yes	91.7%	100.0%	100.0%	100.0%	100.0%	100.0%	100.0%	100.0%
No	8.3%	0.0%	0.0%	0.0%	0.0%	0.0%	0.0%	0.0%

Do you use/have you used the World Bank Group website?

Percentage of Respondents	Office of President/Prime Minister/Minister	Employee of a Ministry	PMU/Consultant	Bilateral/Multilateral Agency	Private Sector/Financial Sector/Private Bank	CSO	Media	Other
Yes	75.0%	86.0%	85.2%	75.0%	80.0%	92.3%	88.9%	66.7%
No	25.0%	14.0%	14.8%	25.0%	20.0%	7.7%	11.1%	33.3%

Do you currently consult the World Bank Group social media sites (e.g., Facebook, blogs, Twitter, YouTube, and Flickr)?

Percentage of Respondents	Office of President/Prime Minister/Minister	Employee of a Ministry	PMU/Consultant	Bilateral/Multilateral Agency	Private Sector/Financial Sector/Private Bank	CSO	Media	Other
Yes	33.3%	37.2%	33.3%	28.6%	20.0%	30.8%	33.3%	17.4%
No	66.7%	62.8%	66.7%	71.4%	80.0%	69.2%	66.7%	82.6%

G. Communication and Information Sharing (continued)

Which Internet connection do you use primarily when visiting a World Bank Group website?

Percentage of Respondents	Office of President/Prime Minister/Minister	Employee of a Ministry	PMU/Consultant	Bilateral/Multilateral Agency	Private Sector/Financial Sector/Private Bank	CSO	Media	Other
High speed/WiFi	91.7%	93.0%	93.3%	100.0%	80.0%	100.0%	77.8%	95.8%
Dial-up	8.3%	7.0%	6.7%	0.0%	20.0%	0.0%	22.2%	4.2%

Please rate how much you agree with the following statements. (1-Strongly disagree, 10-Strongly agree)

	Office of President/Prime Minister/Minister			Employee of a Ministry			PMU/Consultant			Bilateral/Multilateral Agency			Private Sector/Financial Sector/Private Bank			CSO			Media			Other		
	N	Mean	SD	N	Mean	SD	N	Mean	SD	N	Mean	SD	N	Mean	SD	N	Mean	SD	N	Mean	SD	N	Mean	SD
I find the World Bank Group's websites easy to navigate	10	7.80	1.32	38	7.00	2.09	26	7.00	2.08	5	9.00	1.00	7	7.29	2.06	12	7.08	1.93	8	7.00	1.60	19	7.89	1.97
I find the information on the World Bank Group's websites useful	10	8.10	1.45	36	7.81	1.65	26	7.69	1.72	6	9.00	0.89	8	7.38	1.51	11	7.18	1.94	8	7.63	1.77	18	8.56	1.25
The World Bank Group's social media channels (e.g., blogs, Facebook, Twitter, YouTube, Flickr) are valuable sources of information about the institution*	7	5.57	2.30	20	8.35	1.50	15	7.53	1.41	2	10.00	0.00	2	9.50	0.71	7	6.71	1.89	4	7.75	1.71	6	8.33	1.63
When I need information from the World Bank Group I know how to find it	13	7.62	2.36	40	7.93	1.67	27	7.04	2.58	8	9.50	0.93	6	7.50	2.43	12	6.17	3.21	7	8.29	2.43	23	7.39	2.25
The World Bank Group is responsive to my information requests and inquiries	9	7.89	1.83	31	8.16	1.92	22	7.64	2.26	6	9.67	0.82	5	7.40	1.95	5	6.80	2.28	6	8.00	2.19	17	8.18	2.32

*Significantly different between stakeholder groups

H. Background Information

Currently, do you professionally collaborate/work with the World Bank Group (IBRD/IDA, IFC, or MIGA) in your country?* (Select only ONE response)

Percentage of Respondents	Office of President/Prime Minister/Minister	Employee of a Ministry	PMU/Consultant	Bilateral/Multilateral Agency	Private Sector/Financial Sector/Private Bank	CSO	Media	Other
Yes	33.3%	68.1%	71.9%	40.0%	27.3%	27.8%	8.3%	28.1%
No	66.7%	31.9%	28.1%	60.0%	72.7%	72.2%	91.7%	71.9%

*Significantly different between stakeholder groups

Which of the following agencies of the World Bank Group do you primarily engage with in Paraguay?* (Select only ONE response)

Percentage of Respondents	Office of President/Prime Minister/Minister	Employee of a Ministry	PMU/Consultant	Bilateral/Multilateral Agency	Private Sector/Financial Sector/Private Bank	CSO	Media	Other
The World Bank (IBRD/IDA)	92.9%	91.8%	93.8%	100.0%	54.5%	81.3%	90.9%	84.4%
The International Finance Corporation (IFC)	0.0%	0.0%	0.0%	0.0%	27.3%	6.3%	9.1%	3.1%
The Multilateral Investment Guarantee Agency (MIGA)	0.0%	4.1%	0.0%	0.0%	0.0%	0.0%	0.0%	0.0%
Other	7.1%	4.1%	6.3%	0.0%	18.2%	12.5%	0.0%	12.5%

*Significantly different between stakeholder groups

H. Background Information (continued)

Do your projects involve both the World Bank and the IFC?

Percentage of Respondents	Office of President/Prime Minister/Minister	Employee of a Ministry	PMU/Consultant	Bilateral/Multilateral Agency	Private Sector/Financial Sector/Private Bank	CSO	Media	Other
Yes	14.3%	31.0%	14.3%	20.0%	30.0%	5.6%	22.2%	21.4%
No	85.7%	69.0%	85.7%	80.0%	70.0%	94.4%	77.8%	78.6%

If yes, what was your view of how the two institutions work together in Paraguay? (Select only ONE response)

Percentage of Respondents	Office of President/Prime Minister/Minister	Employee of a Ministry	PMU/Consultant	Bilateral/Multilateral Agency	Private Sector/Financial Sector/Private Bank	CSO	Media	Other
The two institutions work well together	33.3%	52.9%	0.0%	100.0%	33.3%	0.0%	50.0%	44.4%
The way the two institutions work together needs improvement	33.3%	11.8%	60.0%	0.0%	33.3%	50.0%	0.0%	0.0%
The two institutions do not work well together	0.0%	0.0%	0.0%	0.0%	0.0%	0.0%	0.0%	0.0%
Don't know	33.3%	35.3%	40.0%	0.0%	33.3%	50.0%	50.0%	55.6%

Which of the following describes most of your exposure to the World Bank Group in Paraguay? (Choose no more than TWO)

Percentage of Respondents (Responses combined)	Office of President/Prime Minister/Minister	Employee of a Ministry	PMU/Consultant	Bilateral/Multilateral Agency	Private Sector/Financial Sector/Private Bank	CSO	Media	Other
Observer*	26.7%	16.7%	3.1%	20.0%	54.5%	42.1%	25.0%	25.8%
Use World Bank Group reports/data*	53.3%	20.8%	21.9%	30.0%	45.5%	26.3%	75.0%	16.1%
Engage in World Bank Group related/sponsored events/activities	60.0%	56.3%	37.5%	50.0%	36.4%	47.4%	8.3%	35.5%
Collaborate as part of my professional duties*	26.7%	56.3%	59.4%	40.0%	9.1%	26.3%	0.0%	48.4%
Use World Bank Group website for information, data, research, etc.*	6.7%	20.8%	21.9%	30.0%	9.1%	15.8%	75.0%	25.8%

*Significantly different between stakeholder groups

What's your gender?

Percentage of Respondents	Office of President/Prime Minister/Minister	Employee of a Ministry	PMU/Consultant	Bilateral/Multilateral Agency	Private Sector/Financial Sector/Private Bank	CSO	Media	Other
Female	40.0%	39.6%	50.0%	40.0%	18.2%	42.1%	33.3%	32.3%
Male	60.0%	60.4%	50.0%	60.0%	81.8%	57.9%	66.7%	67.7%



Appendix C: Responses to Selected Questions by Level of Collaboration with the World Bank Group¹⁸

Note that this appendix presents comparative analysis of the data from those respondents who collaborate with the WBG vs. those respondents who do not collaborate with the WBG and covers the following selected questions from the FY16 Paraguay COS questionnaire: All 10-point scale questions and question B8 "When thinking about how the World Bank Group can have the most impact on development results in Paraguay, in which sectoral areas do you believe the World Bank Group should focus most of its resources in Paraguay?"

- Collaborating with the WBG N=83 ● Not collaborating with the WBG N=97

B. Overall Attitudes toward the World Bank Group

How familiar are you with the work of these organizations in Paraguay? (1-Not familiar at all, 10-Extremely familiar)

	Collaborating with the WBG			Not collaborating with the WBG		
	N	Mean	SD	N	Mean	SD
World Bank Group (WBG)*	81	7.38	1.83	88	6.70	2.05
Inter-American Development Bank (IDB/BID)	80	6.64	2.10	87	7.14	1.93
Latin American Development Bank (CAF)	80	4.94	2.57	86	5.19	2.58

*Significantly different between collaborators and non-collaborators

Overall, please rate your impression of the effectiveness of these organizations in Paraguay.

(1-Not effective at all, 10-Extremely effective)

	Collaborating with the WBG			Not collaborating with the WBG		
	N	Mean	SD	N	Mean	SD
World Bank Group (WBG)	77	7.29	1.43	81	6.75	1.92
Inter-American Development Bank (IDB/BID)	72	7.26	1.54	82	7.02	1.91
Latin American Development Bank (CAF)	56	6.21	1.82	56	6.02	2.14

	Collaborating with the WBG			Not collaborating with the WBG		
	N	Mean	SD	N	Mean	SD
To what extent do you believe the World Bank Group's staff is well prepared (e.g., skills and knowledge) to help Paraguay solve its most complicated development challenges?	72	8.07	1.43	79	7.63	1.85

(1-To no degree at all, 10-To a very significant degree)

¹⁸ Only 180 respondents provided information about their level of collaboration with the World Bank Group (question H3 in the questionnaire). Therefore, only these respondents were included in the analysis presented in this appendix.

**B. Overall Attitudes toward the World Bank Group (continued)**

When thinking about how the World Bank Group can have the most impact on development results in Paraguay, in which sectoral areas do you believe the World Bank Group should focus most of its resources (financial and knowledge services) in Paraguay? (Choose no more than THREE)

Percentage of Respondents (Responses combined)	Collaborating with the WBG	Not collaborating with the WBG
Health	17.3%	20.0%
Crime and violence	1.2%	1.1%
Transport	19.8%	23.3%
Agricultural development/Agricultural risk management	8.6%	10.0%
Global/regional integration	2.5%	2.2%
Job creation/employment	7.4%	14.4%
Public sector governance/reform	39.5%	32.2%
Social protection	4.9%	2.2%
Financial inclusion	12.3%	10.0%
Rural development	11.1%	10.0%
Social accountability	1.2%	3.3%
Foreign direct investment	3.7%	1.1%
Education	25.9%	33.3%
Energy	7.4%	2.2%
Gender equity	0.0%	0.0%
Financial markets	0.0%	1.1%
Economic resilience	2.5%	1.1%
Urban development	4.9%	2.2%
Environmental sustainability/management	13.6%	10.0%
Economic and sustainable growth	17.3%	20.0%
Private sector development	1.2%	4.4%
Water and sanitation	19.8%	21.1%
Food security	2.5%	1.1%
Climate change	4.9%	2.2%
Information and communications technology	4.9%	3.3%
Trade and exports	1.2%	1.1%
Equality of opportunity	2.5%	8.9%
Public transparency*	12.3%	2.2%
Law and justice	6.2%	5.6%
Social inclusion	1.2%	3.3%
Regulatory framework	1.2%	3.3%
Communicable/non-communicable diseases	0.0%	0.0%
Natural resource management	0.0%	0.0%
Poverty reduction	25.9%	23.3%
Anti corruption	12.3%	13.3%
Disaster management	0.0%	1.1%

*Significantly different between collaborators and non-collaborators

**B. Overall Attitudes toward the World Bank Group (continued)**

To what extent do you agree with the following statements about the World Bank Group's work in Paraguay?

(1-Strongly disagree, 10-Strongly agree)

	Collaborating with the WBG			Not collaborating with the WBG		
	N	Mean	SD	N	Mean	SD
Overall the World Bank Group currently plays a relevant role in development in Paraguay	77	6.97	1.69	80	6.53	1.97
The World Bank Group's work is aligned with what I consider the development priorities for Paraguay*	76	7.46	1.44	81	6.57	1.99

*Significantly different between collaborators and non-collaborators

To what extent is the World Bank Group an effective development partner in Paraguay, in terms of each of the following?

(1-To no degree at all, 10-To a very significant degree)

	Collaborating with the WBG			Not collaborating with the WBG		
	N	Mean	SD	N	Mean	SD
Responsiveness to needs	69	6.87	1.83	66	6.41	1.94
Flexibility (in terms of the institution's products and services)	68	6.40	1.75	59	6.17	1.81
Flexibility (in terms of changing country circumstances)	67	6.52	1.82	59	6.41	1.69
Being inclusive	64	6.97	1.50	60	6.68	1.85
Openness (sharing data and other information)	71	7.38	1.78	67	7.30	2.26
Collaboration with the Government	75	7.96	1.66	71	7.62	1.61
The speed in which it gets things accomplished on the ground	69	6.17	1.54	58	5.93	1.98
Ease of access to the people at the World Bank Group who are making decisions important to my work	75	7.07	2.31	63	6.52	2.55
Collaboration with civil society	58	6.48	1.96	58	5.97	2.28
Staff accessibility	74	7.05	2.07	68	6.53	2.22
Collaboration with other donors and development partners	61	7.23	1.84	46	6.70	1.94
Collaboration with the private sector	47	6.81	1.68	44	6.66	1.85
Straightforwardness and honesty	72	8.07	1.63	56	7.71	2.15
Treating clients and stakeholders in Paraguay with respect	72	8.15	1.49	55	7.65	2.10
Being a long-term partner	67	8.19	1.78	59	7.54	2.28



C. World Bank Group's Effectiveness and Results

In your opinion, how IMPORTANT is it for the World Bank Group to be involved in the following areas of development in Paraguay? (1-Not important at all, 10-Very important)

	Collaborating with the WBG			Not collaborating with the WBG		
	N	Mean	SD	N	Mean	SD
Crime and violence	53	5.55	2.61	52	5.35	2.42
Financial markets	66	7.62	2.26	64	7.25	2.02
Transport	71	8.27	1.48	71	8.32	1.71
Anti corruption	70	8.29	1.82	67	8.19	1.81
Law and justice	63	7.63	2.22	60	7.20	2.65
Urban development	66	7.85	1.77	65	7.51	2.37
Environmental sustainability/management*	69	8.38	1.59	65	7.57	2.23
Trade and exports	59	7.34	2.22	59	6.64	2.15
Information and communications technology	65	7.65	2.16	60	7.10	2.32
Poverty reduction	69	8.96	1.36	70	8.86	1.33
Gender equity	65	7.85	1.99	61	7.34	2.21
Private sector development	61	7.31	2.39	59	6.83	2.42
Foreign direct investment	61	7.44	2.20	53	7.23	2.19
Financial inclusion	63	8.00	2.16	58	7.66	2.05
Water and sanitation	68	8.66	1.30	68	8.22	1.95
Regulatory framework	65	7.68	1.85	63	7.24	1.95
Economic and sustainable growth	69	8.74	1.24	67	8.24	1.72
Energy	61	8.11	1.79	63	7.71	2.03
Disaster management	62	7.26	2.05	55	7.00	2.39
Public sector governance/reform	69	8.64	1.32	64	8.13	1.96
Job creation/employment	66	7.83	2.15	66	7.92	1.92
Public transparency	70	8.34	1.61	67	8.00	1.87
Communicable/non-communicable diseases*	59	6.85	2.18	55	5.89	2.66
Equality of opportunity	63	7.68	1.94	63	7.40	2.48
Social accountability	63	7.43	2.05	54	7.00	2.57
Social protection	62	7.15	2.33	61	7.33	2.41
Rural development	66	8.21	1.71	66	7.86	1.94
Global/regional integration	60	7.67	2.03	59	7.37	2.04
Food security	60	7.68	2.04	61	7.33	2.03
Natural resource management	63	7.60	2.11	59	7.17	2.19
Health	61	8.33	1.78	60	7.80	2.27
Climate change*	64	8.45	1.40	64	7.36	2.40
Agricultural development/Agricultural risk management	61	8.16	1.79	64	7.61	2.11
Economic resilience	62	7.69	2.04	58	7.38	2.32
Social inclusion	62	8.23	1.66	60	8.27	1.92
Education	65	8.62	1.77	64	8.42	2.01

*Significantly different between collaborators and non-collaborators

**C. World Bank Group's Effectiveness and Results (continued)**

How EFFECTIVE do you believe the World Bank Group is in terms of the work it does in the following areas of development in Paraguay? (1-Not effective at all, 10-Very effective)

	Collaborating with the WBG			Not collaborating with the WBG		
	N	Mean	SD	N	Mean	SD
Gender equity	12	6.83	2.44	16	6.00	2.07
Information and communications technology	22	7.59	1.47	22	6.95	1.96
Transport*	33	7.88	1.47	42	7.14	1.56
Crime and violence	10	6.10	2.73	6	5.67	2.07
Law and justice	17	6.71	1.96	11	6.18	1.66
Financial inclusion*	25	8.36	1.15	32	6.91	1.67
Urban development*	24	8.08	1.18	21	6.95	1.88
Environmental sustainability/management*	40	8.13	1.26	26	6.81	2.10
Regulatory framework*	32	7.84	1.37	21	6.86	2.20
Communicable/non-communicable diseases	9	7.00	1.87	8	5.38	1.85
Poverty reduction	48	7.88	1.89	43	7.26	1.83
Anti corruption	32	7.63	1.88	31	6.84	1.85
Private sector development*	15	8.07	1.83	18	6.67	1.53
Public transparency*	39	8.03	1.63	38	7.18	1.81
Foreign direct investment*	15	8.07	1.67	19	6.16	2.22
Water and sanitation	43	8.00	1.40	40	7.33	2.09
Trade and exports*	12	8.08	1.31	17	6.82	1.81
Economic and sustainable growth	25	8.00	1.47	28	7.18	1.87
Social accountability	21	7.62	1.56	19	6.63	1.95
Health	20	7.65	1.42	22	7.00	2.00
Disaster management	16	7.56	1.67	14	6.71	2.40
Public sector governance/reform*	40	8.10	1.52	37	6.95	1.70
Job creation/employment*	19	7.58	1.89	22	6.23	1.93
Financial markets*	21	8.29	1.19	21	7.19	1.91
Equality of opportunity*	19	7.68	1.34	20	6.35	2.03
Economic resilience	18	7.50	1.47	19	6.16	2.57
Energy	26	7.73	1.56	27	7.52	1.89
Rural development	31	7.65	1.82	29	6.76	1.79
Global/regional integration*	16	8.25	1.29	19	6.53	2.12
Social inclusion*	22	8.41	1.47	27	6.96	1.89
Food security*	17	8.35	1.54	19	6.95	2.15
Education	26	8.12	1.31	32	7.22	2.01
Social protection*	22	8.18	1.74	22	6.91	1.66
Climate change*	22	7.82	1.79	22	6.36	2.68
Agricultural development/Agricultural risk management*	24	7.88	1.65	25	6.32	2.56
Natural resource management	12	7.92	1.51	18	6.33	2.61

*Significantly different between collaborators and non-collaborators

**C. World Bank Group's Effectiveness and Results (continued)**

	Collaborating with the WBG			Not collaborating with the WBG		
	N	Mean	SD	N	Mean	SD
To what extent does the World Bank Group's work help to achieve development results in Paraguay?*	73	7.32	1.26	75	6.48	1.83

(1-To no degree at all, 10-To a very significant degree) *Significantly different between collaborators and non-collaborators

To what extent do you agree with the following statements about the World Bank Group in Paraguay?

(1-Strongly disagree, 10-Strongly agree)

	Collaborating with the WBG			Not collaborating with the WBG		
	N	Mean	SD	N	Mean	SD
The World Bank Group's financial instruments meet the needs of Paraguay	71	7.14	1.43	69	6.58	2.14
The World Bank Group meets Paraguay's needs for knowledge services	71	6.92	1.86	71	6.75	1.95

	Collaborating with the WBG			Not collaborating with the WBG		
	N	Mean	SD	N	Mean	SD
To what extent do you believe that Paraguay received value for money from the World Bank Group's Reimbursable Advisory Services (RAS)?	59	7.46	1.49	45	7.29	1.58

(1-To no degree at all, 10-To a very significant degree)

	Collaborating with the WBG			Not collaborating with the WBG		
	N	Mean	SD	N	Mean	SD
To what extent do you believe the World Bank Group measures and corrects its work in real time in Paraguay?	65	6.85	1.62	44	6.27	2.05

(1-To no degree at all, 10-To a very significant degree)

D. The World Bank Group's Knowledge Work and Activities**In Paraguay, to what extent do you believe that the World Bank Group's knowledge work and activities:**

(1-To no degree at all, 10-To a very significant degree)

	Collaborating with the WBG			Not collaborating with the WBG		
	N	Mean	SD	N	Mean	SD
Are timely	67	7.60	1.58	59	7.17	1.79
Include appropriate level of stakeholder involvement during preparation	55	6.96	1.93	51	6.47	2.32
Lead to practical solutions	66	7.08	1.58	55	6.75	2.24
Are accessible (well written and easy to understand)	69	7.12	1.84	64	7.08	2.13
Are source of relevant information on global good practices	67	7.40	1.79	58	7.12	2.53
Are adequately disseminated	61	6.62	1.92	57	6.33	2.40
Are translated enough into local language	67	6.58	2.23	59	7.20	2.20
Are adaptable to Paraguay's specific development challenges and country circumstances	68	7.35	1.82	55	6.93	2.18

	Collaborating with the WBG			Not collaborating with the WBG		
	N	Mean	SD	N	Mean	SD
Overall, how significant a contribution do you believe the World Bank Group's knowledge work and activities make to development results in your country?	73	7.62	1.52	65	7.06	1.93
Overall, how would you rate the technical quality of the World Bank Group's knowledge work and activities?	72	8.03	1.34	66	7.88	1.57

(1-Not significant at all, 10-Very significant; 1-Very low technical quality, 10-Very high technical quality)

**E. Working with the World Bank Group**

To what extent do you agree/disagree with the following statements? (1-Strongly disagree, 10-Strongly agree)

	Collaborating with the WBG			Not collaborating with the WBG		
	N	Mean	SD	N	Mean	SD
The World Bank Group disburses funds promptly*	57	7.37	1.96	46	6.59	1.98
The World Bank Group effectively monitors and evaluates the projects and programs it supports	71	7.45	1.73	57	6.93	2.25
The World Bank Group's approvals and reviews are done in a timely fashion	60	7.10	1.68	46	6.63	2.04
The World Bank Group's "Safeguard Policy" requirements are reasonable*	48	7.77	1.82	40	6.88	2.11
The World Bank Group's conditions on its lending are reasonable	59	7.44	1.53	45	7.16	1.80
The World Bank Group takes decisions quickly in Paraguay*	61	6.93	1.90	49	6.12	2.24
Working with the World Bank Group increases Paraguay institutional capacity	71	7.62	1.61	60	7.42	1.83
Where country systems are adequate, the World Bank Group makes appropriate use of them	52	7.75	1.60	34	7.38	1.74
The World Bank Group provides effective implementation support	64	7.48	1.98	50	6.80	2.29

*Significantly different between collaborators and non-collaborators

	Collaborating with the WBG			Not collaborating with the WBG		
	N	Mean	SD	N	Mean	SD
To what extent do you believe that the World Bank Group's work helps to find solutions that promote private public partnerships in Paraguay?*	54	7.44	1.40	45	6.22	1.85

(1-To no degree at all, 10-To a very significant degree) *Significantly different between collaborators and non-collaborators

G. Communication and Information Sharing

Please rate how much you agree with the following statements. (1-Strongly disagree, 10-Strongly agree)

	Collaborating with the WBG			Not collaborating with the WBG		
	N	Mean	SD	N	Mean	SD
I find the World Bank Group's websites easy to navigate	67	7.21	1.97	56	7.39	1.94
I find the information on the World Bank Group's websites useful	64	7.64	1.63	59	8.00	1.75
The World Bank Group's social media channels are valuable sources of information about the institution	37	7.95	1.39	25	7.20	2.27
When I need information from the World Bank Group I know how to find it	71	7.66	2.16	64	7.41	2.45
The World Bank Group is responsive to my information requests and inquiries	60	8.05	2.02	40	8.10	1.85



Appendix D: Responses to Selected Questions by Year¹⁹

All data presented in this appendix are weighted. As a result, means of the FY 2016 data and the total number of respondents indicated will be slightly different from the aggregated responses in Appendix A. Similarly, responses from FY 2013 respondents and the total number of respondents indicated may differ from those reported in the FY 2013 COS report.

FY 2013 Number of comparable respondents = 144 • FY 2016 Number of comparable respondents = 164

By weighting, the FY 2013 and FY 2016 samples have the same stakeholder composition and thus are comparable. The weighted percentage of a stakeholder group is determined by the extent to which the World Bank Group interacts with them in the country and the percentage this group usually makes up in the past aggregated annual global data. The weighted stakeholder breakdown is presented below:

Percentage of Respondents	FY 2013	FY 2016
Office of the President/Prime Minister/Minister	10%	10%
Office of Parliamentarian	3%	3%
Government institutions	45%	45%
Local Government	3%	3%
Bilateral/multilateral agencies	3%	3%
Civil society	15%	15%
Private sector	10%	10%
Academia	6%	6%
Media	5%	5%

A. General Issues Facing Paraguay

In general would you say that Paraguay is headed in...?

Percentage of Respondents	FY 2013	FY 2016
The right direction	62.3%	72.1%
The wrong direction	9.4%	9.1%
Not sure	28.3%	18.8%

B. Overall Attitudes toward the World Bank Group

How familiar are you with the work of these organizations in Paraguay? (1-Not familiar at all, 10-Extremely familiar)

	FY 2013			FY 2016		
	N	Mean	SD	N	Mean	SD
World Bank Group (WBG)*	144	6.34	1.92	154	6.97	1.96
Inter-American Development Bank (IDB/BID)*	142	7.38	1.51	153	6.87	2.04
Latin American Development Bank (CAF)*	139	4.17	2.68	152	5.18	2.61

*Significantly different between FY2016 and FY2013

Overall, please rate your impression of the effectiveness of these organizations in Paraguay.

(1-Not effective at all, 10-Very effective)

	FY 2013			FY 2016		
	N	Mean	SD	N	Mean	SD
World Bank Group (WBG)*	139	6.22	1.81	143	6.88	1.71
Inter-American Development Bank (IDB/BID)*	142	7.45	1.59	142	7.01	1.72
Latin American Development Bank (CAF)*	102	3.57	1.92	107	6.05	1.98

*Significantly different between FY2016 and FY2013

¹⁹ Only those questions that were asked in the FY 2013 and FY 2016 Country Surveys, with similar response scales/options, are presented.

**B. Overall Attitudes toward the World Bank Group (continued)**

	FY 2013			FY 2016		
	N	Mean	SD	N	Mean	SD
To what extent do you believe the World Bank Group's staff is well prepared to help Paraguay solve its most complicated development challenges?*	122	6.67	1.96	135	7.77	1.69

(1-To no degree at all, 10-To a very significant degree)

*Significantly different between FY2016 and FY2013

To what extent do you agree with the following statements about the World Bank Group's work in Paraguay?

(1-Strongly disagree, 10-Strongly agree)

	FY 2013			FY 2016		
	N	Mean	SD	N	Mean	SD
Overall the World Bank Group currently plays a relevant role in development in Paraguay*	133	5.65	2.06	144	6.52	1.89
The World Bank Group's work is aligned with what I consider the development priorities for Paraguay*	131	5.76	1.88	147	6.77	1.86

*Significantly different between FY2016 and FY2013

To what extent is the World Bank Group an effective development partner in Paraguay, in terms of each of the following?

(1-To no degree at all, 10-To a very significant degree)

	FY 2013			FY 2016		
	N	Mean	SD	N	Mean	SD
Responsiveness to needs*	121	5.64	1.72	124	6.62	1.87
Flexibility (in terms of the institution's products and services)				120	6.33	1.77
Flexibility (in terms of changing country circumstances)*	117	5.58	1.74	121	6.47	1.78
Being inclusive				117	6.81	1.74
Openness*	123	6.30	1.83	126	7.30	1.98
Collaboration with the Government*	128	6.74	1.85	134	7.72	1.60
The speed in which it gets things accomplished on the ground*	95	5.32	2.01	121	6.09	1.73
Ease of access to the people at the World Bank Group who are making decisions important to my work				129	6.50	2.43
Collaboration with civil society				116	5.85	2.12
Staff accessibility*	117	5.93	2.17	132	6.49	2.19
Collaboration with other donors and development partners*	75	5.37	2.25	98	6.82	1.86
Collaboration with the private sector				91	6.62	1.74
Straightforwardness and honesty*	49	6.17	2.08	117	7.76	1.84
Treating clients and stakeholders in Paraguay with respect*	104	6.63	2.32	116	7.67	1.81
Being a long-term partner				116	7.71	2.04

*Significantly different between FY2016 and FY2013



C. World Bank Group's Effectiveness and Results

How EFFECTIVE do you believe the World Bank Group is in terms of the work it does in the following areas of development in Paraguay? (1-Not effective at all, 10-Very effective)

	FY 2013			FY 2016		
	N	Mean	SD	N	Mean	SD
Gender equity	95	5.45	1.95	26	5.98	2.19
Transport*	82	5.46	1.99	74	7.39	1.72
Crime and violence*	62	4.41	1.59	16	5.75	2.44
Law and justice*	69	4.51	1.83	30	6.59	1.81
Poverty reduction*	115	5.59	2.02	84	7.44	1.84
Anti corruption*	89	5.19	2.06	62	7.19	1.81
Private sector development*	63	5.18	1.78	31	7.36	1.75
Water and sanitation*	95	5.98	2.01	77	7.74	1.62
Economic and sustainable growth*	84	5.65	2.09	49	7.42	1.63
Health*	87	5.45	1.99	44	7.39	1.64
Job creation/employment*	61	5.09	2.02	41	6.81	1.93
Equality of opportunity*	74	5.13	2.07	37	6.83	1.74
Energy*	76	5.52	1.76	48	7.60	1.73
Rural development*	83	5.43	2.14	57	7.23	1.80
Education*	100	5.67	1.90	56	7.54	1.69
Social protection*	59	4.08	2.53	44	7.50	1.76
Climate change*	69	5.31	1.74	40	7.09	2.18

*Significantly different between FY2016 and FY2013

	FY 2013			FY 2016		
	N	Mean	SD	N	Mean	SD
To what extent does the World Bank Group's work help to achieve development results in Paraguay?*	126	5.81	1.80	137	6.81	1.70

(1-To no degree at all, 10-To a very significant degree)

*Significantly different between FY2016 and FY2013

To what extent do you agree with the following statements about the World Bank Group in Paraguay?

(1-Strongly disagree, 10-Strongly agree)

	FY 2013			FY 2016		
	N	Mean	SD	N	Mean	SD
The World Bank Group's financial instruments meet the needs of Paraguay*	124	5.18	2.12	133	6.79	1.82
The World Bank Group meets Paraguay's needs for knowledge services*	125	5.27	2.06	132	6.85	1.89

*Significantly different between FY2016 and FY2013

D. The World Bank Group's Knowledge Work and Activities

Percentage of Respondents	FY 2013	FY 2016
Weekly	3.7%	11.5%
Monthly	16.2%	20.3%
A few times a year	44.9%	42.6%
Rarely	31.6%	24.3%
Never	3.7%	1.4%

**D. The World Bank Group's Knowledge Work and Activities (continued)**

In Paraguay, to what extent do you believe that the World Bank Group's knowledge work and activities:

(1-To no degree at all, 10-To a very significant degree)

	FY 2013			FY 2016		
	N	Mean	SD	N	Mean	SD
Are timely*	104	6.02	1.69	116	7.34	1.66
Include appropriate level of stakeholder involvement during preparation				95	6.70	2.13
Lead to practical solutions				112	6.87	2.04
Are accessible (well written and easy to understand)*	113	6.09	1.93	124	7.00	2.04
Are source of relevant information on global good practices*	95	6.54	1.85	119	7.24	2.11
Are adequately disseminated*	115	4.86	2.38	114	6.44	2.23
Are translated enough into local language*	99	5.84	2.13	121	6.81	2.30
Are adaptable to Paraguay's specific development challenges and country circumstances*	98	5.75	1.85	115	7.14	2.05

*Significantly different between FY2016 and FY2013

	FY 2013			FY 2016		
	N	Mean	SD	N	Mean	SD
Overall, how significant a contribution do you believe the World Bank Group's knowledge work and activities make to development results in your country?*	124	6.46	1.84	129	7.34	1.78
Overall, how would you rate the technical quality of the World Bank Group's knowledge work and activities?*	124	6.56	1.74	128	7.94	1.43

(1-Not significant at all, 10-Very significant; 1-Very low technical quality, 10-Very high technical quality)

*Significantly different between FY2016 and FY2013

E. Working with the World Bank Group

To what extent do you agree/disagree with the following statements? (1-Strongly disagree, 10-Strongly agree)

	FY 2013			FY 2016		
	N	Mean	SD	N	Mean	SD
The World Bank Group disburses funds promptly*	61	5.98	2.15	95	7.06	2.01
The World Bank Group effectively monitors and evaluates the projects and programs it supports	73	6.93	2.21	117	7.29	1.94
The World Bank Group's approvals and reviews are done in a timely fashion*	65	6.04	2.15	99	6.85	1.97
The World Bank Group's "Safeguard Policy" requirements are reasonable*	56	6.25	1.90	82	7.31	2.04
The World Bank Group's conditions on its lending are reasonable				99	7.30	1.71
The World Bank Group takes decisions quickly in Paraguay				97	6.50	2.13
Working with the World Bank Group increases Paraguay institutional capacity				118	7.57	1.72
Where country systems are adequate, the World Bank Group makes appropriate use of them	41	7.17	1.84	78	7.72	1.70
The World Bank Group provides effective implementation support	63	7.23	2.10	103	7.36	2.05

*Significantly different between FY2016 and FY2013

**G. Communication and Information Sharing**

Are you aware of the World Bank Group's Access to Information Policies under which the World Bank Group discloses any information in its possession that is not on a list of exceptions?

Percentage of Respondents	FY 2013	FY 2016
Yes	39.3%	32.6%
No	60.7%	67.4%

Have you requested information from the World Bank Group on its activities in the past year?*

Percentage of Respondents	FY 2013	FY 2016
Yes	7.5%	27.0%
No	92.5%	73.0%

*Significantly different between FY2016 and FY2013

Were you able to obtain this information?*

Percentage of Respondents	FY 2013	FY 2016
Yes	42.9%	89.2%
No	57.1%	10.8%

*Significantly different between FY2016 and FY2013

Do you have access to the Internet?

Percentage of Respondents	FY 2013	FY 2016
Yes	100.0%	99.2%
No	0.0%	0.8%

Do you use/have you used the World Bank Group website?

Percentage of Respondents	FY 2013	FY 2016
Yes	82.8%	82.7%
No	17.2%	17.3%

Which Internet connection do you use primarily when visiting a World Bank Group website?

Percentage of Respondents	FY 2013	FY 2016
High speed/ WiFi	96.6%	92.9%
Dial-up	3.4%	7.1%

Please rate how much you agree with the following statements. (1-Strongly disagree, 10-Strongly agree)

	FY 2013			FY 2016		
	N	Mean	SD	N	Mean	SD
I find the World Bank Group's websites easy to navigate*	112	6.82	1.65	115	7.40	1.90
I find the information on the World Bank Group's websites useful*	110	6.85	1.72	114	7.83	1.61
When I need information from the World Bank Group I know how to find it	116	7.07	2.45	124	7.48	2.32
The World Bank Group is responsive to my information requests and inquiries	89	7.62	2.05	90	7.96	2.00

*Significantly different between FY2016 and FY2013

Appendix E: Indicator Questions as a Function of Exposure to the World Bank Group

Indicator Question	Currently, do you professionally collaborate/work with the World Bank Group in your country?		Which of the following describes most of your exposure to the World Bank Group in Paraguay? (Choose no more than TWO)									
	Not collaborating with the WBG	Collaborating with the WBG	Observer		Use WB reports/data		Engage in WB activities		Collaborate		Use WB website	
			No Mean	Yes Mean	No Mean	Yes Mean	No Mean	Yes Mean	No Mean	Yes Mean	No Mean	Yes Mean
Overall effectiveness of the World Bank Group (WBG) in Paraguay	6.75	7.29	7.33	5.92	7.07	6.82	6.81	7.24	6.59	7.54	6.93	7.25
Overall the World Bank Group currently plays a relevant role in development in Paraguay	6.53	6.97	6.89	6.06	6.85	6.33	6.52	6.93	6.49	6.97	6.70	6.70
The World Bank Group's work is aligned with what I consider the development priorities for Paraguay	6.57	7.46	7.20	6.09	7.25	6.24	6.64	7.38	6.65	7.36	6.98	6.89
Responsiveness to needs	6.41	6.87	6.87	5.60	6.65	6.60	6.35	6.95	6.29	7.07	6.73	6.39
Flexibility (in terms of the institution's products and services)	6.17	6.40	6.34	6.04	6.38	6.00	6.09	6.49	6.07	6.53	6.29	6.25
Flexibility (in terms of changing country circumstances)	6.41	6.52	6.53	6.18	6.57	6.16	6.23	6.72	6.23	6.77	6.53	6.28
Being inclusive	6.68	6.97	6.89	6.48	6.91	6.59	6.57	7.11	6.65	7.04	6.87	6.66
Openness (sharing data and other information)	7.30	7.38	7.49	6.58	7.32	7.32	7.13	7.56	7.07	7.63	7.22	7.61
Collaboration with the Government	7.62	7.96	7.96	7.07	7.79	7.79	7.64	7.96	7.63	7.98	7.73	7.97
The speed in which it gets things accomplished on the ground	5.93	6.17	6.17	5.45	6.07	5.97	5.97	6.13	5.88	6.24	5.99	6.24
Ease of access to the people at the World Bank Group who are making decisions important to my work	6.52	7.07	7.12	5.35	6.83	6.65	6.48	7.14	6.21	7.45	6.68	7.16
Collaboration with civil society	5.97	6.48	6.56	4.54	6.16	6.10	6.05	6.26	5.72	6.66	6.06	6.41
Staff accessibility	6.53	7.05	7.11	5.41	6.86	6.53	6.58	7.00	6.27	7.39	6.60	7.32
Collaboration with other donors and development partners	6.70	7.23	7.28	5.71	6.84	7.37	6.64	7.33	6.81	7.16	6.95	7.04
Collaboration with the private sector	6.66	6.81	7.03	5.47	6.60	7.00	6.53	6.91	6.48	7.00	6.66	6.84
Straightforwardness and honesty	7.71	8.07	8.08	7.05	7.90	7.97	7.77	8.06	7.75	8.10	7.74	8.37
Treating clients and stakeholders in Paraguay with respect	7.65	8.15	8.04	7.15	7.89	7.93	7.79	8.00	7.54	8.27	7.76	8.32
Being a long-term partner	7.54	8.19	8.13	6.78	7.87	7.91	7.65	8.13	7.61	8.21	7.71	8.36
To what extent does the World Bank Group's work help to achieve development results in Paraguay?	6.48	7.32	7.04	6.24	7.07	6.36	6.74	7.03	6.58	7.21	6.82	7.00
The World Bank Group's financial instruments (i.e., investment lending, Development Policy Loan, Trust Funds, Program 4 Result, etc.) meet the needs of Paraguay	6.58	7.14	7.12	5.77	6.93	6.56	6.63	7.08	6.43	7.30	6.79	6.94
The World Bank Group meets Paraguay's needs for knowledge services (e.g., research, analysis, data, technical assistance)	6.75	6.92	7.04	5.97	6.73	7.02	6.68	7.00	6.65	7.03	6.83	6.76
The World Bank Group's knowledge work and activities are adaptable to Paraguay's specific development challenges and country circumstances	6.93	7.35	7.39	5.85	7.20	7.00	7.03	7.25	6.71	7.64	7.03	7.54
Overall, how significant a contribution do you believe the World Bank Group's knowledge work and activities make to development results in your country?	7.06	7.62	7.59	6.38	7.52	6.98	7.20	7.56	6.97	7.80	7.29	7.59
Overall, how would you rate the technical quality of the World Bank Group's knowledge work and activities?	7.88	8.03	8.09	7.46	8.01	7.88	7.92	8.03	7.73	8.26	7.91	8.15
The World Bank Group takes decisions quickly in Paraguay	6.12	6.93	6.91	4.83	6.70	6.23	6.58	6.57	6.06	7.07	6.52	6.76
Where country systems (e.g., procurement, financial management, etc.) are adequate, the World Bank Group makes appropriate use of them	7.38	7.75	7.86	6.08	7.67	7.48	7.46	7.83	7.14	8.07	7.72	7.29

Yellow highlight indicates significant difference between Yes and No means.

Appendix F: Paraguay FY 2016 Questionnaire



World Bank Group Country Survey FY16 – Paraguay

The World Bank Group is interested in gauging the views of clients and partners who are either involved in development in Paraguay or who observe activities related to social and economic development. The following survey will give the World Bank Group's team that works in Paraguay, greater insight into how the Bank's work is perceived. This is one tool the World Bank Group uses to assess the views of its stakeholders, and to develop more effective strategies that support development in Paraguay.

A local independent firm has been hired to oversee the logistics of this survey. This ensures anonymity and confidentiality. We hope you'll be candid.

Finally, the survey relates to the World Bank Group's work. The World Bank Group consists of IBRD, IDA, IFC, MIGA, and ICSID. When responding to the survey, please consider the area of the World Bank Group with which you are most familiar.

To complete the survey, please circle/check the response that most accurately reflects your opinion. If you prefer not to answer a question, please leave it blank. If you feel that you do not have an adequate amount of information on a subject, please check "Don't know".

PLEASE NOTE: IN SOME CASES THE SURVEY WILL ASK FOR A SPECIFIC NUMBER OF RESPONSES. PLEASE DO NOT CHOOSE ANY MORE THAN REQUESTED. IF MORE RESPONSES ARE CHOSEN, DATA CANNOT BE INCLUDED IN ANALYSIS.

SECTION A: GENERAL ISSUES FACING PARAGUAY

A1. In general would you say that Paraguay is headed in ... ?	
1	The right direction
2	The wrong direction
3	Not sure

SECTION A: GENERAL ISSUES

A2. Listed below are a number of development priorities in Paraguay.			
Please identify which of the following you consider the most important development priorities in Paraguay? (Choose no more than THREE)			
1	Global/regional integration	19	Health
2	Food security	20	Climate change (e.g., mitigation, adaptation)
3	Public sector governance/ reform (i.e., government effectiveness, public financial management, public expenditure, fiscal system reform, fiscal management)	21	Poverty reduction
4	Social protection (e.g., pensions, targeted social assistance)	22	Transport (e.g., roads, bridges, transportation)
5	Gender equity	23	Education
6	Financial inclusion	24	Agricultural development/Agricultural risk management
7	Private sector development	25	Social inclusion (e.g., public services for the poor)
8	Foreign direct investment	26	Trade and exports
9	Urban development	27	Crime and violence
10	Energy	28	Anti corruption
11	Job creation/employment	29	Law and justice (e.g., judicial system)
12	Public transparency (e.g., access to public information)	30	Regulatory framework
13	Rural development	31	Economic resilience (e.g., floods and droughts affecting economy)
14	Financial markets	32	Communicable/non-communicable diseases
15	Water and sanitation	33	Natural resource management (e.g., oil, gas, mining)
16	Social accountability	34	Economic and sustainable growth
17	Environmental sustainability/management	35	Disaster management
18	Equality of opportunity (i.e., equity)	36	Information and communications technology

SECTION A: GENERAL ISSUES

A3. The World Bank Group has committed itself to twin goals: ending extreme poverty by 2030 and boosting shared prosperity. Poverty reduction is a broad term that encompasses work in many different areas.

Which THREE areas of development listed below do you believe would contribute most to reducing poverty in Paraguay? (Choose no more than THREE)

1	Water and sanitation	19	Anti corruption
2	Equality of opportunity (i.e., equity)	20	Education
3	Rural development	21	Foreign direct investment
4	Climate change (e.g., mitigation, adaptation)	22	Energy
5	Global/regional integration	23	Public sector governance/ reform (i.e., government effectiveness, public financial management, public expenditure, fiscal system reform, fiscal management)
6	Financial inclusion	24	Public transparency (e.g., access to public information)
7	Gender equity	25	Private sector development
8	Economic and sustainable growth	26	Natural resource management (e.g., oil, gas, mining)
9	Urban development	27	Environmental sustainability/management
10	Regulatory framework	28	Health
11	Social accountability	29	Social inclusion (e.g., public services for the poor)
12	Social protection (e.g., pensions, targeted social assistance)	30	Agricultural development/Agricultural risk management
13	Law and justice (e.g., judicial system)	31	Disaster management
14	Transport (e.g., roads, bridges, transportation)	32	Job creation/employment
15	Economic resilience (e.g., floods and droughts affecting economy)	33	Financial markets
16	Crime and violence	34	Trade and exports
17	Communicable/non-communicable diseases	35	Food security
18	Information and communications technology		

**SECTION A: GENERAL ISSUES**

A4. The World Bank Group's "Shared Prosperity" goal captures two key elements, economic growth and equity. It will seek to foster income growth among the bottom 40 percent of a country's population. Improvement in the Shared Prosperity Indicator requires growth and well-being of the less well-off. When thinking about the idea of "shared prosperity" in your country, which of the following TWO best illustrate how this would be achieved in Paraguay? (Choose no more than TWO)

1	Consistent economic growth
2	More reliable social safety net
3	Greater access to micro-finance for the poor
4	Strengthening resilience to risk and volatility
5	Greater voice and participation for citizens to help ensure greater accountability
6	Better agricultural risk management
7	Greater access to health and nutrition for citizens
8	Better entrepreneurial opportunities (i.e., to start small and medium sized businesses)
9	A growing middle class
10	Better opportunity for the poor who live in rural areas
11	Better opportunity for the poor who live in urban areas
12	Better access to quality public services for the poor
13	Better employment opportunities for young people
14	Better employment opportunities for women
15	Greater private investment in logistics projects
16	Greater equity of fiscal policy
17	Education and training that better ensure job opportunity
18	Better quality public services
19	Other (please specify): _____

A5. Do you think the gap between the rich and the poor is a very big problem, a moderately big problem, a small problem or not a problem at all in Paraguay? (Select only ONE response)

1	A very big problem
2	A moderately big problem
3	A small problem
4	Not a problem at all
5	Don't know

A6. In your view, is global climate change a very serious problem, somewhat serious, not too serious, or not a problem? (Select only ONE response)

1	A very serious problem
2	A somewhat serious problem
3	Not too serious problem
4	Not a problem
5	Don't know

**SECTION B: OVERALL ATTITUDES TOWARD THE WORLD BANK GROUP**

How familiar are you with the work of these organizations in Paraguay?											
		Not familiar at all						Extremely familiar			
B1	World Bank Group (WBG)	1	2	3	4	5	6	7	8	9	10
B2	Inter-American Development Bank (IDB/BID)	1	2	3	4	5	6	7	8	9	10
B3	Latin American Development Bank (CAF)	1	2	3	4	5	6	7	8	9	10

Overall, please rate your impression of the effectiveness of these organizations in Paraguay.											
		Not effective at all						Extremely effective		Don't know	
B4	World Bank Group (WBG)	1	2	3	4	5	6	7	8	9	10
B5	Inter-American Development Bank (IDB/BID)	1	2	3	4	5	6	7	8	9	10
B6	Latin American Development Bank (CAF)	1	2	3	4	5	6	7	8	9	10

B7. To what extent do you believe the World Bank Group's staff is well prepared (e.g., skills and knowledge) to help Paraguay solve its most complicated development challenges?											
1	2	3	4	5	6	7	8	9	10	<input type="checkbox"/>	
To no degree at all						To a very significant degree				Don't know	

B8. When thinking about how the World Bank Group can have the most impact on development results in Paraguay, in which sectoral areas do you believe the World Bank Group should focus most of its resources (financial and knowledge services) in Paraguay? (Choose no more than THREE)											
1	Health	19	Environmental sustainability/management								
2	Crime and violence	20	Economic and sustainable growth								
3	Transport (e.g., roads, bridges, transportation)	21	Private sector development								
4	Agricultural development/Agricultural risk management	22	Water and sanitation								
5	Global/regional integration	23	Food security								
6	Job creation/employment	24	Climate change (e.g., mitigation, adaptation)								
7	Public sector governance/ reform (i.e., government effectiveness, public financial management, public expenditure, fiscal system reform, fiscal management)	25	Information and communications technology								
8	Social protection (e.g., pensions, targeted social assistance)	26	Trade and exports								
9	Financial inclusion	27	Equality of opportunity (i.e., equity)								
10	Rural development	28	Public transparency (e.g., access to public information)								
11	Social accountability	29	Law and justice (e.g., judicial system)								
12	Foreign direct investment	30	Social inclusion (e.g., public services for the poor)								
13	Education	31	Regulatory framework								
14	Energy	32	Communicable/non-communicable diseases								
15	Gender equity	33	Natural resource management (e.g., oil, gas, mining)								
16	Financial markets	34	Poverty reduction								
17	Economic resilience (e.g., floods and droughts affecting economy)	35	Anti corruption								
18	Urban development	36	Disaster management								

**SECTION B: OVERALL ATTITUDES TOWARD THE WORLD BANK GROUP**

B9. When thinking about the World Bank Group's role, which activity do you believe is of greatest VALUE and which activity is of second greatest value in Paraguay?			
		Greatest Value (Choose only ONE)	Second Greatest Value (Choose only ONE)
1	Policy advice, studies, analyses	<input type="checkbox"/>	<input type="checkbox"/>
2	Data and statistics	<input type="checkbox"/>	<input type="checkbox"/>
3	Convening/Facilitating	<input type="checkbox"/>	<input type="checkbox"/>
4	Financial resources	<input type="checkbox"/>	<input type="checkbox"/>
5	Capacity development	<input type="checkbox"/>	<input type="checkbox"/>
6	Technical assistance	<input type="checkbox"/>	<input type="checkbox"/>
7	Help to bring discipline/effective supervision to implementation of investment projects	<input type="checkbox"/>	<input type="checkbox"/>
8	Mobilizing third party financial resources	<input type="checkbox"/>	<input type="checkbox"/>
9	Donor coordination	<input type="checkbox"/>	<input type="checkbox"/>
10	Linkage to non-Bank expertise (i.e., South-South knowledge sharing)	<input type="checkbox"/>	<input type="checkbox"/>
11	Other (please specify): _____	<input type="checkbox"/>	<input type="checkbox"/>

B10. Which of the following do you identify as the World Bank Group's greatest WEAKNESSES in its work in Paraguay? (Choose no more than TWO)	
1	Too influenced by developed countries
2	Not exploring alternative policy options
3	Not collaborating enough with stakeholders outside the Government
4	Its advice and strategies do not lend themselves to practical problem solving
5	Not enough public disclosure of its work
6	Arrogant in its approach
7	Not client focused
8	The credibility of its knowledge/data
9	Not exploring alternatives at sub-national level
10	World Bank Group's processes too complex
11	Not willing to honestly criticize policies and reform efforts in the country
12	Staff too inaccessible
13	Imposing technocratic solutions without regard to political realities
14	World Bank Group's processes too slow (e.g., too bureaucratic in its operational policies and procedures)
15	Not aligned with other donors' work
16	Not aligned with country priorities
17	Not adequately sensitive to political/social realities in Paraguay
18	Other (please specify): _____
19	Don't know

**SECTION B: OVERALL ATTITUDES TOWARD THE WORLD BANK GROUP**

B11. Which World Bank Group's instruments do you believe are the MOST effective in reducing poverty in Paraguay? (Choose no more than TWO)

1	Trust Fund management
2	Knowledge products/services (analytical work, studies, surveys, etc.)
3	Capacity development
4	Technical assistance (advice, best practice, international experience, etc.)
5	Investment lending (financing specific projects)
6	Policy based lending / budget support to the Government
7	Multi-sectoral approaches
8	Other (please specify): _____
9	Don't know

B12. To what extent do you believe that the World Bank Group's work and support help the poorest in Paraguay? (Select only ONE response)

1	To a fully sufficient degree
2	To a somewhat sufficient degree
3	To a somewhat insufficient degree
4	To a very insufficient degree
5	Don't know

B13. In addition to the regular relations with the national government, which TWO of the following groups should the World Bank Group collaborate with more in your country? (Choose no more than TWO)

1	Parliament	7	NGOs/Community Based Organizations (CBOs)
2	Donor community	8	Youth/university groups
3	Media	9	Beneficiaries
4	Local Government	10	Foundations
5	Private sector	11	Other (please specify): _____
6	Academia/think tanks/research institutes	12	Don't know

To what extent do you agree with the following statements about the World Bank Group's work in Paraguay?

		Strongly disagree										Strongly agree	Don't know
B14	Overall the World Bank Group currently plays a relevant role in development in Paraguay	1	2	3	4	5	6	7	8	9	10		<input type="checkbox"/>
B15	The World Bank Group's work is aligned with what I consider the development priorities for Paraguay	1	2	3	4	5	6	7	8	9	10		<input type="checkbox"/>

SECTION B: OVERALL ATTITUDES TOWARD THE WORLD BANK GROUP

To what extent is the World Bank Group an effective development partner in Paraguay, in terms of each of the following?

		To no degree at all										To a very significant degree	Don't know
		1	2	3	4	5	6	7	8	9	10		
B16	Responsiveness to needs												<input type="checkbox"/>
B17	Flexibility (in terms of the institution's products and services)												<input type="checkbox"/>
B18	Flexibility (in terms of changing country circumstances)												<input type="checkbox"/>
B19	Being inclusive												<input type="checkbox"/>
B20	Openness (sharing data and other information)												<input type="checkbox"/>
B21	Collaboration with the Government												<input type="checkbox"/>
B22	The speed in which it gets things accomplished on the ground												<input type="checkbox"/>
B23	Ease of access to the people at the World Bank Group who are making decisions important to my work												<input type="checkbox"/>
B24	Collaboration with civil society												<input type="checkbox"/>
B25	Staff accessibility												<input type="checkbox"/>
B26	Collaboration with other donors and development partners												<input type="checkbox"/>
B27	Collaboration with the private sector												<input type="checkbox"/>
B28	Straightforwardness and honesty												<input type="checkbox"/>
B29	Treating clients and stakeholders in Paraguay with respect												<input type="checkbox"/>
B30	Being a long-term partner												<input type="checkbox"/>

B31. When World Bank Group assisted reform efforts fail or are slow to take place, which of the following would you attribute this to? (Choose no more than TWO)

1	The Government works inefficiently
2	Poor donor coordination
3	The World Bank Group is not sensitive enough to political/social realities on the ground
4	Lack of/inadequate levels of capacity in Government
5	There is not an adequate level of citizen/civil society participation
6	The World Bank Group works too slowly
7	The World Bank Group does not do adequate follow through/follow-up
8	Political pressures and obstacles
9	Reforms are not well thought out in light of country challenges
10	Other (please specify): _____

**SECTION C: WORLD BANK GROUP'S EFFECTIVENESS AND RESULTS**

C1. In your opinion, how IMPORTANT is it for the World Bank Group to be involved in the following areas of development in Paraguay?													
		<div> <div>Not important at all</div> <div>Very important</div> </div>										Don't know	
		1	2	3	4	5	6	7	8	9	10		
1	Crime and violence	1	2	3	4	5	6	7	8	9	10	<input type="checkbox"/>	
2	Financial markets	1	2	3	4	5	6	7	8	9	10	<input type="checkbox"/>	
3	Transport (e.g., roads, bridges, transportation)	1	2	3	4	5	6	7	8	9	10	<input type="checkbox"/>	
4	Anti corruption	1	2	3	4	5	6	7	8	9	10	<input type="checkbox"/>	
5	Law and justice (e.g., judicial system)	1	2	3	4	5	6	7	8	9	10	<input type="checkbox"/>	
6	Urban development	1	2	3	4	5	6	7	8	9	10	<input type="checkbox"/>	
7	Environmental sustainability/management	1	2	3	4	5	6	7	8	9	10	<input type="checkbox"/>	
8	Trade and exports	1	2	3	4	5	6	7	8	9	10	<input type="checkbox"/>	
9	Information and communications technology	1	2	3	4	5	6	7	8	9	10	<input type="checkbox"/>	
10	Poverty reduction	1	2	3	4	5	6	7	8	9	10	<input type="checkbox"/>	
11	Gender equity	1	2	3	4	5	6	7	8	9	10	<input type="checkbox"/>	
12	Private sector development	1	2	3	4	5	6	7	8	9	10	<input type="checkbox"/>	
13	Foreign direct investment	1	2	3	4	5	6	7	8	9	10	<input type="checkbox"/>	
14	Financial inclusion	1	2	3	4	5	6	7	8	9	10	<input type="checkbox"/>	
15	Water and sanitation	1	2	3	4	5	6	7	8	9	10	<input type="checkbox"/>	
16	Regulatory framework	1	2	3	4	5	6	7	8	9	10	<input type="checkbox"/>	
17	Economic and sustainable growth	1	2	3	4	5	6	7	8	9	10	<input type="checkbox"/>	
18	Energy	1	2	3	4	5	6	7	8	9	10	<input type="checkbox"/>	
19	Disaster management	1	2	3	4	5	6	7	8	9	10	<input type="checkbox"/>	
20	Public sector governance/ reform (i.e., government effectiveness, public financial management, public expenditure, fiscal system reform, fiscal management)	1	2	3	4	5	6	7	8	9	10	<input type="checkbox"/>	
21	Job creation/employment	1	2	3	4	5	6	7	8	9	10	<input type="checkbox"/>	
22	Public transparency (e.g., access to public information)	1	2	3	4	5	6	7	8	9	10	<input type="checkbox"/>	
23	Communicable/non-communicable diseases	1	2	3	4	5	6	7	8	9	10	<input type="checkbox"/>	
24	Equality of opportunity (i.e., equity)	1	2	3	4	5	6	7	8	9	10	<input type="checkbox"/>	
25	Social accountability	1	2	3	4	5	6	7	8	9	10	<input type="checkbox"/>	
26	Social protection (e.g., pensions, targeted social assistance)	1	2	3	4	5	6	7	8	9	10	<input type="checkbox"/>	
27	Rural development	1	2	3	4	5	6	7	8	9	10	<input type="checkbox"/>	
28	Global/regional integration	1	2	3	4	5	6	7	8	9	10	<input type="checkbox"/>	
29	Food security	1	2	3	4	5	6	7	8	9	10	<input type="checkbox"/>	
30	Natural resource management (e.g., oil, gas, mining)	1	2	3	4	5	6	7	8	9	10	<input type="checkbox"/>	
31	Health	1	2	3	4	5	6	7	8	9	10	<input type="checkbox"/>	
32	Climate change (e.g., mitigation, adaptation)	1	2	3	4	5	6	7	8	9	10	<input type="checkbox"/>	
33	Agricultural development/Agricultural risk management	1	2	3	4	5	6	7	8	9	10	<input type="checkbox"/>	
34	Economic resilience (e.g., floods and droughts affecting economy)	1	2	3	4	5	6	7	8	9	10	<input type="checkbox"/>	
35	Social inclusion (e.g., public services for the poor)	1	2	3	4	5	6	7	8	9	10	<input type="checkbox"/>	
36	Education	1	2	3	4	5	6	7	8	9	10	<input type="checkbox"/>	

**SECTION C: WORLD BANK GROUP'S EFFECTIVENESS AND RESULTS**

C2. How EFFECTIVE do you believe the World Bank Group is in terms of the work it does in the following areas of development in Paraguay? (If you have NO exposure to/experience in working in any of the sectors listed below, please respond "Don't know")

		Not effective at all										Very effective	Don't know
		1	2	3	4	5	6	7	8	9	10		
1	Gender equity	1	2	3	4	5	6	7	8	9	10	<input type="checkbox"/>	
2	Information and communications technology	1	2	3	4	5	6	7	8	9	10	<input type="checkbox"/>	
3	Transport (e.g., roads, bridges, transportation)	1	2	3	4	5	6	7	8	9	10	<input type="checkbox"/>	
4	Crime and violence	1	2	3	4	5	6	7	8	9	10	<input type="checkbox"/>	
5	Law and justice (e.g., judicial system)	1	2	3	4	5	6	7	8	9	10	<input type="checkbox"/>	
6	Financial inclusion	1	2	3	4	5	6	7	8	9	10	<input type="checkbox"/>	
7	Urban development	1	2	3	4	5	6	7	8	9	10	<input type="checkbox"/>	
8	Environmental sustainability/management	1	2	3	4	5	6	7	8	9	10	<input type="checkbox"/>	
9	Regulatory framework	1	2	3	4	5	6	7	8	9	10	<input type="checkbox"/>	
10	Communicable/non-communicable diseases	1	2	3	4	5	6	7	8	9	10	<input type="checkbox"/>	
11	Poverty reduction	1	2	3	4	5	6	7	8	9	10	<input type="checkbox"/>	
12	Anti corruption	1	2	3	4	5	6	7	8	9	10	<input type="checkbox"/>	
13	Private sector development	1	2	3	4	5	6	7	8	9	10	<input type="checkbox"/>	
14	Public transparency (e.g., access to public information)	1	2	3	4	5	6	7	8	9	10	<input type="checkbox"/>	
15	Foreign direct investment	1	2	3	4	5	6	7	8	9	10	<input type="checkbox"/>	
16	Water and sanitation	1	2	3	4	5	6	7	8	9	10	<input type="checkbox"/>	
17	Trade and exports	1	2	3	4	5	6	7	8	9	10	<input type="checkbox"/>	
18	Economic and sustainable growth	1	2	3	4	5	6	7	8	9	10	<input type="checkbox"/>	
19	Social accountability	1	2	3	4	5	6	7	8	9	10	<input type="checkbox"/>	
20	Health	1	2	3	4	5	6	7	8	9	10	<input type="checkbox"/>	
21	Disaster management	1	2	3	4	5	6	7	8	9	10	<input type="checkbox"/>	
22	Public sector governance/ reform (i.e., government effectiveness, public financial management, public expenditure, fiscal system reform, fiscal management)	1	2	3	4	5	6	7	8	9	10	<input type="checkbox"/>	
23	Job creation/employment	1	2	3	4	5	6	7	8	9	10	<input type="checkbox"/>	
24	Financial markets	1	2	3	4	5	6	7	8	9	10	<input type="checkbox"/>	
25	Equality of opportunity (i.e., equity)	1	2	3	4	5	6	7	8	9	10	<input type="checkbox"/>	
26	Economic resilience (e.g., floods and droughts affecting economy)	1	2	3	4	5	6	7	8	9	10	<input type="checkbox"/>	
27	Energy	1	2	3	4	5	6	7	8	9	10	<input type="checkbox"/>	
28	Rural development	1	2	3	4	5	6	7	8	9	10	<input type="checkbox"/>	
29	Global/regional integration	1	2	3	4	5	6	7	8	9	10	<input type="checkbox"/>	
30	Social inclusion (e.g., public services for the poor)	1	2	3	4	5	6	7	8	9	10	<input type="checkbox"/>	
31	Food security	1	2	3	4	5	6	7	8	9	10	<input type="checkbox"/>	
32	Education	1	2	3	4	5	6	7	8	9	10	<input type="checkbox"/>	
33	Social protection (e.g., pensions, targeted social assistance)	1	2	3	4	5	6	7	8	9	10	<input type="checkbox"/>	
34	Climate change (e.g., mitigation, adaptation)	1	2	3	4	5	6	7	8	9	10	<input type="checkbox"/>	
35	Agricultural development/Agricultural risk management	1	2	3	4	5	6	7	8	9	10	<input type="checkbox"/>	
36	Natural resource management (e.g., oil, gas, mining)	1	2	3	4	5	6	7	8	9	10	<input type="checkbox"/>	

SECTION C: WORLD BANK GROUP'S EFFECTIVENESS AND RESULTS

C3. To what extent does the World Bank Group's work help to achieve development results in Paraguay?												
1	2	3	4	5	6	7	8	9	10	<input type="checkbox"/>		
To no degree at all									To a very significant degree		Don't know	

To what extent do you agree with the following statements about the World Bank Group in Paraguay?															
				Strongly disagree						Strongly agree		Don't know			
C4	The World Bank Group's financial instruments (i.e., investment lending, Development Policy Loan, Trust Funds, Program 4 Result, etc.) meet the needs of Paraguay				1	2	3	4	5	6	7	8	9	10	<input type="checkbox"/>
C5	The World Bank Group meets Paraguay's needs for knowledge services (e.g., research, analysis, data, technical assistance)				1	2	3	4	5	6	7	8	9	10	<input type="checkbox"/>

C6. To what extent do you believe that Paraguay received value for money from the World Bank Group's Reimbursable Advisory Services (RAS)?												
1	2	3	4	5	6	7	8	9	10	<input type="checkbox"/>		
To no degree at all									To a very significant degree		Don't know	

C7. To what extent do you believe the World Bank Group measures and corrects its work in real time in Paraguay?												
1	2	3	4	5	6	7	8	9	10	<input type="checkbox"/>		
To no degree at all									To a very significant degree		Don't know	

PLEASE NOTE: IN SOME CASES THE SURVEY WILL ASK FOR A SPECIFIC NUMBER OF RESPONSES. PLEASE DO NOT CHOOSE ANY MORE THAN REQUESTED. IF MORE RESPONSES ARE CHOSEN, DATA CANNOT BE INCLUDED IN ANALYSIS.

SECTION D: THE WORLD BANK GROUP'S KNOWLEDGE WORK AND ACTIVITIES (i.e., ANALYSIS, STUDIES, RESEARCH, DATA, REPORTS, CONFERENCES)

D1. How frequently do you consult World Bank Group's knowledge work and activities in the work you do?

1	Weekly
2	Monthly
3	A few times a year
4	Rarely
5	Never

In Paraguay, to what extent do you believe that the World Bank Group's knowledge work and activities:

		To no degree at all										To a very significant degree	Don't know
		1	2	3	4	5	6	7	8	9	10		
D2	Are timely	1	2	3	4	5	6	7	8	9	10		<input type="checkbox"/>
D3	Include appropriate level of stakeholder involvement during preparation	1	2	3	4	5	6	7	8	9	10		<input type="checkbox"/>
D4	Lead to practical solutions	1	2	3	4	5	6	7	8	9	10		<input type="checkbox"/>
D5	Are accessible (well written and easy to understand)	1	2	3	4	5	6	7	8	9	10		<input type="checkbox"/>
D6	Are source of relevant information on global good practices	1	2	3	4	5	6	7	8	9	10		<input type="checkbox"/>
D7	Are adequately disseminated	1	2	3	4	5	6	7	8	9	10		<input type="checkbox"/>
D8	Are translated enough into local language	1	2	3	4	5	6	7	8	9	10		<input type="checkbox"/>
D9	Are adaptable to Paraguay's specific development challenges and country circumstances	1	2	3	4	5	6	7	8	9	10		<input type="checkbox"/>

D10. Overall, how significant a contribution do you believe the World Bank Group's knowledge work and activities make to development results in your country?

1	2	3	4	5	6	7	8	9	10	<input type="checkbox"/>
Not significant at all									Very significant	Don't know

D11. Overall, how would you rate the technical quality of the World Bank Group's knowledge work and activities?

1	2	3	4	5	6	7	8	9	10	<input type="checkbox"/>
Very low technical quality									Very high technical quality	Don't know

SECTION E: WORKING WITH THE WORLD BANK GROUP

To what extent do you agree/disagree with the following statements?													
		Strongly disagree										Strongly agree	Don't know
E1	The World Bank Group disburses funds promptly	1	2	3	4	5	6	7	8	9	10	<input type="checkbox"/>	
E2	The World Bank Group effectively monitors and evaluates the projects and programs it supports	1	2	3	4	5	6	7	8	9	10	<input type="checkbox"/>	
E3	The World Bank Group's approvals and reviews are done in a timely fashion	1	2	3	4	5	6	7	8	9	10	<input type="checkbox"/>	
E4	The World Bank Group's "Safeguard Policy" requirements are reasonable	1	2	3	4	5	6	7	8	9	10	<input type="checkbox"/>	
E5	The World Bank Group's conditions on its lending are reasonable	1	2	3	4	5	6	7	8	9	10	<input type="checkbox"/>	
E6	The World Bank Group takes decisions quickly in Paraguay	1	2	3	4	5	6	7	8	9	10	<input type="checkbox"/>	
E7	Working with the World Bank Group increases Paraguay institutional capacity	1	2	3	4	5	6	7	8	9	10	<input type="checkbox"/>	
E8	Where country systems (e.g., procurement, financial management, etc.) are adequate, the World Bank Group makes appropriate use of them	1	2	3	4	5	6	7	8	9	10	<input type="checkbox"/>	
E9	The World Bank Group provides effective implementation support (i.e., supervision of projects)	1	2	3	4	5	6	7	8	9	10	<input type="checkbox"/>	

E10. To what extent do you believe that the World Bank Group's work helps to find solutions that promote private public partnerships in Paraguay?												
1	2	3	4	5	6	7	8	9	10	<input type="checkbox"/>		
To no degree at all									To a very significant degree		Don't know	

E11. Which of the following best describes the World Bank Group's support in Paraguay? (Select only one response)	
1	The World Bank Group is sufficiently selective and focuses on the most important development challenges in Paraguay
2	The World Bank Group is not sufficiently selective in Paraguay, and it is involved in too many areas of development.
3	Don't know

SECTION F: THE FUTURE ROLE OF THE WORLD BANK GROUP IN PARAGUAY

F1. Which of the following SHOULD the World Bank Group do to make itself of greater value in Paraguay? (Choose no more than TWO)	
1	Offer more innovative financial products
2	Ensure greater selectivity in its work
3	Provide more adequate data/knowledge/statistics/figures on Paraguay's economy
4	Improve the competitiveness of its financing compared to markets (e.g., cost, timeliness, other terms)
5	Reach out more to groups outside of Government
6	Increase the level of capacity development in the country
7	Improve the quality of its experts as related to Paraguay's specific challenges
8	Offer more innovative knowledge services
9	Respond to clients' needs timely and promptly
10	Collaborate more effectively with Government clients (e.g., national, state, local)
11	Support the capacity building at the operational level of the Government
12	Work faster
13	Reduce the complexity of obtaining World Bank Group financing
14	Increase availability of Reimbursable Advisory Services (RAS)
15	Other (please specify): _____

F2. When considering the combination of services that the World Bank Group offers in Paraguay, and taking into account its limited level of resources, which ONE of the following do you believe the World Bank Group should offer more of in Paraguay? (Select only ONE response)	
1	Financial services
2	Knowledge products
3	Advisory services
4	Convening services
5	None of the above
6	The combination is appropriate for Paraguay
7	Don't know

SECTION G: COMMUNICATION AND INFORMATION SHARING

G1. How do you get most of your information about economic and social development issues in Paraguay? (Choose no more than TWO)			
1	Social media (e.g., Facebook, blogs, Twitter, YouTube, Flickr)	7	International television
2	International newspapers	8	Local newspapers
3	Local radio	9	Internet
4	International radio	10	Periodicals
5	Conferences/seminars/workshops	11	Debate groups
6	Local television	12	Other (please specify): _____

G2. How would you prefer to receive information from the World Bank Group? (Choose no more than TWO)			
1	Direct contact with World Bank Group (i.e., face to face meetings/discussions)	5	World Bank Group's website
2	Mobile phones	6	Social media (e.g., Facebook, blogs, Twitter, YouTube, Flickr)
3	World Bank Group's seminars/workshops/conferences/thematic round table discussions	7	e-Newsletters
4	World Bank Group's publications and other written materials	8	Other (please specify): _____

G3		Yes	No
Are you aware of the World Bank Group's Access to Information Policies under which the World Bank Group discloses any information in its possession that is not on a list of exceptions? (If YES please go to Question G4; if NO please go to G5)			

G4. If yes, from which of the following sources did you learn about the World Bank Group's Access to Information Policies? (Select only ONE response)	
1	World Bank Group's seminars/workshops/conferences
2	World Bank Group's website
3	World Bank Group's e-Newsletters
4	News/Media
5	Colleagues/Friends/Peer organizations
6	Other (please specify): _____

G5		Yes	No
Have you requested information from the World Bank Group on its activities in the past year? (If YES please go to Question G6; if NO please go to G7)			
G6 Were you able to obtain this information?		Yes	No
G7 Do you have access to the Internet?		Yes	No
G8 Do you use/have you used the World Bank Group website?		Yes	No
G9 Do you currently consult the World Bank Group social media sites (e.g., Facebook, blogs, Twitter, YouTube, and Flickr)?		Yes	No

SECTION G: COMMUNICATION AND INFORMATION SHARING

G10. Which Internet connection do you use primarily when visiting a World Bank Group website?	
1	High speed/WiFi
2	Dial-up

Please rate how much you agree with the following statements.													
		Strongly disagree								Strongly agree		Don't know	
G11	I find the World Bank Group’s websites easy to navigate. <i>(Only answer if you have used a World Bank Group website)</i>	1	2	3	4	5	6	7	8	9	10	<input type="checkbox"/>	
G12	I find the information on the World Bank Group’s websites useful. <i>(Only answer if you have used a World Bank Group website)</i>	1	2	3	4	5	6	7	8	9	10	<input type="checkbox"/>	
G13	The World Bank Group’s social media channels (e.g., blogs, Facebook, Twitter, YouTube, Flickr) are valuable sources of information about the institution	1	2	3	4	5	6	7	8	9	10	<input type="checkbox"/>	
G14	When I need information from the World Bank Group I know how to find it (e.g., whom to call, where to reach them, etc.)	1	2	3	4	5	6	7	8	9	10	<input type="checkbox"/>	
G15	The World Bank Group is responsive to my information requests and inquiries	1	2	3	4	5	6	7	8	9	10	<input type="checkbox"/>	

SECTION H: BACKGROUND INFORMATION

H1. Which of the following best describes your current position? (Select only ONE response)			
1	Office of the President, Prime Minister	11	NGO/Community Based Organization
2	Office of Minister	12	Media (press, radio, TV, web, etc.)
3	Office of Parliamentarian	13	Independent Government Institution (i.e., Regulatory Agency, Central Bank/oversight institution)
4	Employee of a Ministry, Ministerial Department or Implementation Agency	14	Trade Union
5	Project Management Unit (PMU) overseeing implementation of project/ Consultant/Contractor working on World Bank Group supported project/program	15	Faith-Based Group
6	Local Government Office or Staff	16	Youth Group
7	Bilateral/Multilateral Agency	17	Academia/Research Institute/Think Tank
8	Private Sector Organization	18	Judiciary Branch
9	Private Foundation	19	Other (please specify): _____
10	Financial Sector/Private Bank		

H2. Please identify the primary specialization of your work. (Select only ONE response)			
1	Water	12	Gender
2	Social protection and labor	13	Transport and ICT
3	Fragility, conflict and violence	14	Urban, rural, and social development
4	Environment and natural resources	15	Governance
5	Public-private partnerships	16	Poverty
6	Education	17	Jobs
7	Health, nutrition, and population	18	Agriculture
8	Energy and extractives	19	Climate Change
9	Macroeconomics and fiscal management	20	Generalist (specialized in multiple sectors)
10	Trade and competitiveness	21	Other (please specify): _____
11	Finance and markets		

H3. Currently, do you professionally collaborate/work with the World Bank Group (IBRD/IDA, IFC, or MIGA) in your country? (Select only ONE response)	
1	Yes
2	No

**SECTION H: BACKGROUND INFORMATION**

H4. Which of the following agencies of the World Bank Group do you primarily engage with in Paraguay? (Select only ONE response)

1	The World Bank (IBRD/IDA)
2	The International Finance Corporation (IFC)
3	The Multilateral Investment Guarantee Agency (MIGA)
4	Other (please specify): _____

**H5. Do your projects involve both the World Bank and the IFC?
(If YES please go to Question H6; If NO please go to H7)**

1	Yes
2	No

**H6. If yes, what was your view of how the two institutions work together in Paraguay?
(Select only ONE response)**

1	The two institutions work well together
2	The way the two institutions work together needs improvement
3	The two institutions do not work well together
4	Don't know

**H7. Which of the following describes most of your exposure to the World Bank Group in Paraguay?
(Choose no more than TWO)**

1	Observer (i.e., follow in media, discuss in informal conversations, etc.)
2	Use World Bank Group reports/data
3	Engage in World Bank Group related/sponsored events/activities
4	Collaborate as part of my professional duties
5	Use World Bank Group website for information, data, research, etc.

H8. What's your gender?

1	Female
2	Male

H9. Which best represents your geographic location?

1	Central Department
2	Oriental Region
3	Occidental Region

Thank you for completing the survey!