

Kyrgyz Republic

Survey of Conflict Prevention and Cooperation 2004

Survey Documentation

March 14 2006

Metadata Production

| | |
|-----------------------------|--|
| Metadata Producer(s) | Andy Felton , The Brookings Institution Olivier Dupriez , The World Bank / IHSN |
| Production Date | March 13 2006 |

This report was generated using the [IHSN Microdata Management Toolkit](#)

Table of Contents

| | |
|---|---------------------|
| Overview..... | 1 |
| Scope & Coverage..... | 1 |
| Producers & Sponsors..... | 1 |
| Sampling..... | 1 |
| Data Collection..... | 2 |
| File(s) Description..... | 3 |
| database_kyr..... | 3 |
| Variables List..... | 4 |
| database_kyr..... | 4 |
| Variables Description..... | 30 |
| database_kyr..... | 30 |
| Documentation..... | 257 |

Kyrgyz Republic (2004)

Survey of Conflict Prevention and Cooperation 2004

Overview

| | |
|---------------------|--|
| Type | Opinion survey |
| Version | Data provided to the World Bank by The Brookings Institution on January 31, 2006 |
| Kind of Data | Sample survey data [ssd] |

Scope & Coverage

Geographic Coverage

The project uses public opinion polling to gather and then analyze a sample that represents the entire population of the country.

Producers & Sponsors

| | |
|---------------------------|----------------|
| Funding Agency/ies | The World Bank |
|---------------------------|----------------|

Sampling

Sampling Procedure

For all four Central Asian countries in this survey, the sampling procedure is a three-stage stratified clustered one. Census data on the territorial dispersion of the population is used as the base to start the sampling methodology. The sampling procedure takes the total population of the country, considers geographic units within the country as either urban or rural, and then develops random procedures to select who to survey in three stages: first by randomly selected smaller geographic urban and units in each province (the primary sampling units or PSUs), second randomly choosing households within these units, and third, to randomly select which household member to interview in each household.

The sampling frame used to divide these four countries into smaller geographic units to randomly sample from differs slightly for each Central Asian country, based on differences in data availability on the population of the country and its dispersion. Subsequent sections explain the sampling methodology used and how this sampling frame differs in each country. Then all four countries have PSUs, random selection of households, and random sampling of individuals within households using the same methods.

Kyrgyzstan has 7 provinces, with Bishkek city is considered as an eighth province for the survey. Each province is divided into several districts (rural areas) and city councils ("gorodskoy kenesh"). Overall Kyrgyzstan has 56 units (44 districts and 14 city councils). Districts incorporates villages, city councils incorporates cities (one for each city council) and villages (although these are not in all city councils). Villages are incorporated into rural districts ("ailny okmot"). Kyrgyzstan has 14 cities, 431 rural districts and 1,815 villages. The population of Kyrgyzstan was 4,641,237 people, the urban population was 1,520,487 (33%), and the rural population 3,120,750 (67%) as of January, 1, 1998.

Several remote or inaccessible districts are excluded from the sampling frame. This category includes one district each in Naryn, Batken, Osh, Issyk-Kul, and three in Djalal-Abad. One larger district, Uzgen in Osh oblast, was excluded due to complicated interethnic and interreligious attitudes (147,183 inhabitants). In all, 14.99% of the rural population of the country was unfortunately left out of the sample frame, (467,853 people). This is 10.08% of the total population of Kyrgyzstan.

The sampling frame for Kyrgyzstan is constructed from a list of small territorial units that are the primary sampling units which are of two types: villages - rural settlements that are subordinated to rural councils ("ailny okmot") and is used as a unit for the sampling; and parts of large urban settlements - each city is divided into parts with populations between 3,991 and 5,364 inhabitants. As in Kazakhstan, such configuration of the sampling frame is required when there is only census data available for the population in urban settlements and there is no

information available on the population in administrative-territorial urban units of smaller sizes (such as makhallas in Uzbekistan).

As in Kazakhstan, the sampling scheme for Kyrgyzstan has:

- proportionate stratification by population of provinces;
- for all provinces:
- proportionate stratification by urban/rural population within provinces;
- PPS-sampling of PSUs within urban/rural strata
- sequential random sampling of households (Secondary Sampling Units - SSUs) in selected PSUs;
- Kish grid based sampling of respondents within households.

Thus, the sampling is three-stage stratified clustered sampling, with all three stages conducted identically to the Kazakhstan example above. 58 PSUs in Kyrgyzstan are selected from the sampling frames, with the number of interviews varying between 11 and 30 people per PSU.

The sample distribution of main demographic characteristics can be compared with census data from 1999 (with 2000 data used for education section).

Response Rate

282 cases of nonresponse were observed. The average response rate is about 84% (282 of 1782 cases. 210 of these cases were in urban areas, leaving a 70.0% response rate for cities, while 72 cases were rural, for a 93.3% response rate in rural Kyrgyzstan. Response rates were over 92% for all but Osh (89.6%) and Bishkek, where 177 people refused to participate, leaving a response rate of 58.2%. Most urban nonrespondents emphatically refused to participate (176 people or 83.8% of all urban residents that were non-responsive).

| Data Collection | |
|-----------------------------|------------------------------------|
| Data Collection | start 2004-09-11 end 2004-11-22 |
| Data Collection Mode | Face-to-face [f2f] |

File(s) Description

Dataset contains 1 file(s)

| database_kyr | |
|--------------|------|
| # Cases | 1500 |
| # Variables | 408 |

Variables List

Dataset contains 408 variable(s)

| File database_kyr | | | | | | | |
|-------------------|--------------------------|--|------------|--------------|-------|---------|--|
| # | Name | Label | Type | Format | Valid | Invalid | Question |
| 1 | q_number | Number of the questionnaire | Continuous | numeric-4.0 | 1500 | 0 | - |
| 2 | kish_no | Number of Kish card | Discrete | numeric-1.0 | 1500 | 0 | - |
| 3 | kish_mem | Quantity of members of HH in accordance to the Kish card | Discrete | numeric-2.0 | 1500 | 0 | - |
| 4 | psu_no | PSU | Continuous | numeric-4.0 | 1500 | 0 | - |
| 5 | region | Province | Discrete | numeric-3.0 | 1500 | 0 | - |
| 6 | city | City | Discrete | numeric-3.0 | 491 | 1009 | - |
| 7 | district | District | Discrete | numeric-3.0 | 1500 | 0 | - |
| 8 | point_ty | Point type | Discrete | numeric-1.0 | 1500 | 0 | - |
| 9 | country | Country of the survey | Discrete | numeric-1.0 | 1500 | 0 | - |
| 10 | gender | Gender of respondent | Discrete | numeric-1.0 | 1500 | 0 | - |
| 11 | i_date | Date of interview | Discrete | character-11 | 1500 | - | - |
| 12 | time_st | Time of starting interview | Discrete | character-8 | 1500 | 0 | - |
| 13 | time_end | Time of ending interview | Discrete | character-8 | 1500 | 0 | - |
| 14 | long_ | Interview duration | Discrete | character-8 | 1500 | 0 | - |
| 15 | interv_n | Code of interviewer | Continuous | numeric-3.0 | 1500 | 0 | - |
| 16 | int_gen | Gender of interviewer | Discrete | numeric-1.0 | 1500 | 0 | - |
| 17 | q1 | (Q1). What language do you prefer to use during our conversation? | Discrete | numeric-1.0 | 1500 | 0 | What language do you prefer to use during our conversation? |
| 18 | q2 | (Q2). Age of respondent | Continuous | numeric-3.0 | 1500 | 0 | - |
| 19 | q3p | (Q3 Primary). Nationality of respondent | Discrete | numeric-2.0 | 1500 | 0 | - |
| 20 | q3 | (Q3 Secondary). Nationality of respondent | Discrete | numeric-2.0 | 1500 | 0 | - |
| 21 | q4 | (Q4). Marital status of respondent | Discrete | numeric-1.0 | 1500 | 0 | - |
| 22 | q5 | (Q5). Highest level of education of respondent | Discrete | numeric-1.0 | 1500 | 0 | - |
| 23 | q6 | (Q6). Is there anybody in your household who has the educational level higher than yours. If yes, then what is that level? | Discrete | numeric-1.0 | 1500 | 0 | Is there anybody in your household who has the educational level higher than yours. If yes, then what is that level? |
| 24 | q7p | (Q7 Primary). What language do you think? | Discrete | numeric-2.0 | 1500 | 0 | What language do you think? |
| 25 | q7 | (Q7 Secondary). What language do you think? | Discrete | numeric-2.0 | 1500 | 0 | What language do you think? |
| 26 | q8p_1 | (Q8 Primary, 1st). What other languages do you speak fluently? | Discrete | numeric-3.0 | 1500 | 0 | What other languages do you speak fluently? |
| 27 | q8p_2 | (Q8 Primary, 2nd). What other languages do you speak fluently? | Discrete | numeric-3.0 | 264 | 1236 | What other languages do you speak fluently? |

Survey of Conflict Prevention and Cooperation 2004 - Variables List

| File database_kyr (cont.) | | | | | | | |
|---------------------------|-----------------------|--|----------|-------------|-------|---------|--|
| # | Name | Label | Type | Format | Valid | Invalid | Question |
| 28 | q8p_3 | (Q8 Primary, 3rd). What other languages do you speak fluently? | Discrete | numeric-3.0 | 23 | 1477 | What other languages do you speak fluently? |
| 29 | q8p_4 | (Q8 Primary, 4th). What other languages do you speak fluently? | Discrete | numeric-3.0 | 5 | 1495 | What other languages do you speak fluently? |
| 30 | q8_1 | (Q8 Secondary, 1st). What other languages do you speak fluently? | Discrete | numeric-3.0 | 1500 | 0 | What other languages do you speak fluently? |
| 31 | q8_2 | (Q8 Secondary, 2nd). What other languages do you speak fluently? | Discrete | numeric-3.0 | 260 | 1240 | What other languages do you speak fluently? |
| 32 | q8_3 | (Q8 Secondary, 3rd). What other languages do you speak fluently? | Discrete | numeric-3.0 | 19 | 1481 | What other languages do you speak fluently? |
| 33 | q8_4 | (Q8 Secondary, 4th). What other languages do you speak fluently? | Discrete | numeric-3.0 | 4 | 1496 | What other languages do you speak fluently? |
| 34 | q9 | (Q9). Generally speaking, how satisfied are you with your life | Discrete | numeric-1.0 | 1500 | 0 | Generally speaking, how satisfied are you with your life? |
| 35 | q10 | (Q10). How do you estimate current economic situation of your household? | Discrete | numeric-1.0 | 1500 | 0 | How do you estimate current economic situation of your household? |
| 36 | q11 | (Q11). How would you rate the economic situation in your household a few years a | Discrete | numeric-1.0 | 1500 | 0 | How would you rate the economic situation in your household a few years ago in comparison with current situation? |
| 37 | q12 | (Q12). Imagine a 10-step ladder where the poorest people are standing on the first | Discrete | numeric-2.0 | 1496 | 4 | Imagine a 10-step ladder where the poorest people are standing on the first, or lowest, step, and the richest people are standing on the tenth, or highest, step. On what step would you place yourself today? |
| 38 | q13 | (Q13). How long do you think it will take for you to reach a satisfactory standa | Discrete | numeric-1.0 | 1500 | 0 | How long do you think it will take for you to reach a satisfactory standard of living? |
| 39 | q14_a | (Q14_A). Did you write a letter of complaint to the national or local authorities | Discrete | numeric-1.0 | 1500 | 0 | Did you write a letter of complaint to the national or local authorities in the past three years? |
| 40 | q14_b | (Q14_B). Did you sign any collective petition to the national or local authorities | Discrete | numeric-1.0 | 1500 | 0 | Did you sign any collective petition to the national or local authorities in the past three years? |
| 41 | q14_c | (Q14_C). Did you ask your community/block committee to resolve any issue in the | Discrete | numeric-1.0 | 1500 | 0 | Did you ask your community/block committee to resolve any issue in the past three years? |
| 42 | q14_d | (Q14_D). Did you organize people in your district/village to resolve any issue i | Discrete | numeric-1.0 | 1500 | 0 | Did you organize people in your district/village to resolve any issue in the past three years? |
| 43 | q14_e | (Q14_E). Did you contact the press/media with any problem in the past three year | Discrete | numeric-1.0 | 1500 | 0 | Did you contact the press/media with any problem in the past three years? |
| 44 | q14_f | (Q14_F). Did you take part in an authorized protest (meetings, strikes, pickets) | Discrete | numeric-1.0 | 1500 | 0 | Did you take part in an authorized protest (meetings, strikes, pickets) in the past three years? |

Survey of Conflict Prevention and Cooperation 2004 - Variables List

| File database_kyr (cont.) | | | | | | | |
|---------------------------|-------------------------|--|----------|-------------|-------|---------|--|
| # | Name | Label | Type | Format | Valid | Invalid | Question |
| 45 | q14_g | (Q14_G). Did you take part in an unauthorized protest (meetings, strikes, picket | Discrete | numeric-1.0 | 1500 | 0 | Did you take part in an unauthorized protest (meetings, strikes, pickets) in the past three years? |
| 46 | q15 | (Q15). In the past 12 months, have you heard of any instances were people in you | Discrete | numeric-1.0 | 1500 | 0 | In the past 12 months, have you heard of any instances were people in your village or city have joined together to bring their grievances to local government (village council/municipality or block committee)? |
| 47 | q16 | (Q16). Are there grievances that you together with the representatives of your d | Discrete | numeric-3.0 | 1500 | 0 | Are there grievances that you together with the representatives of your district/village would like to discuss with authorities? |
| 48 | q16cp_1 | (Q16C Primary). Comments of respondents to question 16. | Discrete | numeric-3.0 | 1440 | 60 | Comments of respondents to question 16. |
| 49 | q16c_1 | (Q16C Secondary). Comments of respondents to question 16. | Discrete | numeric-3.0 | 1440 | 60 | Comments of respondents to question 16. |
| 50 | q17 | (Q17). Has the frequency of interaction with your relatives decreased or increas | Discrete | numeric-1.0 | 1500 | 0 | Has the frequency of interaction with your relatives decreased or increased over the last few years? |
| 51 | q18p_1 | (Q18 Primary, 1st). Why do you think the frequency of interaction has decreased? | Discrete | numeric-3.0 | 309 | 1191 | Why do you think the frequency of interaction has decreased? |
| 52 | q18p_2 | (Q18 Primary, 2nd). Why do you think the frequency of interaction has decreased? | Discrete | numeric-3.0 | 45 | 1455 | Why do you think the frequency of interaction has decreased? |
| 53 | q18p_3 | (Q18 Primary, 3rd). Why do you think the frequency of interaction has decreased? | Discrete | numeric-3.0 | 2 | 1498 | Why do you think the frequency of interaction has decreased? |
| 54 | q18_1 | (Q18 Secondary, 1st). Why do you think the frequency of interaction has decrease | Discrete | numeric-3.0 | 309 | 1191 | Why do you think the frequency of interaction has decreased? |
| 55 | q18_2 | (Q18 Secondary, 2nd). Why do you think the frequency of interaction has decrease | Discrete | numeric-3.0 | 35 | 1465 | Why do you think the frequency of interaction has decreased? |
| 56 | q18_3 | (Q18 Secondary, 3rd). Why do you think the frequency of interaction has decrease | Discrete | numeric-3.0 | 1 | 1499 | Why do you think the frequency of interaction has decreased? |
| 57 | q19 | (Q19). Generally speaking, do you think that most people can be trusted, or that | Discrete | numeric-1.0 | 1500 | 0 | Generally speaking, do you think that most people can be trusted, or that you should be too careful in dealing with people? |
| 58 | q20 | (Q20). In the past 12 months did you participate in any unpaid communal activiti | Discrete | numeric-1.0 | 1500 | 0 | In the past 12 months did you participate in any unpaid communal activities (such as beautification of the neighborhood)? |
| 59 | q21p_1 | (Q21 Primary, 1st). What exactly did you do in these communal activities? | Discrete | numeric-3.0 | 297 | 1203 | What exactly did you do in these communal activities? |
| 60 | q21p_2 | (Q21 Primary, 2nd). What | Discrete | numeric-3.0 | 63 | 1437 | What exactly did you do in these |

Survey of Conflict Prevention and Cooperation 2004 - Variables List

| File database_kyr (cont.) | | | | | | | |
|---------------------------|-------------------------|--|----------|-------------|-------|---------|---|
| # | Name | Label | Type | Format | Valid | Invalid | Question |
| | | exactly did you do in these communal activities? | | | | | communal activities? |
| 61 | q21p_3 | (Q21 Primary, 3rd). What exactly did you do in these communal activities? | Discrete | numeric-3.0 | 4 | 1496 | What exactly did you do in these communal activities? |
| 62 | q21_1 | (Q21 Secondary, 1st). What exactly did you do in these communal activities? | Discrete | numeric-3.0 | 297 | 1203 | What exactly did you do in these communal activities? |
| 63 | q21_2 | (Q21 Secondary, 2nd). What exactly did you do in these communal activities? | Discrete | numeric-3.0 | 29 | 1471 | What exactly did you do in these communal activities? |
| 64 | q22p_1 | (Q22 Primary, 1st). In your opinion, what are the three most critical issues tha | Discrete | numeric-3.0 | 1500 | 0 | In your opinion, what are the three most critical issues that people in your village/city faces today? |
| 65 | q22p_2 | (Q22 Primary, 2nd). In your opinion, what are the three most critical issues tha | Discrete | numeric-3.0 | 1317 | 183 | In your opinion, what are the three most critical issues that people in your village/city faces today? |
| 66 | q22p_3 | (Q22 Primary, 3rd). In your opinion, what are the three most critical issues tha | Discrete | numeric-3.0 | 871 | 629 | In your opinion, what are the three most critical issues that people in your village/city faces today? |
| 67 | q22_1 | (Q22 Secondary, 1st). In your opinion, what are the three most critical issues t | Discrete | numeric-3.0 | 1500 | 0 | In your opinion, what are the three most critical issues that people in your village/city faces today? |
| 68 | q22_2 | (Q22 Secondary, 2nd). In your opinion, what are the three most critical issues t | Discrete | numeric-3.0 | 1283 | 217 | In your opinion, what are the three most critical issues that people in your village/city faces today? |
| 69 | q22_3 | (Q22 Secondary, 3rd). In your opinion, what are the three most critical issues t | Discrete | numeric-3.0 | 707 | 793 | In your opinion, what are the three most critical issues that people in your village/city faces today? |
| 70 | q23 | (Q23). Compared to few years ago, do you feel less safe or more safe when you go | Discrete | numeric-1.0 | 1500 | 0 | Compared to few years ago, do you feel less safe or more safe when you go walking about alone when it is dark? |
| 71 | q24 | (Q24). Do the local authorities (village council/municipality or block committee | Discrete | numeric-1.0 | 1500 | 0 | Do the local authorities (village council/municipality or block committee) take interest in and responds to the needs of people in your city/village? |
| 72 | q25 | (Q25). Does the national government take interest in and responds to the needs o | Discrete | numeric-1.0 | 1500 | 0 | Does the national government take interest in and responds to the needs of people in your city/village? |
| 73 | q26 | (Q26). Are unofficial leaders, people who do not work for village council/munici | Discrete | numeric-1.0 | 1500 | 0 | Are unofficial leaders, people who do not work for village council/municipality or block committee, more active in your city or village than village council/municipality or block committee? |
| 74 | q27 | (Q27). Do you or anyone in your immediate family receive any kind of subsidy fro | Discrete | numeric-1.0 | 1500 | 0 | Do you or anyone in your immediate family receive any kind of subsidy from the state during the last 12 months excepting pension? |
| 75 | q28ap_1 | (Q28A Primary, 1st). Who usually resolves disputes and conflicts within the fami | Discrete | numeric-3.0 | 1500 | 0 | Who usually resolves disputes and conflicts within the family? |
| 76 | q28ap_2 | (Q28A Primary, 2nd). Who | Discrete | numeric-3.0 | 57 | 1443 | Who usually resolves disputes and |

Survey of Conflict Prevention and Cooperation 2004 - Variables List

| File database_kyr (cont.) | | | | | | | |
|---------------------------|-------------------------|--|----------|-------------|-------|---------|---|
| # | Name | Label | Type | Format | Valid | Invalid | Question |
| | | usually resolves disputes and conflicts within the fami | | | | | conflicts within the family? |
| 77 | q28ap_3 | (Q28A Primary, 3rd). Who usually resolves disputes and conflicts within the fami | Discrete | numeric-3.0 | 4 | 1496 | Who usually resolves disputes and conflicts within the family? |
| 78 | q28a_1 | (Q28A Secondary, 1st). Who usually resolves disputes and conflicts within the fa | Discrete | numeric-3.0 | 1500 | 0 | Who usually resolves disputes and conflicts within the family? |
| 79 | q28a_2 | (Q28A Secondary, 2nd). Who usually resolves disputes and conflicts within the fa | Discrete | numeric-3.0 | 57 | 1443 | Who usually resolves disputes and conflicts within the family? |
| 80 | q28a_3 | (Q28A Secondary, 3rd). Who usually resolves disputes and conflicts within the fa | Discrete | numeric-3.0 | 3 | 1497 | Who usually resolves disputes and conflicts within the family? |
| 81 | q28bp_1 | (Q28B Primary, 1st). Who usually resolves disputes and conflicts between familie | Discrete | numeric-3.0 | 1500 | 0 | Who usually resolves disputes and conflicts between families and neighbors? |
| 82 | q28bp_2 | (Q28B Primary, 2nd). Who usually resolves disputes and conflicts between familie | Discrete | numeric-3.0 | 260 | 1240 | Who usually resolves disputes and conflicts between families and neighbors? |
| 83 | q28bp_3 | (Q28B Primary, 3rd). Who usually resolves disputes and conflicts between familie | Discrete | numeric-3.0 | 36 | 1464 | Who usually resolves disputes and conflicts between families and neighbors? |
| 84 | q28bp_4 | (Q28B Primary, 4th). Who usually resolves disputes and conflicts between familie | Discrete | numeric-3.0 | 6 | 1494 | Who usually resolves disputes and conflicts between families and neighbors? |
| 85 | q28bp_5 | (Q28B Primary, 5th). Who usually resolves disputes and conflicts between familie | Discrete | numeric-3.0 | 1 | 1499 | Who usually resolves disputes and conflicts between families and neighbors? |
| 86 | q28b_1 | (Q28B Secondary, 1st). Who usually resolves disputes and conflicts between famil | Discrete | numeric-3.0 | 1500 | 0 | Who usually resolves disputes and conflicts between families and neighbors? |
| 87 | q28b_2 | (Q28B Secondary, 2nd). Who usually resolves disputes and conflicts between famil | Discrete | numeric-3.0 | 260 | 1240 | Who usually resolves disputes and conflicts between families and neighbors? |
| 88 | q28b_3 | (Q28B Secondary, 3rd). Who usually resolves disputes and conflicts between famil | Discrete | numeric-3.0 | 36 | 1464 | Who usually resolves disputes and conflicts between families and neighbors? |
| 89 | q28b_4 | (Q28B Secondary, 4th). Who usually resolves disputes and conflicts between famil | Discrete | numeric-3.0 | 6 | 1494 | Who usually resolves disputes and conflicts between families and neighbors? |
| 90 | q28b_5 | (Q28B Secondary, 5th). Who usually resolves disputes and conflicts between famil | Discrete | numeric-3.0 | 1 | 1499 | Who usually resolves disputes and conflicts between families and neighbors? |
| 91 | q28cp_1 | (Q28C Primary, 1st). Who | Discrete | numeric-3.0 | 1500 | 0 | Who usually resolves disputes and |

Survey of Conflict Prevention and Cooperation 2004 - Variables List

| File database_kyr (cont.) | | | | | | | |
|---------------------------|-------------------------|--|----------|-------------|-------|---------|--|
| # | Name | Label | Type | Format | Valid | Invalid | Question |
| | | usually resolves disputes and conflicts between people | | | | | conflicts between people living in the border rayons of neighboring countries? |
| 92 | q28cp_2 | (Q28C Primary, 2nd). Who usually resolves disputes and conflicts between people | Discrete | numeric-3.0 | 179 | 1321 | Who usually resolves disputes and conflicts between people living in the border rayons of neighboring countries? |
| 93 | q28cp_3 | (Q28C Primary, 3rd). Who usually resolves disputes and conflicts between people | Discrete | numeric-3.0 | 15 | 1485 | Who usually resolves disputes and conflicts between people living in the border rayons of neighboring countries? |
| 94 | q28c_1 | (Q28C Secondary, 1st). Who usually resolves disputes and conflicts between peopl | Discrete | numeric-3.0 | 1500 | 0 | Who usually resolves disputes and conflicts between people living in the border rayons of neighboring countries? |
| 95 | q28c_2 | (Q28C Secondary, 2nd). Who usually resolves disputes and conflicts between peopl | Discrete | numeric-3.0 | 179 | 1321 | Who usually resolves disputes and conflicts between people living in the border rayons of neighboring countries? |
| 96 | q28c_3 | (Q28C Secondary, 3rd). Who usually resolves disputes and conflicts between peopl | Discrete | numeric-3.0 | 15 | 1485 | Who usually resolves disputes and conflicts between people living in the border rayons of neighboring countries? |
| 97 | q29 | (Q29). Are there organizations, movements, or groups in our society causing prob | Discrete | numeric-1.0 | 1500 | 0 | Are there organizations, movements, or groups in our society causing problems? |
| 98 | q30p_1 | (Q30 Primary, 1st). What organizations or groups do you have in mind, when you t | Discrete | numeric-3.0 | 237 | 1263 | What organizations or groups do you have in mind, when you talk about organizations or groups causing problems in our society? |
| 99 | q30p_2 | (Q30 Primary, 2nd). What organizations or groups do you have in mind, when you t | Discrete | numeric-3.0 | 30 | 1470 | What organizations or groups do you have in mind, when you talk about organizations or groups causing problems in our society? |
| 100 | q30p_3 | (Q30 Primary, 3rd). What organizations or groups do you have in mind, when you t | Discrete | numeric-3.0 | 1 | 1499 | What organizations or groups do you have in mind, when you talk about organizations or groups causing problems in our society? |
| 101 | q30_1 | (Q30 Secondary, 1st). What organizations or groups do you have in mind, when you | Discrete | numeric-3.0 | 237 | 1263 | What organizations or groups do you have in mind, when you talk about organizations or groups causing problems in our society? |
| 102 | q30_2 | (Q30 Secondary, 2nd). What organizations or groups do you have in mind, when you | Discrete | numeric-3.0 | 21 | 1479 | What organizations or groups do you have in mind, when you talk about organizations or groups causing problems in our society? |
| 103 | q31 | (Q31). How likely is conflict within our country over the next few years? | Discrete | numeric-1.0 | 1500 | 0 | How likely is conflict within our country over the next few years? |
| 104 | q32p_1 | (Q32 Primary, 1st). What can be possible reasons for such conflict in our countr | Discrete | numeric-3.0 | 477 | 1023 | What can be possible reasons for such conflict in our country over the next few years? |
| 105 | q32p_2 | (Q32 Primary, 2nd). What can be possible reasons for such conflict in our countr | Discrete | numeric-3.0 | 323 | 1177 | What can be possible reasons for such conflict in our country over the next few years? |
| 106 | q32p_3 | (Q32 Primary, 3rd). What can be possible reasons | Discrete | numeric-3.0 | 171 | 1329 | What can be possible reasons for such conflict in our country over the next few |

Survey of Conflict Prevention and Cooperation 2004 - Variables List

| File database_kyr (cont.) | | | | | | | |
|---------------------------|------------------------|--|----------|-------------|-------|---------|---|
| # | Name | Label | Type | Format | Valid | Invalid | Question |
| | | for such conflict in our countr | | | | | years? |
| 107 | q32_1 | (Q32 Secondary, 1st). What can be possible reasons for such conflict in our coun | Discrete | numeric-3.0 | 477 | 1023 | What can be possible reasons for such conflict in our country over the next few years? |
| 108 | q32_2 | (Q32 Secondary, 2nd). What can be possible reasons for such conflict in our coun | Discrete | numeric-3.0 | 292 | 1208 | What can be possible reasons for such conflict in our country over the next few years? |
| 109 | q32_3 | (Q32 Secondary, 3rd). What can be possible reasons for such conflict in our coun | Discrete | numeric-3.0 | 111 | 1389 | What can be possible reasons for such conflict in our country over the next few years? |
| 110 | q33p_1 | (Q33 Primary, 1st). What groups or individuals can take part in this conflict in | Discrete | numeric-3.0 | 477 | 1023 | What groups or individuals can take part in this conflict in our country over the next few years? |
| 111 | q33p_2 | (Q33 Primary, 2nd). What groups or individuals can take part in this conflict in | Discrete | numeric-3.0 | 261 | 1239 | What groups or individuals can take part in this conflict in our country over the next few years? |
| 112 | q33p_3 | (Q33 Primary, 3rd). What groups or individuals can take part in this conflict in | Discrete | numeric-3.0 | 114 | 1386 | What groups or individuals can take part in this conflict in our country over the next few years? |
| 113 | q33_1 | (Q33 Secondary, 1st). What groups or individuals can take part in this conflict | Discrete | numeric-3.0 | 477 | 1023 | What groups or individuals can take part in this conflict in our country over the next few years? |
| 114 | q33_2 | (Q33 Secondary, 2nd). What groups or individuals can take part in this conflict | Discrete | numeric-3.0 | 188 | 1312 | What groups or individuals can take part in this conflict in our country over the next few years? |
| 115 | q33_3 | (Q33 Secondary, 3rd). What groups or individuals can take part in this conflict | Discrete | numeric-3.0 | 32 | 1468 | What groups or individuals can take part in this conflict in our country over the next few years? |
| 116 | q34p_1 | (Q34 Primary, 1st). In which form can the conflict be in our country over the ne | Discrete | numeric-3.0 | 477 | 1023 | In which form can the conflict be in our country over the next few years? |
| 117 | q34p_2 | (Q34 Primary, 2nd). In which form can the conflict be in our country over the ne | Discrete | numeric-3.0 | 213 | 1287 | In which form can the conflict be in our country over the next few years? |
| 118 | q34p_3 | (Q34 Primary, 3rd). In which form can the conflict be in our country over the ne | Discrete | numeric-3.0 | 46 | 1454 | In which form can the conflict be in our country over the next few years? |
| 119 | q34p_4 | (Q34 Primary, 4th). In which form can the conflict be in our country over the ne | Discrete | numeric-3.0 | 6 | 1494 | In which form can the conflict be in our country over the next few years? |
| 120 | q34_1 | (Q34 Secondary, 1st). In which form can the conflict be in our country over the | Discrete | numeric-3.0 | 477 | 1023 | In which form can the conflict be in our country over the next few years? |
| 121 | q34_2 | (Q34 Secondary, 2nd). In which form can the conflict be in our country over the | Discrete | numeric-3.0 | 213 | 1287 | In which form can the conflict be in our country over the next few years? |
| 122 | q34_3 | (Q34 Secondary, 3rd). In which form can the conflict | Discrete | numeric-3.0 | 46 | 1454 | In which form can the conflict be in our country over the next few years? |

Survey of Conflict Prevention and Cooperation 2004 - Variables List

| File database_kyr (cont.) | | | | | | | |
|---------------------------|------------------------|--|----------|-------------|-------|---------|--|
| # | Name | Label | Type | Format | Valid | Invalid | Question |
| | | be in our country over the | | | | | |
| 123 | q34_4 | (Q34 Secondary, 4th). In which form can the conflict be in our country over the | Discrete | numeric-3.0 | 6 | 1494 | In which form can the conflict be in our country over the next few years? |
| 124 | q35 | (Q35). How likely is conflict on the local level, in your village/city, over the | Discrete | numeric-1.0 | 1500 | 0 | How likely is conflict on the local level, in your village/city, over the next few years? |
| 125 | q36p_1 | (Q36 Primary, 1st). What can be possible reasons for such conflict in your city/ | Discrete | numeric-3.0 | 287 | 1213 | What can be possible reasons for such conflict in your city/village over the next few years? |
| 126 | q36p_2 | (Q36 Primary, 2nd). What can be possible reasons for such conflict in your city/ | Discrete | numeric-3.0 | 175 | 1325 | What can be possible reasons for such conflict in your city/village over the next few years? |
| 127 | q36p_3 | (Q36 Primary, 3rd). What can be possible reasons for such conflict in your city/ | Discrete | numeric-3.0 | 66 | 1434 | What can be possible reasons for such conflict in your city/village over the next few years? |
| 128 | q36_1 | (Q36 Secondary, 1st). What can be possible reasons for such conflict in your cit | Discrete | numeric-3.0 | 287 | 1213 | What can be possible reasons for such conflict in your city/village over the next few years? |
| 129 | q36_2 | (Q36 Secondary, 2nd). What can be possible reasons for such conflict in your cit | Discrete | numeric-3.0 | 153 | 1347 | What can be possible reasons for such conflict in your city/village over the next few years? |
| 130 | q36_3 | (Q36 Secondary, 3rd). What can be possible reasons for such conflict in your cit | Discrete | numeric-3.0 | 35 | 1465 | What can be possible reasons for such conflict in your city/village over the next few years? |
| 131 | q37p_1 | (Q37 Primary, 1st). In which form can the conflict be in your city/village over | Discrete | numeric-3.0 | 287 | 1213 | In which form can the conflict be in your city/village over the next few years? |
| 132 | q37p_2 | (Q37 Primary, 2nd). In which form can the conflict be in your city/village over | Discrete | numeric-3.0 | 102 | 1398 | In which form can the conflict be in your city/village over the next few years? |
| 133 | q37p_3 | (Q37 Primary, 3rd). In which form can the conflict be in your city/village over | Discrete | numeric-3.0 | 18 | 1482 | In which form can the conflict be in your city/village over the next few years? |
| 134 | q37p_4 | (Q37 Primary, 4th). In which form can the conflict be in your city/village over | Discrete | numeric-3.0 | 2 | 1498 | In which form can the conflict be in your city/village over the next few years? |
| 135 | q37p_5 | (Q37 Primary, 5th). In which form can the conflict be in your city/village over | Discrete | numeric-3.0 | 1 | 1499 | In which form can the conflict be in your city/village over the next few years? |
| 136 | q37_1 | (Q37 Secondary, 1st). In which form can the conflict be in your city/village ove | Discrete | numeric-3.0 | 287 | 1213 | In which form can the conflict be in your city/village over the next few years? |
| 137 | q37_2 | (Q37 Secondary, 2nd). In which form can the conflict be in your city/village ove | Discrete | numeric-3.0 | 101 | 1399 | In which form can the conflict be in your city/village over the next few years? |
| 138 | q37_3 | (Q37 Secondary, 3rd). In which form can the conflict be in your city/village ove | Discrete | numeric-3.0 | 18 | 1482 | In which form can the conflict be in your city/village over the next few years? |
| 139 | q37_4 | (Q37 Secondary, 4th). In which form can the conflict | Discrete | numeric-3.0 | 2 | 1498 | In which form can the conflict be in your city/village over the next few years? |

Survey of Conflict Prevention and Cooperation 2004 - Variables List

| File database_kyr (cont.) | | | | | | | |
|---------------------------|--------------------------|---|----------|-------------|-------|---------|---|
| # | Name | Label | Type | Format | Valid | Invalid | Question |
| | | be in your city/village ove | | | | | |
| 140 | q38 | (Q38). How likely is conflict between Kyrgyzstan and other countries in Central | Discrete | numeric-1.0 | 1500 | 0 | How likely is conflict between Kyrgyzstan and other countries in Central Asia? |
| 141 | q39a1 | (Q39A1). Can a conflict be between Kyrgyzstan and Kazakhstan? | Discrete | numeric-1.0 | 520 | 980 | Can a conflict be between Kyrgyzstan and Kazakhstan? |
| 142 | q39a2p_1 | (Q39A2 Primary, 1st). Because of which reasons the conflict can be between Kyrgyz | Discrete | numeric-3.0 | 129 | 1371 | Because of which reasons the conflict can be between Kyrgyzstan and Kazakhstan? |
| 143 | q39a2p_2 | (Q39A2 Primary, 2nd). Because of which reasons the conflict can be between Kyrgyz | Discrete | numeric-3.0 | 5 | 1495 | Because of which reasons the conflict can be between Kyrgyzstan and Kazakhstan? |
| 144 | q39a2_1 | (Q39A2 Secondary, 1st). Because of which reasons the conflict can be between Kyr | Discrete | numeric-3.0 | 129 | 1371 | Because of which reasons the conflict can be between Kyrgyzstan and Kazakhstan? |
| 145 | q39a2_2 | (Q39A2 Secondary, 2nd). Because of which reasons the conflict can be between Kyr | Discrete | numeric-3.0 | 3 | 1497 | Because of which reasons the conflict can be between Kyrgyzstan and Kazakhstan? |
| 146 | q40ap_1 | (Q40A Primary, 1st). In which form can the conflict be between Kyrgyzstan and Ka | Discrete | numeric-3.0 | 129 | 1371 | In which form can the conflict be between Kyrgyzstan and Kazakhstan? |
| 147 | q40ap_2 | (Q40A Primary, 2nd). In which form can the conflict be between Kyrgyzstan and Ka | Discrete | numeric-3.0 | 19 | 1481 | In which form can the conflict be between Kyrgyzstan and Kazakhstan? |
| 148 | q40ap_3 | (Q40A Primary, 3rd). In which form can the conflict be between Kyrgyzstan and Ka | Discrete | numeric-3.0 | 10 | 1490 | In which form can the conflict be between Kyrgyzstan and Kazakhstan? |
| 149 | q40a_1 | (Q40A Secondary, 1st). In which form can the conflict be between Kyrgyzstan and | Discrete | numeric-3.0 | 129 | 1371 | In which form can the conflict be between Kyrgyzstan and Kazakhstan? |
| 150 | q40a_2 | (Q40A Secondary, 2nd). In which form can the conflict be between Kyrgyzstan and | Discrete | numeric-3.0 | 19 | 1481 | In which form can the conflict be between Kyrgyzstan and Kazakhstan? |
| 151 | q40a_3 | (Q40A Secondary, 3rd). In which form can the conflict be between Kyrgyzstan and | Discrete | numeric-3.0 | 10 | 1490 | In which form can the conflict be between Kyrgyzstan and Kazakhstan? |
| 152 | q39b1 | (Q39B1). Can a conflict be between Kyrgyzstan and Tajikistan? | Discrete | numeric-1.0 | 520 | 980 | Can a conflict be between Kyrgyzstan and Tajikistan? |
| 153 | q39b2p_1 | (Q39B2 Primary, 1st). Because of which reasons the conflict can be between Kyrgyz | Discrete | numeric-3.0 | 172 | 1328 | Because of which reasons the conflict can be between Kyrgyzstan and Tajikistan? |
| 154 | q39b2p_2 | (Q39B2 Primary, 2nd). Because of which reasons the conflict can be between Kyrgyz | Discrete | numeric-3.0 | 7 | 1493 | Because of which reasons the conflict can be between Kyrgyzstan and Tajikistan? |

Survey of Conflict Prevention and Cooperation 2004 - Variables List

| File database_kyr (cont.) | | | | | | | |
|---------------------------|--------------------------|--|----------|-------------|-------|---------|---|
| # | Name | Label | Type | Format | Valid | Invalid | Question |
| 155 | q39b2_1 | (Q39B2 Secondary, 1st). Because of which reasons the conflict can be between Kyr | Discrete | numeric-3.0 | 172 | 1328 | Because of which reasons the conflict can be between Kyrgyzstan and Tajikistan? |
| 156 | q39b2_2 | (Q39B2 Secondary, 2nd). Because of which reasons the conflict can be between Kyr | Discrete | numeric-3.0 | 2 | 1498 | Because of which reasons the conflict can be between Kyrgyzstan and Tajikistan? |
| 157 | q40bp_1 | (Q40B Primary, 1st). In which form can the conflict be between Kyrgyzstan and Ta | Discrete | numeric-3.0 | 172 | 1328 | In which form can the conflict be between Kyrgyzstan and Tajikistan? |
| 158 | q40bp_2 | (Q40B Primary, 2nd). In which form can the conflict be between Kyrgyzstan and Ta | Discrete | numeric-3.0 | 43 | 1457 | In which form can the conflict be between Kyrgyzstan and Tajikistan? |
| 159 | q40bp_3 | (Q40B Primary, 3rd). In which form can the conflict be between Kyrgyzstan and Ta | Discrete | numeric-3.0 | 21 | 1479 | In which form can the conflict be between Kyrgyzstan and Tajikistan? |
| 160 | q40bp_4 | (Q40B Primary, 4th). In which form can the conflict be between Kyrgyzstan and Ta | Discrete | numeric-3.0 | 1 | 1499 | In which form can the conflict be between Kyrgyzstan and Tajikistan? |
| 161 | q40b_1 | (Q40B Secondary, 1st). In which form can the conflict be between Kyrgyzstan and | Discrete | numeric-3.0 | 172 | 1328 | In which form can the conflict be between Kyrgyzstan and Tajikistan? |
| 162 | q40b_2 | (Q40B Secondary, 2nd). In which form can the conflict be between Kyrgyzstan and | Discrete | numeric-3.0 | 43 | 1457 | In which form can the conflict be between Kyrgyzstan and Tajikistan? |
| 163 | q40b_3 | (Q40B Secondary, 3rd). In which form can the conflict be between Kyrgyzstan and | Discrete | numeric-3.0 | 21 | 1479 | In which form can the conflict be between Kyrgyzstan and Tajikistan? |
| 164 | q40b_4 | (Q40B Secondary, 4th). In which form can the conflict be between Kyrgyzstan and | Discrete | numeric-3.0 | 1 | 1499 | In which form can the conflict be between Kyrgyzstan and Tajikistan? |
| 165 | q39c1 | (Q39C1). Can a conflict be between Kyrgyzstan and Turkmenistan? | Discrete | numeric-1.0 | 520 | 980 | Can a conflict be between Kyrgyzstan and Turkmenistan? |
| 166 | q39c2p_1 | (Q39C2 Primary). Because of which reasons the conflict can be between Kyrgyzstan | Discrete | numeric-3.0 | 24 | 1476 | Because of which reasons the conflict can be between Kyrgyzstan and Turkmenistan? |
| 167 | q39c2_1 | (Q39C2 Secondary). Because of which reasons the conflict can be between Kyrgyzst | Discrete | numeric-3.0 | 24 | 1476 | Because of which reasons the conflict can be between Kyrgyzstan and Turkmenistan? |
| 168 | q40cp_1 | (Q40C Primary, 1st). In which form can the conflict be between Kyrgyzstan and Tu | Discrete | numeric-3.0 | 24 | 1476 | In which form can the conflict be between Kyrgyzstan and Turkmenistan? |
| 169 | q40cp_2 | (Q40C Primary, 2nd). In which form can the conflict be between Kyrgyzstan and Tu | Discrete | numeric-3.0 | 6 | 1494 | In which form can the conflict be between Kyrgyzstan and Turkmenistan? |
| 170 | q40cp_3 | (Q40C Primary, 3rd). In | Discrete | numeric-3.0 | 2 | 1498 | In which form can the conflict be |

Survey of Conflict Prevention and Cooperation 2004 - Variables List

| File database_kyr (cont.) | | | | | | | |
|---------------------------|--------------------------|---|----------|-------------|-------|---------|---|
| # | Name | Label | Type | Format | Valid | Invalid | Question |
| | | which form can the conflict be between Kyrgyzstan and Tu | | | | | between Kyrgyzstan and Turkmenistan? |
| 171 | q40cp_4 | (Q40C Primary, 4th). In which form can the conflict be between Kyrgyzstan and Tu | Discrete | numeric-3.0 | 1 | 1499 | In which form can the conflict be between Kyrgyzstan and Turkmenistan? |
| 172 | q40c_1 | (Q40C Secondary, 1st). In which form can the conflict be between Kyrgyzstan and | Discrete | numeric-3.0 | 24 | 1476 | In which form can the conflict be between Kyrgyzstan and Turkmenistan? |
| 173 | q40c_2 | (Q40C Secondary, 2nd). In which form can the conflict be between Kyrgyzstan and | Discrete | numeric-3.0 | 6 | 1494 | In which form can the conflict be between Kyrgyzstan and Turkmenistan? |
| 174 | q40c_3 | (Q40C Secondary, 3rd). In which form can the conflict be between Kyrgyzstan and | Discrete | numeric-3.0 | 2 | 1498 | In which form can the conflict be between Kyrgyzstan and Turkmenistan? |
| 175 | q40c_4 | (Q40C Secondary, 4th). In which form can the conflict be between Kyrgyzstan and | Discrete | numeric-3.0 | 1 | 1499 | In which form can the conflict be between Kyrgyzstan and Turkmenistan? |
| 176 | q39d1 | (Q39D1). Can a conflict be between Kyrgyzstan and Uzbekistan? | Discrete | numeric-1.0 | 520 | 980 | Can a conflict be between Kyrgyzstan and Uzbekistan? |
| 177 | q39d2p_1 | (Q39D2 Primary, 1st). Because of which reasons the conflict can be between Kyrgyz | Discrete | numeric-3.0 | 439 | 1061 | Because of which reasons the conflict can be between Kyrgyzstan and Uzbekistan? |
| 178 | q39d2p_2 | (Q39D2 Primary, 2nd). Because of which reasons the conflict can be between Kyrgyz | Discrete | numeric-3.0 | 33 | 1467 | Because of which reasons the conflict can be between Kyrgyzstan and Uzbekistan? |
| 179 | q39d2p_3 | (Q39D2 Primary, 3rd). Because of which reasons the conflict can be between Kyrgyz | Discrete | numeric-3.0 | 3 | 1497 | Because of which reasons the conflict can be between Kyrgyzstan and Uzbekistan? |
| 180 | q39d2_1 | (Q39D2 Secondary, 1st). Because of which reasons the conflict can be between Kyr | Discrete | numeric-3.0 | 439 | 1061 | Because of which reasons the conflict can be between Kyrgyzstan and Uzbekistan? |
| 181 | q39d2_2 | (Q39D2 Secondary, 2nd). Because of which reasons the conflict can be between Kyr | Discrete | numeric-3.0 | 25 | 1475 | Because of which reasons the conflict can be between Kyrgyzstan and Uzbekistan? |
| 182 | q40dp_1 | (Q40D Primary, 1st). In which form can the conflict be between Kyrgyzstan and Uz | Discrete | numeric-3.0 | 439 | 1061 | In which form can the conflict be between Kyrgyzstan and Uzbekistan? |
| 183 | q40dp_2 | (Q40D Primary, 2nd). In which form can the conflict be between Kyrgyzstan and Uz | Discrete | numeric-3.0 | 105 | 1395 | In which form can the conflict be between Kyrgyzstan and Uzbekistan? |
| 184 | q40dp_3 | (Q40D Primary, 3rd). In which form can the conflict be between Kyrgyzstan and Uz | Discrete | numeric-3.0 | 39 | 1461 | In which form can the conflict be between Kyrgyzstan and Uzbekistan? |
| 185 | q40dp_4 | (Q40D Primary, 4th). In which form can the conflict | Discrete | numeric-3.0 | 4 | 1496 | In which form can the conflict be between Kyrgyzstan and Uzbekistan? |

Survey of Conflict Prevention and Cooperation 2004 - Variables List

| File database_kyr (cont.) | | | | | | | |
|---------------------------|-------------------------|--|----------|-------------|-------|---------|--|
| # | Name | Label | Type | Format | Valid | Invalid | Question |
| | | be between Kyrgyzstan and Uz | | | | | |
| 186 | q40dp_5 | (Q40D Primary, 5th). In which form can the conflict be between Kyrgyzstan and Uz | Discrete | numeric-3.0 | 1 | 1499 | In which form can the conflict be between Kyrgyzstan and Uzbekistan? |
| 187 | q40d_1 | (Q40D Secondary, 1st). In which form can the conflict be between Kyrgyzstan and | Discrete | numeric-3.0 | 439 | 1061 | In which form can the conflict be between Kyrgyzstan and Uzbekistan? |
| 188 | q40d_2 | (Q40D Secondary, 2nd). In which form can the conflict be between Kyrgyzstan and | Discrete | numeric-3.0 | 105 | 1395 | In which form can the conflict be between Kyrgyzstan and Uzbekistan? |
| 189 | q40d_3 | (Q40D Secondary, 3rd). In which form can the conflict be between Kyrgyzstan and | Discrete | numeric-3.0 | 39 | 1461 | In which form can the conflict be between Kyrgyzstan and Uzbekistan? |
| 190 | q40d_4 | (Q40D Secondary, 4th). In which form can the conflict be between Kyrgyzstan and | Discrete | numeric-3.0 | 4 | 1496 | In which form can the conflict be between Kyrgyzstan and Uzbekistan? |
| 191 | q40d_5 | (Q40D Secondary, 5th). In which form can the conflict be between Kyrgyzstan and | Discrete | numeric-3.0 | 1 | 1499 | In which form can the conflict be between Kyrgyzstan and Uzbekistan? |
| 192 | q41 | (Q41). Which is more important to you, your ethnicity or your citizenship? | Discrete | numeric-1.0 | 1500 | 0 | Which is more important to you, your ethnicity or your citizenship? |
| 193 | q42 | (Q42). How would you estimate current relations among people of different ethnic | Discrete | numeric-1.0 | 1500 | 0 | How would you estimate current relations among people of different ethnic groups in Kyrgyzstan? |
| 194 | q431p_1 | (Q431 Primary, 1st). Why do you estimate current relations among people of diffe | Discrete | numeric-3.0 | 1126 | 374 | Why do you estimate current relations among people of different ethnic groups in Kyrgyzstan as good relations? |
| 195 | q431p_2 | (Q431 Primary, 2nd). Why do you estimate current relations among people of diffe | Discrete | numeric-3.0 | 55 | 1445 | Why do you estimate current relations among people of different ethnic groups in Kyrgyzstan as good relations? |
| 196 | q431p_3 | (Q431 Primary, 3rd). Why do you estimate current relations among people of diffe | Discrete | numeric-3.0 | 1 | 1499 | Why do you estimate current relations among people of different ethnic groups in Kyrgyzstan as good relations? |
| 197 | q431_1 | (Q431 Secondary, 1st). Why do you estimate current relations among people of dif | Discrete | numeric-3.0 | 1126 | 374 | Why do you estimate current relations among people of different ethnic groups in Kyrgyzstan as good relations? |
| 198 | q431_2 | (Q431 Secondary, 2nd). Why do you estimate current relations among people of dif | Discrete | numeric-3.0 | 25 | 1475 | Why do you estimate current relations among people of different ethnic groups in Kyrgyzstan as good relations? |
| 199 | q432p_1 | (Q432 Primary, 1st). Why do you estimate current relations among people of diffe | Discrete | numeric-3.0 | 189 | 1311 | Why do you estimate current relations among people of different ethnic groups in Kyrgyzstan as bad relations? |
| 200 | q432p_2 | (Q432 Primary, 2nd). Why do you estimate current | Discrete | numeric-3.0 | 8 | 1492 | Why do you estimate current relations among people of different ethnic groups |

Survey of Conflict Prevention and Cooperation 2004 - Variables List

| File database_kyr (cont.) | | | | | | | |
|---------------------------|-------------------------|--|----------|-------------|-------|---------|---|
| # | Name | Label | Type | Format | Valid | Invalid | Question |
| | | relations among people of diffe | | | | | in Kyrgyzstan as bad relations? |
| 201 | q432p_3 | (Q432 Primary, 3rd). Why do you estimate current relations among people of diffe | Discrete | numeric-3.0 | 1 | 1499 | Why do you estimate current relations among people of different ethnic groups in Kyrgyzstan as bad relations? |
| 202 | q432_1 | (Q432 Secondary, 1st). Why do you estimate current relations among people of dif | Discrete | numeric-3.0 | 189 | 1311 | Why do you estimate current relations among people of different ethnic groups in Kyrgyzstan as bad relations? |
| 203 | q432_2 | (Q432 Secondary, 2nd). Why do you estimate current relations among people of dif | Discrete | numeric-3.0 | 1 | 1499 | Why do you estimate current relations among people of different ethnic groups in Kyrgyzstan as bad relations? |
| 204 | q44_a | (Q44_A). How much do you feel in common with Kyrgyz? | Discrete | numeric-1.0 | 1500 | 0 | How much do you feel in common with Kyrgyz? |
| 205 | q44_b | (Q44_B). How much do you feel in common with Russians? | Discrete | numeric-1.0 | 1500 | 0 | How much do you feel in common with Russians? |
| 206 | q44_c | (Q44_C). How much do you feel in common with Uzbeks? | Discrete | numeric-1.0 | 1500 | 0 | How much do you feel in common with Uzbeks? |
| 207 | q45_a | (Q45_A). How will change the current relations between people of different natio | Discrete | numeric-1.0 | 1500 | 0 | How will change the current relations between people of different nationalities in Kyrgyzstan over the next year? |
| 208 | q45_b | (Q45_B). How will change the current relations between people of different natio | Discrete | numeric-1.0 | 1500 | 0 | How will change the current relations between people of different nationalities in Kyrgyzstan over the next five years? |
| 209 | q45_c | (Q45_C). How will change the current relations between people of different natio | Discrete | numeric-1.0 | 1500 | 0 | How will change the current relations between people of different nationalities in Kyrgyzstan over the next decade? |
| 210 | q46_a | (Q46_A). How do you rate policy of our government towards Russians living in Kyr | Discrete | numeric-1.0 | 1500 | 0 | How do you rate policy of our government towards Russians living in Kyrgyzstan? |
| 211 | q46_b | (Q46_B). How do you rate policy of our government towards Uzbeks living in Kyr | Discrete | numeric-1.0 | 1500 | 0 | How do you rate policy of our government towards Uzbeks living in Kyrgyzstan? |
| 212 | q47 | (Q47). In the last several years, have you experienced instances of discriminati | Discrete | numeric-1.0 | 1500 | 0 | In the last several years, have you experienced instances of discrimination because of your ethnicity in Kyrgyzstan? |
| 213 | q48p_1 | (Q48 Primary, 1st). In what form was expressed discrimination of your rights in | Discrete | numeric-3.0 | 90 | 1410 | In what form was expressed discrimination of your rights in Kyrgyzstan because of your nationality? |
| 214 | q48p_2 | (Q48 Primary, 2nd). In what form was expressed discrimination of your rights in | Discrete | numeric-3.0 | 2 | 1498 | In what form was expressed discrimination of your rights in Kyrgyzstan because of your nationality? |
| 215 | q48_1 | (Q48 Secondary, 1st). In what form was expressed discrimination of your rights i | Discrete | numeric-3.0 | 90 | 1410 | In what form was expressed discrimination of your rights in Kyrgyzstan because of your nationality? |

Survey of Conflict Prevention and Cooperation 2004 - Variables List

| File database_kyr (cont.) | | | | | | | |
|---------------------------|-------------------------|--|----------|-------------|-------|---------|---|
| # | Name | Label | Type | Format | Valid | Invalid | Question |
| 216 | q49 | (Q49). Have new people moved to your village or district for work or for living | Discrete | numeric-1.0 | 1500 | 0 | Have new people moved to your village or district for work or for living in the last few years? |
| 217 | q50p_1 | (Q50 Primary, 1st). Where are people have coming for work or for living come fro | Discrete | numeric-3.0 | 431 | 1069 | Where are people have coming for work or for living come from? |
| 218 | q50p_2 | (Q50 Primary, 2nd). Where are people have coming for work or for living come fro | Discrete | numeric-3.0 | 27 | 1473 | Where are people have coming for work or for living come from? |
| 219 | q50p_3 | (Q50 Primary, 3rd). Where are people have coming for work or for living come fro | Discrete | numeric-3.0 | 6 | 1494 | Where are people have coming for work or for living come from? |
| 220 | q50p_4 | (Q50 Primary, 4th). Where are people have coming for work or for living come fro | Discrete | numeric-3.0 | 1 | 1499 | Where are people have coming for work or for living come from? |
| 221 | q50p_5 | (Q50 Primary, 5th). Where are people have coming for work or for living come fro | Discrete | numeric-3.0 | 1 | 1499 | Where are people have coming for work or for living come from? |
| 222 | q50_1 | (Q50 Secondary, 1st). Where are people have coming for work or for living come f | Discrete | numeric-3.0 | 431 | 1069 | Where are people have coming for work or for living come from? |
| 223 | q50_2 | (Q50 Secondary, 2nd). Where are people have coming for work or for living come f | Discrete | numeric-3.0 | 25 | 1475 | Where are people have coming for work or for living come from? |
| 224 | q50_3 | (Q50 Secondary, 3rd). Where are people have coming for work or for living come f | Discrete | numeric-3.0 | 4 | 1496 | Where are people have coming for work or for living come from? |
| 225 | q51p | (Q51 Primary). Where did you and your family move from? | Discrete | numeric-2.0 | 56 | 1444 | Where did you and your family move from? |
| 226 | q51 | (Q51 Secondary). Where did you and your family move from? | Discrete | numeric-2.0 | 56 | 1444 | Where did you and your family move from? |
| 227 | q52 | (Q52). Are there any tensions between newcomers and local people? | Discrete | numeric-1.0 | 487 | 1013 | Are there any tensions between newcomers and local people? |
| 228 | q521p_1 | (Q521 Primary, 1st). What conflicts between newcomers and local people are there | Discrete | numeric-3.0 | 75 | 1425 | What conflicts between newcomers and local people are there? |
| 229 | q521p_2 | (Q521 Primary, 2nd). What conflicts between newcomers and local people are there | Discrete | numeric-3.0 | 8 | 1492 | What conflicts between newcomers and local people are there? |
| 230 | q521p_3 | (Q521 Primary, 3rd). What conflicts between newcomers and local people are there | Discrete | numeric-3.0 | 2 | 1498 | What conflicts between newcomers and local people are there? |
| 231 | q521_1 | (Q521 Secondary, 1st). What conflicts between newcomers and local | Discrete | numeric-3.0 | 75 | 1425 | What conflicts between newcomers and local people are there? |

Survey of Conflict Prevention and Cooperation 2004 - Variables List

| File database_kyr (cont.) | | | | | | | |
|---------------------------|-------------------------|--|----------|-------------|-------|---------|--|
| # | Name | Label | Type | Format | Valid | Invalid | Question |
| | | people are the | | | | | |
| 232 | q521_2 | (Q521 Secondary, 2nd). What conflicts between newcomers and local people are the | Discrete | numeric-3.0 | 6 | 1494 | What conflicts between newcomers and local people are there? |
| 233 | q53_a | (Q53_A). What impact has borders between Kyrgyzstan and other Central Asian coun | Discrete | numeric-1.0 | 1500 | 0 | What impact has borders between Kyrgyzstan and other Central Asian countries had in trade, transport, transit across new borders? |
| 234 | q53_b | (Q53_B). What impact has borders between Kyrgyzstan and other Central Asian coun | Discrete | numeric-1.0 | 1500 | 0 | What impact has borders between Kyrgyzstan and other Central Asian countries had in access to water? |
| 235 | q53_c | (Q53_C). What impact has borders between Kyrgyzstan and other Central Asian coun | Discrete | numeric-1.0 | 1500 | 0 | What impact has borders between Kyrgyzstan and other Central Asian countries had in access to energy (electricity, fuel etc.)? |
| 236 | q53_d | (Q53_D). What impact has borders between Kyrgyzstan and other Central Asian coun | Discrete | numeric-1.0 | 1500 | 0 | What impact has borders between Kyrgyzstan and other Central Asian countries had in ability to make financial transactions for business? |
| 237 | q53_e | (Q53_E). What impact has borders between Kyrgyzstan and other Central Asian coun | Discrete | numeric-1.0 | 1500 | 0 | What impact has borders between Kyrgyzstan and other Central Asian countries had for access to family, friends, or business associates? |
| 238 | q53_f | (Q53_F). What impact has borders between Kyrgyzstan and other Central Asian coun | Discrete | numeric-1.0 | 1500 | 0 | What impact has borders between Kyrgyzstan and other Central Asian countries had in conflict, insecurity and crime? |
| 239 | q53_g | (Q53_G). What impact has borders between Kyrgyzstan and other Central Asian coun | Discrete | numeric-1.0 | 1500 | 0 | What impact has borders between Kyrgyzstan and other Central Asian countries had in use and traffic of drugs? |
| 240 | q53_h | (Q53_H). What impact has borders between Kyrgyzstan and other Central Asian coun | Discrete | numeric-1.0 | 1500 | 0 | What impact has borders between Kyrgyzstan and other Central Asian countries had in ability to communicate in one common language? |
| 241 | q54_a | (Q54_A). How do you rate border relations between Kyrgyzstan and Kazakhstan over | Discrete | numeric-1.0 | 1500 | 0 | How do you rate border relations between Kyrgyzstan and Kazakhstan over the last few years? |
| 242 | q54_b | (Q54_B). How do you rate border relations between Kyrgyzstan and Tajikistan over | Discrete | numeric-1.0 | 1500 | 0 | How do you rate border relations between Kyrgyzstan and Tajikistan over the last few years? |
| 243 | q54_c | (Q54_C). How do you rate border relations between Kyrgyzstan and Uzbekistan over | Discrete | numeric-1.0 | 1500 | 0 | How do you rate border relations between Kyrgyzstan and Uzbekistan over the last few years? |
| 244 | q551p_1 | (Q551 Primary, 1st). If you have traveled to Kazakhstan since 2000, what was the | Discrete | numeric-3.0 | 1500 | 0 | If you have traveled to Kazakhstan since 2000, what was the purpose of your travel? |
| 245 | q551p_2 | (Q551 Primary, 2nd). If you have traveled to Kazakhstan since 2000, what was the | Discrete | numeric-3.0 | 42 | 1458 | If you have traveled to Kazakhstan since 2000, what was the purpose of your travel? |
| 246 | q551p_3 | (Q551 Primary, 3rd). If you have traveled to Kazakhstan since 2000, | Discrete | numeric-3.0 | 14 | 1486 | If you have traveled to Kazakhstan since 2000, what was the purpose of your travel? |

Survey of Conflict Prevention and Cooperation 2004 - Variables List

| File database_kyr (cont.) | | | | | | | |
|---------------------------|-------------------------|--|----------|-------------|-------|---------|---|
| # | Name | Label | Type | Format | Valid | Invalid | Question |
| | | what was the | | | | | |
| 247 | q551p_4 | (Q551 Primary, 4th). If you have traveled to Kazakhstan since 2000, what was the | Discrete | numeric-3.0 | 2 | 1498 | If you have traveled to Kazakhstan since 2000, what was the purpose of your travel? |
| 248 | q551_1 | (Q551 Secondary, 1st). If you have traveled to Kazakhstan since 2000, what was t | Discrete | numeric-3.0 | 1500 | 0 | If you have traveled to Kazakhstan since 2000, what was the purpose of your travel? |
| 249 | q551_2 | (Q551 Secondary, 2nd). If you have traveled to Kazakhstan since 2000, what was t | Discrete | numeric-3.0 | 41 | 1459 | If you have traveled to Kazakhstan since 2000, what was the purpose of your travel? |
| 250 | q551_3 | (Q551 Secondary, 3rd). If you have traveled to Kazakhstan since 2000, what was t | Discrete | numeric-3.0 | 14 | 1486 | If you have traveled to Kazakhstan since 2000, what was the purpose of your travel? |
| 251 | q551_4 | (Q551 Secondary, 4th). If you have traveled to Kazakhstan since 2000, what was t | Discrete | numeric-3.0 | 2 | 1498 | If you have traveled to Kazakhstan since 2000, what was the purpose of your travel? |
| 252 | q552p_1 | (Q552 Primary, 1st). If you have traveled to Tajikistan since 2000, what was the | Discrete | numeric-3.0 | 1500 | 0 | If you have traveled to Tajikistan since 2000, what was the purpose of your travel? |
| 253 | q552p_2 | (Q552 Primary, 2nd). If you have traveled to Tajikistan since 2000, what was the | Discrete | numeric-3.0 | 2 | 1498 | If you have traveled to Tajikistan since 2000, what was the purpose of your travel? |
| 254 | q552_1 | (Q552 Secondary, 1st). If you have traveled to Tajikistan since 2000, what was t | Discrete | numeric-3.0 | 1500 | 0 | If you have traveled to Tajikistan since 2000, what was the purpose of your travel? |
| 255 | q552_2 | (Q552 Secondary, 2nd). If you have traveled to Tajikistan since 2000, what was t | Discrete | numeric-3.0 | 1 | 1499 | If you have traveled to Tajikistan since 2000, what was the purpose of your travel? |
| 256 | q553p_1 | (Q553 Primary, 1st). If you have traveled to Turkmenistan since 2000, what was t | Discrete | numeric-3.0 | 1500 | 0 | If you have traveled to Turkmenistan since 2000, what was the purpose of your travel? |
| 257 | q553p_2 | (Q553 Primary, 2nd). If you have traveled to Turkmenistan since 2000, what was t | Discrete | numeric-3.0 | 4 | 1496 | If you have traveled to Turkmenistan since 2000, what was the purpose of your travel? |
| 258 | q553_1 | (Q553 Secondary, 1st). If you have traveled to Turkmenistan since 2000, what was | Discrete | numeric-3.0 | 1500 | 0 | If you have traveled to Turkmenistan since 2000, what was the purpose of your travel? |
| 259 | q553_2 | (Q553 Secondary, 2nd). If you have traveled to Turkmenistan since 2000, what was | Discrete | numeric-3.0 | 2 | 1498 | If you have traveled to Turkmenistan since 2000, what was the purpose of your travel? |
| 260 | q554p_1 | (Q554 Primary, 1st). If you have traveled to Uzbekistan 2000, what was the purpo | Discrete | numeric-3.0 | 1500 | 0 | If you have traveled to Uzbekistan in 2000, what was the purpose of your travel? |
| 261 | q554p_2 | (Q554 Primary, 2nd). If you have traveled to Uzbekistan 2000, what was the purpo | Discrete | numeric-3.0 | 26 | 1474 | If you have traveled to Uzbekistan in 2000, what was the purpose of your travel? |

Survey of Conflict Prevention and Cooperation 2004 - Variables List

| File database_kyr (cont.) | | | | | | | |
|---------------------------|-------------------------|--|----------|-------------|-------|---------|--|
| # | Name | Label | Type | Format | Valid | Invalid | Question |
| 262 | q554p_3 | (Q554 Primary, 3rd). If you have traveled to Uzbekistan 2000, what was the purpo | Discrete | numeric-3.0 | 3 | 1497 | If you have traveled to Uzbekistan in 2000, what was the purpose of your travel? |
| 263 | q554p_4 | (Q554 Primary, 4th). If you have traveled to Uzbekistan 2000, what was the purpo | Discrete | numeric-3.0 | 2 | 1498 | If you have traveled to Uzbekistan in 2000, what was the purpose of your travel? |
| 264 | q554p_5 | (Q554 Primary, 5th). If you have traveled to Uzbekistan 2000, what was the purpo | Discrete | numeric-3.0 | 1 | 1499 | If you have traveled to Uzbekistan in 2000, what was the purpose of your travel? |
| 265 | q554_1 | (Q554 Secondary, 1st). If you have traveled to Uzbekistan 2000, what was the pur | Discrete | numeric-3.0 | 1500 | 0 | If you have traveled to Uzbekistan in 2000, what was the purpose of your travel? |
| 266 | q554_2 | (Q554 Secondary, 2nd). If you have traveled to Uzbekistan 2000, what was the pur | Discrete | numeric-3.0 | 25 | 1475 | If you have traveled to Uzbekistan in 2000, what was the purpose of your travel? |
| 267 | q554_3 | (Q554 Secondary, 3rd). If you have traveled to Uzbekistan 2000, what was the pur | Discrete | numeric-3.0 | 3 | 1497 | If you have traveled to Uzbekistan in 2000, what was the purpose of your travel? |
| 268 | q554_4 | (Q554 Secondary, 4th). If you have traveled to Uzbekistan 2000, what was the pur | Discrete | numeric-3.0 | 2 | 1498 | If you have traveled to Uzbekistan in 2000, what was the purpose of your travel? |
| 269 | q56p_1 | (Q56 Primary, 1st). Have you encountered any of the following problems when trav | Discrete | numeric-3.0 | 425 | 1075 | Have you encountered any of the following problems when traveling to any of the Central Asian countries? |
| 270 | q56p_2 | (Q56 Primary, 2nd). Have you encountered any of the following problems when trav | Discrete | numeric-3.0 | 243 | 1257 | Have you encountered any of the following problems when traveling to any of the Central Asian countries? |
| 271 | q56p_3 | (Q56 Primary, 3rd). Have you encountered any of the following problems when trav | Discrete | numeric-3.0 | 108 | 1392 | Have you encountered any of the following problems when traveling to any of the Central Asian countries? |
| 272 | q56p_4 | (Q56 Primary, 4th). Have you encountered any of the following problems when trav | Discrete | numeric-3.0 | 46 | 1454 | Have you encountered any of the following problems when traveling to any of the Central Asian countries? |
| 273 | q56p_5 | (Q56 Primary, 5th). Have you encountered any of the following problems when trav | Discrete | numeric-3.0 | 29 | 1471 | Have you encountered any of the following problems when traveling to any of the Central Asian countries? |
| 274 | q56p_6 | (Q56 Primary, 6th). Have you encountered any of the following problems when trav | Discrete | numeric-3.0 | 22 | 1478 | Have you encountered any of the following problems when traveling to any of the Central Asian countries? |
| 275 | q56p_7 | (Q56 Primary, 7th). Have you encountered any of the following problems when trav | Discrete | numeric-3.0 | 16 | 1484 | Have you encountered any of the following problems when traveling to any of the Central Asian countries? |
| 276 | q56p_8 | (Q56 Primary, 8th). Have you encountered any of the following problems when trav | Discrete | numeric-3.0 | 2 | 1498 | Have you encountered any of the following problems when traveling to any of the Central Asian countries? |

Survey of Conflict Prevention and Cooperation 2004 - Variables List

| File database_kyr (cont.) | | | | | | | |
|---------------------------|-------------------------|--|------------|-------------|-------|---------|--|
| # | Name | Label | Type | Format | Valid | Invalid | Question |
| 277 | q56p_9 | (Q56 Primary, 9th). Have you encountered any of the following problems when trav | Discrete | numeric-3.0 | 1 | 1499 | Have you encountered any of the following problems when traveling to any of the Central Asian countries? |
| 278 | q56_1 | (Q56 Secondary, 1st). Have you encountered any of the following problems when tr | Discrete | numeric-3.0 | 425 | 1075 | Have you encountered any of the following problems when traveling to any of the Central Asian countries? |
| 279 | q56_2 | (Q56 Secondary, 2nd). Have you encountered any of the following problems when tr | Discrete | numeric-3.0 | 186 | 1314 | Have you encountered any of the following problems when traveling to any of the Central Asian countries? |
| 280 | q56_3 | (Q56 Secondary, 3rd). Have you encountered any of the following problems when tr | Discrete | numeric-3.0 | 45 | 1455 | Have you encountered any of the following problems when traveling to any of the Central Asian countries? |
| 281 | q56_4 | (Q56 Secondary, 4th). Have you encountered any of the following problems when tr | Discrete | numeric-3.0 | 4 | 1496 | Have you encountered any of the following problems when traveling to any of the Central Asian countries? |
| 282 | q57 | (Q57). How many children do you have? | Continuous | numeric-2.0 | 1125 | 375 | How many children do you have? |
| 283 | q57_rec | (Q57_REC). How many children do you have? | Discrete | numeric-2.0 | 1500 | 0 | How many children do you have? |
| 284 | q58 | (Q58). Did you leave your village/city in 2004 for work or trade, irrespective o | Discrete | numeric-1.0 | 1500 | 0 | Did you leave your village/city in 2004 for work or trade, irrespective of trip duration? |
| 285 | q59p | (Q59 Primary). What country did you primarily go to for work or trade? | Discrete | numeric-2.0 | 279 | 1221 | What country did you primarily go to for work or trade? |
| 286 | q59 | (Q59 Secondary). What country did you primarily go to for work or trade? | Discrete | numeric-2.0 | 279 | 1221 | What country did you primarily go to for work or trade? |
| 287 | q60_1 | (Q60, 1st). Which oblasts of Kyrgyzstan did you go to for work or trade? | Discrete | numeric-3.0 | 83 | 1417 | Which oblasts of Kyrgyzstan did you go to for work or trade? |
| 288 | q60_2 | (Q60, 2nd). Which oblasts of Kyrgyzstan did you go to for work or trade? | Discrete | numeric-3.0 | 32 | 1468 | Which oblasts of Kyrgyzstan did you go to for work or trade? |
| 289 | q60_3 | (Q60, 3rd). Which oblasts of Kyrgyzstan did you go to for work or trade? | Discrete | numeric-3.0 | 18 | 1482 | Which oblasts of Kyrgyzstan did you go to for work or trade? |
| 290 | q60_4 | (Q60, 4th). Which oblasts of Kyrgyzstan did you go to for work or trade? | Discrete | numeric-3.0 | 5 | 1495 | Which oblasts of Kyrgyzstan did you go to for work or trade? |
| 291 | q60_5 | (Q60, 5th). Which oblasts of Kyrgyzstan did you go to for work or trade? | Discrete | numeric-3.0 | 1 | 1499 | Which oblasts of Kyrgyzstan did you go to for work or trade? |
| 292 | q60_6 | (Q60, 6th). Which oblasts of Kyrgyzstan did you go to for work or trade? | Discrete | numeric-3.0 | 1 | 1499 | Which oblasts of Kyrgyzstan did you go to for work or trade? |
| 293 | q60_7 | (Q60, 7th). Which oblasts of Kyrgyzstan did you go to for work or trade? | Discrete | numeric-3.0 | 1 | 1499 | Which oblasts of Kyrgyzstan did you go to for work or trade? |
| 294 | q61 | (Q61). Did you go to a city or village for work or trade? | Discrete | numeric-1.0 | 279 | 1221 | Did you go to a city or village for work or trade? |

Survey of Conflict Prevention and Cooperation 2004 - Variables List

| File database_kyr (cont.) | | | | | | | |
|---------------------------|------------------------|--|----------|-------------|-------|---------|--|
| # | Name | Label | Type | Format | Valid | Invalid | Question |
| 295 | q62p | (Q62 Primary). In which sphere of business you were mainly engaged in the place | Discrete | numeric-2.0 | 279 | 1221 | In which sphere of business you were mainly engaged in the place where you went for work or trade? |
| 296 | q62 | (Q62 Secondary). In which sphere of business you were mainly engaged in the plac | Discrete | numeric-2.0 | 279 | 1221 | In which sphere of business you were mainly engaged in the place where you went for work or trade? |
| 297 | q63p | (Q63 Primary). What goods did you primarily trade or trade? | Discrete | numeric-2.0 | 150 | 1350 | What goods did you primarily trade or trade? |
| 298 | q63 | (Q63 Secondary). What goods did you primarily trade or trade? | Discrete | numeric-2.0 | 150 | 1350 | What goods did you primarily trade or trade? |
| 299 | q64p_1 | (Q64 Primary, 1st). What exactly did you do during your trips for work or trade? | Discrete | numeric-3.0 | 129 | 1371 | What exactly did you do during your trips for work or trade? |
| 300 | q64p_2 | (Q64 Primary, 2nd). What exactly did you do during your trips for work or trade? | Discrete | numeric-3.0 | 2 | 1498 | What exactly did you do during your trips for work or trade? |
| 301 | q64_1 | (Q64 Secondary, 1st). What exactly did you do during your trips for work or trad | Discrete | numeric-3.0 | 129 | 1371 | What exactly did you do during your trips for work or trade? |
| 302 | q64_2 | (Q64 Secondary, 2nd). What exactly did you do during your trips for work or trad | Discrete | numeric-3.0 | 1 | 1499 | What exactly did you do during your trips for work or trade? |
| 303 | q65p | (Q65 Primary). How often do you go to work or trade outside your village/city? | Discrete | numeric-2.0 | 279 | 1221 | How often do you go to work or trade outside your village/city? |
| 304 | q65 | (Q65 Secondary). How often do you go to work or trade outside your village/city? | Discrete | numeric-2.0 | 279 | 1221 | How often do you go to work or trade outside your village/city? |
| 305 | q66p | (Q66 Primary). How long do you usually remain away for work or trade? | Discrete | numeric-2.0 | 279 | 1221 | How long do you usually remain away for work or trade? |
| 306 | q66 | (Q66 Secondary). How long do you usually remain away for work or trade? | Discrete | numeric-2.0 | 279 | 1221 | How long do you usually remain away for work or trade? |
| 307 | q67 | (Q67). How many trips for work or trade did you make during 2004? | Discrete | numeric-3.0 | 221 | 1279 | How many trips for work or trade did you make during 2004? |
| 308 | q68 | (Q68). What year did you first go to work or trade outside your place of residen | Discrete | numeric-4.0 | 246 | 1254 | What year did you first go to work or trade outside your place of residence? |
| 309 | q69p | (Q69 Primary). What did you do before your first leaving for work or trade? | Discrete | numeric-2.0 | 279 | 1221 | What did you do before your first leaving for work or trade? |
| 310 | q69 | (Q69 Secondary). What did you do before your first leaving for work or trade? | Discrete | numeric-2.0 | 279 | 1221 | What did you do before your first leaving for work or trade? |
| 311 | q70 | (Q70 Primary). Did you have friends or relatives living there when you first | Discrete | numeric-1.0 | 279 | 1221 | Did you have friends or relatives living there when you first traveled there? |

Survey of Conflict Prevention and Cooperation 2004 - Variables List

| File database_kyr (cont.) | | | | | | | |
|---------------------------|------------------------|--|----------|-------------|-------|---------|--|
| # | Name | Label | Type | Format | Valid | Invalid | Question |
| | | tra | | | | | |
| 312 | q71p | (Q70 Secondary). Did you have friends or relatives living there when you first t | Discrete | numeric-2.0 | 279 | 1221 | What is the primary reason you went to work or trade outside your place of residence? |
| 313 | q71 | (Q71). What is the primary reason you went to work or trade outside your place o | Discrete | numeric-2.0 | 279 | 1221 | What is the primary reason you went to work or trade outside your place of residence? |
| 314 | q72 | (Q72). How much has the financial situation of household changed in result of yo | Discrete | numeric-1.0 | 279 | 1221 | How much has the financial situation of household changed in result of your working or trading outside of your village/city? |
| 315 | q73 | (Q73). What percentage of your total household income in 2004 constitutes income | Discrete | numeric-3.0 | 218 | 1282 | What percentage of your total household income in 2004 constitutes income from your trips for work or trade? |
| 316 | q74p_1 | (Q74 Primary, 1st). Name please two major difficulties, that you had when travel | Discrete | numeric-3.0 | 279 | 1221 | Name please two major difficulties, that you had when traveling and staying outside your village or city for work or trade? |
| 317 | q74p_2 | (Q74 Primary, 2nd). Name please two major difficulties, that you had when travel | Discrete | numeric-3.0 | 147 | 1353 | Name please two major difficulties, that you had when traveling and staying outside your village or city for work or trade? |
| 318 | q74_1 | (Q74 Secondary, 1st). Name please two major difficulties, that you had when trav | Discrete | numeric-3.0 | 279 | 1221 | Name please two major difficulties, that you had when traveling and staying outside your village or city for work or trade? |
| 319 | q74_2 | (Q74 Secondary, 2nd). Name please two major difficulties, that you had when trav | Discrete | numeric-3.0 | 110 | 1390 | Name please two major difficulties, that you had when traveling and staying outside your village or city for work or trade? |
| 320 | q75p_1 | (Q75 Primary, 1st). In your opinion, where does the greatest threat to the secur | Discrete | numeric-3.0 | 1500 | 0 | In your opinion, where does the greatest threat to the security of Kyrgyzstan come from or there is not such threat at all? |
| 321 | q75p_2 | (Q75 Primary, 2nd). In your opinion, where does the greatest threat to the secur | Discrete | numeric-3.0 | 202 | 1298 | In your opinion, where does the greatest threat to the security of Kyrgyzstan come from or there is not such threat at all? |
| 322 | q75_1 | (Q75 Secondary, 1st). In your opinion, where does the greatest threat to the sec | Discrete | numeric-3.0 | 1500 | 0 | In your opinion, where does the greatest threat to the security of Kyrgyzstan come from or there is not such threat at all? |
| 323 | q75_2 | (Q75 Secondary, 2nd). In your opinion, where does the greatest threat to the sec | Discrete | numeric-3.0 | 196 | 1304 | In your opinion, where does the greatest threat to the security of Kyrgyzstan come from or there is not such threat at all? |
| 324 | q76p_1 | (Q76 Primary, 1st). Which one (republic, country, organization) poses the bigges | Discrete | numeric-3.0 | 473 | 1027 | Which one (republic, country, organization) poses the biggest threat? |
| 325 | q76p_2 | (Q76 Primary, 2nd). Which one (republic, country, organization) poses the bigges | Discrete | numeric-3.0 | 99 | 1401 | Which one (republic, country, organization) poses the biggest threat? |
| 326 | q76_1 | (Q76 Secondary, 1st). Which one (republic, country, organization) poses the bigg | Discrete | numeric-3.0 | 473 | 1027 | Which one (republic, country, organization) poses the biggest threat? |

Survey of Conflict Prevention and Cooperation 2004 - Variables List

| File database_kyr (cont.) | | | | | | | |
|---------------------------|------------------------|---|----------|-------------|-------|---------|---|
| # | Name | Label | Type | Format | Valid | Invalid | Question |
| 327 | q76_2 | (Q76 Secondary, 2nd). Which one (republic, country, organization) poses the biggest threat? | Discrete | numeric-3.0 | 88 | 1412 | Which one (republic, country, organization) poses the biggest threat? |
| 328 | q77 | (Q77). Which country in Central Asia do you regard as the most important partner | Discrete | numeric-1.0 | 1500 | 0 | Which country in Central Asia do you regard as the most important partner for Kyrgyzstan? |
| 329 | q78p_1 | (Q78 Primary, 1st). Which countries outside of Central Asia do you regard as the | Discrete | numeric-3.0 | 1500 | 0 | Which countries outside of Central Asia do you regard as the most important partners for Kyrgyzstan? |
| 330 | q78p_2 | (Q78 Primary, 2nd). Which countries outside of Central Asia do you regard as the | Discrete | numeric-3.0 | 1041 | 459 | Which countries outside of Central Asia do you regard as the most important partners for Kyrgyzstan? |
| 331 | q78p_3 | (Q78 Primary, 3rd). Which countries outside of Central Asia do you regard as the | Discrete | numeric-3.0 | 675 | 825 | Which countries outside of Central Asia do you regard as the most important partners for Kyrgyzstan? |
| 332 | q78_1 | (Q78 Secondary, 1st). Which countries outside of Central Asia do you regard as t | Discrete | numeric-3.0 | 1500 | 0 | Which countries outside of Central Asia do you regard as the most important partners for Kyrgyzstan? |
| 333 | q78_2 | (Q78 Secondary, 2nd). Which countries outside of Central Asia do you regard as t | Discrete | numeric-3.0 | 1038 | 462 | Which countries outside of Central Asia do you regard as the most important partners for Kyrgyzstan? |
| 334 | q78_3 | (Q78 Secondary, 3rd). Which countries outside of Central Asia do you regard as t | Discrete | numeric-3.0 | 632 | 868 | Which countries outside of Central Asia do you regard as the most important partners for Kyrgyzstan? |
| 335 | q79 | (Q79). How do you assess the economic cooperation in Central Asia over the last | Discrete | numeric-1.0 | 1500 | 0 | How do you assess the economic cooperation in Central Asia over the last 2 to 3 years? |
| 336 | q80p_1 | (Q80 Primary, 1st). Name please the two most important issues for cooperation be | Discrete | numeric-3.0 | 1500 | 0 | Name please the two most important issues for cooperation between Kyrgyzstan and other Central Asian countries? |
| 337 | q80p_2 | (Q80 Primary, 2nd). Name please the two most important issues for cooperation be | Discrete | numeric-3.0 | 1285 | 215 | Name please the two most important issues for cooperation between Kyrgyzstan and other Central Asian countries? |
| 338 | q80_1 | (Q80 Secondary, 1st). Name please the two most important issues for cooperation | Discrete | numeric-3.0 | 1500 | 0 | Name please the two most important issues for cooperation between Kyrgyzstan and other Central Asian countries? |
| 339 | q80_2 | (Q80 Secondary, 2nd). Name please the two most important issues for cooperation | Discrete | numeric-3.0 | 1284 | 216 | Name please the two most important issues for cooperation between Kyrgyzstan and other Central Asian countries? |
| 340 | q81 | (Q81). Are you generally satisfied or dissatisfied with the situation in Kyrgyzs | Discrete | numeric-1.0 | 1500 | 0 | Are you generally satisfied or dissatisfied with the situation in Kyrgyzstan today? |
| 341 | q82p_1 | (Q82 Primary, 1st). In your opinion, what are the three most important problems | Discrete | numeric-3.0 | 1500 | 0 | In your opinion, what are the three most important problems in Kyrgyzstan today? |
| 342 | q82p_2 | (Q82 Primary, 2nd). In | Discrete | numeric-3.0 | 1262 | 238 | In your opinion, what are the three most |

Survey of Conflict Prevention and Cooperation 2004 - Variables List

| File database_kyr (cont.) | | | | | | | |
|---------------------------|------------------------|--|----------|-------------|-------|---------|--|
| # | Name | Label | Type | Format | Valid | Invalid | Question |
| | | your opinion, what are the three most important problems | | | | | important problems in Kyrgyzstan today? |
| 343 | q82p_3 | (Q82 Primary, 3rd). In your opinion, what are the three most important problems | Discrete | numeric-3.0 | 837 | 663 | In your opinion, what are the three most important problems in Kyrgyzstan today? |
| 344 | q82_1 | (Q82 Secondary, 1st). In your opinion, what are the three most important problem | Discrete | numeric-3.0 | 1500 | 0 | In your opinion, what are the three most important problems in Kyrgyzstan today? |
| 345 | q82_2 | (Q82 Secondary, 2nd). In your opinion, what are the three most important problem | Discrete | numeric-3.0 | 1224 | 276 | In your opinion, what are the three most important problems in Kyrgyzstan today? |
| 346 | q82_3 | (Q82 Secondary, 3rd). In your opinion, what are the three most important problem | Discrete | numeric-3.0 | 667 | 833 | In your opinion, what are the three most important problems in Kyrgyzstan today? |
| 347 | q83 | (Q83). How would you describe the current economic situation in Kyrgyzstan? | Discrete | numeric-1.0 | 1500 | 0 | How would you describe the current economic situation in Kyrgyzstan? |
| 348 | q84p | (Q84 Primary). When do you think people in Kyrgyzstan will live better? | Discrete | numeric-2.0 | 1500 | 0 | When do you think people in Kyrgyzstan will live better? |
| 349 | q84 | (Q84 Secondary). When do you think people in Kyrgyzstan will live better? | Discrete | numeric-2.0 | 1500 | 0 | When do you think people in Kyrgyzstan will live better? |
| 350 | q85_a | (Q85_A). Please rate the quality of healthcare services provided by government o | Discrete | numeric-1.0 | 1500 | 0 | Please rate the quality of healthcare services provided by government of Kyrgyzstan? |
| 351 | q85_b | (Q85_B). Please rate the quality of secondary education provided by government o | Discrete | numeric-1.0 | 1500 | 0 | Please rate the quality of secondary education provided by government of Kyrgyzstan? |
| 352 | q85_c | (Q85_C). Please rate the quality of higher education provided by government of K | Discrete | numeric-1.0 | 1500 | 0 | Please rate the quality of higher education provided by government of Kyrgyzstan? |
| 353 | q85_d | (Q85_D). Please rate the quality of pensions provided by government of Kyrgyzsta | Discrete | numeric-1.0 | 1500 | 0 | Please rate the quality of pensions provided by government of Kyrgyzstan? |
| 354 | q85_e | (Q85_E). Please rate the quality of solving problems of youth provided by govern | Discrete | numeric-1.0 | 1500 | 0 | Please rate the quality of solving problems of youth provided by government of Kyrgyzstan? |
| 355 | q85_f | (Q85_F). Please rate the quality of social assistance and programs provided by g | Discrete | numeric-1.0 | 1500 | 0 | Please rate the quality of social assistance and programs provided by government of Kyrgyzstan? |
| 356 | q85_g | (Q85_G). Please rate the quality of protecting the rights of ethnic minorities p | Discrete | numeric-1.0 | 1500 | 0 | Please rate the quality of protecting the rights of ethnic minorities provided by government of Kyrgyzstan? |
| 357 | q85_h | (Q85_H). Please rate the quality of maintaining good relations with other Centra | Discrete | numeric-1.0 | 1500 | 0 | Please rate the quality of maintaining good relations with other Central Asian countries provided by government of Kyrgyzstan? |

Survey of Conflict Prevention and Cooperation 2004 - Variables List

| File database_kyr (cont.) | | | | | | | |
|---------------------------|-----------------------|--|----------|-------------|-------|---------|--|
| # | Name | Label | Type | Format | Valid | Invalid | Question |
| 358 | q86_a | (Q86_A). How satisfied or dissatisfied you are with security in the country? | Discrete | numeric-1.0 | 1500 | 0 | How satisfied or dissatisfied you are with security in the country? |
| 359 | q86_b | (Q86_B). How satisfied or dissatisfied you are with respect of rights of citizen | Discrete | numeric-1.0 | 1500 | 0 | How satisfied or dissatisfied you are with respect of rights of citizens by authorities? |
| 360 | q86_c | (Q86_C). How satisfied or dissatisfied you are with customs services? | Discrete | numeric-1.0 | 1500 | 0 | How satisfied or dissatisfied you are with customs services? |
| 361 | q86_d | (Q86_D). How satisfied or dissatisfied you are with border guards? | Discrete | numeric-1.0 | 1500 | 0 | How satisfied or dissatisfied you are with border guards? |
| 362 | q86_e | (Q86_E). How satisfied or dissatisfied you are with law enforcement officials (p | Discrete | numeric-1.0 | 1500 | 0 | How satisfied or dissatisfied you are with law enforcement officials (police, persecutor, courts)? |
| 363 | q86_f | (Q86_F). How satisfied or dissatisfied you are with opportunity of citizens to i | Discrete | numeric-1.0 | 1500 | 0 | How satisfied or dissatisfied you are with opportunity of citizens to influence the State power? |
| 364 | q86_g | (Q86_G). How satisfied or dissatisfied you are with level of political freedoms? | Discrete | numeric-1.0 | 1500 | 0 | How satisfied or dissatisfied you are with level of political freedoms? |
| 365 | q86_h | (Q86_H). How satisfied or dissatisfied you are with level of independence of the | Discrete | numeric-1.0 | 1500 | 0 | How satisfied or dissatisfied you are with level of independence of the mass media? |
| 366 | q87_a | (Q87_A). How fairly does municipality treat you and people like you? | Discrete | numeric-1.0 | 1500 | 0 | How fairly does municipality treat you and people like you? |
| 367 | q87_b | (Q87_B). How fairly does national government treat you and people like you? | Discrete | numeric-1.0 | 1500 | 0 | How fairly does national government treat you and people like you? |
| 368 | q87_c | (Q87_C). How fairly does president administration treat you and people like you? | Discrete | numeric-1.0 | 1500 | 0 | How fairly does president administration treat you and people like you? |
| 369 | q87_d | (Q87_D). How fairly does block committee treat you and people like you? | Discrete | numeric-1.0 | 1500 | 0 | How fairly does block committee treat you and people like you? |
| 370 | q87_e | (Q87_E). How fairly do heads of village council treat you and people like you? | Discrete | numeric-1.0 | 1009 | 491 | How fairly do heads of village council treat you and people like you? |
| 371 | q87_f | (Q87_F). How fairly does militsia staff treat you and people like you? | Discrete | numeric-1.0 | 1500 | 0 | How fairly does militsia staff treat you and people like you? |
| 372 | q87_g | (Q87_G). How fairly do courts treat you and people like you? | Discrete | numeric-1.0 | 1500 | 0 | How fairly do courts treat you and people like you? |
| 373 | q87_h | (Q87_H). How fairly do tax authorities treat you and people like you? | Discrete | numeric-1.0 | 1500 | 0 | How fairly do tax authorities treat you and people like you? |
| 374 | q87_i | (Q87_I). How fairly do clergy (of mosques and churches) treat you and people lik | Discrete | numeric-1.0 | 1500 | 0 | How fairly do clergy (of mosques and churches) treat you and people like you? |
| 375 | q88 | (Q88). In your opinion, how serious is the level of | Discrete | numeric-1.0 | 1500 | 0 | In your opinion, how serious is the level of corruption in Kyrgyzstan? |

Survey of Conflict Prevention and Cooperation 2004 - Variables List

| File database_kyr (cont.) | | | | | | | |
|---------------------------|-----------------------|--|----------|-------------|-------|---------|--|
| # | Name | Label | Type | Format | Valid | Invalid | Question |
| | | corruption in Kyrgyzstan? | | | | | |
| 376 | q89_a | (Q89_A). How much corruption you think there is among staff of the courts? | Discrete | numeric-1.0 | 1500 | 0 | How much corruption you think there is among staff of the courts? |
| 377 | q89_b | (Q89_B). How much corruption you think there is among staff of the militsia? | Discrete | numeric-1.0 | 1500 | 0 | How much corruption you think there is among staff of the militsia? |
| 378 | q89_c | (Q89_C). How much corruption you think there is among clergy of mosques and chur | Discrete | numeric-1.0 | 1500 | 0 | How much corruption you think there is among clergy of mosques and churches? |
| 379 | q89_d | (Q89_D). How much corruption you think there is among staff of healthcare instit | Discrete | numeric-1.0 | 1500 | 0 | How much corruption you think there is among staff of healthcare institutions? |
| 380 | q89_e | (Q89_E). How much corruption you think there is among staff of universities and | Discrete | numeric-1.0 | 1500 | 0 | How much corruption you think there is among staff of universities and other institutions of higher education? |
| 381 | q89_f | (Q89_F). How much corruption you think there is among staff of secondary schools | Discrete | numeric-1.0 | 1500 | 0 | How much corruption you think there is among staff of secondary schools? |
| 382 | q89_g | (Q89_G). How much corruption you think there is among staff of local government | Discrete | numeric-1.0 | 1500 | 0 | How much corruption you think there is among staff of local government (akimat)? |
| 383 | q89_h | (Q89_H). How much corruption you think there is among staff of national governme | Discrete | numeric-1.0 | 1500 | 0 | How much corruption you think there is among staff of national government? |
| 384 | q89_i | (Q89_I). How much corruption you think there is among staff of block comittee? | Discrete | numeric-1.0 | 1500 | 0 | How much corruption you think there is among staff of block committee? |
| 385 | q89_j | (Q89_J). How much corruption you think there is among staff of passport and regi | Discrete | numeric-1.0 | 1500 | 0 | How much corruption you think there is among staff of passport and registration offices? |
| 386 | q90 | (Q90). What role do you think Islam plays in the political life of Kyrgyzstan? | Discrete | numeric-1.0 | 1500 | 0 | What role do you think Islam plays in the political life of Kyrgyzstan? |
| 387 | q91 | (Q91). What role do you think Islam should play in the political life of Kyrgyzs | Discrete | numeric-1.0 | 1500 | 0 | What role do you think Islam should play in the political life of Kyrgyzstan? |
| 388 | q92p | (Q92 Primary). What is your religion? | Discrete | numeric-2.0 | 1500 | 0 | What is your religion? |
| 389 | q92 | (Q92 Secondary). What is your religion? | Discrete | numeric-2.0 | 1500 | 0 | What is your religion? |
| 390 | q93 | (Q93). How many times a day do you pray? | Discrete | numeric-2.0 | 302 | 1198 | How many times a day do you pray? |
| 391 | q94 | (Q94). Do you know what jihad means in Islam? | Discrete | numeric-1.0 | 1249 | 251 | Do you know what jihad means in Islam? |
| 392 | q95p | (Q95 Primary). Some people say that jihad is a fight of a Muslim with the | Discrete | numeric-2.0 | 338 | 1162 | Some people say that jihad is a fight of a Muslim with the devil inside oneself, others say that it is a fight of a Muslim |

Survey of Conflict Prevention and Cooperation 2004 - Variables List

| File database_kyr (cont.) | | | | | | | |
|---------------------------|-------------------------|--|----------|-------------|-------|---------|---|
| # | Name | Label | Type | Format | Valid | Invalid | Question |
| | | devil | | | | | with non-Muslims. Which point of you do you share? |
| 393 | q95 | (Q95 Secondary). Some people say that jihad is a fight of a Muslim with the devi | Discrete | numeric-2.0 | 338 | 1162 | Some people say that jihad is a fight of a Muslim with the devil inside oneself, others say that it is a fight of a Muslim with non-Muslims. Which point of you do you share? |
| 394 | q96 | (Q96). Are you currently employed? | Discrete | numeric-1.0 | 1500 | 0 | Are you currently employed? |
| 395 | q97p | (Q97 Primary). If unemployed, what is your current status? | Discrete | numeric-2.0 | 806 | 694 | If unemployed, what is your current status? |
| 396 | q97 | (Q97 Secondary). If unemployed, what is your current status? | Discrete | numeric-2.0 | 806 | 694 | If unemployed, what is your current status? |
| 397 | q98p | (Q98 Primary). Which category on this card describes your position on your main | Discrete | numeric-2.0 | 694 | 806 | Which category on this card describes your position on your main job? |
| 398 | q98 | (Q98 Secondary). Which category on this card describes your position on your mai | Discrete | numeric-2.0 | 694 | 806 | Which category on this card describes your position on your main job? |
| 399 | q99 | (Q99). Which one statement best characterizes the situation in your household? | Discrete | numeric-1.0 | 1500 | 0 | Which one statement best characterizes the situation in your household? |
| 400 | q100p_1 | (Q100 Primary, 1st). Name please three main sources of income for your household | Discrete | numeric-3.0 | 1500 | 0 | Name please three main sources of income for your household. |
| 401 | q100p_2 | (Q100 Primary, 2nd). Name please three main sources of income for your household | Discrete | numeric-3.0 | 784 | 716 | Name please three main sources of income for your household. |
| 402 | q100p_3 | (Q100 Primary, 3rd). Name please three main sources of income for your household | Discrete | numeric-3.0 | 219 | 1281 | Name please three main sources of income for your household. |
| 403 | q100_1 | (Q100 Secondary, 1st). Name please three main sources of income for your househo | Discrete | numeric-3.0 | 1500 | 0 | Name please three main sources of income for your household. |
| 404 | q100_2 | (Q100 Secondary, 2nd). Name please three main sources of income for your househo | Discrete | numeric-3.0 | 782 | 718 | Name please three main sources of income for your household. |
| 405 | q100_3 | (Q100 Secondary, 3rd). Name please three main sources of income for your househo | Discrete | numeric-3.0 | 216 | 1284 | Name please three main sources of income for your household. |
| 406 | q101 | (Q101). How many members are in your household including yourself? | Discrete | numeric-2.0 | 1500 | 0 | - |
| 407 | q102 | (Q102). The level of welfare of the household according to observation of interv | Discrete | numeric-1.0 | 1500 | 0 | - |

| File database_kyr (cont.) | | | | | | | |
|----------------------------------|-------------------------|----------------------|------------|---------------|-------|---------|----------|
| # | Name | Label | Type | Format | Valid | Invalid | Question |
| 408 | weights | Case-to-case weights | Continuous | numeric-17.14 | 1500 | 0 | - |

Variables Description

Dataset contains 408 variable(s)

File database_kyr

| #1 q_number: Number of the questionnaire | |
|--|--|
| Information | [type=continuous] [format=numeric] [valid=1500] [valid(weighted)=1500] [range=3001-4500] |
| Security | Public |

| #2 kish_no: Number of Kish card | | | | |
|---------------------------------|--|-------|----------|-----------------------|
| Information | [type=discrete] [format=numeric] [valid=1500] [valid(weighted)=1500] [range=1-8] | | | |
| Security | Public | | | |
| Value | Label | Cases | Weighted | Percentage (weighted) |
| 1 | | 249 | 248.501 | 16.6% |
| 2 | | 125 | 123.576 | 8.2% |
| 3 | | 125 | 125.195 | 8.3% |
| 4 | | 250 | 252.743 | 16.8% |
| 5 | | 251 | 251.438 | 16.8% |
| 6 | | 124 | 135.797 | 9.1% |
| 7 | | 125 | 125.943 | 8.4% |
| 8 | | 251 | 236.806 | 15.8% |

| #3 kish_mem: Quantity of members of HH in accordance to the Kish card | | | | |
|---|--|-------|----------|-----------------------|
| Information | [type=discrete] [format=numeric] [valid=1500] [valid(weighted)=1500] [range=1-8] | | | |
| Security | Public | | | |
| Value | Label | Cases | Weighted | Percentage (weighted) |
| 1 | | 99 | 33.587 | 2.2% |
| 2 | | 511 | 336.165 | 22.4% |
| 3 | | 366 | 353.324 | 23.6% |
| 4 | | 269 | 344.185 | 22.9% |
| 5 | | 170 | 272.91 | 18.2% |
| 6 | | 60 | 107.339 | 7.2% |
| 7 | | 19 | 38.15 | 2.5% |
| 8 | | 6 | 14.34 | 1.0% |

| #4 psu_no: PSU | |
|----------------|--|
| Information | [type=continuous] [format=numeric] [valid=1500] [valid(weighted)=1500] [range=125-182] |
| Security | Public |

| #5 region: Province | |
|---------------------|--|
| Information | [type=discrete] [format=numeric] [valid=1500] [valid(weighted)=1500] [range=1-8] |
| Security | Public |

File database_kyr (cont.)

#5 region: Province (cont.)

| Value | Label | Cases | Weighted | Percentage (weighted) |
|-------|-----------------------|-------|----------|-----------------------|
| 1 | Batken province | 119 | 119 | 7.9% |
| 2 | Dzhalal-Abad province | 265 | 265 | 17.7% |
| 3 | Issyk-kul' province | 136 | 136 | 9.1% |
| 4 | Naryn province | 81 | 81 | 5.4% |
| 5 | Oshskaya province | 363 | 363 | 24.2% |
| 6 | Talas province | 69 | 69 | 4.6% |
| 7 | Chui province | 221 | 221 | 14.7% |
| 8 | Bishkek city | 246 | 246 | 16.4% |

#6 city: City

| Information | [type=discrete] [format=numeric] [valid=491] [valid(weighted)=491] [range=2-14] | | | |
|-------------|---|-------|----------|-----------------------|
| Security | Public | | | |
| Value | Label | Cases | Weighted | Percentage (weighted) |
| 2 | Sulyukta c. | 21 | 21 | 4.3% |
| 5 | Kok-Zhangak c. | 28 | 23.252 | 4.7% |
| 6 | Mailuu-Suu c. | 27 | 31.748 | 6.5% |
| 8 | Balykchi c. | 18 | 17.141 | 3.5% |
| 9 | Karakol c. | 18 | 18.859 | 3.8% |
| 10 | Naryn c. | 13 | 13 | 2.6% |
| 11 | Osh c. | 75 | 75 | 15.3% |
| 12 | Talas c. | 11 | 11 | 2.2% |
| 13 | Chui-Tokmak c. | 34 | 34 | 6.9% |
| 14 | Bishkek c. | 246 | 246 | 50.1% |
| Sysmiss | | 1009 | 1009 | |

#7 district: District

| Information | [type=discrete] [format=numeric] [valid=1500] [valid(weighted)=1500] [range=1-56] | | | |
|-------------|---|-------|----------|-----------------------|
| Security | Public | | | |
| Value | Label | Cases | Weighted | Percentage (weighted) |
| 1 | Batken | 25 | 31.302 | 2.1% |
| 2 | Kadamzhai | 49 | 46.614 | 3.1% |
| 4 | Lyailyak | 24 | 20.084 | 1.3% |
| 5 | Sulyukta g/k | 21 | 21 | 1.4% |
| 6 | Ala-Bukin | 30 | 30.1 | 2.0% |
| 7 | Aksyi | 30 | 21.367 | 1.4% |
| 8 | Bazar-Korgon | 30 | 37.49 | 2.5% |
| 11 | Kok-Zhangak g/k | 28 | 23.252 | 1.6% |
| 12 | Mailuu-Suu g/k | 27 | 31.748 | 2.1% |
| 14 | Suzak | 60 | 69.469 | 4.6% |
| 16 | Toguz-Torooz | 30 | 27.264 | 1.8% |

File database_kyr (cont.)

#7 district: District (cont.)

| Value (cont.) | Label | Cases | Weighted | Percentage (weighted) |
|---------------|-----------------|-------|----------|-----------------------|
| 17 | Toktogul` | 30 | 24.311 | 1.6% |
| 20 | Ak-sui | 24 | 24.408 | 1.6% |
| 21 | Balykchi g/k | 18 | 17.141 | 1.1% |
| 22 | Dzhety-Oguz | 26 | 25.973 | 1.7% |
| 23 | Issyk-Kul` | 25 | 33.608 | 2.2% |
| 24 | Karakol g/k | 18 | 18.859 | 1.3% |
| 26 | Tyupskii | 25 | 16.011 | 1.1% |
| 28 | At-Bashin | 22 | 31.831 | 2.1% |
| 29 | Zhumgal` | 23 | 16.539 | 1.1% |
| 30 | Kochkor | 23 | 19.63 | 1.3% |
| 32 | Naryn g/k | 13 | 13 | 0.9% |
| 34 | Aravan | 29 | 29.223 | 1.9% |
| 36 | Kara-Suiskii | 115 | 131.435 | 8.8% |
| 37 | Naukatskii | 29 | 22.415 | 1.5% |
| 38 | Osh g/k | 75 | 75 | 5.0% |
| 39 | Uzgen | 115 | 104.928 | 7.0% |
| 41 | Bakai-Atin | 29 | 34.002 | 2.3% |
| 43 | Manas | 29 | 23.998 | 1.6% |
| 45 | Talas g/k | 11 | 11 | 0.7% |
| 46 | Alamudun | 27 | 24.452 | 1.6% |
| 47 | Zhaiyl | 27 | 24.872 | 1.7% |
| 48 | Kant | 53 | 54.502 | 3.6% |
| 52 | Sokuluk | 53 | 53.661 | 3.6% |
| 53 | Chui-Tokmak g/k | 34 | 34 | 2.3% |
| 55 | Ysyk-Atin | 27 | 29.513 | 2.0% |
| 56 | Bishkek g/k | 246 | 246 | 16.4% |

#8 point_ty: Point type

| Information | [type=discrete] [format=numeric] [valid=1500] [valid(weighted)=1500] [range=1-2] | | | |
|-------------|--|-------|----------|-----------------------|
| Security | Public | | | |
| Value | Label | Cases | Weighted | Percentage (weighted) |
| 1 | Urban | 491 | 491 | 32.7% |
| 2 | Rural | 1009 | 1009 | 67.3% |

#9 country: Country of the survey

| Information | [type=discrete] [format=numeric] [valid=1500] [valid(weighted)=1500] [range=2-2] | | | |
|-------------|--|-------|----------|-----------------------|
| Security | Public | | | |
| Value | Label | Cases | Weighted | Percentage (weighted) |
| 2 | Kyrgyzstan | 1500 | 1500 | 100.0% |

File database_kyr (cont.)

#10 gender: Gender of respondent

| Information | | [type=discrete] [format=numeric] [valid=1500] [valid(weighted)=1500] [range=1-2] | | |
|-------------|--------|--|----------|-----------------------|
| Security | | Public | | |
| Value | Label | Cases | Weighted | Percentage (weighted) |
| 1 | Male | 732 | 748.784 | 49.9% |
| 2 | Female | 768 | 751.216 | 50.1% |

#11 i_date: Date of interview

| Information | | [type=discrete] [format=character] [valid=1500] [valid(weighted)=1500] | | |
|-------------|-------|--|----------|-----------------------|
| Security | | Public | | |
| Value | Label | Cases | Weighted | Percentage (weighted) |
| 2004-09-11 | | 5 | 4.805 | 0.3% |
| 2004-09-12 | | 4 | 4.484 | 0.3% |
| 2004-09-13 | | 5 | 4.805 | 0.3% |
| 2004-09-14 | | 3 | 4.484 | 0.3% |
| 2004-09-15 | | 4 | 2.883 | 0.2% |
| 2004-09-21 | | 72 | 75.008 | 5.0% |
| 2004-09-22 | | 161 | 163.283 | 10.9% |
| 2004-09-23 | | 181 | 183.874 | 12.3% |
| 2004-09-24 | | 231 | 240.995 | 16.1% |
| 2004-09-25 | | 231 | 233.688 | 15.6% |
| 2004-09-26 | | 167 | 163.439 | 10.9% |
| 2004-09-27 | | 136 | 138.658 | 9.2% |
| 2004-09-28 | | 89 | 78.418 | 5.2% |
| 2004-09-29 | | 42 | 44.356 | 3.0% |
| 2004-09-30 | | 26 | 23.952 | 1.6% |
| 2004-10-01 | | 1 | 0.381 | 0.0% |
| 2004-10-11 | | 12 | 11.406 | 0.8% |
| 2004-10-12 | | 18 | 15.096 | 1.0% |
| 2004-10-13 | | 19 | 15.895 | 1.1% |
| 2004-10-14 | | 20 | 19.583 | 1.3% |
| 2004-10-15 | | 18 | 16.431 | 1.1% |
| 2004-10-16 | | 18 | 14.109 | 0.9% |
| 2004-10-17 | | 13 | 9.817 | 0.7% |
| 2004-10-21 | | 5 | 5.831 | 0.4% |
| 2004-10-22 | | 5 | 7.365 | 0.5% |
| 2004-10-23 | | 5 | 6.445 | 0.4% |
| 2004-10-24 | | 5 | 7.365 | 0.5% |
| 2004-10-25 | | 3 | 2.762 | 0.2% |
| 2004-11-22 | | 1 | 0.384 | 0.0% |

File database_kyr (cont.)

#12 time_st: Time of starting interview

| | |
|-------------|--|
| Information | [type=discrete] [format=character] [valid=1500] [valid(weighted)=1500] |
|-------------|--|

| | |
|----------|--------|
| Security | Public |
|----------|--------|

| Value | Label | Cases | Weighted | Percentage (weighted) |
|----------|-------|-------|----------|-----------------------|
| 07:45:00 | | 1 | 1.602 | 0.1% |
| 07:55:00 | | 1 | 0.762 | 0.1% |
| 08:00:00 | | 4 | 3.563 | 0.2% |
| 08:01:00 | | 1 | 1.918 | 0.1% |
| 08:02:00 | | 1 | 0.275 | 0.0% |
| 08:04:00 | | 2 | 2.21 | 0.1% |
| 08:05:00 | | 3 | 3.767 | 0.3% |
| 08:06:00 | | 2 | 3.069 | 0.2% |
| 08:07:00 | | 3 | 2.626 | 0.2% |
| 08:10:00 | | 1 | 1.017 | 0.1% |
| 08:11:00 | | 2 | 3.966 | 0.3% |
| 08:12:00 | | 3 | 2.676 | 0.2% |
| 08:13:00 | | 3 | 3.399 | 0.2% |
| 08:14:00 | | 2 | 2.126 | 0.1% |
| 08:15:00 | | 6 | 6.483 | 0.4% |
| 08:16:00 | | 5 | 4.749 | 0.3% |
| 08:17:00 | | 5 | 5.642 | 0.4% |
| 08:18:00 | | 1 | 1.574 | 0.1% |
| 08:19:00 | | 2 | 2.55 | 0.2% |
| 08:20:00 | | 2 | 2.403 | 0.2% |
| 08:21:00 | | 3 | 3.393 | 0.2% |
| 08:22:00 | | 4 | 3.502 | 0.2% |
| 08:23:00 | | 1 | 1.113 | 0.1% |
| 08:24:00 | | 1 | 1.113 | 0.1% |
| 08:25:00 | | 1 | 1.139 | 0.1% |
| 08:26:00 | | 1 | 0.628 | 0.0% |
| 08:29:00 | | 3 | 5.723 | 0.4% |
| 08:30:00 | | 5 | 4.225 | 0.3% |
| 08:37:00 | | 3 | 2.678 | 0.2% |
| 08:40:00 | | 4 | 4.21 | 0.3% |
| 08:41:00 | | 2 | 0.835 | 0.1% |
| 08:42:00 | | 1 | 1.255 | 0.1% |
| 08:43:00 | | 1 | 1.185 | 0.1% |
| 08:45:00 | | 3 | 3.662 | 0.2% |
| 08:46:00 | | 3 | 4.817 | 0.3% |
| 08:47:00 | | 2 | 1.371 | 0.1% |
| 08:48:00 | | 1 | 0.952 | 0.1% |
| 08:50:00 | | 3 | 3.168 | 0.2% |
| 08:53:00 | | 1 | 1.444 | 0.1% |
| 08:55:00 | | 2 | 2.104 | 0.1% |
| 08:59:00 | | 1 | 1.114 | 0.1% |

File database_kyr (cont.)

#12 time_st: Time of starting interview (cont.)

| Value (cont.) | Label | Cases | Weighted | Percentage (weighted) |
|---------------|-------|-------|----------|-----------------------|
| 09:00:00 | | 5 | 4.291 | 0.3% |
| 09:01:00 | | 1 | 1.358 | 0.1% |
| 09:02:00 | | 2 | 2.553 | 0.2% |
| 09:03:00 | | 3 | 1.562 | 0.1% |
| 09:04:00 | | 1 | 0.84 | 0.1% |
| 09:05:00 | | 3 | 4.216 | 0.3% |
| 09:06:00 | | 1 | 1.841 | 0.1% |
| 09:07:00 | | 2 | 3.012 | 0.2% |
| 09:08:00 | | 1 | 1.347 | 0.1% |
| 09:10:00 | | 11 | 10.82 | 0.7% |
| 09:11:00 | | 1 | 1.535 | 0.1% |
| 09:12:00 | | 5 | 4.161 | 0.3% |
| 09:13:00 | | 6 | 3.407 | 0.2% |
| 09:14:00 | | 1 | 0.84 | 0.1% |
| 09:15:00 | | 6 | 8.856 | 0.6% |
| 09:16:00 | | 1 | 1.447 | 0.1% |
| 09:17:00 | | 19 | 17.868 | 1.2% |
| 09:18:00 | | 4 | 4.274 | 0.3% |
| 09:20:00 | | 1 | 1.297 | 0.1% |
| 09:21:00 | | 2 | 1.69 | 0.1% |
| 09:22:00 | | 1 | 0.613 | 0.0% |
| 09:23:00 | | 1 | 1.489 | 0.1% |
| 09:25:00 | | 2 | 1.234 | 0.1% |
| 09:26:00 | | 3 | 3.719 | 0.2% |
| 09:27:00 | | 3 | 2.197 | 0.1% |
| 09:28:00 | | 2 | 2.51 | 0.2% |
| 09:29:00 | | 1 | 1.482 | 0.1% |
| 09:30:00 | | 3 | 3.596 | 0.2% |
| 09:31:00 | | 3 | 2.125 | 0.1% |
| 09:32:00 | | 1 | 0.628 | 0.0% |
| 09:34:00 | | 2 | 1.449 | 0.1% |
| 09:35:00 | | 3 | 2.26 | 0.2% |
| 09:36:00 | | 4 | 3.196 | 0.2% |
| 09:37:00 | | 4 | 3.292 | 0.2% |
| 09:38:00 | | 2 | 1.322 | 0.1% |
| 09:39:00 | | 2 | 1.409 | 0.1% |
| 09:40:00 | | 3 | 2.183 | 0.1% |
| 09:41:00 | | 3 | 3.019 | 0.2% |
| 09:43:00 | | 6 | 7.951 | 0.5% |
| 09:45:00 | | 3 | 3.271 | 0.2% |
| 09:46:00 | | 1 | 0.628 | 0.0% |
| 09:47:00 | | 2 | 0.583 | 0.0% |
| 09:48:00 | | 1 | 0.266 | 0.0% |
| 09:49:00 | | 1 | 1.067 | 0.1% |

File database_kyr (cont.)

#12 time_st: Time of starting interview (cont.)

| Value (cont.) | Label | Cases | Weighted | Percentage (weighted) |
|---------------|-------|-------|----------|-----------------------|
| 09:50:00 | | 1 | 0.791 | 0.1% |
| 09:56:00 | | 1 | 0.628 | 0.0% |
| 09:57:00 | | 2 | 1.661 | 0.1% |
| 09:58:00 | | 1 | 1.609 | 0.1% |
| 10:00:00 | | 8 | 7.613 | 0.5% |
| 10:01:00 | | 2 | 1.351 | 0.1% |
| 10:02:00 | | 1 | 0.973 | 0.1% |
| 10:03:00 | | 14 | 14.846 | 1.0% |
| 10:04:00 | | 1 | 0.99 | 0.1% |
| 10:05:00 | | 1 | 0.545 | 0.0% |
| 10:06:00 | | 2 | 2.399 | 0.2% |
| 10:07:00 | | 4 | 3.613 | 0.2% |
| 10:08:00 | | 4 | 4.993 | 0.3% |
| 10:09:00 | | 5 | 4.714 | 0.3% |
| 10:10:00 | | 3 | 4.328 | 0.3% |
| 10:11:00 | | 8 | 9.557 | 0.6% |
| 10:12:00 | | 17 | 18.461 | 1.2% |
| 10:13:00 | | 8 | 7.282 | 0.5% |
| 10:14:00 | | 2 | 1.278 | 0.1% |
| 10:15:00 | | 2 | 1.883 | 0.1% |
| 10:16:00 | | 4 | 4.594 | 0.3% |
| 10:17:00 | | 3 | 3.482 | 0.2% |
| 10:18:00 | | 6 | 7.371 | 0.5% |
| 10:20:00 | | 6 | 5.33 | 0.4% |
| 10:22:00 | | 2 | 1.499 | 0.1% |
| 10:23:00 | | 4 | 3.523 | 0.2% |
| 10:24:00 | | 2 | 2.668 | 0.2% |
| 10:25:00 | | 4 | 3.176 | 0.2% |
| 10:26:00 | | 1 | 0.384 | 0.0% |
| 10:28:00 | | 2 | 2.37 | 0.2% |
| 10:29:00 | | 1 | 1.447 | 0.1% |
| 10:30:00 | | 2 | 2.803 | 0.2% |
| 10:31:00 | | 6 | 6.594 | 0.4% |
| 10:32:00 | | 1 | 0.646 | 0.0% |
| 10:33:00 | | 1 | 0.952 | 0.1% |
| 10:34:00 | | 2 | 1.226 | 0.1% |
| 10:35:00 | | 4 | 2.726 | 0.2% |
| 10:36:00 | | 5 | 4.148 | 0.3% |
| 10:39:00 | | 1 | 0.668 | 0.0% |
| 10:40:00 | | 5 | 5.673 | 0.4% |
| 10:41:00 | | 3 | 3.446 | 0.2% |
| 10:42:00 | | 3 | 2.961 | 0.2% |
| 10:43:00 | | 4 | 3.556 | 0.2% |
| 10:44:00 | | 1 | 0.723 | 0.0% |

File database_kyr (cont.)

#12 time_st: Time of starting interview (cont.)

| Value (cont.) | Label | Cases | Weighted | Percentage (weighted) |
|---------------|-------|-------|----------|-----------------------|
| 10:45:00 | | 7 | 8.401 | 0.6% |
| 10:46:00 | | 1 | 1.113 | 0.1% |
| 10:47:00 | | 1 | 1.447 | 0.1% |
| 10:48:00 | | 2 | 2.528 | 0.2% |
| 10:50:00 | | 4 | 3.908 | 0.3% |
| 10:51:00 | | 4 | 4.908 | 0.3% |
| 10:52:00 | | 1 | 0.516 | 0.0% |
| 10:55:00 | | 5 | 5.817 | 0.4% |
| 10:56:00 | | 2 | 1.11 | 0.1% |
| 10:57:00 | | 3 | 3.143 | 0.2% |
| 10:58:00 | | 1 | 1.506 | 0.1% |
| 10:59:00 | | 1 | 1.255 | 0.1% |
| 11:00:00 | | 3 | 2.303 | 0.2% |
| 11:01:00 | | 1 | 1.113 | 0.1% |
| 11:02:00 | | 3 | 3.966 | 0.3% |
| 11:03:00 | | 4 | 3.451 | 0.2% |
| 11:04:00 | | 1 | 1.181 | 0.1% |
| 11:05:00 | | 5 | 5.886 | 0.4% |
| 11:07:00 | | 1 | 0.668 | 0.0% |
| 11:08:00 | | 2 | 1.872 | 0.1% |
| 11:09:00 | | 2 | 2.057 | 0.1% |
| 11:10:00 | | 3 | 3.909 | 0.3% |
| 11:12:00 | | 4 | 5.491 | 0.4% |
| 11:13:00 | | 3 | 3.069 | 0.2% |
| 11:14:00 | | 1 | 1.117 | 0.1% |
| 11:15:00 | | 2 | 3.343 | 0.2% |
| 11:19:00 | | 2 | 1.333 | 0.1% |
| 11:20:00 | | 2 | 1.314 | 0.1% |
| 11:21:00 | | 2 | 1.074 | 0.1% |
| 11:22:00 | | 2 | 2.035 | 0.1% |
| 11:23:00 | | 1 | 1.011 | 0.1% |
| 11:24:00 | | 1 | 0.84 | 0.1% |
| 11:25:00 | | 4 | 3.708 | 0.2% |
| 11:27:00 | | 2 | 1.138 | 0.1% |
| 11:28:00 | | 2 | 1.918 | 0.1% |
| 11:29:00 | | 3 | 2.701 | 0.2% |
| 11:30:00 | | 3 | 2.904 | 0.2% |
| 11:31:00 | | 1 | 1.823 | 0.1% |
| 11:34:00 | | 1 | 0.969 | 0.1% |
| 11:35:00 | | 1 | 0.776 | 0.1% |
| 11:36:00 | | 5 | 4.882 | 0.3% |
| 11:37:00 | | 3 | 2.358 | 0.2% |
| 11:39:00 | | 3 | 2.458 | 0.2% |
| 11:40:00 | | 6 | 6.851 | 0.5% |

File database_kyr (cont.)

#12 time_st: Time of starting interview (cont.)

| Value (cont.) | Label | Cases | Weighted | Percentage (weighted) |
|---------------|-------|-------|----------|-----------------------|
| 11:41:00 | | 1 | 1.042 | 0.1% |
| 11:42:00 | | 2 | 1.889 | 0.1% |
| 11:43:00 | | 3 | 2.945 | 0.2% |
| 11:44:00 | | 1 | 1.033 | 0.1% |
| 11:45:00 | | 4 | 5.36 | 0.4% |
| 11:46:00 | | 4 | 4.282 | 0.3% |
| 11:47:00 | | 2 | 1.406 | 0.1% |
| 11:48:00 | | 2 | 1.57 | 0.1% |
| 11:50:00 | | 3 | 1.696 | 0.1% |
| 11:51:00 | | 2 | 1.332 | 0.1% |
| 11:52:00 | | 2 | 2.653 | 0.2% |
| 11:53:00 | | 4 | 3.976 | 0.3% |
| 11:55:00 | | 2 | 1.013 | 0.1% |
| 11:56:00 | | 7 | 6.118 | 0.4% |
| 11:57:00 | | 3 | 3.696 | 0.2% |
| 11:59:00 | | 6 | 5.871 | 0.4% |
| 12:00:00 | | 3 | 2.873 | 0.2% |
| 12:01:00 | | 1 | 0.708 | 0.0% |
| 12:02:00 | | 2 | 1.465 | 0.1% |
| 12:03:00 | | 6 | 4.611 | 0.3% |
| 12:06:00 | | 3 | 3.45 | 0.2% |
| 12:07:00 | | 2 | 2.876 | 0.2% |
| 12:08:00 | | 1 | 0.76 | 0.1% |
| 12:09:00 | | 2 | 2.192 | 0.1% |
| 12:10:00 | | 5 | 3.724 | 0.2% |
| 12:11:00 | | 1 | 0.762 | 0.1% |
| 12:12:00 | | 2 | 2.281 | 0.2% |
| 12:13:00 | | 7 | 5.731 | 0.4% |
| 12:14:00 | | 1 | 0.99 | 0.1% |
| 12:15:00 | | 1 | 0.961 | 0.1% |
| 12:16:00 | | 2 | 1.842 | 0.1% |
| 12:17:00 | | 3 | 1.977 | 0.1% |
| 12:18:00 | | 6 | 6.941 | 0.5% |
| 12:19:00 | | 1 | 0.623 | 0.0% |
| 12:20:00 | | 2 | 2.403 | 0.2% |
| 12:21:00 | | 4 | 4.229 | 0.3% |
| 12:22:00 | | 2 | 1.872 | 0.1% |
| 12:23:00 | | 2 | 1.563 | 0.1% |
| 12:24:00 | | 3 | 3.913 | 0.3% |
| 12:25:00 | | 6 | 5.516 | 0.4% |
| 12:26:00 | | 1 | 0.534 | 0.0% |
| 12:27:00 | | 3 | 3.272 | 0.2% |
| 12:28:00 | | 3 | 3.747 | 0.2% |
| 12:29:00 | | 1 | 0.742 | 0.0% |

File database_kyr (cont.)

#12 time_st: Time of starting interview (cont.)

| Value (cont.) | Label | Cases | Weighted | Percentage (weighted) |
|---------------|-------|-------|----------|-----------------------|
| 12:30:00 | | 4 | 2.66 | 0.2% |
| 12:31:00 | | 1 | 0.753 | 0.1% |
| 12:32:00 | | 4 | 3.551 | 0.2% |
| 12:33:00 | | 1 | 1.113 | 0.1% |
| 12:34:00 | | 3 | 2.528 | 0.2% |
| 12:35:00 | | 3 | 3.844 | 0.3% |
| 12:36:00 | | 6 | 5.166 | 0.3% |
| 12:37:00 | | 2 | 1.851 | 0.1% |
| 12:38:00 | | 1 | 0.825 | 0.1% |
| 12:39:00 | | 2 | 1.334 | 0.1% |
| 12:40:00 | | 1 | 1.447 | 0.1% |
| 12:41:00 | | 1 | 0.92 | 0.1% |
| 12:42:00 | | 1 | 0.481 | 0.0% |
| 12:43:00 | | 6 | 4.685 | 0.3% |
| 12:44:00 | | 1 | 0.516 | 0.0% |
| 12:45:00 | | 2 | 1.428 | 0.1% |
| 12:46:00 | | 3 | 2.751 | 0.2% |
| 12:47:00 | | 2 | 2.318 | 0.2% |
| 12:48:00 | | 6 | 5.182 | 0.3% |
| 12:49:00 | | 1 | 0.289 | 0.0% |
| 12:51:00 | | 2 | 1.92 | 0.1% |
| 12:53:00 | | 1 | 1.122 | 0.1% |
| 12:54:00 | | 1 | 1.063 | 0.1% |
| 12:55:00 | | 3 | 3.388 | 0.2% |
| 12:56:00 | | 1 | 0.628 | 0.0% |
| 12:57:00 | | 1 | 1.077 | 0.1% |
| 12:59:00 | | 2 | 2.516 | 0.2% |
| 13:01:00 | | 1 | 1.133 | 0.1% |
| 13:02:00 | | 2 | 2.879 | 0.2% |
| 13:03:00 | | 2 | 2.125 | 0.1% |
| 13:04:00 | | 1 | 0.593 | 0.0% |
| 13:05:00 | | 3 | 3.013 | 0.2% |
| 13:06:00 | | 3 | 2.626 | 0.2% |
| 13:07:00 | | 1 | 0.502 | 0.0% |
| 13:08:00 | | 1 | 1.6 | 0.1% |
| 13:09:00 | | 2 | 2.342 | 0.2% |
| 13:10:00 | | 3 | 3.511 | 0.2% |
| 13:11:00 | | 1 | 0.55 | 0.0% |
| 13:12:00 | | 2 | 3.247 | 0.2% |
| 13:14:00 | | 2 | 2.101 | 0.1% |
| 13:15:00 | | 2 | 1.332 | 0.1% |
| 13:16:00 | | 1 | 2.266 | 0.2% |
| 13:17:00 | | 3 | 2.563 | 0.2% |
| 13:18:00 | | 3 | 2.453 | 0.2% |

File database_kyr (cont.)

#12 time_st: Time of starting interview (cont.)

| Value (cont.) | Label | Cases | Weighted | Percentage (weighted) |
|---------------|-------|-------|----------|-----------------------|
| 13:21:00 | | 2 | 2.217 | 0.1% |
| 13:22:00 | | 2 | 1.987 | 0.1% |
| 13:25:00 | | 1 | 1.017 | 0.1% |
| 13:26:00 | | 3 | 3.145 | 0.2% |
| 13:27:00 | | 2 | 1.832 | 0.1% |
| 13:28:00 | | 1 | 1.552 | 0.1% |
| 13:29:00 | | 1 | 0.623 | 0.0% |
| 13:30:00 | | 4 | 2.765 | 0.2% |
| 13:31:00 | | 3 | 3.281 | 0.2% |
| 13:32:00 | | 1 | 1.905 | 0.1% |
| 13:33:00 | | 2 | 2.78 | 0.2% |
| 13:34:00 | | 1 | 0.99 | 0.1% |
| 13:35:00 | | 6 | 6.163 | 0.4% |
| 13:36:00 | | 4 | 3.661 | 0.2% |
| 13:37:00 | | 2 | 1.586 | 0.1% |
| 13:38:00 | | 3 | 1.497 | 0.1% |
| 13:40:00 | | 1 | 1.297 | 0.1% |
| 13:41:00 | | 3 | 3.191 | 0.2% |
| 13:42:00 | | 4 | 2.69 | 0.2% |
| 13:43:00 | | 2 | 1.605 | 0.1% |
| 13:45:00 | | 2 | 3.739 | 0.2% |
| 13:46:00 | | 3 | 4.548 | 0.3% |
| 13:49:00 | | 2 | 1.3 | 0.1% |
| 13:50:00 | | 5 | 3.957 | 0.3% |
| 13:51:00 | | 2 | 2.484 | 0.2% |
| 13:52:00 | | 3 | 2.661 | 0.2% |
| 13:54:00 | | 1 | 0.66 | 0.0% |
| 13:55:00 | | 3 | 4.446 | 0.3% |
| 13:56:00 | | 3 | 4.231 | 0.3% |
| 13:57:00 | | 3 | 3.018 | 0.2% |
| 13:58:00 | | 1 | 1.019 | 0.1% |
| 13:59:00 | | 4 | 4.417 | 0.3% |
| 14:00:00 | | 7 | 5.947 | 0.4% |
| 14:01:00 | | 1 | 0.969 | 0.1% |
| 14:03:00 | | 1 | 0.835 | 0.1% |
| 14:05:00 | | 5 | 6.787 | 0.5% |
| 14:06:00 | | 2 | 1.758 | 0.1% |
| 14:07:00 | | 5 | 3.442 | 0.2% |
| 14:08:00 | | 1 | 1.077 | 0.1% |
| 14:09:00 | | 2 | 1.836 | 0.1% |
| 14:10:00 | | 5 | 4.184 | 0.3% |
| 14:11:00 | | 1 | 1.063 | 0.1% |
| 14:12:00 | | 3 | 2.132 | 0.1% |
| 14:13:00 | | 2 | 1.223 | 0.1% |

File database_kyr (cont.)

#12 time_st: Time of starting interview (cont.)

| Value (cont.) | Label | Cases | Weighted | Percentage (weighted) |
|---------------|-------|-------|----------|-----------------------|
| 14:15:00 | | 3 | 2.669 | 0.2% |
| 14:16:00 | | 1 | 0.886 | 0.1% |
| 14:17:00 | | 2 | 2.245 | 0.1% |
| 14:18:00 | | 1 | 0.825 | 0.1% |
| 14:19:00 | | 1 | 0.8 | 0.1% |
| 14:20:00 | | 3 | 2.614 | 0.2% |
| 14:21:00 | | 4 | 4.049 | 0.3% |
| 14:22:00 | | 1 | 0.649 | 0.0% |
| 14:25:00 | | 2 | 1.574 | 0.1% |
| 14:26:00 | | 2 | 1.542 | 0.1% |
| 14:27:00 | | 1 | 1.004 | 0.1% |
| 14:29:00 | | 2 | 1.701 | 0.1% |
| 14:30:00 | | 2 | 2.09 | 0.1% |
| 14:31:00 | | 1 | 0.668 | 0.0% |
| 14:32:00 | | 2 | 1.99 | 0.1% |
| 14:34:00 | | 2 | 1.575 | 0.1% |
| 14:35:00 | | 3 | 2.823 | 0.2% |
| 14:36:00 | | 2 | 3.886 | 0.3% |
| 14:37:00 | | 1 | 1.535 | 0.1% |
| 14:38:00 | | 2 | 1.593 | 0.1% |
| 14:40:00 | | 1 | 0.948 | 0.1% |
| 14:41:00 | | 1 | 0.963 | 0.1% |
| 14:42:00 | | 3 | 2.81 | 0.2% |
| 14:43:00 | | 5 | 6.628 | 0.4% |
| 14:45:00 | | 8 | 7.407 | 0.5% |
| 14:46:00 | | 4 | 4.511 | 0.3% |
| 14:47:00 | | 5 | 4.645 | 0.3% |
| 14:48:00 | | 7 | 5.396 | 0.4% |
| 14:49:00 | | 3 | 3.714 | 0.2% |
| 14:50:00 | | 4 | 2.818 | 0.2% |
| 14:51:00 | | 4 | 5.438 | 0.4% |
| 14:53:00 | | 3 | 3.14 | 0.2% |
| 14:55:00 | | 3 | 2.445 | 0.2% |
| 14:56:00 | | 2 | 2.117 | 0.1% |
| 14:57:00 | | 1 | 0.614 | 0.0% |
| 14:58:00 | | 3 | 4.415 | 0.3% |
| 14:59:00 | | 1 | 0.886 | 0.1% |
| 15:00:00 | | 7 | 9.379 | 0.6% |
| 15:01:00 | | 3 | 2.838 | 0.2% |
| 15:02:00 | | 3 | 3.949 | 0.3% |
| 15:03:00 | | 3 | 3.808 | 0.3% |
| 15:06:00 | | 2 | 2.014 | 0.1% |
| 15:07:00 | | 5 | 5.493 | 0.4% |
| 15:08:00 | | 1 | 0.718 | 0.0% |

File database_kyr (cont.)

#12 time_st: Time of starting interview (cont.)

| Value (cont.) | Label | Cases | Weighted | Percentage (weighted) |
|---------------|-------|-------|----------|-----------------------|
| 15:09:00 | | 3 | 2.203 | 0.1% |
| 15:10:00 | | 4 | 4.042 | 0.3% |
| 15:12:00 | | 10 | 9.036 | 0.6% |
| 15:14:00 | | 1 | 1.341 | 0.1% |
| 15:15:00 | | 1 | 0.973 | 0.1% |
| 15:16:00 | | 5 | 5.052 | 0.3% |
| 15:17:00 | | 2 | 1.371 | 0.1% |
| 15:18:00 | | 1 | 1.877 | 0.1% |
| 15:19:00 | | 1 | 0.745 | 0.0% |
| 15:20:00 | | 2 | 1.749 | 0.1% |
| 15:21:00 | | 3 | 3.159 | 0.2% |
| 15:22:00 | | 3 | 2.458 | 0.2% |
| 15:23:00 | | 2 | 3.402 | 0.2% |
| 15:24:00 | | 2 | 0.965 | 0.1% |
| 15:25:00 | | 4 | 3.965 | 0.3% |
| 15:26:00 | | 1 | 2.833 | 0.2% |
| 15:27:00 | | 4 | 6.609 | 0.4% |
| 15:29:00 | | 3 | 3.277 | 0.2% |
| 15:30:00 | | 2 | 2.486 | 0.2% |
| 15:31:00 | | 2 | 1.268 | 0.1% |
| 15:32:00 | | 2 | 1.934 | 0.1% |
| 15:33:00 | | 2 | 1.265 | 0.1% |
| 15:34:00 | | 2 | 2.722 | 0.2% |
| 15:35:00 | | 4 | 2.723 | 0.2% |
| 15:36:00 | | 5 | 6.027 | 0.4% |
| 15:37:00 | | 2 | 2.775 | 0.2% |
| 15:38:00 | | 1 | 0.718 | 0.0% |
| 15:39:00 | | 1 | 1.227 | 0.1% |
| 15:40:00 | | 2 | 1.546 | 0.1% |
| 15:41:00 | | 1 | 0.26 | 0.0% |
| 15:43:00 | | 2 | 2.037 | 0.1% |
| 15:44:00 | | 1 | 0.668 | 0.0% |
| 15:46:00 | | 2 | 2.136 | 0.1% |
| 15:47:00 | | 1 | 2.833 | 0.2% |
| 15:48:00 | | 1 | 1.255 | 0.1% |
| 15:49:00 | | 2 | 1.827 | 0.1% |
| 15:50:00 | | 3 | 2.258 | 0.2% |
| 15:51:00 | | 2 | 1.275 | 0.1% |
| 15:52:00 | | 3 | 2.508 | 0.2% |
| 15:53:00 | | 1 | 1.494 | 0.1% |
| 15:56:00 | | 3 | 3.452 | 0.2% |
| 15:57:00 | | 2 | 1.39 | 0.1% |
| 15:58:00 | | 1 | 0.999 | 0.1% |
| 15:59:00 | | 2 | 1.754 | 0.1% |

File database_kyr (cont.)

#12 time_st: Time of starting interview (cont.)

| Value (cont.) | Label | Cases | Weighted | Percentage (weighted) |
|---------------|-------|-------|----------|-----------------------|
| 16:00:00 | | 4 | 4.178 | 0.3% |
| 16:01:00 | | 1 | 0.655 | 0.0% |
| 16:02:00 | | 1 | 1.181 | 0.1% |
| 16:03:00 | | 8 | 5.619 | 0.4% |
| 16:05:00 | | 1 | 1.246 | 0.1% |
| 16:06:00 | | 3 | 3.225 | 0.2% |
| 16:07:00 | | 5 | 3.557 | 0.2% |
| 16:09:00 | | 1 | 0.55 | 0.0% |
| 16:10:00 | | 4 | 6.685 | 0.4% |
| 16:11:00 | | 2 | 1.683 | 0.1% |
| 16:12:00 | | 7 | 5.613 | 0.4% |
| 16:13:00 | | 2 | 1.497 | 0.1% |
| 16:15:00 | | 6 | 5.666 | 0.4% |
| 16:17:00 | | 4 | 4.203 | 0.3% |
| 16:18:00 | | 2 | 2.219 | 0.1% |
| 16:20:00 | | 5 | 5.448 | 0.4% |
| 16:21:00 | | 3 | 2.172 | 0.1% |
| 16:22:00 | | 3 | 2.879 | 0.2% |
| 16:23:00 | | 2 | 1.929 | 0.1% |
| 16:25:00 | | 2 | 2.345 | 0.2% |
| 16:26:00 | | 2 | 1.549 | 0.1% |
| 16:27:00 | | 4 | 3.53 | 0.2% |
| 16:29:00 | | 2 | 1.815 | 0.1% |
| 16:30:00 | | 2 | 1.882 | 0.1% |
| 16:31:00 | | 3 | 3.26 | 0.2% |
| 16:32:00 | | 1 | 1.669 | 0.1% |
| 16:33:00 | | 2 | 2.654 | 0.2% |
| 16:34:00 | | 3 | 2.258 | 0.2% |
| 16:35:00 | | 1 | 0.8 | 0.1% |
| 16:36:00 | | 2 | 2.061 | 0.1% |
| 16:38:00 | | 2 | 2.826 | 0.2% |
| 16:40:00 | | 5 | 5.835 | 0.4% |
| 16:41:00 | | 1 | 0.521 | 0.0% |
| 16:43:00 | | 2 | 1.34 | 0.1% |
| 16:45:00 | | 5 | 6.334 | 0.4% |
| 16:47:00 | | 3 | 2.314 | 0.2% |
| 16:48:00 | | 3 | 2.08 | 0.1% |
| 16:49:00 | | 2 | 1.714 | 0.1% |
| 16:50:00 | | 3 | 2.462 | 0.2% |
| 16:51:00 | | 4 | 3.048 | 0.2% |
| 16:52:00 | | 4 | 3.745 | 0.2% |
| 16:53:00 | | 9 | 6.099 | 0.4% |
| 16:55:00 | | 3 | 2.686 | 0.2% |
| 16:56:00 | | 1 | 0.969 | 0.1% |

File database_kyr (cont.)

#12 time_st: Time of starting interview (cont.)

| Value (cont.) | Label | Cases | Weighted | Percentage (weighted) |
|---------------|-------|-------|----------|-----------------------|
| 16:57:00 | | 5 | 4.448 | 0.3% |
| 16:58:00 | | 1 | 0.973 | 0.1% |
| 16:59:00 | | 5 | 5.413 | 0.4% |
| 17:00:00 | | 4 | 4.725 | 0.3% |
| 17:01:00 | | 2 | 2.445 | 0.2% |
| 17:02:00 | | 1 | 0.649 | 0.0% |
| 17:03:00 | | 7 | 5.392 | 0.4% |
| 17:04:00 | | 2 | 2.009 | 0.1% |
| 17:05:00 | | 2 | 3.634 | 0.2% |
| 17:06:00 | | 3 | 3.322 | 0.2% |
| 17:07:00 | | 3 | 2.871 | 0.2% |
| 17:08:00 | | 1 | 0.577 | 0.0% |
| 17:09:00 | | 3 | 3.738 | 0.2% |
| 17:10:00 | | 3 | 3.162 | 0.2% |
| 17:11:00 | | 2 | 3.553 | 0.2% |
| 17:12:00 | | 3 | 2.678 | 0.2% |
| 17:13:00 | | 2 | 1.496 | 0.1% |
| 17:14:00 | | 3 | 4.889 | 0.3% |
| 17:15:00 | | 2 | 0.655 | 0.0% |
| 17:16:00 | | 4 | 5.455 | 0.4% |
| 17:17:00 | | 2 | 2.062 | 0.1% |
| 17:18:00 | | 2 | 1.242 | 0.1% |
| 17:19:00 | | 1 | 0.628 | 0.0% |
| 17:20:00 | | 5 | 6.039 | 0.4% |
| 17:22:00 | | 2 | 1.789 | 0.1% |
| 17:23:00 | | 1 | 1.552 | 0.1% |
| 17:25:00 | | 3 | 2.934 | 0.2% |
| 17:26:00 | | 1 | 1.435 | 0.1% |
| 17:27:00 | | 2 | 2.074 | 0.1% |
| 17:28:00 | | 2 | 1.527 | 0.1% |
| 17:30:00 | | 1 | 1.757 | 0.1% |
| 17:31:00 | | 5 | 4.569 | 0.3% |
| 17:33:00 | | 2 | 3.417 | 0.2% |
| 17:34:00 | | 1 | 0.628 | 0.0% |
| 17:36:00 | | 3 | 2.756 | 0.2% |
| 17:37:00 | | 3 | 4.309 | 0.3% |
| 17:38:00 | | 2 | 1.1 | 0.1% |
| 17:39:00 | | 4 | 4.453 | 0.3% |
| 17:40:00 | | 3 | 2.15 | 0.1% |
| 17:41:00 | | 1 | 2.241 | 0.1% |
| 17:43:00 | | 5 | 4.093 | 0.3% |
| 17:45:00 | | 6 | 5.423 | 0.4% |
| 17:47:00 | | 2 | 2.256 | 0.2% |
| 17:48:00 | | 3 | 2.368 | 0.2% |

File database_kyr (cont.)

#12 time_st: Time of starting interview (cont.)

| Value (cont.) | Label | Cases | Weighted | Percentage (weighted) |
|---------------|-------|-------|----------|-----------------------|
| 17:49:00 | | 4 | 4.405 | 0.3% |
| 17:50:00 | | 1 | 0.674 | 0.0% |
| 17:51:00 | | 4 | 3.773 | 0.3% |
| 17:54:00 | | 1 | 0.722 | 0.0% |
| 17:56:00 | | 1 | 1.002 | 0.1% |
| 17:57:00 | | 1 | 1.335 | 0.1% |
| 17:59:00 | | 1 | 0.337 | 0.0% |
| 18:01:00 | | 4 | 3.308 | 0.2% |
| 18:02:00 | | 2 | 1.299 | 0.1% |
| 18:03:00 | | 4 | 3.488 | 0.2% |
| 18:05:00 | | 3 | 2.861 | 0.2% |
| 18:06:00 | | 1 | 0.941 | 0.1% |
| 18:07:00 | | 2 | 2.444 | 0.2% |
| 18:08:00 | | 2 | 2.253 | 0.2% |
| 18:09:00 | | 1 | 1.905 | 0.1% |
| 18:10:00 | | 1 | 1.085 | 0.1% |
| 18:11:00 | | 4 | 3.043 | 0.2% |
| 18:12:00 | | 3 | 2.296 | 0.2% |
| 18:13:00 | | 1 | 0.762 | 0.1% |
| 18:15:00 | | 4 | 3.951 | 0.3% |
| 18:16:00 | | 3 | 2.589 | 0.2% |
| 18:18:00 | | 1 | 0.804 | 0.1% |
| 18:19:00 | | 6 | 4.823 | 0.3% |
| 18:20:00 | | 1 | 0.745 | 0.0% |
| 18:21:00 | | 3 | 4.705 | 0.3% |
| 18:22:00 | | 1 | 0.516 | 0.0% |
| 18:26:00 | | 2 | 2.436 | 0.2% |
| 18:27:00 | | 2 | 1.938 | 0.1% |
| 18:29:00 | | 1 | 0.533 | 0.0% |
| 18:30:00 | | 2 | 1.478 | 0.1% |
| 18:31:00 | | 1 | 1.861 | 0.1% |
| 18:32:00 | | 2 | 1.621 | 0.1% |
| 18:34:00 | | 2 | 1.699 | 0.1% |
| 18:35:00 | | 1 | 0.296 | 0.0% |
| 18:36:00 | | 1 | 0.799 | 0.1% |
| 18:37:00 | | 1 | 1.809 | 0.1% |
| 18:39:00 | | 3 | 3.43 | 0.2% |
| 18:40:00 | | 1 | 0.8 | 0.1% |
| 18:41:00 | | 3 | 2.151 | 0.1% |
| 18:42:00 | | 1 | 2 | 0.1% |
| 18:43:00 | | 1 | 1.771 | 0.1% |
| 18:45:00 | | 1 | 0.339 | 0.0% |
| 18:46:00 | | 2 | 2.422 | 0.2% |
| 18:49:00 | | 1 | 0.527 | 0.0% |











File database_kyr (cont.)

#12 time_st: Time of starting interview (cont.)




























| Value (cont.) | Label | Cases | Weighted | Percentage (weighted) |
|---------------|-------|-------|----------|-----------------------|
| 18:51:00 | | 3 | 3.216 | 0.2% |
| 18:54:00 | | 2 | 2.608 | 0.2% |
| 18:55:00 | | 3 | 3.285 | 0.2% |
| 18:57:00 | | 1 | 0.359 | 0.0% |
| 18:58:00 | | 1 | 0.749 | 0.0% |
| 18:59:00 | | 2 | 2.01 | 0.1% |
| 19:01:00 | | 1 | 0.534 | 0.0% |
| 19:02:00 | | 1 | 1.361 | 0.1% |
| 19:03:00 | | 2 | 2.062 | 0.1% |
| 19:04:00 | | 2 | 2.228 | 0.1% |
| 19:05:00 | | 4 | 2.722 | 0.2% |
| 19:07:00 | | 4 | 4.32 | 0.3% |
| 19:08:00 | | 2 | 2.771 | 0.2% |
| 19:09:00 | | 1 | 1.063 | 0.1% |
| 19:10:00 | | 5 | 4.159 | 0.3% |
| 19:11:00 | | 2 | 3.402 | 0.2% |
| 19:12:00 | | 7 | 6.658 | 0.4% |
| 19:15:00 | | 1 | 1.139 | 0.1% |
| 19:16:00 | | 2 | 0.871 | 0.1% |
| 19:17:00 | | 4 | 4.846 | 0.3% |
| 19:18:00 | | 4 | 2.908 | 0.2% |
| 19:19:00 | | 1 | 0.674 | 0.0% |
| 19:23:00 | | 3 | 2.759 | 0.2% |
| 19:24:00 | | 1 | 0.668 | 0.0% |
| 19:27:00 | | 2 | 1.72 | 0.1% |
| 19:29:00 | | 1 | 1.181 | 0.1% |
| 19:31:00 | | 1 | 1.226 | 0.1% |
| 19:33:00 | | 1 | 1.143 | 0.1% |
| 19:36:00 | | 2 | 3.083 | 0.2% |
| 19:41:00 | | 1 | 1.571 | 0.1% |
| 19:42:00 | | 2 | 2.173 | 0.1% |
| 19:43:00 | | 3 | 3.055 | 0.2% |
| 19:44:00 | | 1 | 0.55 | 0.0% |
| 19:49:00 | | 1 | 2.455 | 0.2% |
| 19:51:00 | | 2 | 2.58 | 0.2% |
| 20:00:00 | | 1 | 0.747 | 0.0% |
| 20:03:00 | | 2 | 2.502 | 0.2% |
| 20:07:00 | | 1 | 1.905 | 0.1% |
| 20:18:00 | | 1 | 0.409 | 0.0% |
| 20:21:00 | | 2 | 1.552 | 0.1% |
| 20:23:00 | | 1 | 1.117 | 0.1% |
| 20:24:00 | | 1 | 1.489 | 0.1% |
| 20:35:00 | | 1 | 1.133 | 0.1% |
| 20:40:00 | | 1 | 0.952 | 0.1% |

File database_kyr (cont.)

#12 time_st: Time of starting interview (cont.)

| Value (cont.) | Label | Cases | Weighted | Percentage (weighted) |
|---------------|-------|-------|----------|--|
| 20:51:00 | | 3 | 2.603 |  0.2% |
| 21:00:00 | | 1 | 1.856 |  0.1% |
| 21:02:00 | | 1 | 0.747 |  0.0% |
| 21:05:00 | | 1 | 0.817 |  0.1% |
| 21:09:00 | | 1 | 0.371 |  0.0% |
| 21:18:00 | | 1 | 1.121 |  0.1% |
| 21:43:00 | | 1 | 0.817 |  0.1% |
| 21:54:00 | | 1 | 1.634 |  0.1% |
| 22:08:00 | | 1 | 1.226 |  0.1% |
| 22:39:00 | | 1 | 0.817 |  0.1% |

#13 time_end: Time of ending interview

| Information | | [type=discrete] [format=character] [valid=1500] [valid(weighted)=1500] | | |
|-------------|-------|--|----------|--|
| Security | | Public | | |
| Value | Label | Cases | Weighted | Percentage (weighted) |
| 08:47:00 | | 1 | 0.767 |  0.1% |
| 08:50:00 | | 1 | 0.762 |  0.1% |
| 08:55:00 | | 1 | 1.918 |  0.1% |
| 08:58:00 | | 1 | 0.762 |  0.1% |
| 09:00:00 | | 2 | 2.549 |  0.2% |
| 09:02:00 | | 2 | 2.973 |  0.2% |
| 09:04:00 | | 1 | 0.718 |  0.0% |
| 09:05:00 | | 1 | 1.602 |  0.1% |
| 09:10:00 | | 3 | 4.392 |  0.3% |
| 09:12:00 | | 1 | 1.524 |  0.1% |
| 09:15:00 | | 3 | 4.334 |  0.3% |
| 09:18:00 | | 1 | 0.384 |  0.0% |
| 09:20:00 | | 1 | 1.139 |  0.1% |
| 09:21:00 | | 1 | 1.435 |  0.1% |
| 09:25:00 | | 1 | 1.552 |  0.1% |
| 09:27:00 | | 1 | 0.379 |  0.0% |
| 09:28:00 | | 2 | 2.781 |  0.2% |
| 09:29:00 | | 1 | 0.674 |  0.0% |
| 09:31:00 | | 1 | 0.395 |  0.0% |
| 09:32:00 | | 1 | 1.694 |  0.1% |
| 09:34:00 | | 1 | 0.749 |  0.0% |
| 09:35:00 | | 2 | 2.403 |  0.2% |
| 09:36:00 | | 5 | 4.769 |  0.3% |
| 09:37:00 | | 5 | 3.048 |  0.2% |
| 09:38:00 | | 1 | 0.999 |  0.1% |
| 09:39:00 | | 1 | 1.312 |  0.1% |
| 09:41:00 | | 3 | 3.593 |  0.2% |

File database_kyr (cont.)

#13 time_end: Time of ending interview (cont.)

| Value (cont.) | Label | Cases | Weighted | Percentage (weighted) |
|---------------|-------|-------|----------|-----------------------|
| 09:43:00 | | 5 | 3.816 | 0.3% |
| 09:44:00 | | 3 | 3.142 | 0.2% |
| 09:45:00 | | 6 | 5.839 | 0.4% |
| 09:46:00 | | 4 | 5.33 | 0.4% |
| 09:47:00 | | 1 | 1.113 | 0.1% |
| 09:49:00 | | 1 | 0.921 | 0.1% |
| 09:50:00 | | 1 | 0.759 | 0.1% |
| 09:51:00 | | 2 | 1.177 | 0.1% |
| 09:55:00 | | 4 | 4.928 | 0.3% |
| 09:56:00 | | 1 | 1.517 | 0.1% |
| 09:57:00 | | 3 | 2.091 | 0.1% |
| 09:58:00 | | 5 | 7.944 | 0.5% |
| 09:59:00 | | 1 | 0.762 | 0.1% |
| 10:00:00 | | 2 | 2.041 | 0.1% |
| 10:01:00 | | 4 | 3.063 | 0.2% |
| 10:02:00 | | 1 | 1.269 | 0.1% |
| 10:03:00 | | 4 | 3.385 | 0.2% |
| 10:05:00 | | 2 | 1.96 | 0.1% |
| 10:06:00 | | 1 | 1.899 | 0.1% |
| 10:08:00 | | 1 | 1.255 | 0.1% |
| 10:09:00 | | 2 | 1.984 | 0.1% |
| 10:10:00 | | 2 | 1.74 | 0.1% |
| 10:11:00 | | 1 | 1.809 | 0.1% |
| 10:13:00 | | 4 | 6.906 | 0.5% |
| 10:15:00 | | 5 | 5.219 | 0.3% |
| 10:16:00 | | 1 | 0.84 | 0.1% |
| 10:17:00 | | 1 | 0.516 | 0.0% |
| 10:18:00 | | 1 | 1.185 | 0.1% |
| 10:20:00 | | 5 | 5.506 | 0.4% |
| 10:22:00 | | 2 | 2.55 | 0.2% |
| 10:23:00 | | 2 | 2.468 | 0.2% |
| 10:25:00 | | 4 | 5.192 | 0.3% |
| 10:27:00 | | 3 | 1.959 | 0.1% |
| 10:28:00 | | 4 | 5.19 | 0.3% |
| 10:29:00 | | 4 | 4.623 | 0.3% |
| 10:30:00 | | 3 | 2.862 | 0.2% |
| 10:31:00 | | 2 | 3.376 | 0.2% |
| 10:34:00 | | 2 | 1.88 | 0.1% |
| 10:35:00 | | 7 | 6.437 | 0.4% |
| 10:36:00 | | 5 | 5.135 | 0.3% |
| 10:37:00 | | 3 | 2.115 | 0.1% |
| 10:39:00 | | 4 | 3.423 | 0.2% |
| 10:40:00 | | 4 | 2.51 | 0.2% |
| 10:41:00 | | 2 | 2.188 | 0.1% |

File database_kyr (cont.)

#13 time_end: Time of ending interview (cont.)

| Value (cont.) | Label | Cases | Weighted | Percentage (weighted) |
|---------------|-------|-------|----------|-----------------------|
| 10:42:00 | | 9 | 7.124 | 0.5% |
| 10:43:00 | | 6 | 5.246 | 0.3% |
| 10:45:00 | | 3 | 1.936 | 0.1% |
| 10:47:00 | | 2 | 2.191 | 0.1% |
| 10:48:00 | | 1 | 0.99 | 0.1% |
| 10:49:00 | | 1 | 1.042 | 0.1% |
| 10:50:00 | | 3 | 2.869 | 0.2% |
| 10:51:00 | | 3 | 3.866 | 0.3% |
| 10:53:00 | | 2 | 1.296 | 0.1% |
| 10:56:00 | | 3 | 2.021 | 0.1% |
| 10:57:00 | | 1 | 0.602 | 0.0% |
| 10:58:00 | | 3 | 2.86 | 0.2% |
| 10:59:00 | | 5 | 4.478 | 0.3% |
| 11:00:00 | | 9 | 8.995 | 0.6% |
| 11:02:00 | | 1 | 0.593 | 0.0% |
| 11:04:00 | | 2 | 2.149 | 0.1% |
| 11:05:00 | | 4 | 2.593 | 0.2% |
| 11:06:00 | | 1 | 0.817 | 0.1% |
| 11:07:00 | | 2 | 2.661 | 0.2% |
| 11:08:00 | | 2 | 2.592 | 0.2% |
| 11:09:00 | | 1 | 1.226 | 0.1% |
| 11:10:00 | | 3 | 2.134 | 0.1% |
| 11:11:00 | | 2 | 2.838 | 0.2% |
| 11:12:00 | | 3 | 3.076 | 0.2% |
| 11:13:00 | | 1 | 0.266 | 0.0% |
| 11:14:00 | | 1 | 1.335 | 0.1% |
| 11:15:00 | | 2 | 2.36 | 0.2% |
| 11:17:00 | | 1 | 1.028 | 0.1% |
| 11:18:00 | | 1 | 1.771 | 0.1% |
| 11:19:00 | | 1 | 0.817 | 0.1% |
| 11:20:00 | | 5 | 6.178 | 0.4% |
| 11:21:00 | | 2 | 1.236 | 0.1% |
| 11:22:00 | | 1 | 0.533 | 0.0% |
| 11:23:00 | | 4 | 3.876 | 0.3% |
| 11:24:00 | | 1 | 0.841 | 0.1% |
| 11:26:00 | | 1 | 1.2 | 0.1% |
| 11:27:00 | | 13 | 12.608 | 0.8% |
| 11:28:00 | | 2 | 2.852 | 0.2% |
| 11:29:00 | | 6 | 7.876 | 0.5% |
| 11:30:00 | | 2 | 1.238 | 0.1% |
| 11:31:00 | | 2 | 1.469 | 0.1% |
| 11:32:00 | | 1 | 0.787 | 0.1% |
| 11:33:00 | | 2 | 2.155 | 0.1% |
| 11:34:00 | | 7 | 5.95 | 0.4% |

File database_kyr (cont.)

#13 time_end: Time of ending interview (cont.)

| Value (cont.) | Label | Cases | Weighted | Percentage (weighted) |
|---------------|-------|-------|----------|-----------------------|
| 11:35:00 | | 6 | 6.358 | 0.4% |
| 11:36:00 | | 8 | 9.724 | 0.6% |
| 11:37:00 | | 3 | 2.894 | 0.2% |
| 11:38:00 | | 3 | 4.201 | 0.3% |
| 11:39:00 | | 3 | 4.464 | 0.3% |
| 11:40:00 | | 3 | 3.068 | 0.2% |
| 11:41:00 | | 5 | 4.949 | 0.3% |
| 11:42:00 | | 4 | 3.981 | 0.3% |
| 11:43:00 | | 13 | 12.078 | 0.8% |
| 11:45:00 | | 3 | 1.729 | 0.1% |
| 11:46:00 | | 1 | 0.258 | 0.0% |
| 11:47:00 | | 3 | 3.858 | 0.3% |
| 11:48:00 | | 4 | 3.009 | 0.2% |
| 11:49:00 | | 2 | 1.74 | 0.1% |
| 11:51:00 | | 2 | 2.165 | 0.1% |
| 11:52:00 | | 1 | 1.836 | 0.1% |
| 11:53:00 | | 3 | 4.079 | 0.3% |
| 11:54:00 | | 2 | 1.836 | 0.1% |
| 11:55:00 | | 2 | 2.531 | 0.2% |
| 11:56:00 | | 3 | 2.307 | 0.2% |
| 11:57:00 | | 2 | 2.861 | 0.2% |
| 11:58:00 | | 2 | 2.445 | 0.2% |
| 11:59:00 | | 5 | 4.793 | 0.3% |
| 12:00:00 | | 8 | 7.468 | 0.5% |
| 12:01:00 | | 1 | 0.649 | 0.0% |
| 12:03:00 | | 1 | 0.722 | 0.0% |
| 12:05:00 | | 4 | 3.391 | 0.2% |
| 12:06:00 | | 5 | 5.803 | 0.4% |
| 12:07:00 | | 3 | 3.482 | 0.2% |
| 12:09:00 | | 2 | 2.618 | 0.2% |
| 12:10:00 | | 3 | 4.221 | 0.3% |
| 12:12:00 | | 1 | 0.941 | 0.1% |
| 12:13:00 | | 3 | 4.521 | 0.3% |
| 12:14:00 | | 1 | 0.516 | 0.0% |
| 12:15:00 | | 8 | 9.594 | 0.6% |
| 12:16:00 | | 1 | 0.745 | 0.0% |
| 12:17:00 | | 2 | 2.838 | 0.2% |
| 12:18:00 | | 2 | 1.662 | 0.1% |
| 12:19:00 | | 1 | 1.228 | 0.1% |
| 12:20:00 | | 2 | 1.757 | 0.1% |
| 12:21:00 | | 1 | 1.227 | 0.1% |
| 12:22:00 | | 2 | 1.61 | 0.1% |
| 12:23:00 | | 2 | 2.244 | 0.1% |
| 12:24:00 | | 1 | 0.668 | 0.0% |

File database_kyr (cont.)

#13 time_end: Time of ending interview (cont.)

| Value (cont.) | Label | Cases | Weighted | Percentage (weighted) |
|---------------|-------|-------|----------|-----------------------|
| 12:25:00 | | 2 | 1.641 | 0.1% |
| 12:26:00 | | 1 | 1.113 | 0.1% |
| 12:28:00 | | 1 | 0.635 | 0.0% |
| 12:29:00 | | 2 | 2.153 | 0.1% |
| 12:30:00 | | 2 | 1.3 | 0.1% |
| 12:31:00 | | 3 | 3.474 | 0.2% |
| 12:32:00 | | 1 | 0.593 | 0.0% |
| 12:33:00 | | 2 | 1.377 | 0.1% |
| 12:35:00 | | 4 | 4.887 | 0.3% |
| 12:36:00 | | 3 | 2.523 | 0.2% |
| 12:37:00 | | 1 | 0.84 | 0.1% |
| 12:38:00 | | 2 | 1.377 | 0.1% |
| 12:41:00 | | 3 | 2.561 | 0.2% |
| 12:42:00 | | 3 | 2.011 | 0.1% |
| 12:44:00 | | 1 | 1.435 | 0.1% |
| 12:45:00 | | 2 | 1.067 | 0.1% |
| 12:47:00 | | 5 | 3.893 | 0.3% |
| 12:48:00 | | 1 | 0.545 | 0.0% |
| 12:50:00 | | 3 | 3.679 | 0.2% |
| 12:51:00 | | 3 | 2.111 | 0.1% |
| 12:52:00 | | 1 | 1.649 | 0.1% |
| 12:53:00 | | 2 | 3.032 | 0.2% |
| 12:55:00 | | 4 | 3.014 | 0.2% |
| 12:56:00 | | 2 | 1.449 | 0.1% |
| 12:57:00 | | 4 | 5.478 | 0.4% |
| 12:58:00 | | 3 | 3.101 | 0.2% |
| 12:59:00 | | 1 | 0.799 | 0.1% |
| 13:00:00 | | 7 | 7.008 | 0.5% |
| 13:01:00 | | 2 | 1.809 | 0.1% |
| 13:02:00 | | 3 | 3.066 | 0.2% |
| 13:03:00 | | 3 | 2.06 | 0.1% |
| 13:04:00 | | 3 | 3.714 | 0.2% |
| 13:05:00 | | 5 | 4.199 | 0.3% |
| 13:06:00 | | 1 | 0.99 | 0.1% |
| 13:07:00 | | 1 | 2.266 | 0.2% |
| 13:08:00 | | 3 | 3.602 | 0.2% |
| 13:09:00 | | 3 | 2.958 | 0.2% |
| 13:10:00 | | 1 | 1.019 | 0.1% |
| 13:12:00 | | 3 | 3.047 | 0.2% |
| 13:14:00 | | 1 | 0.79 | 0.1% |
| 13:15:00 | | 3 | 3.474 | 0.2% |
| 13:16:00 | | 1 | 0.649 | 0.0% |
| 13:17:00 | | 3 | 3.322 | 0.2% |
| 13:18:00 | | 5 | 3.878 | 0.3% |

File database_kyr (cont.)

#13 time_end: Time of ending interview (cont.)

| Value (cont.) | Label | Cases | Weighted | Percentage (weighted) |
|---------------|-------|-------|----------|-----------------------|
| 13:20:00 | | 2 | 1.56 | 0.1% |
| 13:21:00 | | 2 | 1.355 | 0.1% |
| 13:23:00 | | 1 | 1.6 | 0.1% |
| 13:24:00 | | 1 | 0.943 | 0.1% |
| 13:25:00 | | 3 | 3.635 | 0.2% |
| 13:26:00 | | 4 | 3.561 | 0.2% |
| 13:27:00 | | 1 | 0.649 | 0.0% |
| 13:28:00 | | 3 | 2.183 | 0.1% |
| 13:29:00 | | 4 | 2.856 | 0.2% |
| 13:30:00 | | 3 | 3.336 | 0.2% |
| 13:31:00 | | 4 | 4.57 | 0.3% |
| 13:32:00 | | 5 | 6.012 | 0.4% |
| 13:33:00 | | 3 | 2.301 | 0.2% |
| 13:34:00 | | 2 | 1.617 | 0.1% |
| 13:35:00 | | 4 | 3.602 | 0.2% |
| 13:36:00 | | 2 | 2.27 | 0.2% |
| 13:37:00 | | 1 | 0.534 | 0.0% |
| 13:38:00 | | 1 | 0.935 | 0.1% |
| 13:39:00 | | 4 | 2.943 | 0.2% |
| 13:40:00 | | 6 | 6.102 | 0.4% |
| 13:41:00 | | 2 | 1.928 | 0.1% |
| 13:42:00 | | 1 | 1.249 | 0.1% |
| 13:43:00 | | 4 | 4.049 | 0.3% |
| 13:45:00 | | 1 | 0.948 | 0.1% |
| 13:46:00 | | 2 | 1.156 | 0.1% |
| 13:47:00 | | 5 | 6.315 | 0.4% |
| 13:48:00 | | 5 | 4.778 | 0.3% |
| 13:49:00 | | 1 | 1.292 | 0.1% |
| 13:50:00 | | 2 | 2.936 | 0.2% |
| 13:51:00 | | 3 | 3.527 | 0.2% |
| 13:53:00 | | 1 | 0.533 | 0.0% |
| 13:54:00 | | 3 | 3.652 | 0.2% |
| 13:55:00 | | 4 | 3.213 | 0.2% |
| 13:56:00 | | 4 | 3.603 | 0.2% |
| 13:57:00 | | 2 | 1.791 | 0.1% |
| 13:58:00 | | 1 | 0.801 | 0.1% |
| 13:59:00 | | 5 | 3.488 | 0.2% |
| 14:00:00 | | 7 | 5.149 | 0.3% |
| 14:01:00 | | 2 | 2.294 | 0.2% |
| 14:02:00 | | 2 | 1.39 | 0.1% |
| 14:03:00 | | 4 | 2.677 | 0.2% |
| 14:06:00 | | 1 | 0.866 | 0.1% |
| 14:07:00 | | 5 | 5.163 | 0.3% |
| 14:08:00 | | 4 | 3.673 | 0.2% |

File database_kyr (cont.)

#13 time_end: Time of ending interview (cont.)

| Value (cont.) | Label | Cases | Weighted | Percentage (weighted) |
|---------------|-------|-------|----------|-----------------------|
| 14:09:00 | | 2 | 1.061 | 0.1% |
| 14:10:00 | | 3 | 3.28 | 0.2% |
| 14:12:00 | | 2 | 2.275 | 0.2% |
| 14:13:00 | | 1 | 1.261 | 0.1% |
| 14:15:00 | | 5 | 4.806 | 0.3% |
| 14:17:00 | | 4 | 4.705 | 0.3% |
| 14:18:00 | | 3 | 1.944 | 0.1% |
| 14:20:00 | | 4 | 3.539 | 0.2% |
| 14:21:00 | | 1 | 0.502 | 0.0% |
| 14:23:00 | | 1 | 1.063 | 0.1% |
| 14:27:00 | | 2 | 2.125 | 0.1% |
| 14:28:00 | | 1 | 1.073 | 0.1% |
| 14:29:00 | | 1 | 1.905 | 0.1% |
| 14:30:00 | | 2 | 1.943 | 0.1% |
| 14:31:00 | | 2 | 2.47 | 0.2% |
| 14:33:00 | | 3 | 4.047 | 0.3% |
| 14:34:00 | | 2 | 2.048 | 0.1% |
| 14:35:00 | | 2 | 2.579 | 0.2% |
| 14:36:00 | | 2 | 1.463 | 0.1% |
| 14:37:00 | | 3 | 2.766 | 0.2% |
| 14:38:00 | | 1 | 1.312 | 0.1% |
| 14:39:00 | | 4 | 3.818 | 0.3% |
| 14:40:00 | | 5 | 5.12 | 0.3% |
| 14:41:00 | | 2 | 2.215 | 0.1% |
| 14:42:00 | | 1 | 0.66 | 0.0% |
| 14:43:00 | | 3 | 2.243 | 0.1% |
| 14:44:00 | | 1 | 0.614 | 0.0% |
| 14:45:00 | | 1 | 1.358 | 0.1% |
| 14:46:00 | | 1 | 0.76 | 0.1% |
| 14:47:00 | | 3 | 2.937 | 0.2% |
| 14:48:00 | | 2 | 1.623 | 0.1% |
| 14:49:00 | | 1 | 1.897 | 0.1% |
| 14:50:00 | | 1 | 1.861 | 0.1% |
| 14:51:00 | | 2 | 1.955 | 0.1% |
| 14:52:00 | | 2 | 2.309 | 0.2% |
| 14:55:00 | | 3 | 2.712 | 0.2% |
| 14:56:00 | | 2 | 1.071 | 0.1% |
| 14:57:00 | | 1 | 0.327 | 0.0% |
| 14:58:00 | | 1 | 0.655 | 0.0% |
| 14:59:00 | | 5 | 6.099 | 0.4% |
| 15:00:00 | | 3 | 2.773 | 0.2% |
| 15:01:00 | | 2 | 2.946 | 0.2% |
| 15:02:00 | | 1 | 0.799 | 0.1% |
| 15:03:00 | | 1 | 2.309 | 0.2% |

File database_kyr (cont.)

#13 time_end: Time of ending interview (cont.)

| Value (cont.) | Label | Cases | Weighted | Percentage (weighted) |
|---------------|-------|-------|----------|-----------------------|
| 15:04:00 | | 1 | 0.556 | 0.0% |
| 15:07:00 | | 3 | 1.901 | 0.1% |
| 15:08:00 | | 2 | 1.371 | 0.1% |
| 15:09:00 | | 1 | 0.674 | 0.0% |
| 15:10:00 | | 3 | 2.922 | 0.2% |
| 15:11:00 | | 2 | 1.593 | 0.1% |
| 15:12:00 | | 7 | 6.597 | 0.4% |
| 15:15:00 | | 4 | 5.718 | 0.4% |
| 15:16:00 | | 1 | 1.861 | 0.1% |
| 15:17:00 | | 3 | 2.715 | 0.2% |
| 15:18:00 | | 5 | 6.032 | 0.4% |
| 15:19:00 | | 1 | 0.889 | 0.1% |
| 15:20:00 | | 2 | 1.941 | 0.1% |
| 15:21:00 | | 5 | 5.898 | 0.4% |
| 15:22:00 | | 1 | 0.791 | 0.1% |
| 15:23:00 | | 2 | 2.064 | 0.1% |
| 15:24:00 | | 1 | 1.447 | 0.1% |
| 15:25:00 | | 1 | 0.613 | 0.0% |
| 15:26:00 | | 2 | 2.034 | 0.1% |
| 15:27:00 | | 2 | 1.901 | 0.1% |
| 15:28:00 | | 2 | 2.104 | 0.1% |
| 15:30:00 | | 5 | 4.6 | 0.3% |
| 15:31:00 | | 1 | 0.42 | 0.0% |
| 15:33:00 | | 1 | 1.444 | 0.1% |
| 15:34:00 | | 1 | 0.941 | 0.1% |
| 15:35:00 | | 2 | 1.913 | 0.1% |
| 15:36:00 | | 3 | 2.158 | 0.1% |
| 15:38:00 | | 1 | 0.655 | 0.0% |
| 15:40:00 | | 4 | 3.627 | 0.2% |
| 15:41:00 | | 3 | 2.334 | 0.2% |
| 15:42:00 | | 3 | 3.057 | 0.2% |
| 15:43:00 | | 1 | 1.004 | 0.1% |
| 15:45:00 | | 4 | 4.329 | 0.3% |
| 15:46:00 | | 2 | 2.183 | 0.1% |
| 15:47:00 | | 4 | 3.056 | 0.2% |
| 15:48:00 | | 1 | 0.668 | 0.0% |
| 15:49:00 | | 3 | 2.788 | 0.2% |
| 15:50:00 | | 6 | 5.213 | 0.3% |
| 15:51:00 | | 1 | 1.055 | 0.1% |
| 15:52:00 | | 3 | 2.198 | 0.1% |
| 15:54:00 | | 1 | 0.668 | 0.0% |
| 15:56:00 | | 3 | 3.316 | 0.2% |
| 15:57:00 | | 2 | 2.133 | 0.1% |
| 15:58:00 | | 2 | 2.948 | 0.2% |

File database_kyr (cont.)

#13 time_end: Time of ending interview (cont.)

| Value (cont.) | Label | Cases | Weighted | Percentage (weighted) |
|---------------|-------|-------|----------|-----------------------|
| 15:59:00 | | 2 | 1.326 | 0.1% |
| 16:00:00 | | 5 | 4.675 | 0.3% |
| 16:01:00 | | 2 | 1.351 | 0.1% |
| 16:02:00 | | 2 | 2.022 | 0.1% |
| 16:03:00 | | 3 | 3.726 | 0.2% |
| 16:05:00 | | 1 | 0.961 | 0.1% |
| 16:07:00 | | 5 | 7.619 | 0.5% |
| 16:08:00 | | 1 | 0.388 | 0.0% |
| 16:09:00 | | 8 | 10.871 | 0.7% |
| 16:10:00 | | 4 | 3.665 | 0.2% |
| 16:11:00 | | 5 | 3.669 | 0.2% |
| 16:12:00 | | 6 | 5.492 | 0.4% |
| 16:13:00 | | 3 | 2.829 | 0.2% |
| 16:15:00 | | 2 | 2.494 | 0.2% |
| 16:17:00 | | 1 | 1.204 | 0.1% |
| 16:18:00 | | 4 | 2.793 | 0.2% |
| 16:19:00 | | 1 | 1.6 | 0.1% |
| 16:20:00 | | 6 | 6.218 | 0.4% |
| 16:21:00 | | 2 | 1.996 | 0.1% |
| 16:23:00 | | 7 | 8.586 | 0.6% |
| 16:25:00 | | 3 | 2.289 | 0.2% |
| 16:26:00 | | 3 | 2.898 | 0.2% |
| 16:27:00 | | 5 | 4.081 | 0.3% |
| 16:28:00 | | 2 | 2.007 | 0.1% |
| 16:29:00 | | 4 | 5.382 | 0.4% |
| 16:30:00 | | 1 | 0.649 | 0.0% |
| 16:31:00 | | 2 | 2.104 | 0.1% |
| 16:32:00 | | 4 | 4.706 | 0.3% |
| 16:34:00 | | 5 | 5.918 | 0.4% |
| 16:35:00 | | 4 | 4.023 | 0.3% |
| 16:36:00 | | 2 | 2.034 | 0.1% |
| 16:37:00 | | 1 | 1.974 | 0.1% |
| 16:38:00 | | 1 | 1.312 | 0.1% |
| 16:39:00 | | 1 | 1.341 | 0.1% |
| 16:40:00 | | 4 | 2.458 | 0.2% |
| 16:41:00 | | 3 | 1.999 | 0.1% |
| 16:42:00 | | 1 | 0.708 | 0.0% |
| 16:43:00 | | 3 | 4.189 | 0.3% |
| 16:44:00 | | 3 | 2.652 | 0.2% |
| 16:45:00 | | 3 | 4.054 | 0.3% |
| 16:46:00 | | 3 | 3.672 | 0.2% |
| 16:47:00 | | 2 | 0.919 | 0.1% |
| 16:48:00 | | 3 | 3.606 | 0.2% |
| 16:49:00 | | 4 | 4.206 | 0.3% |

File database_kyr (cont.)

#13 time_end: Time of ending interview (cont.)

| Value (cont.) | Label | Cases | Weighted | Percentage (weighted) |
|---------------|-------|-------|----------|-----------------------|
| 16:50:00 | | 1 | 0.641 | 0.0% |
| 16:51:00 | | 1 | 1.506 | 0.1% |
| 16:55:00 | | 4 | 4.355 | 0.3% |
| 16:56:00 | | 3 | 3.042 | 0.2% |
| 16:57:00 | | 1 | 1.181 | 0.1% |
| 16:58:00 | | 1 | 0.266 | 0.0% |
| 16:59:00 | | 4 | 4.942 | 0.3% |
| 17:00:00 | | 4 | 3.183 | 0.2% |
| 17:01:00 | | 2 | 1.654 | 0.1% |
| 17:02:00 | | 3 | 4.007 | 0.3% |
| 17:04:00 | | 1 | 0.593 | 0.0% |
| 17:05:00 | | 3 | 2.882 | 0.2% |
| 17:07:00 | | 1 | 1.391 | 0.1% |
| 17:08:00 | | 1 | 1.249 | 0.1% |
| 17:09:00 | | 4 | 2.364 | 0.2% |
| 17:10:00 | | 5 | 6.288 | 0.4% |
| 17:12:00 | | 4 | 3.581 | 0.2% |
| 17:13:00 | | 1 | 0.521 | 0.0% |
| 17:14:00 | | 1 | 0.718 | 0.0% |
| 17:15:00 | | 2 | 2.366 | 0.2% |
| 17:16:00 | | 3 | 2.746 | 0.2% |
| 17:17:00 | | 1 | 1.066 | 0.1% |
| 17:18:00 | | 6 | 6.595 | 0.4% |
| 17:19:00 | | 3 | 2.667 | 0.2% |
| 17:20:00 | | 3 | 1.871 | 0.1% |
| 17:21:00 | | 4 | 2.82 | 0.2% |
| 17:22:00 | | 2 | 1.388 | 0.1% |
| 17:23:00 | | 3 | 2.714 | 0.2% |
| 17:25:00 | | 3 | 2.803 | 0.2% |
| 17:26:00 | | 2 | 1.794 | 0.1% |
| 17:27:00 | | 2 | 1.328 | 0.1% |
| 17:28:00 | | 2 | 3.946 | 0.3% |
| 17:29:00 | | 2 | 1.16 | 0.1% |
| 17:30:00 | | 7 | 5.62 | 0.4% |
| 17:31:00 | | 4 | 3.59 | 0.2% |
| 17:32:00 | | 2 | 2.364 | 0.2% |
| 17:33:00 | | 2 | 1.532 | 0.1% |
| 17:35:00 | | 1 | 0.678 | 0.0% |
| 17:36:00 | | 2 | 3.071 | 0.2% |
| 17:37:00 | | 2 | 1.681 | 0.1% |
| 17:38:00 | | 2 | 2.045 | 0.1% |
| 17:39:00 | | 1 | 0.502 | 0.0% |
| 17:40:00 | | 3 | 3.602 | 0.2% |
| 17:41:00 | | 2 | 2.075 | 0.1% |

File database_kyr (cont.)

#13 time_end: Time of ending interview (cont.)

| Value (cont.) | Label | Cases | Weighted | Percentage (weighted) |
|---------------|-------|-------|----------|-----------------------|
| 17:42:00 | | 1 | 0.973 | 0.1% |
| 17:43:00 | | 2 | 2.629 | 0.2% |
| 17:44:00 | | 2 | 1.853 | 0.1% |
| 17:45:00 | | 3 | 3.443 | 0.2% |
| 17:46:00 | | 1 | 1.335 | 0.1% |
| 17:47:00 | | 1 | 1.347 | 0.1% |
| 17:48:00 | | 1 | 1.155 | 0.1% |
| 17:50:00 | | 1 | 1.713 | 0.1% |
| 17:51:00 | | 1 | 0.55 | 0.0% |
| 17:52:00 | | 1 | 1.333 | 0.1% |
| 17:53:00 | | 2 | 1.913 | 0.1% |
| 17:55:00 | | 2 | 3.252 | 0.2% |
| 17:56:00 | | 2 | 1.911 | 0.1% |
| 17:58:00 | | 2 | 2.787 | 0.2% |
| 17:59:00 | | 6 | 6.417 | 0.4% |
| 18:00:00 | | 8 | 5.79 | 0.4% |
| 18:01:00 | | 2 | 2.246 | 0.1% |
| 18:02:00 | | 4 | 4.178 | 0.3% |
| 18:03:00 | | 2 | 1.219 | 0.1% |
| 18:04:00 | | 1 | 0.679 | 0.0% |
| 18:05:00 | | 4 | 3.408 | 0.2% |
| 18:06:00 | | 3 | 3.032 | 0.2% |
| 18:07:00 | | 3 | 2.697 | 0.2% |
| 18:08:00 | | 3 | 4.141 | 0.3% |
| 18:09:00 | | 1 | 0.623 | 0.0% |
| 18:10:00 | | 5 | 5.667 | 0.4% |
| 18:11:00 | | 3 | 2.175 | 0.1% |
| 18:12:00 | | 4 | 3.301 | 0.2% |
| 18:13:00 | | 2 | 1.623 | 0.1% |
| 18:15:00 | | 1 | 0.545 | 0.0% |
| 18:16:00 | | 1 | 1.312 | 0.1% |
| 18:17:00 | | 2 | 2.382 | 0.2% |
| 18:18:00 | | 1 | 1.447 | 0.1% |
| 18:19:00 | | 3 | 2.767 | 0.2% |
| 18:21:00 | | 2 | 1.421 | 0.1% |
| 18:23:00 | | 6 | 5.852 | 0.4% |
| 18:24:00 | | 3 | 3.131 | 0.2% |
| 18:25:00 | | 2 | 1.315 | 0.1% |
| 18:26:00 | | 1 | 0.577 | 0.0% |
| 18:27:00 | | 5 | 5.048 | 0.3% |
| 18:29:00 | | 6 | 6.812 | 0.5% |
| 18:30:00 | | 3 | 1.62 | 0.1% |
| 18:31:00 | | 7 | 7.107 | 0.5% |
| 18:33:00 | | 2 | 1.336 | 0.1% |

File database_kyr (cont.)

#13 time_end: Time of ending interview (cont.)

| Value (cont.) | Label | Cases | Weighted | Percentage (weighted) |
|---------------|-------|-------|----------|-----------------------|
| 18:34:00 | | 2 | 1.682 | 0.1% |
| 18:35:00 | | 2 | 2.279 | 0.2% |
| 18:36:00 | | 5 | 4.246 | 0.3% |
| 18:38:00 | | 3 | 2.987 | 0.2% |
| 18:39:00 | | 3 | 3.557 | 0.2% |
| 18:40:00 | | 1 | 0.753 | 0.1% |
| 18:41:00 | | 4 | 3.208 | 0.2% |
| 18:42:00 | | 3 | 2.429 | 0.2% |
| 18:43:00 | | 1 | 0.79 | 0.1% |
| 18:44:00 | | 1 | 1.077 | 0.1% |
| 18:45:00 | | 2 | 1.471 | 0.1% |
| 18:46:00 | | 1 | 1.868 | 0.1% |
| 18:47:00 | | 2 | 3.173 | 0.2% |
| 18:48:00 | | 5 | 6.121 | 0.4% |
| 18:49:00 | | 3 | 3.038 | 0.2% |
| 18:50:00 | | 1 | 1.122 | 0.1% |
| 18:51:00 | | 5 | 4.498 | 0.3% |
| 18:53:00 | | 4 | 4.007 | 0.3% |
| 18:55:00 | | 3 | 3.047 | 0.2% |
| 18:56:00 | | 1 | 1.6 | 0.1% |
| 18:57:00 | | 2 | 1.439 | 0.1% |
| 18:58:00 | | 1 | 1.2 | 0.1% |
| 18:59:00 | | 4 | 4.81 | 0.3% |
| 19:00:00 | | 5 | 5.537 | 0.4% |
| 19:01:00 | | 1 | 1.348 | 0.1% |
| 19:02:00 | | 6 | 5.768 | 0.4% |
| 19:03:00 | | 1 | 0.635 | 0.0% |
| 19:05:00 | | 3 | 1.992 | 0.1% |
| 19:06:00 | | 2 | 2.142 | 0.1% |
| 19:07:00 | | 2 | 2.085 | 0.1% |
| 19:09:00 | | 2 | 1.806 | 0.1% |
| 19:10:00 | | 3 | 3.501 | 0.2% |
| 19:12:00 | | 3 | 3.45 | 0.2% |
| 19:13:00 | | 4 | 3.531 | 0.2% |
| 19:16:00 | | 1 | 0.264 | 0.0% |
| 19:20:00 | | 1 | 1.297 | 0.1% |
| 19:21:00 | | 4 | 5.106 | 0.3% |
| 19:22:00 | | 1 | 0.593 | 0.0% |
| 19:23:00 | | 2 | 1.358 | 0.1% |
| 19:24:00 | | 1 | 0.749 | 0.0% |
| 19:25:00 | | 2 | 3.197 | 0.2% |
| 19:26:00 | | 1 | 0.762 | 0.1% |
| 19:28:00 | | 1 | 0.941 | 0.1% |
| 19:29:00 | | 1 | 0.747 | 0.0% |

File database_kyr (cont.)

#13 time_end: Time of ending interview (cont.)

| Value (cont.) | Label | Cases | Weighted | Percentage (weighted) |
|---------------|-------|-------|----------|-----------------------|
| 19:30:00 | | 2 | 1.098 | 0.1% |
| 19:32:00 | | 1 | 0.941 | 0.1% |
| 19:33:00 | | 3 | 2.741 | 0.2% |
| 19:34:00 | | 5 | 5.142 | 0.3% |
| 19:36:00 | | 3 | 2.974 | 0.2% |
| 19:37:00 | | 1 | 0.722 | 0.0% |
| 19:38:00 | | 1 | 1.335 | 0.1% |
| 19:41:00 | | 2 | 1.578 | 0.1% |
| 19:42:00 | | 2 | 1.123 | 0.1% |
| 19:43:00 | | 5 | 4.999 | 0.3% |
| 19:45:00 | | 1 | 1.809 | 0.1% |
| 19:46:00 | | 1 | 0.533 | 0.0% |
| 19:48:00 | | 3 | 2.983 | 0.2% |
| 19:50:00 | | 1 | 0.296 | 0.0% |
| 19:51:00 | | 3 | 2.505 | 0.2% |
| 19:53:00 | | 1 | 0.314 | 0.0% |
| 19:55:00 | | 1 | 0.339 | 0.0% |
| 19:56:00 | | 3 | 3.399 | 0.2% |
| 19:57:00 | | 1 | 0.799 | 0.1% |
| 19:58:00 | | 2 | 2.161 | 0.1% |
| 19:59:00 | | 5 | 6.058 | 0.4% |
| 20:00:00 | | 1 | 0.8 | 0.1% |
| 20:01:00 | | 2 | 1.753 | 0.1% |
| 20:02:00 | | 2 | 1.159 | 0.1% |
| 20:03:00 | | 2 | 2.18 | 0.1% |
| 20:08:00 | | 2 | 1.459 | 0.1% |
| 20:11:00 | | 1 | 1.089 | 0.1% |
| 20:12:00 | | 3 | 2.936 | 0.2% |
| 20:13:00 | | 2 | 1.355 | 0.1% |
| 20:15:00 | | 1 | 0.749 | 0.0% |
| 20:16:00 | | 1 | 0.762 | 0.1% |
| 20:17:00 | | 2 | 3.127 | 0.2% |
| 20:18:00 | | 2 | 2.827 | 0.2% |
| 20:19:00 | | 2 | 2.475 | 0.2% |
| 20:21:00 | | 2 | 1.93 | 0.1% |
| 20:25:00 | | 1 | 1.139 | 0.1% |
| 20:27:00 | | 2 | 1.736 | 0.1% |
| 20:30:00 | | 2 | 1.183 | 0.1% |
| 20:31:00 | | 1 | 0.623 | 0.0% |
| 20:33:00 | | 3 | 2.786 | 0.2% |
| 20:34:00 | | 2 | 3.27 | 0.2% |
| 20:36:00 | | 7 | 7.329 | 0.5% |
| 20:37:00 | | 5 | 5.764 | 0.4% |
| 20:38:00 | | 4 | 4.741 | 0.3% |

File database_kyr (cont.)

#13 time_end: Time of ending interview (cont.)

| Value (cont.) | Label | Cases | Weighted | Percentage (weighted) |
|---------------|-------|-------|----------|-----------------------|
| 20:39:00 | | 3 | 2.841 | 0.2% |
| 20:41:00 | | 3 | 1.663 | 0.1% |
| 20:42:00 | | 1 | 1.2 | 0.1% |
| 20:43:00 | | 3 | 3.764 | 0.3% |
| 20:48:00 | | 2 | 1.928 | 0.1% |
| 20:49:00 | | 2 | 1.664 | 0.1% |
| 20:51:00 | | 1 | 0.747 | 0.0% |
| 20:53:00 | | 2 | 2.375 | 0.2% |
| 20:54:00 | | 1 | 0.534 | 0.0% |
| 20:58:00 | | 2 | 0.936 | 0.1% |
| 20:59:00 | | 2 | 2.053 | 0.1% |
| 21:00:00 | | 3 | 4.572 | 0.3% |
| 21:02:00 | | 1 | 1.571 | 0.1% |
| 21:06:00 | | 1 | 1.011 | 0.1% |
| 21:07:00 | | 3 | 2.64 | 0.2% |
| 21:08:00 | | 1 | 1.033 | 0.1% |
| 21:10:00 | | 1 | 1.297 | 0.1% |
| 21:14:00 | | 1 | 1.905 | 0.1% |
| 21:16:00 | | 1 | 0.747 | 0.0% |
| 21:17:00 | | 2 | 3.588 | 0.2% |
| 21:19:00 | | 1 | 1.856 | 0.1% |
| 21:20:00 | | 1 | 0.314 | 0.0% |
| 21:22:00 | | 1 | 0.409 | 0.0% |
| 21:32:00 | | 1 | 1.143 | 0.1% |
| 21:38:00 | | 1 | 1.489 | 0.1% |
| 21:47:00 | | 1 | 0.646 | 0.0% |
| 21:59:00 | | 2 | 1.769 | 0.1% |
| 22:06:00 | | 1 | 0.323 | 0.0% |
| 22:17:00 | | 1 | 0.791 | 0.1% |
| 22:27:00 | | 1 | 0.817 | 0.1% |
| 22:31:00 | | 1 | 1.121 | 0.1% |
| 22:32:00 | | 1 | 0.371 | 0.0% |
| 22:36:00 | | 2 | 2.603 | 0.2% |
| 22:59:00 | | 1 | 1.634 | 0.1% |
| 23:08:00 | | 1 | 1.226 | 0.1% |
| 23:12:00 | | 1 | 0.817 | 0.1% |

#14 long_: Interview duration

| Information | [type=discrete] [format=character] [valid=1500] [valid(weighted)=1500] | | | |
|-------------|--|-------|----------|-----------------------|
| Security | Public | | | |
| Value | Label | Cases | Weighted | Percentage (weighted) |
| 00:31:00 | | 1 | 1.186 | 0.1% |

File database_kyr (cont.)

#14 long_ : Interview duration (cont.)

| Value (cont.) | Label | Cases | Weighted | Percentage (weighted) |
|---------------|-------|-------|----------|-----------------------|
| 00:32:00 | | 1 | 1.355 | 0.1% |
| 00:33:00 | | 1 | 0.817 | 0.1% |
| 00:34:00 | | 1 | 0.742 | 0.0% |
| 00:35:00 | | 1 | 1.264 | 0.1% |
| 00:36:00 | | 2 | 2.622 | 0.2% |
| 00:38:00 | | 2 | 1.69 | 0.1% |
| 00:40:00 | | 1 | 0.409 | 0.0% |
| 00:41:00 | | 1 | 1.861 | 0.1% |
| 00:42:00 | | 1 | 1.133 | 0.1% |
| 00:43:00 | | 3 | 5.692 | 0.4% |
| 00:44:00 | | 2 | 1.934 | 0.1% |
| 00:45:00 | | 2 | 2.133 | 0.1% |
| 00:46:00 | | 1 | 2.033 | 0.1% |
| 00:47:00 | | 4 | 4.144 | 0.3% |
| 00:48:00 | | 2 | 1.907 | 0.1% |
| 00:49:00 | | 6 | 4.906 | 0.3% |
| 00:50:00 | | 8 | 9.166 | 0.6% |
| 00:51:00 | | 11 | 10.862 | 0.7% |
| 00:52:00 | | 2 | 2.695 | 0.2% |
| 00:53:00 | | 3 | 2.666 | 0.2% |
| 00:54:00 | | 10 | 11.178 | 0.7% |
| 00:55:00 | | 17 | 17.6 | 1.2% |
| 00:56:00 | | 6 | 7.177 | 0.5% |
| 00:57:00 | | 15 | 18.257 | 1.2% |
| 00:58:00 | | 10 | 9.745 | 0.6% |
| 00:59:00 | | 4 | 3.657 | 0.2% |
| 01:00:00 | | 4 | 4.11 | 0.3% |
| 01:01:00 | | 7 | 6.618 | 0.4% |
| 01:02:00 | | 19 | 18.76 | 1.3% |
| 01:03:00 | | 19 | 20.889 | 1.4% |
| 01:04:00 | | 25 | 26.247 | 1.7% |
| 01:05:00 | | 63 | 64.704 | 4.3% |
| 01:06:00 | | 23 | 23.937 | 1.6% |
| 01:07:00 | | 33 | 35.039 | 2.3% |
| 01:08:00 | | 25 | 30.016 | 2.0% |
| 01:09:00 | | 22 | 23.668 | 1.6% |
| 01:10:00 | | 42 | 45.459 | 3.0% |
| 01:11:00 | | 25 | 26.742 | 1.8% |
| 01:12:00 | | 37 | 38.709 | 2.6% |
| 01:13:00 | | 34 | 33.732 | 2.2% |
| 01:14:00 | | 30 | 29.687 | 2.0% |
| 01:15:00 | | 65 | 61.117 | 4.1% |
| 01:16:00 | | 40 | 39.38 | 2.6% |
| 01:17:00 | | 33 | 36.307 | 2.4% |

File database_kyr (cont.)

#14 long_ : Interview duration (cont.)

| Value (cont.) | Label | Cases | Weighted | Percentage (weighted) |
|---------------|-------|-------|----------|-----------------------|
| 01:18:00 | | 38 | 38.022 | 2.5% |
| 01:19:00 | | 36 | 32.952 | 2.2% |
| 01:20:00 | | 38 | 36.799 | 2.5% |
| 01:21:00 | | 40 | 44.023 | 2.9% |
| 01:22:00 | | 83 | 80.404 | 5.4% |
| 01:23:00 | | 63 | 59.112 | 3.9% |
| 01:24:00 | | 81 | 77.646 | 5.2% |
| 01:25:00 | | 67 | 64.591 | 4.3% |
| 01:26:00 | | 49 | 39.722 | 2.6% |
| 01:27:00 | | 43 | 36.761 | 2.5% |
| 01:28:00 | | 44 | 42.738 | 2.8% |
| 01:29:00 | | 34 | 33.501 | 2.2% |
| 01:30:00 | | 8 | 10.549 | 0.7% |
| 01:31:00 | | 28 | 25.968 | 1.7% |
| 01:32:00 | | 22 | 22.028 | 1.5% |
| 01:33:00 | | 23 | 19.506 | 1.3% |
| 01:34:00 | | 14 | 12.26 | 0.8% |
| 01:35:00 | | 14 | 12.047 | 0.8% |
| 01:36:00 | | 12 | 11.891 | 0.8% |
| 01:37:00 | | 11 | 10.68 | 0.7% |
| 01:38:00 | | 9 | 6.99 | 0.5% |
| 01:39:00 | | 6 | 6.847 | 0.5% |
| 01:40:00 | | 6 | 4.364 | 0.3% |
| 01:41:00 | | 8 | 9.475 | 0.6% |
| 01:42:00 | | 9 | 7.798 | 0.5% |
| 01:43:00 | | 4 | 5.043 | 0.3% |
| 01:44:00 | | 4 | 3.549 | 0.2% |
| 01:45:00 | | 7 | 8.276 | 0.6% |
| 01:46:00 | | 3 | 3.629 | 0.2% |
| 01:47:00 | | 4 | 7.145 | 0.5% |
| 01:48:00 | | 3 | 3.804 | 0.3% |
| 01:49:00 | | 1 | 1.7 | 0.1% |
| 01:51:00 | | 3 | 3.011 | 0.2% |
| 01:53:00 | | 1 | 0.527 | 0.0% |
| 01:54:00 | | 3 | 2.995 | 0.2% |
| 01:55:00 | | 1 | 2.266 | 0.2% |
| 01:56:00 | | 1 | 2.266 | 0.2% |
| 01:58:00 | | 1 | 0.817 | 0.1% |
| 02:05:00 | | 1 | 0.339 | 0.0% |
| 02:07:00 | | 1 | 0.655 | 0.0% |
| 02:11:00 | | 1 | 0.527 | 0.0% |
| 02:15:00 | | 1 | 1.297 | 0.1% |
| 02:17:00 | | 1 | 0.533 | 0.0% |
| 02:19:00 | | 1 | 2.598 | 0.2% |

File database_kyr (cont.)**#14 long_ : Interview duration** (cont.)

| Value (cont.) | Label | Cases | Weighted | Percentage (weighted) |
|---------------|-------|-------|----------|-----------------------|
| 02:21:00 | | 3 | 2.362 | 0.2% |
| 02:22:00 | | 1 | 0.963 | 0.1% |
| 02:24:00 | | 1 | 1.312 | 0.1% |
| 02:26:00 | | 1 | 0.623 | 0.0% |
| 02:32:00 | | 1 | 1.841 | 0.1% |
| 02:37:00 | | 1 | 1.292 | 0.1% |

#15 interv_n: Code of interviewer

| | |
|--------------------|---|
| Information | [type=continuous] [format=numeric] [valid=1500] [valid(weighted)=1500] [range=1-77] |
| Security | Public |

#16 int_gen: Gender of interviewer

| Information | [type=discrete] [format=numeric] [valid=1500] [valid(weighted)=1500] [range=1-2] | | | |
|--------------------|--|-------|----------|-----------------------|
| Security | Public | | | |
| Value | Label | Cases | Weighted | Percentage (weighted) |
| 1 | Male | 425 | 425.192 | 28.3% |
| 2 | Female | 1075 | 1074.808 | 71.7% |

#17 q1: (Q1). What language do you prefer to use during our conversation?

| Information | [type=discrete] [format=numeric] [valid=1500] [valid(weighted)=1500] [range=1-3] | | | |
|-------------------------|--|-------|----------|-----------------------|
| Literal question | What language do you prefer to use during our conversation? | | | |
| Security | Public | | | |
| Value | Label | Cases | Weighted | Percentage (weighted) |
| 1 | Kyrgyz | 848 | 838.069 | 55.9% |
| 2 | Russian | 439 | 435.928 | 29.1% |
| 3 | Uzbek | 213 | 226.004 | 15.1% |

#18 q2: (Q2). Age of respondent

| | |
|--------------------|--|
| Information | [type=continuous] [format=numeric] [valid=1500] [valid(weighted)=1500] [range=18-85] |
| Security | Public |

#19 q3p: (Q3 Primary). Nationality of respondent

| Information | [type=discrete] [format=numeric] [valid=1500] [valid(weighted)=1500] [range=1-19] | | | |
|--------------------|---|-------|----------|-----------------------|
| Security | Public | | | |
| Value | Label | Cases | Weighted | Percentage (weighted) |
| 1 | Kazakh | 13 | 11.983 | 0.8% |

File database_kyr (cont.)

#19 q3p: (Q3 Primary). Nationality of respondent (cont.)

| Value (cont.) | Label | Cases | Weighted | Percentage (weighted) |
|---------------|-------------|-------|----------|-----------------------|
| 2 | Karakalpak | 1 | 1.122 | 0.1% |
| 3 | Kyrgyz | 983 | 980.15 | 65.3% |
| 4 | Russian | 156 | 141.556 | 9.4% |
| 5 | Tajik | 6 | 8.17 | 0.5% |
| 6 | Uzbek | 252 | 262.466 | 17.5% |
| 7 | Ukrainian | 7 | 4.583 | 0.3% |
| 8 | Tatar | 10 | 6.859 | 0.5% |
| 9 | Azerbaijani | 5 | 8.463 | 0.6% |
| 10 | Lezghin | 2 | 1.867 | 0.1% |
| 11 | Korean | 13 | 15.888 | 1.1% |
| 12 | Dungan | 3 | 3.891 | 0.3% |
| 13 | German | 7 | 6.925 | 0.5% |
| 14 | Turk | 33 | 37.12 | 2.5% |
| 15 | Uygur | 4 | 5.198 | 0.3% |
| 16 | Chinese | 2 | 1.924 | 0.1% |
| 17 | Bashkir | 1 | 0.337 | 0.0% |
| 18 | Kalmyk | 1 | 0.817 | 0.1% |
| 19 | Kurd | 1 | 0.679 | 0.0% |

#20 q3: (Q3 Secondary). Nationality of respondent


| Information | [type=discrete] [format=numeric] [valid=1500] [valid(weighted)=1500] [range=1-5] | | | |
|-------------|--|-------|----------|-----------------------|
| Security | Public | | | |
| Value | Label | Cases | Weighted | Percentage (weighted) |
| 1 | Kyrgyz | 983 | 980.15 | 65.3% |
| 2 | Uzbek | 252 | 262.466 | 17.5% |
| 3 | Russian | 156 | 141.556 | 9.4% |
| 4 | Turk | 33 | 37.12 | 2.5% |
| 5 | Other | 76 | 78.707 | 5.2% |

#21 q4: (Q4). Marital status of respondent







| Information | [type=discrete] [format=numeric] [valid=1500] [valid(weighted)=1500] [range=1-7] | | | |
|-------------|--|-------|----------|-----------------------|
| Security | Public | | | |
| Value | Label | Cases | Weighted | Percentage (weighted) |
| 1 | Married | 966 | 969.045 | 64.6% |
| 2 | Married by religious ceremony nikoh | 6 | 5.648 | 0.4% |
| 3 | Married, but my spouse lives elsewhere because of work | 24 | 22.217 | 1.5% |
| 4 | Live with somebody but not registered (grazhdanski brak) | 16 | 14.04 | 0.9% |
| 5 | Single and never married | 301 | 346.299 | 23.1% |
| 6 | Divorced | 78 | 61.547 | 4.1% |

File database_kyr (cont.)







#21 q4: (Q4). Marital status of respondent (cont.)

| Value (cont.) | Label | Cases | Weighted | Percentage (weighted) |
|---------------|---------|-------|----------|--|
| 7 | Widowed | 109 | 81.203 |  5.4% |



#22 q5: (Q5). Highest level of education of respondent

| Information | [type=discrete] [format=numeric] [valid=1500] [valid(weighted)=1500] [range=1-9] | | | |
|-------------|--|-------|----------|---|
| Security | Public | | | |
| Value | Label | Cases | Weighted | Percentage (weighted) |
| 1 | Incomplete secondary school (8-9 years) or less | 122 | 119.151 |  7.9% |
| 2 | Specialized secondary school (technical or vocational school) | 310 | 309.963 |  20.7% |
| 3 | Complete secondary school (10-11 years) | 622 | 620.145 |  41.3% |
| 4 | Incomplete higher education or bachelor's degree | 173 | 178.833 |  11.9% |
| 5 | Complete higher education, master's degree or greater | 272 | 271.107 |  18.1% |
| 9 | DK/NR | 1 | 0.8 |  0.1% |

#23 q6: (Q6). Is there anybody in your household who has the educational level higher th

| Information | [type=discrete] [format=numeric] [valid=1500] [valid(weighted)=1500] [range=2-9] | | | |
|------------------|--|-------|----------|---|
| Literal question | Is there anybody in your household who has the educational level higher than yours. If yes, then what is that level? | | | |
| Security | Public | | | |
| Value | Label | Cases | Weighted | Percentage (weighted) |
| 2 | Specialized secondary school (technical or vocational school) | 119 | 124.705 |  8.3% |
| 3 | Complete secondary school (10-11 years) | 35 | 37.847 |  2.5% |
| 4 | Incomplete higher education or bachelor's degree | 113 | 116.443 |  7.8% |
| 5 | Complete higher education, master's degree, or greater | 279 | 334.348 |  22.3% |
| 6 | THERE IS NO SUCH PERSON WITHIN THE HOUSEHOLD | 939 | 872.911 |  58.2% |
| 9 | DK/NR | 15 | 13.746 |  0.9% |

#24 q7p: (Q7 Primary). What language do you think?

| Information | [type=discrete] [format=numeric] [valid=1500] [valid(weighted)=1500] [range=1-13] | | | |
|------------------|---|-------|----------|--|
| Literal question | What language do you think? | | | |
| Security | Public | | | |
| Value | Label | Cases | Weighted | Percentage (weighted) |
| 1 | Kazakh | 2 | 1.855 |  0.1% |
| 2 | Karakalpak | 3 | 3.452 |  0.2% |

File database_kyr (cont.)

#24 q7p: (Q7 Primary). What language do you think? (cont.)

| Value (cont.) | Label | Cases | Weighted | Percentage (weighted) |
|---------------|-------------|-------|----------|-----------------------|
| 3 | Kyrgyz | 911 | 899.601 | 60.0% |
| 4 | Russian | 303 | 299.72 | 20.0% |
| 5 | Tajik | 5 | 4.456 | 0.3% |
| 6 | Uzbek | 254 | 267.839 | 17.9% |
| 7 | Azerbaijani | 2 | 2.779 | 0.2% |
| 8 | Lezghin | 1 | 1.524 | 0.1% |
| 9 | Dungan | 3 | 3.215 | 0.2% |
| 10 | Turkish | 13 | 13.296 | 0.9% |
| 11 | Tatar | 1 | 0.275 | 0.0% |
| 12 | Uygur | 1 | 1.164 | 0.1% |
| 13 | Chinese | 1 | 0.825 | 0.1% |

#25 q7: (Q7 Secondary). What language do you think?

| Information | [type=discrete] [format=numeric] [valid=1500] [valid(weighted)=1500] [range=1-4] | | | |
|-------------------------|--|-------|----------|-----------------------|
| Literal question | What language do you think? | | | |
| Security | Public | | | |
| Value | Label | Cases | Weighted | Percentage (weighted) |
| 1 | Kyrgyz | 911 | 899.601 | 60.0% |
| 2 | Russian | 303 | 299.72 | 20.0% |
| 3 | Uzbek | 254 | 267.839 | 17.9% |
| 4 | Other | 32 | 32.84 | 2.2% |

#26 q8p_1: (Q8 Primary, 1st). What other languages do you speak fluently?

| Information | [type=discrete] [format=numeric] [valid=1500] [valid(weighted)=1500] [range=1-18] | | | |
|-------------------------|---|-------|----------|-----------------------|
| Literal question | What other languages do you speak fluently? | | | |
| Security | Public | | | |
| Value | Label | Cases | Weighted | Percentage (weighted) |
| 1 | DOES NOT SPEAK OTHER LANGUAGES | 529 | 515.691 | 34.4% |
| 2 | Kazakh | 57 | 62.648 | 4.2% |
| 3 | Karakalpak | 9 | 10.032 | 0.7% |
| 4 | Kyrgyz | 238 | 251.667 | 16.8% |
| 5 | Russian | 541 | 547.287 | 36.5% |
| 6 | Tajik | 6 | 6.425 | 0.4% |
| 7 | Uzbek | 92 | 81.43 | 5.4% |
| 8 | English | 16 | 14.568 | 1.0% |
| 9 | German | 2 | 1.105 | 0.1% |
| 10 | Tatar | 2 | 1.928 | 0.1% |
| 11 | Turkish | 2 | 1.559 | 0.1% |
| 12 | Korean | 3 | 2.656 | 0.2% |
| 13 | Chinese | 1 | 1.1 | 0.1% |

File database_kyr (cont.)

#26 q8p_1: (Q8 Primary, 1st). What other languages do you speak fluently? (cont.)

| Value (cont.) | Label | Cases | Weighted | Percentage (weighted) |
|---------------|-----------|-------|----------|-----------------------|
| 17 | Kurdish | 1 | 0.679 | 0.0% |
| 18 | Ukrainian | 1 | 1.226 | 0.1% |

#27 q8p_2: (Q8 Primary, 2nd). What other languages do you speak fluently?

| Information | [type=discrete] [format=numeric] [valid=264] [valid(weighted)=274.172] [range=4-16] | | | |
|-------------------------|---|-------|----------|-----------------------|
| Literal question | What other languages do you speak fluently? | | | |
| Security | Public | | | |
| Value | Label | Cases | Weighted | Percentage (weighted) |
| 4 | Kyrgyz | 11 | 11.69 | 4.3% |
| 5 | Russian | 128 | 131.466 | 48.0% |
| 6 | Tajik | 13 | 13.359 | 4.9% |
| 7 | Uzbek | 75 | 77.85 | 28.4% |
| 8 | English | 14 | 14.612 | 5.3% |
| 9 | German | 3 | 3.531 | 1.3% |
| 10 | Tatar | 4 | 4.235 | 1.5% |
| 11 | Turkish | 10 | 11.867 | 4.3% |
| 12 | Korean | 1 | 1.489 | 0.5% |
| 13 | Chinese | 2 | 2.15 | 0.8% |
| 14 | Arabic | 1 | 0.776 | 0.3% |
| 15 | Kurdish | 1 | 0.759 | 0.3% |
| 16 | French | 1 | 0.388 | 0.1% |
| Sysmiss | | 1236 | 1225.828 | |

#28 q8p_3: (Q8 Primary, 3rd). What other languages do you speak fluently?

| Information | [type=discrete] [format=numeric] [valid=23] [valid(weighted)=21.663] [range=5-14] | | | |
|-------------------------|---|-------|----------|-----------------------|
| Literal question | What other languages do you speak fluently? | | | |
| Security | Public | | | |
| Value | Label | Cases | Weighted | Percentage (weighted) |
| 5 | Russian | 1 | 1.143 | 5.3% |
| 6 | Tajik | 5 | 4.993 | 23.0% |
| 7 | Uzbek | 10 | 8.81 | 40.7% |
| 8 | English | 3 | 2.904 | 13.4% |
| 11 | Turkish | 3 | 2.328 | 10.7% |
| 14 | Arabic | 1 | 1.485 | 6.9% |
| Sysmiss | | 1477 | 1478.337 | |

#29 q8p_4: (Q8 Primary, 4th). What other languages do you speak fluently?

| | | | | |
|--------------------|---|--|--|--|
| Information | [type=discrete] [format=numeric] [valid=5] [valid(weighted)=5.311] [range=7-11] | | | |
|--------------------|---|--|--|--|

File database_kyr (cont.)

#29 q8p_4: (Q8 Primary, 4th). What other languages do you speak fluently? (cont.)

| Literal question | What other languages do you speak fluently? | | | |
|-------------------------|---|-------|----------|-----------------------|
| Security | Public | | | |
| Value | Label | Cases | Weighted | Percentage (weighted) |
| 7 | Uzbek | 1 | 0.762 | 14.4% |
| 9 | German | 3 | 3.708 | 69.8% |
| 11 | Turkish | 1 | 0.84 | 15.8% |
| Sysmiss | | 1495 | 1494.689 | |

#30 q8_1: (Q8 Secondary, 1st). What other languages do you speak fluently?

| Information | [type=discrete] [format=numeric] [valid=1500] [valid(weighted)=1500] [range=1-7] | | | |
|-------------------------|--|-------|----------|-----------------------|
| Literal question | What other languages do you speak fluently? | | | |
| Security | Public | | | |
| Value | Label | Cases | Weighted | Percentage (weighted) |
| 1 | DOES NOT SPEAK OTHER LANGUAGES | 529 | 515.691 | 34.4% |
| 2 | Russian | 541 | 547.287 | 36.5% |
| 3 | Kyrgyz | 238 | 251.667 | 16.8% |
| 4 | Uzbek | 92 | 81.43 | 5.4% |
| 5 | Kazakh | 57 | 62.648 | 4.2% |
| 6 | English | 16 | 14.568 | 1.0% |
| 7 | Other | 27 | 26.709 | 1.8% |

#31 q8_2: (Q8 Secondary, 2nd). What other languages do you speak fluently?

| Information | [type=discrete] [format=numeric] [valid=260] [valid(weighted)=270.978] [range=2-7] | | | |
|-------------------------|--|-------|----------|-----------------------|
| Literal question | What other languages do you speak fluently? | | | |
| Security | Public | | | |
| Value | Label | Cases | Weighted | Percentage (weighted) |
| 2 | Russian | 128 | 131.466 | 48.5% |
| 3 | Kyrgyz | 11 | 11.69 | 4.3% |
| 4 | Uzbek | 75 | 77.85 | 28.7% |
| 6 | English | 14 | 14.612 | 5.4% |
| 7 | Other | 32 | 35.36 | 13.0% |
| Sysmiss | | 1240 | 1229.022 | |

#32 q8_3: (Q8 Secondary, 3rd). What other languages do you speak fluently?

| | | | | |
|-------------------------|--|--|--|--|
| Information | [type=discrete] [format=numeric] [valid=19] [valid(weighted)=18.027] [range=2-7] | | | |
| Literal question | What other languages do you speak fluently? | | | |
| Security | Public | | | |

File database_kyr (cont.)

#32 q8_3: (Q8 Secondary, 3rd). What other languages do you speak fluently? (cont.)

| Value | Label | Cases | Weighted | Percentage (weighted) |
|---------|---------|-------|----------|-----------------------|
| 2 | Russian | 1 | 1.143 | 6.3% |
| 4 | Uzbek | 10 | 8.81 | 48.9% |
| 6 | English | 3 | 2.904 | 16.1% |
| 7 | Other | 5 | 5.169 | 28.7% |
| Sysmiss | | 1481 | 1481.973 | |

#33 q8_4: (Q8 Secondary, 4th). What other languages do you speak fluently?

| Information | [type=discrete] [format=numeric] [valid=4] [valid(weighted)=3.434] [range=4-7] | | | |
|-------------------------|--|-------|----------|-----------------------|
| Literal question | What other languages do you speak fluently? | | | |
| Security | Public | | | |
| Value | Label | Cases | Weighted | Percentage (weighted) |
| 4 | Uzbek | 1 | 0.762 | 22.2% |
| 7 | Other | 3 | 2.672 | 77.8% |
| Sysmiss | | 1496 | 1496.566 | |

#34 q9: (Q9). Generally speaking, how satisfied are you with your life

| Information | [type=discrete] [format=numeric] [valid=1500] [valid(weighted)=1500] [range=1-9] | | | |
|-------------------------|--|-------|----------|-----------------------|
| Literal question | Generally speaking, how satisfied are you with your life? | | | |
| Security | Public | | | |
| Value | Label | Cases | Weighted | Percentage (weighted) |
| 1 | Very satisfied | 144 | 143.157 | 9.5% |
| 2 | Fairly satisfied | 839 | 845.557 | 56.4% |
| 3 | Fairly dissatisfied | 469 | 466.676 | 31.1% |
| 4 | Very dissatisfied | 35 | 33.638 | 2.2% |
| 9 | DK/NR | 13 | 10.971 | 0.7% |

#35 q10: (Q10). How do you estimate current economic situation of your household?

| Information | [type=discrete] [format=numeric] [valid=1500] [valid(weighted)=1500] [range=1-9] | | | |
|-------------------------|--|-------|----------|-----------------------|
| Literal question | How do you estimate current economic situation of your household? | | | |
| Security | Public | | | |
| Value | Label | Cases | Weighted | Percentage (weighted) |
| 1 | Very good | 61 | 62.044 | 4.1% |
| 2 | Somewhat good | 951 | 962.857 | 64.2% |
| 3 | Somewhat bad | 429 | 414.71 | 27.6% |
| 4 | Very bad | 41 | 40.232 | 2.7% |
| 9 | DK/NR | 18 | 20.156 | 1.3% |

File database_kyr (cont.)

#36 q11: (Q11). How would you rate the economic situation in your household a few years a

| Information | [type=discrete] [format=numeric] [valid=1500] [valid(weighted)=1500] [range=1-9] | | | |
|-------------------------|---|-------|----------|-----------------------|
| Literal question | How would you rate the economic situation in your household a few years ago in comparison with current situation? | | | |
| Security | Public | | | |
| Value | Label | Cases | Weighted | Percentage (weighted) |
| 1 | Much better | 181 | 183.964 | 12.3% |
| 2 | Somewhat better | 536 | 533.58 | 35.6% |
| 3 | Much | 524 | 527.095 | 35.1% |
| 4 | Somewhat worse | 217 | 213.471 | 14.2% |
| 5 | Much worse | 29 | 26.219 | 1.7% |
| 9 | DK/NR | 13 | 15.672 | 1.0% |

#37 q12: (Q12). Imagine a 10-step ladder where the poorest people are standing on the fir

| Information | [type=discrete] [format=numeric] [valid=1496] [valid(weighted)=1496.116] [range=1-99] | | | |
|-------------------------|--|-------|----------|-----------------------|
| Literal question | Imagine a 10-step ladder where the poorest people are standing on the first, or lowest, step, and the richest people are standing on the tenth, or highest, step. On what step would you place yourself today? | | | |
| Security | Public | | | |
| Value | Label | Cases | Weighted | Percentage (weighted) |
| 1 | step 1 | 37 | 29.943 | 2.0% |
| 2 | step 2 | 67 | 56.556 | 3.8% |
| 3 | step 3 | 215 | 212.103 | 14.2% |
| 4 | step 4 | 285 | 286.937 | 19.2% |
| 5 | step 5 | 471 | 476.411 | 31.8% |
| 6 | step 6 | 247 | 257.271 | 17.2% |
| 7 | step 7 | 93 | 94.455 | 6.3% |
| 8 | step 8 | 56 | 57.121 | 3.8% |
| 9 | step 9 | 14 | 15.303 | 1.0% |
| 10 | step 10 | 11 | 10.016 | 0.7% |
| 99 | DK/NR | 0 | 0 | 0.0% |
| Sysmiss | | 4 | 3.884 | |

#38 q13: (Q13). How long do you think it will take for you to reach a satisfactory standa

| Information | [type=discrete] [format=numeric] [valid=1500] [valid(weighted)=1500] [range=1-9] | | | |
|-------------------------|--|-------|----------|-----------------------|
| Literal question | How long do you think it will take for you to reach a satisfactory standard of living? | | | |
| Security | Public | | | |
| Value | Label | Cases | Weighted | Percentage (weighted) |
| 1 | I already have it | 97 | 96.748 | 6.4% |
| 2 | In 5 years | 419 | 423.467 | 28.2% |
| 3 | In 10 years | 432 | 442.905 | 29.5% |
| 4 | In 15 years | 240 | 243.181 | 16.2% |
| 5 | In 25 years | 82 | 71.788 | 4.8% |

File database_kyr (cont.)**#38 q13: (Q13). How long do you think it will take for you to reach a satisfactory standa** (cont.)

| Value (cont.) | Label | Cases | Weighted | Percentage (weighted) |
|---------------|--------------------------------|-------|----------|-----------------------|
| 6 | It will take at least 50 years | 36 | 36.605 | 2.4% |
| 7 | Never | 84 | 78.302 | 5.2% |
| 9 | DK/NR | 110 | 107.004 | 7.1% |

#39 q14_a: (Q14_A). Did you write a letter of complaint to the national or local authoritie

| Information | [type=discrete] [format=numeric] [valid=1500] [valid(weighted)=1500] [range=1-9] | | | |
|-------------------------|---|-------|----------|-----------------------|
| Literal question | Did you write a letter of complaint to the national or local authorities in the past three years? | | | |
| Security | Public | | | |
| Value | Label | Cases | Weighted | Percentage (weighted) |
| 1 | Yes | 209 | 214.269 | 14.3% |
| 2 | No | 1278 | 1274.559 | 85.0% |
| 9 | DK/NR | 13 | 11.171 | 0.7% |

#40 q14_b: (Q14_B). Did you sign any collective petition to the national or local authoriti

| Information | [type=discrete] [format=numeric] [valid=1500] [valid(weighted)=1500] [range=1-9] | | | |
|-------------------------|--|-------|----------|-----------------------|
| Literal question | Did you sign any collective petition to the national or local authorities in the past three years? | | | |
| Security | Public | | | |
| Value | Label | Cases | Weighted | Percentage (weighted) |
| 1 | Yes | 246 | 250.496 | 16.7% |
| 2 | No | 1234 | 1229.861 | 82.0% |
| 9 | DK/NR | 20 | 19.643 | 1.3% |

#41 q14_c: (Q14_C). Did you ask your community/block committee to resolve any issue in the

| Information | [type=discrete] [format=numeric] [valid=1500] [valid(weighted)=1500] [range=1-9] | | | |
|-------------------------|--|-------|----------|-----------------------|
| Literal question | Did you ask your community/block committee to resolve any issue in the past three years? | | | |
| Security | Public | | | |
| Value | Label | Cases | Weighted | Percentage (weighted) |
| 1 | Yes | 346 | 351.236 | 23.4% |
| 2 | No | 1124 | 1120.764 | 74.7% |
| 9 | DK/NR | 30 | 28 | 1.9% |

#42 q14_d: (Q14_D). Did you organize people in your district/village to resolve any issue i

| | | | | |
|-------------------------|--|--|--|--|
| Information | [type=discrete] [format=numeric] [valid=1500] [valid(weighted)=1500] [range=1-9] | | | |
| Literal question | Did you organize people in your district/village to resolve any issue in the past three years? | | | |
| Security | Public | | | |

File database_kyr (cont.)**#42 q14_d: (Q14_D). Did you organize people in your district/village to resolve any issue i** (cont.)

| Value | Label | Cases | Weighted | Percentage (weighted) |
|-------|-------|-------|----------|-----------------------|
| 1 | Yes | 134 | 128.705 | 8.6% |
| 2 | No | 1334 | 1341.902 | 89.5% |
| 9 | DK/NR | 32 | 29.394 | 2.0% |

#43 q14_e: (Q14_E). Did you contact the press/media with any problem in the past three year

| Information | [type=discrete] [format=numeric] [valid=1500] [valid(weighted)=1500] [range=1-9] | | | |
|-------------------------|--|-------|----------|-----------------------|
| Literal question | Did you contact the press/media with any problem in the past three years? | | | |
| Security | Public | | | |
| Value | Label | Cases | Weighted | Percentage (weighted) |
| 1 | Yes | 85 | 85.251 | 5.7% |
| 2 | No | 1389 | 1384.555 | 92.3% |
| 9 | DK/NR | 26 | 30.194 | 2.0% |

#44 q14_f: (Q14_F). Did you take part in an authorized protest (meetings, strikes, pickets)

| Information | [type=discrete] [format=numeric] [valid=1500] [valid(weighted)=1500] [range=1-9] | | | |
|-------------------------|--|-------|----------|-----------------------|
| Literal question | Did you take part in an authorized protest (meetings, strikes, pickets) in the past three years? | | | |
| Security | Public | | | |
| Value | Label | Cases | Weighted | Percentage (weighted) |
| 1 | Yes | 61 | 60.459 | 4.0% |
| 2 | No | 1405 | 1409.49 | 94.0% |
| 9 | DK/NR | 34 | 30.05 | 2.0% |

#45 q14_g: (Q14_G). Did you take part in an unauthorized protest (meetings, strikes, picket

| Information | [type=discrete] [format=numeric] [valid=1500] [valid(weighted)=1500] [range=1-9] | | | |
|-------------------------|--|-------|----------|-----------------------|
| Literal question | Did you take part in an unauthorized protest (meetings, strikes, pickets) in the past three years? | | | |
| Security | Public | | | |
| Value | Label | Cases | Weighted | Percentage (weighted) |
| 1 | Yes | 26 | 28.081 | 1.9% |
| 2 | No | 1447 | 1446.376 | 96.4% |
| 9 | DK/NR | 27 | 25.543 | 1.7% |

#46 q15: (Q15). In the past 12 months, have you heard of any instances were people in you

| | | | | |
|-------------------------|--|--|--|--|
| Information | [type=discrete] [format=numeric] [valid=1500] [valid(weighted)=1500] [range=1-9] | | | |
| Literal question | In the past 12 months, have you heard of any instances were people in your village or city have joined together to bring their grievances to local government (village council/municipality or block committee)? | | | |
| Security | Public | | | |

File database_kyr (cont.)**#46 q15: (Q15). In the past 12 months, have you heard of any instances were people in you** (cont.)

| Value | Label | Cases | Weighted | Percentage (weighted) |
|-------|-------|-------|----------|-----------------------|
| 1 | Yes | 480 | 509.435 | 34.0% |
| 2 | No | 974 | 940.976 | 62.7% |
| 9 | DK/NR | 46 | 49.589 | 3.3% |

#47 q16: (Q16). Are there grievances that you together with the representatives of your d

| Information | [type=discrete] [format=numeric] [valid=1500] [valid(weighted)=1500] [range=1-9] | | | |
|-------------------------|--|-------|----------|-----------------------|
| Literal question | Are there grievances that you together with the representatives of your district/village would like to discuss with authorities? | | | |
| Security | Public | | | |
| Value | Label | Cases | Weighted | Percentage (weighted) |
| 1 | Definitely | 474 | 484.977 | 32.3% |
| 2 | Maybe | 580 | 577.816 | 38.5% |
| 3 | No | 386 | 383.188 | 25.5% |
| 9 | DK/NR | 60 | 54.019 | 3.6% |

#48 q16cp_1: (Q16C Primary). Comments of respondents to question 16.

| Information | [type=discrete] [format=numeric] [valid=1440] [valid(weighted)=1445.981] [range=4-999] | | | |
|-------------------------|--|-------|----------|-----------------------|
| Literal question | Comments of respondents to question 16. | | | |
| Security | Public | | | |
| Value | Label | Cases | Weighted | Percentage (weighted) |
| 4 | Agrarian | 1 | 1.309 | 0.1% |
| 8 | Employment | 1 | 0.655 | 0.0% |
| 11 | The future of the youth | 1 | 1.309 | 0.1% |
| 12 | Care after pensioners | 1 | 0.655 | 0.0% |
| 13 | Low pension | 1 | 0.327 | 0.0% |
| 14 | Taxes | 1 | 0.613 | 0.0% |
| 17 | It's useless to address them | 1 | 1.1 | 0.1% |
| 18 | To restore an irrigation canal | 1 | 1.2 | 0.1% |
| 19 | To improve the work of rural administration | 1 | 1.6 | 0.1% |
| 20 | Kampir-abad water reservoir - water level is ascending | 1 | 0.545 | 0.0% |
| 21 | We call the people to live in peace and in accord | 1 | 0.973 | 0.1% |
| 999 | NO RESPONSE | 1429 | 1435.695 | 99.3% |
| Sysmiss | | 60 | 54.019 | |

#49 q16c_1: (Q16C Secondary). Comments of respondents to question 16.

| | | | | |
|-------------------------|---|--|--|--|
| Information | [type=discrete] [format=numeric] [valid=1440] [valid(weighted)=1445.981] [range=1-99] | | | |
| Literal question | Comments of respondents to question 16. | | | |

File database_kyr (cont.)

#49 q16c_1: (Q16C Secondary). Comments of respondents to question 16. (cont.)

| Security | | Public | | |
|-----------------|---------------------------------------|--------|----------|-----------------------|
| Value | Label | Cases | Weighted | Percentage (weighted) |
| 1 | Natural resources and the environment | 2 | 1.745 | 0.1% |
| 2 | Employment, including for the youth | 2 | 1.964 | 0.1% |
| 3 | Pensioners and pensions | 2 | 0.982 | 0.1% |
| 4 | Economy, taxation | 2 | 1.922 | 0.1% |
| 5 | It's useless to address them | 1 | 1.1 | 0.1% |
| 6 | Other | 2 | 2.573 | 0.2% |
| 99 | NO RESPONSE | 1429 | 1435.695 | 99.3% |
| Sysmiss | | 60 | 54.019 | |

#50 q17: (Q17). Has the frequency of interaction with your relatives decreased or increas

| Information | | [type=discrete] [format=numeric] [valid=1500] [valid(weighted)=1500] [range=1-9] | | |
|-------------------------|----------------|--|----------|-----------------------|
| Literal question | | Has the frequency of interaction with your relatives decreased or increased over the last few years? | | |
| Security | | Public | | |
| Value | Label | Cases | Weighted | Percentage (weighted) |
| 1 | Decreased | 309 | 304.316 | 20.3% |
| 2 | Increased | 466 | 463.808 | 30.9% |
| 3 | About the same | 694 | 706.088 | 47.1% |
| 9 | DK/NR | 31 | 25.789 | 1.7% |

#51 q18p_1: (Q18 Primary, 1st). Why do you think the frequency of interaction has decreased?

| Information | | [type=discrete] [format=numeric] [valid=309] [valid(weighted)=304.316] [range=1-99] | | |
|-------------------------|---|---|----------|-----------------------|
| Literal question | | Why do you think the frequency of interaction has decreased? | | |
| Security | | Public | | |
| Value | Label | Cases | Weighted | Percentage (weighted) |
| 1 | Education takes much time | 3 | 2.982 | 1.0% |
| 3 | I spend much time in the garden | 1 | 0.747 | 0.2% |
| 4 | Many house duties | 1 | 0.747 | 0.2% |
| 5 | Family problems | 5 | 4.239 | 1.4% |
| 6 | Household duties | 2 | 0.84 | 0.3% |
| 7 | Hard life | 3 | 2.001 | 0.7% |
| 8 | Financial embarrassments (money shortage) | 127 | 125.681 | 41.3% |
| 9 | Expensive travel, and we live very far away | 25 | 22.134 | 7.3% |
| 10 | No time | 62 | 68.489 | 22.5% |
| 11 | Expensive benzene | 1 | 0.577 | 0.2% |
| 12 | No way to visit those, who live far off. | 7 | 6.958 | 2.3% |
| 13 | Expensive telephone charges | 1 | 0.55 | 0.2% |
| 14 | Illness | 3 | 1.156 | 0.4% |
| 15 | Difficulties with documents (lost passport) | 1 | 1.292 | 0.4% |
| 16 | Long distance | 10 | 9.823 | 3.2% |

File database_kyr (cont.)

#51 q18p_1: (Q18 Primary, 1st). Why do you think the frequency of interaction has decreased? (cont.)

| Value (cont.) | Label | Cases | Weighted | Percentage (weighted) |
|---------------|--|-------|----------|-----------------------|
| 17 | Borders are difficult to pass | 9 | 7.872 | 2.6% |
| 18 | No transportation means | 3 | 3.264 | 1.1% |
| 19 | I myself went often to other countries | 1 | 2.455 | 0.8% |
| 20 | Customs problems | 5 | 4.853 | 1.6% |
| 21 | Envy, hatred | 1 | 1.077 | 0.4% |
| 22 | Each has one's own cares and affaires | 11 | 11.342 | 3.7% |
| 23 | Family conflicts | 3 | 2.537 | 0.8% |
| 24 | No trust | 1 | 0.79 | 0.3% |
| 25 | Forgot each other (relatives) | 1 | 1.552 | 0.5% |
| 27 | After parents died I seldom visit them | 1 | 1.856 | 0.6% |
| 28 | Got married | 1 | 0.668 | 0.2% |
| 29 | All have their duties to do | 1 | 0.525 | 0.2% |
| 31 | No common things between each other | 1 | 1.312 | 0.4% |
| 32 | I am not interested in relatives | 1 | 0.745 | 0.2% |
| 33 | They (relatives) do not need us | 1 | 1.226 | 0.4% |
| 34 | After a family conflict we ceased to have contacts | 1 | 1.6 | 0.5% |
| 35 | They left for Russia | 4 | 3.185 | 1.0% |
| 37 | Children left abroad and do not write us | 1 | 0.409 | 0.1% |
| 99 | Do not know | 10 | 8.834 | 2.9% |
| Sysmiss | | 1191 | 1195.684 | |

#52 q18p_2: (Q18 Primary, 2nd). Why do you think the frequency of interaction has decreased?

| Information | [type=discrete] [format=numeric] [valid=45] [valid(weighted)=46.443] [range=2-36] | | | |
|------------------|---|-------|----------|-----------------------|
| Literal question | Why do you think the frequency of interaction has decreased? | | | |
| Security | Public | | | |
| Value | Label | Cases | Weighted | Percentage (weighted) |
| 2 | Parents are busy at work | 1 | 1.494 | 3.2% |
| 4 | Many house duties | 1 | 1.028 | 2.2% |
| 5 | Family problems | 1 | 0.747 | 1.6% |
| 6 | Household duties | 1 | 2.309 | 5.0% |
| 8 | Financial embarrassments (money shortage) | 16 | 17.667 | 38.0% |
| 9 | Expensive travel, and we live very far away | 4 | 4 | 8.6% |
| 10 | No time | 8 | 8.186 | 17.6% |
| 13 | Expensive telephone charges | 1 | 0.982 | 2.1% |
| 14 | Illness | 1 | 0.655 | 1.4% |
| 16 | Long distance | 4 | 3.136 | 6.8% |
| 17 | Borders are difficult to pass | 1 | 0.921 | 2.0% |
| 22 | Each has one's own cares and affaires | 2 | 1.324 | 2.9% |
| 26 | They come less frequently | 2 | 3.09 | 6.7% |
| 30 | Due to age (old) | 1 | 0.632 | 1.4% |
| 36 | Relatives died | 1 | 0.275 | 0.6% |

File database_kyr (cont.)**#52 q18p_2: (Q18 Primary, 2nd). Why do you think the frequency of interaction has decreased?** (cont.)

| Value (cont.) | Label | Cases | Weighted | Percentage (weighted) |
|---------------|-------|-------|----------|-----------------------|
| Sysmiss | | 1455 | 1453.557 | |

#53 q18p_3: (Q18 Primary, 3rd). Why do you think the frequency of interaction has decreased?

| Information | [type=discrete] [format=numeric] [valid=2] [valid(weighted)=1.509] [range=6-16] | | | |
|-------------------------|---|-------|----------|-----------------------|
| Literal question | Why do you think the frequency of interaction has decreased? | | | |
| Security | Public | | | |
| Value | Label | Cases | Weighted | Percentage (weighted) |
| 6 | Household duties | 1 | 0.747 | 49.5% |
| 16 | Long distance | 1 | 0.762 | 50.5% |
| Sysmiss | | 1498 | 1498.491 | |

#54 q18_1: (Q18 Secondary, 1st). Why do you think the frequency of interaction has decrease

| Information | [type=discrete] [format=numeric] [valid=309] [valid(weighted)=304.316] [range=1-99] | | | |
|-------------------------|---|-------|----------|-----------------------|
| Literal question | Why do you think the frequency of interaction has decreased? | | | |
| Security | Public | | | |
| Value | Label | Cases | Weighted | Percentage (weighted) |
| 1 | Shortage or absence of money | 157 | 150.943 | 49.6% |
| 2 | Much work, a shortage of time or health | 89 | 91.066 | 29.9% |
| 3 | Remoteness - a far distance, unavailability of transport | 20 | 20.046 | 6.6% |
| 4 | Alienation, loosening or breaking off ties with relatives | 18 | 19.41 | 6.4% |
| 5 | Border crossing bureaucratic procedures | 15 | 14.017 | 4.6% |
| 99 | DO NOT KNOW | 10 | 8.834 | 2.9% |
| Sysmiss | | 1191 | 1195.684 | |

#55 q18_2: (Q18 Secondary, 2nd). Why do you think the frequency of interaction has decrease

| Information | [type=discrete] [format=numeric] [valid=35] [valid(weighted)=35.576] [range=1-5] | | | |
|-------------------------|--|-------|----------|-----------------------|
| Literal question | Why do you think the frequency of interaction has decreased? | | | |
| Security | Public | | | |
| Value | Label | Cases | Weighted | Percentage (weighted) |
| 1 | Shortage or absence of money | 17 | 18.19 | 51.1% |
| 2 | Much work, a shortage of time or health | 11 | 10.24 | 28.8% |
| 3 | Remoteness - a far distance, unavailability of transport | 4 | 3.136 | 8.8% |
| 4 | Alienation, loosening or breaking off ties with relatives | 2 | 3.09 | 8.7% |
| 5 | Border crossing bureaucratic procedures | 1 | 0.921 | 2.6% |
| Sysmiss | | 1465 | 1464.424 | |

File database_kyr (cont.)

#56 q18_3: (Q18 Secondary, 3rd). Why do you think the frequency of interaction has decrease

| Information | [type=discrete] [format=numeric] [valid=1] [valid(weighted)=0.762] [range=3-3] | | | |
|-------------------------|--|-------|----------|-----------------------|
| Literal question | Why do you think the frequency of interaction has decreased? | | | |
| Security | Public | | | |
| Value | Label | Cases | Weighted | Percentage (weighted) |
| 3 | Remoteness - a far distance, unavailability of transport | 1 | 0.762 | 100.0% |
| Sysmiss | | 1499 | 1499.238 | |

#57 q19: (Q19). Generally speaking, do you think that most people can be trusted, or that

| Information | [type=discrete] [format=numeric] [valid=1500] [valid(weighted)=1500] [range=1-9] | | | |
|-------------------------|---|-------|----------|-----------------------|
| Literal question | Generally speaking, do you think that most people can be trusted, or that you should be too careful in dealing with people? | | | |
| Security | Public | | | |
| Value | Label | Cases | Weighted | Percentage (weighted) |
| 1 | People can be trusted | 450 | 462.329 | 30.8% |
| 2 | Should be very careful in dealing with people | 1003 | 993.978 | 66.3% |
| 9 | DK/NR | 47 | 43.693 | 2.9% |

#58 q20: (Q20). In the past 12 months did you participate in any unpaid communal activiti

| Information | [type=discrete] [format=numeric] [valid=1500] [valid(weighted)=1500] [range=1-9] | | | |
|-------------------------|---|-------|----------|-----------------------|
| Literal question | In the past 12 months did you participate in any unpaid communal activities (such as beautification of the neighborhood)? | | | |
| Security | Public | | | |
| Value | Label | Cases | Weighted | Percentage (weighted) |
| 1 | Yes | 297 | 295.931 | 19.7% |
| 2 | No | 1168 | 1171.366 | 78.1% |
| 9 | DK/NR | 35 | 32.703 | 2.2% |

#59 q21p_1: (Q21 Primary, 1st). What exactly did you do in these communal activities?

| Information | [type=discrete] [format=numeric] [valid=297] [valid(weighted)=295.931] [range=1-999] | | | |
|-------------------------|--|-------|----------|-----------------------|
| Literal question | What exactly did you do in these communal activities? | | | |
| Security | Public | | | |
| Value | Label | Cases | Weighted | Percentage (weighted) |
| 1 | Streets cleaning | 61 | 59.221 | 20.0% |
| 2 | Trees whitening | 11 | 13.425 | 4.5% |
| 3 | Streets whitening | 4 | 4.743 | 1.6% |
| 4 | Roads maintenance | 11 | 10.534 | 3.6% |
| 5 | Canals clearing off and digging | 24 | 19.996 | 6.8% |
| 6 | Repair and cleaning of a school | 5 | 4.093 | 1.4% |

File database_kyr (cont.)

#59 q21p_1: (Q21 Primary, 1st). What exactly did you do in these communal activities? (cont.)

| Value (cont.) | Label | Cases | Weighted | Percentage (weighted) |
|---------------|--|-------|----------|-----------------------|
| 7 | Repaired children`s playing ground | 1 | 1.073 | 0.4% |
| 8 | Repair and cleaning of a kindergarten | 1 | 1.571 | 0.5% |
| 9 | Put the roof | 1 | 0.804 | 0.3% |
| 10 | Made fences in the street | 1 | 0.804 | 0.3% |
| 11 | Took part in hashar | 5 | 8.003 | 2.7% |
| 12 | Participated in collective works | 32 | 28.638 | 9.7% |
| 13 | Trees planting | 16 | 17.77 | 6.0% |
| 14 | Helped to build a bridge | 9 | 10.571 | 3.6% |
| 15 | Helped to install a drinkable water pipe(water pipeline) | 3 | 2.776 | 0.9% |
| 16 | Repair of a club | 1 | 0.66 | 0.2% |
| 17 | Worked at a construction site | 1 | 1.143 | 0.4% |
| 18 | Territory`s cleaning | 57 | 55.736 | 18.8% |
| 19 | Cleaning and improvement of the mosque | 3 | 2.128 | 0.7% |
| 20 | Repair in the entrance hall in the block of houses where I l | 2 | 1.552 | 0.5% |
| 21 | Took part in a subbotnic at school | 2 | 3.069 | 1.0% |
| 22 | Cleaning and improvement of a church | 1 | 1.435 | 0.5% |
| 25 | Did laundry | 1 | 1.684 | 0.6% |
| 26 | Construction of a fence | 1 | 1.01 | 0.3% |
| 28 | Helped the elderly to collect the harvest | 1 | 0.395 | 0.1% |
| 29 | Construction of a school | 1 | 1.004 | 0.3% |
| 30 | Helped the neighbours to construct a house | 1 | 0.935 | 0.3% |
| 31 | Hashar | 11 | 12.233 | 4.1% |
| 33 | Improvement of streets etc. | 3 | 2.95 | 1.0% |
| 34 | Construction of a bridge | 1 | 1.809 | 0.6% |
| 35 | Took part in field works | 1 | 0.8 | 0.3% |
| 36 | Cleaned the entrance hall | 1 | 0.55 | 0.2% |
| 37 | Cleaned in the house of single elderly people | 1 | 0.776 | 0.3% |
| 38 | I help poor neighbours | 2 | 2.107 | 0.7% |
| 39 | Took part in the action "Let`s make our city cleaner", clean | 1 | 0.388 | 0.1% |
| 40 | Took part in organization of money collection for water use | 1 | 0.641 | 0.2% |
| 41 | Took part in pre-electioneering campaign | 1 | 0.632 | 0.2% |
| 42 | Took part in consumer rights` protection | 1 | 0.745 | 0.3% |
| 43 | Picked up garbage | 2 | 2.27 | 0.8% |
| 44 | Participated in organization of "Areta" condominium | 1 | 0.409 | 0.1% |
| 45 | Guarded a water pipe point | 1 | 0.649 | 0.2% |
| 46 | Constructed a football stadium | 1 | 0.649 | 0.2% |
| 47 | Help to pensioners | 1 | 2.033 | 0.7% |
| 49 | Construction of a mosque | 3 | 4.273 | 1.4% |
| 50 | Kept an order | 1 | 0.903 | 0.3% |
| 997 | Answer is besides the point | 4 | 4.689 | 1.6% |

File database_kyr (cont.)**#59 q21p_1: (Q21 Primary, 1st). What exactly did you do in these communal activities?** (cont.)

| Value (cont.) | Label | Cases | Weighted | Percentage (weighted) |
|---------------|-------------|-------|----------|-----------------------|
| 999 | Do not know | 2 | 1.656 | 0.6% |
| Sysmiss | | 1203 | 1204.069 | |

#60 q21p_2: (Q21 Primary, 2nd). What exactly did you do in these communal activities?

| Information | [type=discrete] [format=numeric] [valid=63] [valid(weighted)=58.37] [range=1-49] | | | |
|-------------------------|--|-------|----------|-----------------------|
| Literal question | What exactly did you do in these communal activities? | | | |
| Security | Public | | | |
| Value | Label | Cases | Weighted | Percentage (weighted) |
| 1 | Streets cleaning | 9 | 8.42 | 14.4% |
| 2 | Trees whitening | 10 | 9.466 | 16.2% |
| 3 | Streets whitening | 1 | 0.747 | 1.3% |
| 4 | Roads maintenance | 3 | 2.79 | 4.8% |
| 5 | Canals clearing off and digging | 7 | 6.485 | 11.1% |
| 11 | Took part in hashar | 1 | 0.92 | 1.6% |
| 12 | Participated in collective works | 3 | 2.742 | 4.7% |
| 13 | Trees planting | 10 | 8.111 | 13.9% |
| 14 | Helped to build a bridge | 2 | 2.177 | 3.7% |
| 18 | Territory's cleaning | 3 | 3.35 | 5.7% |
| 19 | Cleaning and improvement of the mosque | 1 | 1.841 | 3.2% |
| 20 | Repair in the entrance hall in the block of houses where I l | 1 | 0.745 | 1.3% |
| 23 | Trees (branches) cutting | 2 | 2.315 | 4.0% |
| 24 | Watering trees, flowers | 1 | 0.79 | 1.4% |
| 27 | Building refurbishment at work | 1 | 1.01 | 1.7% |
| 29 | Construction of a school | 1 | 0.674 | 1.2% |
| 30 | Helped the neighbours to construct a house | 1 | 1.312 | 2.2% |
| 32 | Was on duty in Red Cross | 1 | 0.384 | 0.7% |
| 34 | Construction of a bridge | 2 | 1.067 | 1.8% |
| 36 | Cleaned the entrance hall | 1 | 0.745 | 1.3% |
| 49 | Construction of a mosque | 2 | 2.282 | 3.9% |
| Sysmiss | | 1437 | 1441.63 | |

#61 q21p_3: (Q21 Primary, 3rd). What exactly did you do in these communal activities?

| Information | [type=discrete] [format=numeric] [valid=4] [valid(weighted)=3.642] [range=5-34] | | | |
|-------------------------|---|-------|----------|-----------------------|
| Literal question | What exactly did you do in these communal activities? | | | |
| Security | Public | | | |
| Value | Label | Cases | Weighted | Percentage (weighted) |
| 5 | Canals clearing off and digging | 1 | 0.747 | 20.5% |
| 13 | Trees planting | 1 | 0.8 | 22.0% |
| 24 | Watering trees, flowers | 1 | 1.028 | 28.2% |

File database_kyr (cont.)

#61 q21p_3: (Q21 Primary, 3rd). What exactly did you do in these communal activities? (cont.)

| Value (cont.) | Label | Cases | Weighted | Percentage (weighted) |
|---------------|--------------------------|-------|----------|-----------------------|
| 34 | Construction of a bridge | 1 | 1.067 | 29.3% |
| Sysmiss | | 1496 | 1496.358 | |

#62 q21_1: (Q21 Secondary, 1st). What exactly did you do in these communal activities?

| Information | [type=discrete] [format=numeric] [valid=297] [valid(weighted)=295.931] [range=1-99] | | | |
|-------------------------|---|-------|----------|-----------------------|
| Literal question | What exactly did you do in these communal activities? | | | |
| Security | Public | | | |
| Value | Label | Cases | Weighted | Percentage (weighted) |
| 1 | Plain works regarding the territory's cleaning and improve | 197 | 189.6 | 64.1% |
| 2 | Complex works orientated towards dwelling infrastructure im | 60 | 63.382 | 21.4% |
| 3 | Public works (including charitable) in social and cultural i | 34 | 36.604 | 12.4% |
| 97 | ANSWER IS BESIDE THE POINT | 4 | 4.689 | 1.6% |
| 99 | DO NOT KNOW | 2 | 1.656 | 0.6% |
| Sysmiss | | 1203 | 1204.069 | |

#63 q21_2: (Q21 Secondary, 2nd). What exactly did you do in these communal activities?

| Information | [type=discrete] [format=numeric] [valid=29] [valid(weighted)=28.192] [range=1-3] | | | |
|-------------------------|--|-------|----------|-----------------------|
| Literal question | What exactly did you do in these communal activities? | | | |
| Security | Public | | | |
| Value | Label | Cases | Weighted | Percentage (weighted) |
| 1 | Plain works regarding the territory's cleaning and improve | 7 | 8.963 | 31.8% |
| 2 | Complex works orientated towards dwelling infrastructure im | 16 | 13.128 | 46.6% |
| 3 | Public works (including charitable) in social and cultural i | 6 | 6.101 | 21.6% |
| Sysmiss | | 1471 | 1471.808 | |

#64 q22p_1: (Q22 Primary, 1st). In your opinion, what are the three most critical issues tha

| Information | [type=discrete] [format=numeric] [valid=1500] [valid(weighted)=1500] [range=1-999] | | | |
|-------------------------|--|-------|----------|-----------------------|
| Literal question | In your opinion, what are the three most critical issues that people in your village/city faces today? | | | |
| Security | Public | | | |
| Value | Label | Cases | Weighted | Percentage (weighted) |
| 1 | Salary delays | 3 | 2.745 | 0.2% |
| 2 | Inflation | 2 | 1.334 | 0.1% |
| 3 | Unemployment | 343 | 356.563 | 23.8% |
| 4 | Goods prices` growth, expensiveness | 25 | 29.249 | 1.9% |

File database_kyr (cont.)

#64 q22p_1: (Q22 Primary, 1st). In your opinion, what are the three most critical issues tha (cont.)

| Value (cont.) | Label | Cases | Weighted | Percentage (weighted) |
|---------------|--|-------|----------|-----------------------|
| 5 | Money shortage | 45 | 47.273 | 3.2% |
| 6 | Corruption, bribery | 24 | 24.023 | 1.6% |
| 8 | Alcoholism | 19 | 14.501 | 1.0% |
| 9 | Commercial sex | 2 | 1.925 | 0.1% |
| 10 | Anarchy | 2 | 2.091 | 0.1% |
| 11 | Unavailability of clean drinkable water | 112 | 114.033 | 7.6% |
| 12 | Poor condition of motorways | 45 | 44.387 | 3.0% |
| 13 | Gas unavailable | 13 | 12.089 | 0.8% |
| 14 | Poverty | 78 | 74.952 | 5.0% |
| 15 | Kindergarten issue | 4 | 3.594 | 0.2% |
| 16 | Electricity unavailable/irregular supply | 58 | 59.473 | 4.0% |
| 17 | Lawlessness | 2 | 1.932 | 0.1% |
| 19 | Low living standards | 15 | 14.451 | 1.0% |
| 20 | Heating, hot water unavailable | 5 | 4.396 | 0.3% |
| 21 | Criminality | 17 | 12.773 | 0.9% |
| 22 | Drugs addiction | 12 | 11.803 | 0.8% |
| 23 | Schools` deteriorating condition (maintenance needed) | 7 | 6.002 | 0.4% |
| 24 | Ecology | 9 | 9.443 | 0.6% |
| 25 | Exhausted soil | 1 | 1.877 | 0.1% |
| 26 | Transport issues | 31 | 41.497 | 2.8% |
| 27 | Garbage, garbage transportation | 15 | 14.553 | 1.0% |
| 28 | Terrorism | 1 | 1.552 | 0.1% |
| 29 | Telephone unavailability | 6 | 6.381 | 0.4% |
| 30 | Bath house unavailable | 1 | 0.678 | 0.0% |
| 31 | Water pipeline unavailable | 7 | 10.038 | 0.7% |
| 32 | Theft | 6 | 6.152 | 0.4% |
| 33 | Young people deceive each other (lack of morality) | 2 | 3.027 | 0.2% |
| 34 | Coal problem | 2 | 1.892 | 0.1% |
| 36 | Delay of pensions, children`s` allowances | 12 | 11.117 | 0.7% |
| 37 | Pensioners/handicapped do not get aid (little attention to t | 8 | 5.108 | 0.3% |
| 38 | Health of the population | 2 | 3.377 | 0.2% |
| 41 | Works low paid | 12 | 10.181 | 0.7% |
| 43 | Cotton price decrease (cheap cotton) | 2 | 2.227 | 0.1% |
| 44 | Low pensions/allowances | 35 | 28.005 | 1.9% |
| 45 | Poor harvest | 2 | 1.892 | 0.1% |
| 46 | Equipment shortage | 20 | 18.989 | 1.3% |
| 48 | School issues | 3 | 5.147 | 0.3% |
| 50 | Salaries delay | 2 | 2.734 | 0.2% |
| 51 | Expensive benzene (fuel) | 6 | 7.107 | 0.5% |
| 52 | Water supply | 12 | 10.164 | 0.7% |
| 53 | Cannot take mini credits on advantageous terms (credits are | 1 | 0.516 | 0.0% |

File database_kyr (cont.)

#64 q22p_1: (Q22 Primary, 1st). In your opinion, what are the three most critical issues tha (cont.)

| Value (cont.) | Label | Cases | Weighted | Percentage (weighted) |
|---------------|--|-------|----------|-----------------------|
| 54 | Housing issues | 6 | 3.913 | 0.3% |
| 55 | Conflicts | 2 | 3.069 | 0.2% |
| 56 | Poor living standards | 3 | 2.071 | 0.1% |
| 57 | Hard to provide for the whole family | 1 | 1.002 | 0.1% |
| 58 | Government does not take care about its people | 11 | 12.885 | 0.9% |
| 59 | Animals related issues | 2 | 2.087 | 0.1% |
| 60 | High taxes | 11 | 11.176 | 0.7% |
| 61 | Trees cutting | 1 | 1.2 | 0.1% |
| 62 | Fuel related difficulties | 7 | 7.305 | 0.5% |
| 63 | Agrarian goods are too cheap, we cannot sell them | 9 | 10.005 | 0.7% |
| 67 | Highlands | 1 | 1.809 | 0.1% |
| 68 | Expensive fees for contract education | 3 | 3.62 | 0.2% |
| 69 | Grains shortage | 1 | 0.66 | 0.0% |
| 71 | Trees planting | 3 | 3.271 | 0.2% |
| 72 | Usually irregular supply of electricity | 23 | 22.873 | 1.5% |
| 73 | Central authorities aid to agriculture | 1 | 0.99 | 0.1% |
| 76 | Local authorities do not work properly | 2 | 1.534 | 0.1% |
| 77 | To shepherd live stock becomes problematic due to pastures | 5 | 4.865 | 0.3% |
| 78 | Public transport issues | 1 | 2.493 | 0.2% |
| 79 | To make people disciplined | 2 | 1.621 | 0.1% |
| 81 | High electricity charges | 7 | 6.106 | 0.4% |
| 82 | Irrigation water issue | 11 | 11.916 | 0.8% |
| 83 | Poor water running | 1 | 1.979 | 0.1% |
| 84 | Plants stand still/Industry does not function | 7 | 7.544 | 0.5% |
| 85 | Youth rearing | 3 | 5.068 | 0.3% |
| 86 | Humans rights not observed (violated) | 2 | 2.281 | 0.2% |
| 87 | Everything is translated into Kyrghyz language | 1 | 1.143 | 0.1% |
| 88 | Poor economy | 12 | 10.253 | 0.7% |
| 89 | No illumination in the street, dark in the evening | 7 | 9.147 | 0.6% |
| 90 | To open small businesses | 1 | 0.742 | 0.0% |
| 91 | Manuals shortage | 1 | 1.063 | 0.1% |
| 93 | To strengthen economy | 3 | 2.029 | 0.1% |
| 95 | Economy crisis | 5 | 6.943 | 0.5% |
| 96 | Interethnic conflict | 1 | 0.646 | 0.0% |
| 97 | Maternity house/hospital unavailable | 9 | 7.594 | 0.5% |
| 99 | Illumination | 1 | 0.718 | 0.0% |
| 100 | Sports clubs and circles are unavailable | 2 | 2.197 | 0.1% |
| 102 | Transport fares expensiveness | 4 | 5.972 | 0.4% |
| 103 | Water shortage | 18 | 15.481 | 1.0% |
| 104 | Many children without education | 1 | 1.447 | 0.1% |

File database_kyr (cont.)

#64 q22p_1: (Q22 Primary, 1st). In your opinion, what are the three most critical issues tha (cont.)

| Value (cont.) | Label | Cases | Weighted | Percentage (weighted) |
|---------------|--|-------|----------|-----------------------|
| 105 | Industrial raw material is sold at cheap prices | 1 | 1.181 | 0.1% |
| 106 | Agriculture issues | 4 | 3.818 | 0.3% |
| 108 | The youth unemployment | 49 | 43.347 | 2.9% |
| 110 | Incompetent power organs | 5 | 5.728 | 0.4% |
| 111 | Dirty streets | 17 | 17.686 | 1.2% |
| 114 | Low wages | 28 | 29.703 | 2.0% |
| 117 | No easy to do commerce | 1 | 0.577 | 0.0% |
| 118 | Land shortage | 8 | 7.328 | 0.5% |
| 120 | To educate children in universities one should have connecti | 1 | 1.143 | 0.1% |
| 123 | High wetness of soil, under ground waters | 6 | 3.805 | 0.3% |
| 124 | Present deputies are good for nothing | 1 | 0.801 | 0.1% |
| 125 | Low level of education | 3 | 3.823 | 0.3% |
| 126 | Expensive municipal services | 2 | 1.471 | 0.1% |
| 129 | Expensive medical services | 1 | 0.76 | 0.1% |
| 131 | Land issues | 9 | 8.189 | 0.5% |
| 132 | Staff issue | 1 | 0.973 | 0.1% |
| 133 | High equipment rent | 1 | 0.613 | 0.0% |
| 135 | Youth issues | 2 | 1.762 | 0.1% |
| 137 | Roofs' conditions, repair of roofs | 1 | 0.674 | 0.0% |
| 138 | Motorways overloaded with traffic | 1 | 0.79 | 0.1% |
| 140 | Water resources division | 1 | 1.402 | 0.1% |
| 141 | Problematic to find employment | 2 | 2.442 | 0.2% |
| 144 | Vacancies shortage in terms of specialties | 1 | 1.01 | 0.1% |
| 145 | Development of villages | 4 | 4.481 | 0.3% |
| 146 | Impunity for those who break traffic rules | 1 | 0.79 | 0.1% |
| 148 | The city is far away | 1 | 0.678 | 0.0% |
| 149 | Low housing-municipal services level | 2 | 1.312 | 0.1% |
| 150 | Preventive measures against mice and rats | 1 | 0.79 | 0.1% |
| 151 | Leisure is not organized (leisure issue) | 4 | 4.489 | 0.3% |
| 153 | Low level of public health services | 3 | 1.359 | 0.1% |
| 156 | Power re-make | 1 | 1.713 | 0.1% |
| 158 | The future | 1 | 1.355 | 0.1% |
| 164 | Borders integrity | 1 | 0.635 | 0.0% |
| 166 | Idleness | 1 | 0.623 | 0.0% |
| 167 | Unemployment benefit unavailable | 1 | 0.889 | 0.1% |
| 169 | Drugs sales | 2 | 2.764 | 0.2% |
| 170 | AIDS | 2 | 2.033 | 0.1% |
| 174 | To increase the number of farming processing enterprizes | 1 | 0.533 | 0.0% |
| 175 | Youth leaves villages | 1 | 0.55 | 0.0% |
| 177 | Religious groups | 1 | 0.264 | 0.0% |
| 178 | Low health care level | 1 | 0.533 | 0.0% |
| 180 | Mafia | 2 | 1.066 | 0.1% |

File database_kyr (cont.)

#64 q22p_1: (Q22 Primary, 1st). In your opinion, what are the three most critical issues tha (cont.)

| Value (cont.) | Label | Cases | Weighted | Percentage (weighted) |
|---------------|--|-------|----------|-----------------------|
| 182 | Security of people | 4 | 4.284 | 0.3% |
| 183 | To install canals(for water) | 2 | 1.6 | 0.1% |
| 184 | Kindergarten unavailable | 4 | 2.905 | 0.2% |
| 187 | No bridge | 1 | 1.204 | 0.1% |
| 188 | Moral degradation | 1 | 0.55 | 0.0% |
| 190 | Schools unavailable (or far off) | 4 | 4.044 | 0.3% |
| 191 | Expensive fuel | 2 | 1.901 | 0.1% |
| 192 | Illegal spirits sale | 1 | 0.8 | 0.1% |
| 193 | Disorders | 3 | 2.311 | 0.2% |
| 196 | Youth is not employed (as has no no working experience) | 1 | 1.649 | 0.1% |
| 207 | No sport development | 2 | 1.39 | 0.1% |
| 212 | Large expenditures for various events (wedding parties, fune | 1 | 0.749 | 0.0% |
| 215 | No TV tower (Kyrgyz teleradio) | 1 | 1.505 | 0.1% |
| 216 | Natural cataclysms | 2 | 2.408 | 0.2% |
| 217 | Kampir-abad water reservoir is over flooded | 2 | 1.361 | 0.1% |
| 218 | People`s issues should be solved timely | 1 | 0.545 | 0.0% |
| 220 | Animals` vaccination | 2 | 1.634 | 0.1% |
| 221 | Consumer services as before no longer exist | 1 | 0.817 | 0.1% |
| 226 | The environment | 1 | 1.033 | 0.1% |
| 228 | Many taxes | 1 | 1.312 | 0.1% |
| 229 | Elections to local power bodies | 1 | 0.776 | 0.1% |
| 231 | Life in a village becomes harder | 1 | 1.312 | 0.1% |
| 235 | The centre is far off | 2 | 2.107 | 0.1% |
| 237 | Kyrgyz language introduction issue | 1 | 0.745 | 0.0% |
| 238 | Rural paramedic point (feldshersko-akusherski punkt) | 1 | 0.602 | 0.0% |
| 241 | Unjust land division | 3 | 2.038 | 0.1% |
| 246 | Youth centre | 1 | 0.545 | 0.0% |
| 247 | Qualified veterinary unavailable | 1 | 0.339 | 0.0% |
| 249 | Shortage of teachers | 1 | 1.017 | 0.1% |
| 252 | The club`s repair | 1 | 0.649 | 0.0% |
| 253 | Orphanages | 1 | 1.694 | 0.1% |
| 260 | Children`s infections | 1 | 1.447 | 0.1% |
| 264 | Subterranean canals for clean water | 1 | 0.533 | 0.0% |
| 267 | The waste from gold mining plant "Makmaya" | 2 | 1.391 | 0.1% |
| 269 | Motorways remoteness | 1 | 1.113 | 0.1% |
| 270 | Fire wood | 1 | 0.999 | 0.1% |
| 272 | Youth criminality | 1 | 0.747 | 0.0% |
| 274 | Lands have been allocated, but cultivation is very expensive | 1 | 0.678 | 0.0% |
| 276 | To renovate the bridge | 1 | 1.204 | 0.1% |
| 278 | Youth (teenagers) alcoholism | 2 | 1.664 | 0.1% |

File database_kyr (cont.)

#64 q22p_1: (Q22 Primary, 1st). In your opinion, what are the three most critical issues tha (cont.)

| Value (cont.) | Label | Cases | Weighted | Percentage (weighted) |
|---------------|--|-------|----------|-----------------------|
| 279 | Crimes are not detected, which has to do with corruption | 1 | 0.762 | 0.1% |
| 280 | It's getting harder to live in a village | 1 | 1.312 | 0.1% |
| 281 | To appreciate the people's labour | 1 | 1.856 | 0.1% |
| 997 | No problems | 11 | 11.363 | 0.8% |
| 998 | NO RESPONSE | 11 | 8.423 | 0.6% |
| 999 | DO NOT KNOW | 13 | 12.848 | 0.9% |

#65 q22p_2: (Q22 Primary, 2nd). In your opinion, what are the three most critical issues tha

| Information | [type=discrete] [format=numeric] [valid=1317] [valid(weighted)=1319.782] [range=1-282] | | | |
|-------------------------|--|-------|----------|-----------------------|
| Literal question | In your opinion, what are the three most critical issues that people in your village/city faces today? | | | |
| Security | Public | | | |
| Value | Label | Cases | Weighted | Percentage (weighted) |
| 1 | Salary delays | 4 | 3.221 | 0.2% |
| 2 | Inflation | 13 | 13.95 | 1.1% |
| 3 | Unemployment | 143 | 140.902 | 10.7% |
| 4 | Goods prices` growth, expensiveness | 25 | 25.882 | 2.0% |
| 5 | Money shortage | 31 | 32.811 | 2.5% |
| 6 | Corruption, bribery | 39 | 43.15 | 3.3% |
| 7 | Abuse of power by police | 3 | 2.841 | 0.2% |
| 8 | Alcoholism | 25 | 23.105 | 1.8% |
| 9 | Commercial sex | 4 | 4.793 | 0.4% |
| 10 | Anarchy | 2 | 1.048 | 0.1% |
| 11 | Unavailability of clean drinkable water | 59 | 56.129 | 4.3% |
| 12 | Poor condition of motorways | 67 | 71.681 | 5.4% |
| 13 | Gas unavailable | 11 | 12.955 | 1.0% |
| 14 | Poverty | 50 | 48.87 | 3.7% |
| 15 | Kindergarten issue | 4 | 3.331 | 0.3% |
| 16 | Electricity unavailable/irregular supply | 48 | 54.73 | 4.1% |
| 18 | Customs control passing | 3 | 2.82 | 0.2% |
| 19 | Low living standards | 10 | 11.896 | 0.9% |
| 20 | Heating, hot water unavailable | 6 | 5.616 | 0.4% |
| 21 | Criminality | 27 | 25.336 | 1.9% |
| 22 | Drugs addiction | 17 | 16.174 | 1.2% |
| 23 | Schools` deteriorating condition (maintenance needed) | 9 | 8.921 | 0.7% |
| 24 | Ecology | 6 | 4.59 | 0.3% |
| 25 | Exhausted soil | 1 | 1.122 | 0.1% |
| 26 | Transport issues | 29 | 39.758 | 3.0% |
| 27 | Garbage, garbage transportation | 12 | 10.747 | 0.8% |
| 28 | Terrorism | 6 | 4.747 | 0.4% |
| 29 | Telephone unavailability | 6 | 5.403 | 0.4% |

File database_kyr (cont.)

#65 q22p_2: (Q22 Primary, 2nd). In your opinion, what are the three most critical issues tha (cont.)

| Value (cont.) | Label | Cases | Weighted | Percentage (weighted) |
|---------------|--|-------|----------|-----------------------|
| 30 | Bath house unavailable | 3 | 3.033 | 0.2% |
| 31 | Water pipeline unavailable | 6 | 5.689 | 0.4% |
| 32 | Theft | 28 | 26.614 | 2.0% |
| 34 | Coal problem | 7 | 5.473 | 0.4% |
| 36 | Delay of pensions, children`s` allowances | 15 | 13.531 | 1.0% |
| 37 | Pensioners/handicapped do not get aid (little attention to t | 2 | 1.516 | 0.1% |
| 38 | Health of the population | 7 | 8.023 | 0.6% |
| 41 | Works low paid | 17 | 16.676 | 1.3% |
| 43 | Cotton price decrease (cheap cotton) | 8 | 8.797 | 0.7% |
| 44 | Low pensions/allowances | 28 | 23.862 | 1.8% |
| 45 | Poor harvest | 1 | 0.781 | 0.1% |
| 46 | Equipment shortage | 24 | 24.788 | 1.9% |
| 47 | Poor harvest | 1 | 1.476 | 0.1% |
| 48 | School issues | 4 | 5.4 | 0.4% |
| 51 | Expensive benzene (fuel) | 3 | 2.101 | 0.2% |
| 52 | Water supply | 7 | 6.518 | 0.5% |
| 54 | Housing issues | 2 | 1.294 | 0.1% |
| 55 | Conflicts | 1 | 1.302 | 0.1% |
| 56 | Poor living standards | 2 | 1.211 | 0.1% |
| 57 | Hard to provide for the whole family | 3 | 3.616 | 0.3% |
| 58 | Government does not take care about its people | 7 | 7.697 | 0.6% |
| 60 | High taxes | 11 | 12.38 | 0.9% |
| 61 | Trees cutting | 1 | 1.085 | 0.1% |
| 62 | Fuel related difficulties | 8 | 8.02 | 0.6% |
| 63 | Agrarian goods are too cheap, we cannot sell them | 13 | 10.807 | 0.8% |
| 64 | Rural administration malfunction | 3 | 3.958 | 0.3% |
| 65 | Infectious diseases | 1 | 1.447 | 0.1% |
| 66 | Heaps of shops: youth is drinking from morning till night an | 1 | 1.979 | 0.1% |
| 68 | Expensive fees for contract education | 12 | 12.477 | 0.9% |
| 70 | Diseases of domestic animals, of live stock | 3 | 3.516 | 0.3% |
| 71 | Trees planting | 3 | 3.662 | 0.3% |
| 72 | Usually irregular supply of electricity | 24 | 23.143 | 1.8% |
| 73 | Central authorities aid to agriculture | 1 | 0.66 | 0.1% |
| 74 | To grant people with credits without interest rates | 2 | 1.649 | 0.1% |
| 76 | Local authorities do not work properly | 1 | 0.973 | 0.1% |
| 77 | To shepherd live stock becomes problematic due to pastures` | 1 | 1.622 | 0.1% |
| 78 | Public transport issues | 2 | 2.459 | 0.2% |
| 80 | To construct a mosque in the village | 1 | 0.649 | 0.0% |
| 81 | High electricity charges | 10 | 9.852 | 0.7% |
| 82 | Irrigation water issue | 15 | 16.234 | 1.2% |

File database_kyr (cont.)

#65 q22p_2: (Q22 Primary, 2nd). In your opinion, what are the three most critical issues tha (cont.)

| Value (cont.) | Label | Cases | Weighted | Percentage (weighted) |
|---------------|--|-------|----------|-----------------------|
| 84 | Plants stand still/Industry does not function | 7 | 7.541 | 0.6% |
| 85 | Youth rearing | 2 | 2.311 | 0.2% |
| 88 | Poor economy | 21 | 24.395 | 1.8% |
| 89 | No illumination in the street, dark in the evening | 2 | 2.253 | 0.2% |
| 90 | To open small businesses | 1 | 1.055 | 0.1% |
| 91 | Manuals shortage | 5 | 6.456 | 0.5% |
| 93 | To strengthen economy | 4 | 4.594 | 0.3% |
| 94 | Number of children-orphans increased | 1 | 0.969 | 0.1% |
| 95 | Economy crisis | 6 | 5.229 | 0.4% |
| 96 | Interethnic conflict | 1 | 1.519 | 0.1% |
| 97 | Maternity house/hospital unavailable | 8 | 5.676 | 0.4% |
| 100 | Sports clubs and circles are unavailable | 2 | 1.172 | 0.1% |
| 101 | Humanitarian aid unavailable | 1 | 0.921 | 0.1% |
| 102 | Transport fares expensiveness | 6 | 8.142 | 0.6% |
| 103 | Water shortage | 14 | 11.375 | 0.9% |
| 104 | Many children without education | 1 | 0.59 | 0.0% |
| 106 | Agriculture issues | 3 | 4.172 | 0.3% |
| 107 | Cotton cheap prices | 1 | 0.886 | 0.1% |
| 108 | The youth unemployment | 23 | 21.765 | 1.6% |
| 109 | Extremist groups | 3 | 3.166 | 0.2% |
| 110 | Incompetent power organs | 7 | 7.559 | 0.6% |
| 111 | Dirty streets | 12 | 10.776 | 0.8% |
| 112 | Many street children (homeless) | 4 | 5.952 | 0.5% |
| 113 | Expensive kindergartens fees | 1 | 0.762 | 0.1% |
| 114 | Low wages | 35 | 32.133 | 2.4% |
| 115 | Cruelty of people towards each other | 2 | 1.757 | 0.1% |
| 118 | Land shortage | 6 | 6.002 | 0.5% |
| 119 | Children`s playing grounds issues | 2 | 1.961 | 0.1% |
| 122 | Sewage unavailable | 2 | 2.342 | 0.2% |
| 125 | Low level of education | 6 | 5.323 | 0.4% |
| 126 | Expensive municipal services | 6 | 6.028 | 0.5% |
| 127 | Health care issues | 1 | 0.718 | 0.1% |
| 128 | Free time shortage | 1 | 1.435 | 0.1% |
| 129 | Expensive medical services | 5 | 6.017 | 0.5% |
| 130 | No live stock | 1 | 1.227 | 0.1% |
| 131 | Land issues | 8 | 6.764 | 0.5% |
| 132 | Staff issue | 4 | 2.841 | 0.2% |
| 133 | High equipment rent | 2 | 2.147 | 0.2% |
| 134 | Social issues, provision | 7 | 5.853 | 0.4% |
| 135 | Youth issues | 9 | 8.053 | 0.6% |
| 139 | Hooligans | 6 | 5.287 | 0.4% |
| 140 | Water resources division | 1 | 0.561 | 0.0% |
| 141 | Problematic to find employment | 3 | 3.4 | 0.3% |

File database_kyr (cont.)

#65 q22p_2: (Q22 Primary, 2nd). In your opinion, what are the three most critical issues tha (cont.)

| Value (cont.) | Label | Cases | Weighted | Percentage (weighted) |
|---------------|---|-------|----------|-----------------------|
| 143 | City ill developed | 3 | 1.525 | 0.1% |
| 145 | Development of villages | 2 | 2.867 | 0.2% |
| 146 | Impunity for those who break traffic rules | 1 | 1.94 | 0.1% |
| 147 | Humiliation by customs staff | 1 | 0.561 | 0.0% |
| 149 | Low housing-municipal services level | 1 | 0.685 | 0.1% |
| 151 | Leisure is not organized (leisure issue) | 1 | 0.79 | 0.1% |
| 152 | Client's overcharge in terms of money and in food weight in | 2 | 3.61 | 0.3% |
| 153 | Low level of public health services | 7 | 7.956 | 0.6% |
| 155 | Low culture | 5 | 5.658 | 0.4% |
| 157 | Expensive medicaments | 3 | 2.471 | 0.2% |
| 159 | Uncertainty in tomorrow | 1 | 1.077 | 0.1% |
| 160 | Struggle for power | 1 | 0.686 | 0.1% |
| 161 | Provision of children | 1 | 0.718 | 0.1% |
| 162 | Registration | 1 | 0.718 | 0.1% |
| 163 | Expensive food prices | 5 | 6.763 | 0.5% |
| 166 | Idleness | 1 | 0.623 | 0.0% |
| 167 | Unemployment benefit unavailable | 3 | 1.779 | 0.1% |
| 168 | Irregular gas supply | 3 | 3.011 | 0.2% |
| 169 | Drugs sales | 2 | 0.857 | 0.1% |
| 171 | Bureaucrats' hypocrisy | 1 | 0.767 | 0.1% |
| 172 | Infrastructure | 1 | 0.384 | 0.0% |
| 173 | Ideological, cultural, sports centre unavailable | 1 | 0.533 | 0.0% |
| 178 | Low health care level | 1 | 0.961 | 0.1% |
| 179 | Bureaucracy | 1 | 1.226 | 0.1% |
| 181 | Groups | 1 | 0.799 | 0.1% |
| 184 | Kindergarten unavailable | 1 | 0.8 | 0.1% |
| 185 | No respect towards each other | 1 | 1.033 | 0.1% |
| 186 | No possibility to sell farming goods | 2 | 1.583 | 0.1% |
| 189 | Expensive gas | 1 | 0.55 | 0.0% |
| 190 | Schools unavailable (or far off) | 2 | 2.944 | 0.2% |
| 191 | Expensive fuel | 1 | 0.749 | 0.1% |
| 193 | Disorders | 3 | 2.306 | 0.2% |
| 194 | Internet unavailable | 1 | 0.8 | 0.1% |
| 198 | Conflicts with neighbours | 1 | 0.8 | 0.1% |
| 199 | Banks bankruptcy | 1 | 1.552 | 0.1% |
| 202 | House of culture unavailable | 2 | 2.313 | 0.2% |
| 203 | Few TV channels | 1 | 1.6 | 0.1% |
| 204 | Poor radio transmission | 1 | 1.2 | 0.1% |
| 205 | Land plots division issue | 1 | 0.742 | 0.1% |
| 206 | Time shortage for private life | 1 | 0.334 | 0.0% |
| 207 | No sport development | 1 | 1.444 | 0.1% |
| 208 | Weapons sales | 1 | 0.527 | 0.0% |

File database_kyr (cont.)

#65 q22p_2: (Q22 Primary, 2nd). In your opinion, what are the three most critical issues tha (cont.)

| Value (cont.) | Label | Cases | Weighted | Percentage (weighted) |
|---------------|---|-------|----------|-----------------------|
| 209 | Inadequate health care reform | 1 | 0.791 | 0.1% |
| 210 | Religious traditions require large expenditures | 1 | 0.999 | 0.1% |
| 211 | Disorders | 2 | 1.8 | 0.1% |
| 212 | Large expenditures for various events (wedding parties, funerals) | 1 | 1.249 | 0.1% |
| 213 | Buildings void of aesthetic aspect | 1 | 1.164 | 0.1% |
| 214 | Repair of parks and places of recreation | 1 | 0.776 | 0.1% |
| 215 | No TV tower (Kyrgyz teleradio) | 1 | 1.204 | 0.1% |
| 216 | Natural cataclysms | 1 | 0.903 | 0.1% |
| 217 | Kampir-abad water reservoir is over flooded | 1 | 0.545 | 0.0% |
| 218 | People's issues should be solved timely | 1 | 0.817 | 0.1% |
| 221 | Consumer services as before no longer exist | 4 | 2.995 | 0.2% |
| 222 | There's no communication with Bishkek | 2 | 2.408 | 0.2% |
| 223 | Floods | 2 | 1.204 | 0.1% |
| 227 | Insufficient amount of lands for farming | 4 | 4.984 | 0.4% |
| 230 | A correct state policy with neighboring countries | 1 | 0.641 | 0.0% |
| 232 | Mortality rate is augmenting | 1 | 2.099 | 0.2% |
| 234 | People are lost in the market economy | 1 | 1.281 | 0.1% |
| 235 | The centre is far off | 1 | 1.204 | 0.1% |
| 236 | Inconsiderateness of seniors | 1 | 0.372 | 0.0% |
| 243 | Many things are done by protection | 1 | 0.8 | 0.1% |
| 244 | In rural locations no preventive measures are taken against | 2 | 1.361 | 0.1% |
| 245 | To organize a consumer services center in rural locations | 2 | 1.089 | 0.1% |
| 246 | Youth centre | 1 | 0.817 | 0.1% |
| 250 | A shortage of physicians | 1 | 1.017 | 0.1% |
| 251 | A hospital is far off | 1 | 0.678 | 0.1% |
| 255 | Cattle-breeding development | 1 | 0.835 | 0.1% |
| 256 | Insufficient means for land cultivation | 3 | 2.406 | 0.2% |
| 258 | Life difficulties | 1 | 1.002 | 0.1% |
| 259 | Expensive fuel | 5 | 4.6 | 0.3% |
| 266 | To reduce agrarian goods' process | 1 | 1.067 | 0.1% |
| 267 | The waste from gold mining plant "Makmaya" | 1 | 0.835 | 0.1% |
| 268 | Radiation damages people's health | 1 | 0.835 | 0.1% |
| 273 | International terrorism | 2 | 1.434 | 0.1% |
| 275 | A sense of vulnerability | 1 | 1.117 | 0.1% |
| 282 | Bad address at the immigration's | 1 | 0.635 | 0.0% |
| Sysmiss | | 183 | 180.218 | |

File database_kyr (cont.)

#66 q22p_3: (Q22 Primary, 3rd). In your opinion, what are the three most critical issues tha

| Information | [type=discrete] [format=numeric] [valid=871] [valid(weighted)=879.097] [range=1-278] | | | |
|------------------|--|-------|----------|-----------------------|
| Literal question | In your opinion, what are the three most critical issues that people in your village/city faces today? | | | |
| Security | Public | | | |
| Value | Label | Cases | Weighted | Percentage (weighted) |
| 1 | Salary delays | 5 | 6.515 | 0.7% |
| 2 | Inflation | 10 | 12.174 | 1.4% |
| 3 | Unemployment | 103 | 91.866 | 10.4% |
| 4 | Goods prices` growth, expensiveness | 15 | 18.478 | 2.1% |
| 5 | Money shortage | 9 | 6.986 | 0.8% |
| 6 | Corruption, bribery | 35 | 32.369 | 3.7% |
| 7 | Abuse of power by police | 2 | 2.988 | 0.3% |
| 8 | Alcoholism | 23 | 25.015 | 2.8% |
| 9 | Commercial sex | 10 | 9.135 | 1.0% |
| 10 | Anarchy | 2 | 2.241 | 0.3% |
| 11 | Unavailability of clean drinkable water | 33 | 37.318 | 4.2% |
| 12 | Poor condition of motorways | 29 | 33.168 | 3.8% |
| 13 | Gas unavailable | 5 | 6.346 | 0.7% |
| 14 | Poverty | 32 | 33.065 | 3.8% |
| 15 | Kindergarten issue | 1 | 1.067 | 0.1% |
| 16 | Electricity unavailable/irregular supply | 24 | 28.99 | 3.3% |
| 17 | Lawlessness | 1 | 0.79 | 0.1% |
| 19 | Low living standards | 8 | 7.482 | 0.9% |
| 20 | Heating, hot water unavailable | 1 | 0.55 | 0.1% |
| 21 | Criminality | 22 | 22.303 | 2.5% |
| 22 | Drugs addiction | 10 | 8.041 | 0.9% |
| 23 | Schools` deteriorating condition (maintenance needed) | 8 | 7.41 | 0.8% |
| 24 | Ecology | 7 | 7.781 | 0.9% |
| 25 | Exhausted soil | 1 | 0.628 | 0.1% |
| 26 | Transport issues | 12 | 14.323 | 1.6% |
| 27 | Garbage, garbage transportation | 8 | 10.282 | 1.2% |
| 28 | Terrorism | 5 | 6.069 | 0.7% |
| 29 | Telephone unavailability | 3 | 3.415 | 0.4% |
| 30 | Bath house unavailable | 7 | 5.541 | 0.6% |
| 31 | Water pipeline unavailable | 6 | 5.19 | 0.6% |
| 32 | Theft | 9 | 7.475 | 0.9% |
| 33 | Young people deceive each other (lack of morality) | 2 | 1.956 | 0.2% |
| 34 | Coal problem | 2 | 4.107 | 0.5% |
| 35 | Children`s allowances unavailable | 2 | 2.027 | 0.2% |
| 36 | Delay of pensions, children`s` allowances | 1 | 1.335 | 0.2% |
| 37 | Pensioners/handicapped do not get aid (little attention to t | 6 | 6.661 | 0.8% |
| 38 | Health of the population | 1 | 1.139 | 0.1% |
| 39 | Poor life | 1 | 0.655 | 0.1% |

File database_kyr (cont.)

#66 q22p_3: (Q22 Primary, 3rd). In your opinion, what are the three most critical issues tha (cont.)

| Value (cont.) | Label | Cases | Weighted | Percentage (weighted) |
|---------------|---|-------|----------|-----------------------|
| 41 | Works low paid | 7 | 6.367 | 0.7% |
| 42 | Many good people leave abroad for better life | 2 | 2.452 | 0.3% |
| 43 | Cotton price decrease (cheap cotton) | 3 | 4.185 | 0.5% |
| 44 | Low pensions/allowances | 25 | 21.557 | 2.5% |
| 46 | Equipment shortage | 16 | 14.736 | 1.7% |
| 48 | School issues | 9 | 12.453 | 1.4% |
| 49 | Judiciary system | 1 | 1.181 | 0.1% |
| 50 | Salaries delay | 4 | 3.522 | 0.4% |
| 51 | Expensive benzene (fuel) | 2 | 1.791 | 0.2% |
| 52 | Water supply | 4 | 3.9 | 0.4% |
| 53 | Cannot take mini credits on advantageous terms (credits are | 1 | 0.92 | 0.1% |
| 54 | Housing issues | 3 | 2.851 | 0.3% |
| 58 | Government does not take care about its people | 8 | 4.501 | 0.5% |
| 60 | High taxes | 11 | 12.015 | 1.4% |
| 62 | Fuel related difficulties | 6 | 6.797 | 0.8% |
| 63 | Agrarian goods are too cheap, we cannot sell them | 13 | 13.864 | 1.6% |
| 68 | Expensive fees for contract education | 6 | 6.41 | 0.7% |
| 70 | Diseases of domestic animals, of live stock | 1 | 0.817 | 0.1% |
| 71 | Trees planting | 1 | 0.8 | 0.1% |
| 72 | Usually irregular supply of electricity | 11 | 10.029 | 1.1% |
| 75 | To elect a worthy administration | 1 | 0.99 | 0.1% |
| 76 | Local authorities do not work properly | 2 | 2.128 | 0.2% |
| 77 | To shepherd live stock becomes problematic due to pastures` | 3 | 1.633 | 0.2% |
| 78 | Public transport issues | 3 | 3.207 | 0.4% |
| 80 | To construct a mosque in the village | 1 | 0.66 | 0.1% |
| 81 | High electricity charges | 7 | 6.122 | 0.7% |
| 82 | Irrigation water issue | 3 | 3.586 | 0.4% |
| 84 | Plants stand still/Industry does not function | 4 | 3.527 | 0.4% |
| 85 | Youth rearing | 5 | 4.961 | 0.6% |
| 86 | Humans rights not observed (violated) | 1 | 0.762 | 0.1% |
| 88 | Poor economy | 17 | 16.156 | 1.8% |
| 89 | No illumination in the street, dark in the evening | 6 | 5.86 | 0.7% |
| 90 | To open small businesses | 1 | 0.969 | 0.1% |
| 91 | Manuals shortage | 2 | 3.135 | 0.4% |
| 92 | Children do not attend school | 1 | 1.905 | 0.2% |
| 94 | Number of children-orphans increased | 1 | 1.897 | 0.2% |
| 95 | Economy crisis | 4 | 4.592 | 0.5% |
| 96 | Interethnic conflict | 2 | 1.371 | 0.2% |
| 97 | Maternity house/hospital unavailable | 2 | 3.243 | 0.4% |
| 98 | Medical aid/staff unavailable | 2 | 1.904 | 0.2% |

File database_kyr (cont.)

#66 q22p_3: (Q22 Primary, 3rd). In your opinion, what are the three most critical issues tha (cont.)

| Value (cont.) | Label | Cases | Weighted | Percentage (weighted) |
|---------------|--|-------|----------|-----------------------|
| 100 | Sports clubs and circles are unavailable | 3 | 2.461 | 0.3% |
| 101 | Humanitarian aid unavailable | 2 | 1.38 | 0.2% |
| 102 | Transport fares expensiveness | 3 | 2.533 | 0.3% |
| 103 | Water shortage | 5 | 4.316 | 0.5% |
| 106 | Agriculture issues | 1 | 1.067 | 0.1% |
| 107 | Cotton cheap prices | 1 | 0.742 | 0.1% |
| 108 | The youth unemployment | 19 | 21.993 | 2.5% |
| 109 | Extremist groups | 4 | 4.432 | 0.5% |
| 110 | Incompetent power organs | 3 | 3.315 | 0.4% |
| 111 | Dirty streets | 7 | 8.972 | 1.0% |
| 112 | Many street children (homeless) | 2 | 1.902 | 0.2% |
| 114 | Low wages | 10 | 10.368 | 1.2% |
| 115 | Cruelty of people towards each other | 1 | 0.961 | 0.1% |
| 116 | Nothing is sacred for youth | 1 | 1.143 | 0.1% |
| 118 | Land shortage | 2 | 1.278 | 0.1% |
| 122 | Sewage unavailable | 1 | 0.316 | 0.0% |
| 123 | High wetness of soil, under ground waters | 4 | 3.946 | 0.4% |
| 125 | Low level of education | 5 | 3.718 | 0.4% |
| 126 | Expensive municipal services | 6 | 5.887 | 0.7% |
| 127 | Health care issues | 1 | 1.077 | 0.1% |
| 129 | Expensive medical services | 7 | 8.874 | 1.0% |
| 131 | Land issues | 5 | 5.216 | 0.6% |
| 133 | High equipment rent | 1 | 0.613 | 0.1% |
| 134 | Social issues, provision | 4 | 3.384 | 0.4% |
| 135 | Youth issues | 4 | 2.081 | 0.2% |
| 136 | Poor foodstuff quality | 1 | 0.79 | 0.1% |
| 139 | Hooligans | 2 | 3.084 | 0.4% |
| 142 | Store department unavailable | 4 | 3.611 | 0.4% |
| 145 | Development of villages | 1 | 1.114 | 0.1% |
| 146 | Impunity for those who break traffic rules | 2 | 2.716 | 0.3% |
| 148 | The city is far away | 1 | 0.324 | 0.0% |
| 149 | Low housing-municipal services level | 2 | 1.695 | 0.2% |
| 150 | Preventive measures against mice and rats | 1 | 0.409 | 0.0% |
| 151 | Leisure is not organized (leisure issue) | 4 | 3.116 | 0.4% |
| 154 | Smoking | 1 | 1.028 | 0.1% |
| 155 | Low culture | 3 | 2 | 0.2% |
| 157 | Expensive medicaments | 1 | 0.686 | 0.1% |
| 158 | The future | 2 | 1.785 | 0.2% |
| 163 | Expensive food prices | 6 | 4.572 | 0.5% |
| 165 | Expensive land | 1 | 0.76 | 0.1% |
| 168 | Irregular gas supply | 2 | 2.76 | 0.3% |
| 169 | Drugs sales | 4 | 2.966 | 0.3% |
| 170 | AIDS | 1 | 0.948 | 0.1% |
| 173 | Ideological, cultural, sports centre | 1 | 1.348 | 0.2% |

File database_kyr (cont.)

#66 q22p_3: (Q22 Primary, 3rd). In your opinion, what are the three most critical issues tha (cont.)

| Value (cont.) | Label | Cases | Weighted | Percentage (weighted) |
|---------------|--|-------|----------|-----------------------|
| | unavailable | | | |
| 175 | Youth leaves villages | 1 | 0.999 | 0.1% |
| 176 | Pastures shortage | 1 | 0.749 | 0.1% |
| 177 | Religious groups | 1 | 1.319 | 0.2% |
| 178 | Low health care level | 1 | 0.775 | 0.1% |
| 179 | Bureaucracy | 1 | 1.281 | 0.1% |
| 181 | Groups | 1 | 0.533 | 0.1% |
| 182 | Security of people | 1 | 1.6 | 0.2% |
| 184 | Kindergarten unavailable | 3 | 2.533 | 0.3% |
| 185 | No respect towards each other | 1 | 1.599 | 0.2% |
| 187 | No bridge | 1 | 0.533 | 0.1% |
| 190 | Schools unavailable (or far off) | 3 | 3.96 | 0.5% |
| 191 | Expensive fuel | 2 | 0.508 | 0.1% |
| 192 | Illegal spirits sale | 1 | 0.533 | 0.1% |
| 193 | Disorders | 2 | 2.345 | 0.3% |
| 195 | To protect young mothers | 2 | 2.373 | 0.3% |
| 196 | Youth is not employed (as has no no working experience) | 1 | 0.577 | 0.1% |
| 197 | Deceit is everywhere | 1 | 0.791 | 0.1% |
| 200 | Winter preparation | 1 | 2 | 0.2% |
| 202 | House of culture unavailable | 3 | 2.86 | 0.3% |
| 203 | Few TV channels | 1 | 1.2 | 0.1% |
| 204 | Poor radio transmission | 1 | 1.6 | 0.2% |
| 207 | No sport development | 1 | 1.444 | 0.2% |
| 211 | Disorders | 2 | 2.473 | 0.3% |
| 218 | People`s issues should be solved timely | 1 | 0.545 | 0.1% |
| 219 | No ideology | 1 | 0.545 | 0.1% |
| 222 | There`s no communication with Bishkek | 1 | 0.602 | 0.1% |
| 223 | Floods | 1 | 0.903 | 0.1% |
| 224 | No honest people | 2 | 1.989 | 0.2% |
| 225 | It`s difficult to trade in Uzbekistan | 1 | 0.602 | 0.1% |
| 228 | Many taxes | 2 | 2.623 | 0.3% |
| 233 | Power abuse by authorities | 1 | 1.58 | 0.2% |
| 234 | People are lost in the market economy | 1 | 0.961 | 0.1% |
| 239 | No information access, we have no idea what is going on in t | 1 | 0.745 | 0.1% |
| 240 | To get free from debts | 1 | 0.817 | 0.1% |
| 242 | Isolation | 1 | 0.817 | 0.1% |
| 245 | To organize a consumer services center in rural locations | 2 | 2.178 | 0.2% |
| 248 | Inadequate assortment of medicaments in a pharmacy | 1 | 0.339 | 0.0% |
| 249 | Shortage of teachers | 1 | 2.711 | 0.3% |
| 251 | A hospital is far off | 1 | 1.355 | 0.2% |
| 256 | Insufficient means for land cultivation | 1 | 0.742 | 0.1% |

File database_kyr (cont.)

#66 q22p_3: (Q22 Primary, 3rd). In your opinion, what are the three most critical issues tha (cont.)

| Value (cont.) | Label | Cases | Weighted | Percentage (weighted) |
|---------------|---|-------|----------|-----------------------|
| 257 | Employment according to specialty unavailable | 1 | 0.674 | 0.1% |
| 259 | Expensive fuel | 5 | 7.634 | 0.9% |
| 263 | Injustice | 4 | 3.627 | 0.4% |
| 265 | Medical aid | 1 | 0.533 | 0.1% |
| 271 | Drugs addiction is spread among teenagers | 1 | 0.593 | 0.1% |
| 278 | Youth (teenagers) alcoholism | 1 | 1.077 | 0.1% |
| Sysmiss | | 629 | 620.903 | |

#67 q22_1: (Q22 Secondary, 1st). In your opinion, what are the three most critical issues t

| Information | [type=discrete] [format=numeric] [valid=1500] [valid(weighted)=1500] [range=1-99] | | | |
|-------------------------|--|-------|----------|-----------------------|
| Literal question | In your opinion, what are the three most critical issues that people in your village/city faces today? | | | |
| Security | Public | | | |
| Value | Label | Cases | Weighted | Percentage (weighted) |
| 1 | Unemployment, unavailability, shortage or instability of vac | 401 | 409.76 | 27.3% |
| 2 | Drinkable water shortage and unstable supply, its inadequate | 151 | 152.228 | 10.1% |
| 3 | Poverty - high prices for food and services, housing shorta | 156 | 151.588 | 10.1% |
| 4 | Housing conditions, low quality and shortage of municipal an | 66 | 64.459 | 4.3% |
| 5 | Electricity supply interruption or electricity absence and h | 96 | 98.317 | 6.6% |
| 6 | Low wages, pensions and allowances, delay in their payments | 137 | 131.758 | 8.8% |
| 7 | Inadequate ecological state, sanitation and protection again | 59 | 56.94 | 3.8% |
| 8 | Farming and cattle breeding issues, shortage of water and la | 93 | 90.782 | 6.1% |
| 9 | Alcoholism, organized crime, drugs addiction, clashes, terro | 74 | 63.368 | 4.2% |
| 10 | Fuel supply issue and its high price | 31 | 31.293 | 2.1% |
| 11 | Shortage of educational institutions and qualified personnel | 33 | 34.777 | 2.3% |
| 12 | Insufficient national economy development_and obstacles for | 32 | 31.098 | 2.1% |
| 13 | Discontent with the authorities and elections, with law pro | 52 | 54.672 | 3.6% |
| 14 | Public health services shortage or low quality | 20 | 17.706 | 1.2% |
| 15 | Shortage or absence of public transport | 36 | 48.583 | 3.2% |
| 16 | Lack or absence of upbringing and of leisure places | 18 | 20.862 | 1.4% |
| 17 | Miscellaneous | 10 | 9.175 | 0.6% |
| 97 | NO PROBLEMS | 11 | 11.363 | 0.8% |
| 98 | NO RESPONSE | 11 | 8.423 | 0.6% |

File database_kyr (cont.)

#67 q22_1: (Q22 Secondary, 1st). In your opinion, what are the three most critical issues t (cont.)

| Value (cont.) | Label | Cases | Weighted | Percentage (weighted) |
|---------------|-------------|-------|----------|-----------------------|
| 99 | DO NOT KNOW | 13 | 12.848 | 0.9% |

#68 q22_2: (Q22 Secondary, 2nd). In your opinion, what are the three most critical issues t

| Information | [type=discrete] [format=numeric] [valid=1283] [valid(weighted)=1291.908] [range=1-17] | | | |
|------------------|--|-------|----------|-----------------------|
| Literal question | In your opinion, what are the three most critical issues that people in your village/city faces today? | | | |
| Security | Public | | | |
| Value | Label | Cases | Weighted | Percentage (weighted) |
| 1 | Unemployment, unavailability, shortage or instability of vac | 186 | 179.719 | 13.9% |
| 2 | Drinkable water shortage and unstable supply, its inadequate | 89 | 83.204 | 6.4% |
| 3 | Poverty - high prices for food and services, housing shorta | 138 | 144.31 | 11.2% |
| 4 | Housing conditions, low quality and shortage of municipal an | 93 | 93.991 | 7.3% |
| 5 | Electricity supply interruption or electricity absence and h | 86 | 93.044 | 7.2% |
| 6 | Low wages, pensions and allowances, delay in their payments | 127 | 115.777 | 9.0% |
| 7 | Inadequate ecological state, sanitation and protection again | 39 | 33.855 | 2.6% |
| 8 | Farming and cattle breeding issues, shortage of water and la | 96 | 99.564 | 7.7% |
| 9 | Alcoholism, organized crime, drugs addiction, clashes, terro | 104 | 101.069 | 7.8% |
| 10 | Fuel supply issue and its high price | 40 | 39.075 | 3.0% |
| 11 | Shortage of educational institutions and qualified personnel | 47 | 47.307 | 3.7% |
| 12 | Insufficient national economy development and obstacles for | 44 | 48.877 | 3.8% |
| 13 | Discontent with the authorities and elections, with law pro | 72 | 72.286 | 5.6% |
| 14 | Public health services shortage or low quality | 38 | 40.596 | 3.1% |
| 15 | Shortage or absence of public transport | 34 | 46.044 | 3.6% |
| 16 | Lack or absence of upbringing and of leisure places | 41 | 42.195 | 3.3% |
| 17 | Miscellaneous | 9 | 10.995 | 0.9% |
| Sysmiss | | 217 | 208.092 | |

#69 q22_3: (Q22 Secondary, 3rd). In your opinion, what are the three most critical issues t

| | | | | |
|------------------|--|--|--|--|
| Information | [type=discrete] [format=numeric] [valid=707] [valid(weighted)=717.818] [range=1-17] | | | |
| Literal question | In your opinion, what are the three most critical issues that people in your village/city faces today? | | | |
| Security | Public | | | |

File database_kyr (cont.)

#69 q22_3: (Q22 Secondary, 3rd). In your opinion, what are the three most critical issues t (cont.)

| Value | Label | Cases | Weighted | Percentage (weighted) |
|---------|--|-------|----------|-----------------------|
| 1 | Unemployment, unavailability, shortage or instability of vac | 108 | 102.196 | 14.2% |
| 2 | Drinkable water shortage and unstable supply, its inadequate | 45 | 47.231 | 6.6% |
| 3 | Poverty - high prices for food and services, housing shorta | 91 | 90.988 | 12.7% |
| 4 | Housing conditions, low quality and shortage of municipal an | 40 | 42.729 | 6.0% |
| 5 | Electricity supply interruption or electricity absence and h | 45 | 46.916 | 6.5% |
| 6 | Low wages, pensions and allowances, delay in their payments | 45 | 44.909 | 6.3% |
| 7 | Inadequate ecological state, sanitation and protection again | 21 | 24.376 | 3.4% |
| 8 | Farming and cattle breeding issues, shortage of water and la | 40 | 38.242 | 5.3% |
| 9 | Alcoholism, organized crime, drugs addiction, clashes, terro | 72 | 74.416 | 10.4% |
| 10 | Fuel supply issue and its high price | 20 | 24.28 | 3.4% |
| 11 | Shortage of educational institutions and qualified personnel | 34 | 41.519 | 5.8% |
| 12 | Insufficient national economy development and obstacles for | 26 | 24.247 | 3.4% |
| 13 | Discontent with the authorities and elections, with law pro | 47 | 44.9 | 6.3% |
| 14 | Public health services shortage or low quality | 17 | 17.526 | 2.4% |
| 15 | Shortage or absence of public transport | 14 | 15.231 | 2.1% |
| 16 | Lack or absence of upbringing and of leisure places | 34 | 29.638 | 4.1% |
| 17 | Miscellaneous | 8 | 8.475 | 1.2% |
| Sysmiss | | 793 | 782.182 | |

#70 q23: (Q23). Compared to few years ago, do you feel less safe or more safe when you go

| Information | [type=discrete] [format=numeric] [valid=1500] [valid(weighted)=1500] [range=1-9] | | | |
|-------------------------|--|-------|----------|-----------------------|
| Literal question | Compared to few years ago, do you feel less safe or more safe when you go walking about alone when it is dark? | | | |
| Security | Public | | | |
| Value | Label | Cases | Weighted | Percentage (weighted) |
| 1 | More safe | 211 | 212.883 | 14.2% |
| 2 | About the same | 575 | 576.946 | 38.5% |
| 3 | Less safe | 677 | 673.273 | 44.9% |
| 9 | DK/NR | 37 | 36.897 | 2.5% |

#71 q24: (Q24). Do the local authorities (village council/municipality or block committee

| | |
|--------------------|--|
| Information | [type=discrete] [format=numeric] [valid=1500] [valid(weighted)=1500] [range=1-9] |
|--------------------|--|

File database_kyr (cont.)

#71 q24: (Q24). Do the local authorities (village council/municipality or block committee) (cont.)

| Literal question | Do the local authorities (village council/municipality or block committee) take interest in and responds to the needs of people in your city/village? | | | |
|-------------------------|---|-------|----------|-----------------------|
| Security | Public | | | |
| Value | Label | Cases | Weighted | Percentage (weighted) |
| 1 | Always | 15 | 13.169 | 0.9% |
| 2 | Often | 64 | 66.077 | 4.4% |
| 3 | Sometimes | 368 | 385.668 | 25.7% |
| 4 | Rarely | 473 | 456.926 | 30.5% |
| 5 | Never | 524 | 517.151 | 34.5% |
| 9 | DK/NR | 56 | 61.009 | 4.1% |

#72 q25: (Q25). Does the national government take interest in and responds to the needs o

| Information | [type=discrete] [format=numeric] [valid=1500] [valid(weighted)=1500] [range=1-9] | | | |
|-------------------------|---|-------|----------|-----------------------|
| Literal question | Does the national government take interest in and responds to the needs of people in your city/village? | | | |
| Security | Public | | | |
| Value | Label | Cases | Weighted | Percentage (weighted) |
| 1 | Always | 7 | 5.424 | 0.4% |
| 2 | Often | 24 | 24.634 | 1.6% |
| 3 | Sometimes | 242 | 254.2 | 16.9% |
| 4 | Rarely | 431 | 440.604 | 29.4% |
| 5 | Never | 737 | 713.043 | 47.5% |
| 9 | DK/NR | 59 | 62.095 | 4.1% |

#73 q26: (Q26). Are unofficial leaders, people who do not work for village council/municipi

| Information | [type=discrete] [format=numeric] [valid=1500] [valid(weighted)=1500] [range=1-9] | | | |
|-------------------------|---|-------|----------|-----------------------|
| Literal question | Are unofficial leaders, people who do not work for village council/municipality or block committee, more active in your city or village than village council/municipality or block committee? | | | |
| Security | Public | | | |
| Value | Label | Cases | Weighted | Percentage (weighted) |
| 1 | Yes | 311 | 306.048 | 20.4% |
| 2 | No | 465 | 470.551 | 31.4% |
| 3 | NO SUCH LEADERS | 610 | 622.845 | 41.5% |
| 9 | DK/NK | 114 | 100.556 | 6.7% |

#74 q27: (Q27). Do you or anyone in your immediate family receive any kind of subsidy fro

| | | | | |
|-------------------------|---|--|--|--|
| Information | [type=discrete] [format=numeric] [valid=1500] [valid(weighted)=1500] [range=1-9] | | | |
| Literal question | Do you or anyone in your immediate family receive any kind of subsidy from the state during the last 12 months excepting pension? | | | |
| Security | Public | | | |

File database_kyr (cont.)#74 **q27: (Q27). Do you or anyone in your immediate family receive any kind of subsidy fro** (cont.)

| Value | Label | Cases | Weighted | Percentage (weighted) |
|-------|-------|-------|----------|-----------------------|
| 1 | Yes | 134 | 143.323 | 9.6% |
| 2 | No | 1348 | 1337.278 | 89.2% |
| 9 | DK/NR | 18 | 19.399 | 1.3% |

#75 **q28ap_1: (Q28A Primary, 1st). Who usually resolves disputes and conflicts within the fami**

| Information | [type=discrete] [format=numeric] [valid=1500] [valid(weighted)=1500] [range=1-99] | | | |
|-------------------------|---|-------|----------|-----------------------|
| Literal question | Who usually resolves disputes and conflicts within the family? | | | |
| Security | Public | | | |
| Value | Label | Cases | Weighted | Percentage (weighted) |
| 1 | The quarter committee | 62 | 57.774 | 3.9% |
| 2 | Respected neighbours or relatives | 653 | 661.926 | 44.1% |
| 3 | Aiyl okmotu/city council | 20 | 19.7 | 1.3% |
| 4 | Court | 11 | 13.135 | 0.9% |
| 5 | Police | 11 | 12.125 | 0.8% |
| 6 | Ourselves | 492 | 497.347 | 33.2% |
| 8 | Aksakals | 5 | 3.173 | 0.2% |
| 9 | Father | 27 | 35.45 | 2.4% |
| 11 | I myself | 55 | 45.166 | 3.0% |
| 12 | Mother | 16 | 17.782 | 1.2% |
| 14 | Parents | 14 | 17.332 | 1.2% |
| 15 | Mother-in-law | 2 | 2.066 | 0.1% |
| 16 | Husband, wife | 29 | 24.164 | 1.6% |
| 18 | Father-in-law | 3 | 3.846 | 0.3% |
| 21 | Nobody | 5 | 4.806 | 0.3% |
| 22 | Family head | 6 | 10.316 | 0.7% |
| 25 | Son-in-law | 3 | 1.854 | 0.1% |
| 26 | Brother | 2 | 2.277 | 0.2% |
| 27 | Relatives | 2 | 1.235 | 0.1% |
| 97 | No conflicts | 30 | 21.254 | 1.4% |
| 99 | DO NOT KNOW | 52 | 47.27 | 3.2% |

#76 **q28ap_2: (Q28A Primary, 2nd). Who usually resolves disputes and conflicts within the fami**

| Information | [type=discrete] [format=numeric] [valid=57] [valid(weighted)=61.079] [range=2-22] | | | |
|-------------------------|---|-------|----------|-----------------------|
| Literal question | Who usually resolves disputes and conflicts within the family? | | | |
| Security | Public | | | |
| Value | Label | Cases | Weighted | Percentage (weighted) |
| 2 | Respected neighbours or relatives | 14 | 11.942 | 19.6% |
| 3 | Aiyl okmotu/city council | 4 | 5.098 | 8.3% |
| 4 | Court | 7 | 10.052 | 16.5% |
| 5 | Police | 7 | 7.472 | 12.2% |

File database_kyr (cont.)**#76 q28ap_2: (Q28A Primary, 2nd). Who usually resolves disputes and conflicts within the fami** (cont.)

| Value (cont.) | Label | Cases | Weighted | Percentage (weighted) |
|---------------|---------------|-------|----------|-----------------------|
| 6 | Ourselves | 16 | 17.445 | 28.6% |
| 8 | Aksakals | 2 | 2.45 | 4.0% |
| 9 | Father | 1 | 1.524 | 2.5% |
| 12 | Mother | 1 | 0.521 | 0.9% |
| 14 | Parents | 1 | 1.204 | 2.0% |
| 16 | Husband, wife | 2 | 1.563 | 2.6% |
| 22 | Family head | 2 | 1.806 | 3.0% |
| Sysmiss | | 1443 | 1438.921 | |

#77 q28ap_3: (Q28A Primary, 3rd). Who usually resolves disputes and conflicts within the fami

| Information | [type=discrete] [format=numeric] [valid=4] [valid(weighted)=4.407] [range=5-8] | | | |
|-------------------------|--|-------|----------|-----------------------|
| Literal question | Who usually resolves disputes and conflicts within the family? | | | |
| Security | Public | | | |
| Value | Label | Cases | Weighted | Percentage (weighted) |
| 5 | Police | 2 | 3.118 | 70.7% |
| 6 | Ourselves | 1 | 0.745 | 16.9% |
| 8 | Aksakals | 1 | 0.545 | 12.4% |
| Sysmiss | | 1496 | 1495.593 | |

#78 q28a_1: (Q28A Secondary, 1st). Who usually resolves disputes and conflicts within the fa

| Information | [type=discrete] [format=numeric] [valid=1500] [valid(weighted)=1500] [range=1-99] | | | |
|-------------------------|---|-------|----------|-----------------------|
| Literal question | Who usually resolves disputes and conflicts within the family? | | | |
| Security | Public | | | |
| Value | Label | Cases | Weighted | Percentage (weighted) |
| 1 | Respected neighbours or relatives | 653 | 661.926 | 44.1% |
| 2 | I myself | 547 | 542.513 | 36.2% |
| 3 | The quarter committee | 62 | 57.774 | 3.9% |
| 4 | Family members, relatives | 104 | 116.323 | 7.8% |
| 5 | Village council/city council | 20 | 19.7 | 1.3% |
| 6 | Law protecting bodies | 22 | 25.26 | 1.7% |
| 7 | Other | 5 | 3.173 | 0.2% |
| 96 | NOTHING | 5 | 4.806 | 0.3% |
| 97 | NO CONFLICTS | 30 | 21.254 | 1.4% |
| 99 | DO NOT KNOW | 52 | 47.27 | 3.2% |

#79 q28a_2: (Q28A Secondary, 2nd). Who usually resolves disputes and conflicts within the fa

| | | | | |
|-------------------------|--|--|--|--|
| Information | [type=discrete] [format=numeric] [valid=57] [valid(weighted)=61.079] [range=1-7] | | | |
| Literal question | Who usually resolves disputes and conflicts within the family? | | | |

File database_kyr (cont.)

#79 q28a_2: (Q28A Secondary, 2nd). Who usually resolves disputes and conflicts within the fa (cont.)

| Security | | Public | | |
|-----------------|-----------------------------------|--------|----------|-----------------------|
| Value | Label | Cases | Weighted | Percentage (weighted) |
| 1 | Respected neighbours or relatives | 14 | 11.942 | 19.6% |
| 2 | I myself | 16 | 17.445 | 28.6% |
| 4 | Family members, relatives | 7 | 6.618 | 10.8% |
| 5 | Village council/city council | 4 | 5.098 | 8.3% |
| 6 | Law protecting bodies | 14 | 17.524 | 28.7% |
| 7 | Other | 2 | 2.45 | 4.0% |
| Sysmiss | | 1443 | 1438.921 | |

#80 q28a_3: (Q28A Secondary, 3rd). Who usually resolves disputes and conflicts within the fa

| Information | | [type=discrete] [format=numeric] [valid=3] [valid(weighted)=3.095] [range=2-7] | | |
|-------------------------|-----------------------|--|----------|-----------------------|
| Literal question | | Who usually resolves disputes and conflicts within the family? | | |
| Security | | Public | | |
| Value | Label | Cases | Weighted | Percentage (weighted) |
| 2 | I myself | 1 | 0.745 | 24.1% |
| 6 | Law protecting bodies | 1 | 1.806 | 58.3% |
| 7 | Other | 1 | 0.545 | 17.6% |
| Sysmiss | | 1497 | 1496.905 | |

#81 q28bp_1: (Q28B Primary, 1st). Who usually resolves disputes and conflicts between familie

| Information | | [type=discrete] [format=numeric] [valid=1500] [valid(weighted)=1500] [range=1-99] | | |
|-------------------------|-----------------------------------|---|----------|-----------------------|
| Literal question | | Who usually resolves disputes and conflicts between families and neighbors? | | |
| Security | | Public | | |
| Value | Label | Cases | Weighted | Percentage (weighted) |
| 1 | The quarter committee | 311 | 299.39 | 20.0% |
| 2 | Respected neighbours or relatives | 500 | 526.595 | 35.1% |
| 3 | Aiyl okmotu/city council | 240 | 234.595 | 15.6% |
| 4 | Court | 101 | 104.608 | 7.0% |
| 5 | Police | 102 | 98.584 | 6.6% |
| 6 | Ourselves | 119 | 117.871 | 7.9% |
| 8 | Aksakals | 29 | 26.173 | 1.7% |
| 11 | I myself | 5 | 4.838 | 0.3% |
| 21 | Nobody | 3 | 3.236 | 0.2% |
| 24 | Aksakals' court | 1 | 1.524 | 0.1% |
| 97 | No conflicts | 13 | 11.752 | 0.8% |
| 99 | DO NOT KNOW | 76 | 70.835 | 4.7% |

File database_kyr (cont.)**#82 q28bp_2: (Q28B Primary, 2nd). Who usually resolves disputes and conflicts between familie**

| Information | [type=discrete] [format=numeric] [valid=260] [valid(weighted)=259.09] [range=2-23] | | | |
|-------------------------|--|-------|----------|-----------------------|
| Literal question | Who usually resolves disputes and conflicts between families and neighbors? | | | |
| Security | Public | | | |
| Value | Label | Cases | Weighted | Percentage (weighted) |
| 2 | Respected neighbours or relatives | 70 | 71.538 | 27.6% |
| 3 | Aiyl okmotu/city council | 49 | 47.277 | 18.2% |
| 4 | Court | 44 | 41.348 | 16.0% |
| 5 | Police | 84 | 89.897 | 34.7% |
| 6 | Ourselves | 3 | 1.922 | 0.7% |
| 8 | Aksakals | 9 | 5.964 | 2.3% |
| 23 | Neighbours | 1 | 1.143 | 0.4% |
| Sysmiss | | 1240 | 1240.91 | |

#83 q28bp_3: (Q28B Primary, 3rd). Who usually resolves disputes and conflicts between familie

| Information | [type=discrete] [format=numeric] [valid=36] [valid(weighted)=41.72] [range=3-12] | | | |
|-------------------------|--|-------|----------|-----------------------|
| Literal question | Who usually resolves disputes and conflicts between families and neighbors? | | | |
| Security | Public | | | |
| Value | Label | Cases | Weighted | Percentage (weighted) |
| 3 | Aiyl okmotu/city council | 5 | 4.58 | 11.0% |
| 4 | Court | 7 | 9.852 | 23.6% |
| 5 | Police | 17 | 20.287 | 48.6% |
| 8 | Aksakals | 5 | 3.812 | 9.1% |
| 11 | I myself | 1 | 2.148 | 5.1% |
| 12 | Mother | 1 | 1.042 | 2.5% |
| Sysmiss | | 1464 | 1458.28 | |

#84 q28bp_4: (Q28B Primary, 4th). Who usually resolves disputes and conflicts between familie

| Information | [type=discrete] [format=numeric] [valid=6] [valid(weighted)=6.101] [range=4-8] | | | |
|-------------------------|--|-------|----------|-----------------------|
| Literal question | Who usually resolves disputes and conflicts between families and neighbors? | | | |
| Security | Public | | | |
| Value | Label | Cases | Weighted | Percentage (weighted) |
| 4 | Court | 1 | 1.264 | 20.7% |
| 5 | Police | 4 | 4.293 | 70.4% |
| 8 | Aksakals | 1 | 0.545 | 8.9% |
| Sysmiss | | 1494 | 1493.899 | |

#85 q28bp_5: (Q28B Primary, 5th). Who usually resolves disputes and conflicts between familie

| | | | | |
|-------------------------|--|--|--|--|
| Information | [type=discrete] [format=numeric] [valid=1] [valid(weighted)=1.264] [range=5-5] | | | |
| Literal question | Who usually resolves disputes and conflicts between families and neighbors? | | | |

File database_kyr (cont.)

#85 q28bp_5: (Q28B Primary, 5th). Who usually resolves disputes and conflicts between familie (cont.)

| Security | | Public | | |
|-----------------|--------|--------|----------|-----------------------|
| Value | Label | Cases | Weighted | Percentage (weighted) |
| 5 | Police | 1 | 1.264 | 100.0% |
| Sysmiss | | 1499 | 1498.736 | |

#86 q28b_1: (Q28B Secondary, 1st). Who usually resolves disputes and conflicts between famil

| Information | | [type=discrete] [format=numeric] [valid=1500] [valid(weighted)=1500] [range=1-99] | | |
|-------------------------|---|---|----------|-----------------------|
| Literal question | | Who usually resolves disputes and conflicts between families and neighbors? | | |
| Security | | Public | | |
| Value | Label | Cases | Weighted | Percentage (weighted) |
| 1 | Respected neighbours or relatives | 500 | 526.595 | 35.1% |
| 2 | The quarter committee | 311 | 299.39 | 20.0% |
| 3 | Village council/city council | 240 | 234.595 | 15.6% |
| 4 | Police | 102 | 98.584 | 6.6% |
| 5 | Court | 101 | 104.608 | 7.0% |
| 6 | Resolves the conflict on their own or with neighbours | 124 | 122.708 | 8.2% |
| 7 | Aksakals | 30 | 27.697 | 1.8% |
| 96 | NOTHING | 3 | 3.236 | 0.2% |
| 97 | NO CONFLICTS | 13 | 11.752 | 0.8% |
| 99 | DO NOT KNOW | 76 | 70.835 | 4.7% |

#87 q28b_2: (Q28B Secondary, 2nd). Who usually resolves disputes and conflicts between famil

| Information | | [type=discrete] [format=numeric] [valid=260] [valid(weighted)=259.09] [range=1-7] | | |
|-------------------------|---|---|----------|-----------------------|
| Literal question | | Who usually resolves disputes and conflicts between families and neighbors? | | |
| Security | | Public | | |
| Value | Label | Cases | Weighted | Percentage (weighted) |
| 1 | Respected neighbours or relatives | 70 | 71.538 | 27.6% |
| 3 | Village council/city council | 49 | 47.277 | 18.2% |
| 4 | Police | 84 | 89.897 | 34.7% |
| 5 | Court | 44 | 41.348 | 16.0% |
| 6 | Resolves the conflict on their own or with neighbours | 4 | 3.066 | 1.2% |
| 7 | Aksakals | 9 | 5.964 | 2.3% |
| Sysmiss | | 1240 | 1240.91 | |

#88 q28b_3: (Q28B Secondary, 3rd). Who usually resolves disputes and conflicts between famil

| | | | | |
|-------------------------|--|---|--|--|
| Information | | [type=discrete] [format=numeric] [valid=36] [valid(weighted)=41.72] [range=3-7] | | |
| Literal question | | Who usually resolves disputes and conflicts between families and neighbors? | | |
| Security | | Public | | |

File database_kyr (cont.)**#88 q28b_3: (Q28B Secondary, 3rd). Who usually resolves disputes and conflicts between famil** (cont.)

| Value | Label | Cases | Weighted | Percentage (weighted) |
|---------|---|-------|----------|-----------------------|
| 3 | Village council/city council | 5 | 4.58 | 11.0% |
| 4 | Police | 17 | 20.287 | 48.6% |
| 5 | Court | 7 | 9.852 | 23.6% |
| 6 | Resolves the conflict on their own or with neighbours | 2 | 3.19 | 7.6% |
| 7 | Aksakals | 5 | 3.812 | 9.1% |
| Sysmiss | | 1464 | 1458.28 | |

#89 q28b_4: (Q28B Secondary, 4th). Who usually resolves disputes and conflicts between famil

| Information | [type=discrete] [format=numeric] [valid=6] [valid(weighted)=6.101] [range=4-7] | | | |
|-------------------------|--|-------|----------|-----------------------|
| Literal question | Who usually resolves disputes and conflicts between families and neighbors? | | | |
| Security | Public | | | |
| Value | Label | Cases | Weighted | Percentage (weighted) |
| 4 | Police | 4 | 4.293 | 70.4% |
| 5 | Court | 1 | 1.264 | 20.7% |
| 7 | Aksakals | 1 | 0.545 | 8.9% |
| Sysmiss | | 1494 | 1493.899 | |

#90 q28b_5: (Q28B Secondary, 5th). Who usually resolves disputes and conflicts between famil

| Information | [type=discrete] [format=numeric] [valid=1] [valid(weighted)=1.264] [range=4-4] | | | |
|-------------------------|--|-------|----------|-----------------------|
| Literal question | Who usually resolves disputes and conflicts between families and neighbors? | | | |
| Security | Public | | | |
| Value | Label | Cases | Weighted | Percentage (weighted) |
| 4 | Police | 1 | 1.264 | 100.0% |
| Sysmiss | | 1499 | 1498.736 | |

#91 q28cp_1: (Q28C Primary, 1st). Who usually resolves disputes and conflicts between people

| Information | [type=discrete] [format=numeric] [valid=1500] [valid(weighted)=1500] [range=1-99] | | | |
|-------------------------|--|-------|----------|-----------------------|
| Literal question | Who usually resolves disputes and conflicts between people living in the border rayons of neighboring countries? | | | |
| Security | Public | | | |
| Value | Label | Cases | Weighted | Percentage (weighted) |
| 1 | The quarter committee | 46 | 43.565 | 2.9% |
| 2 | Respected neighbours or relatives | 42 | 58.095 | 3.9% |
| 3 | Aiyl okmotu/city council | 423 | 422.021 | 28.1% |
| 4 | Court | 316 | 323.506 | 21.6% |
| 5 | Police | 351 | 352.458 | 23.5% |
| 6 | Ourselves | 17 | 19.899 | 1.3% |
| 7 | District administration | 2 | 2.467 | 0.2% |

File database_kyr (cont.)

#91 q28cp_1: (Q28C Primary, 1st). Who usually resolves disputes and conflicts between people (cont.)

| Value (cont.) | Label | Cases | Weighted | Percentage (weighted) |
|---------------|---------------------------|-------|----------|-----------------------|
| 9 | Father | 1 | 0.66 | 0.0% |
| 10 | Government (the state) | 9 | 7.051 | 0.5% |
| 11 | I (myself) | 1 | 0.668 | 0.0% |
| 13 | Soldiers of border troops | 7 | 8.176 | 0.5% |
| 17 | Army | 1 | 0.655 | 0.0% |
| 20 | Government | 20 | 17.85 | 1.2% |
| 21 | Nobody | 3 | 1.508 | 0.1% |
| 28 | Embassy | 1 | 0.8 | 0.1% |
| 30 | President | 1 | 0.776 | 0.1% |
| 31 | Parliament | 1 | 0.641 | 0.0% |
| 32 | Government (state) | 2 | 1.748 | 0.1% |
| 97 | No conflicts | 6 | 5.932 | 0.4% |
| 99 | DO NOT KNOW | 250 | 231.525 | 15.4% |

#92 q28cp_2: (Q28C Primary, 2nd). Who usually resolves disputes and conflicts between people

| Information | [type=discrete] [format=numeric] [valid=179] [valid(weighted)=175.681] [range=3-21] | | | |
|-------------------------|--|-------|----------|-----------------------|
| Literal question | Who usually resolves disputes and conflicts between people living in the border rayons of neighboring countries? | | | |
| Security | Public | | | |
| Value | Label | Cases | Weighted | Percentage (weighted) |
| 3 | Aiyl okmotu/city council | 5 | 7.217 | 4.1% |
| 4 | Court | 48 | 49.819 | 28.4% |
| 5 | Police | 114 | 104.218 | 59.3% |
| 7 | District administration | 3 | 3.746 | 2.1% |
| 8 | Aksakals | 1 | 1.494 | 0.9% |
| 13 | Soldiers of border troops | 2 | 1.552 | 0.9% |
| 20 | Government | 5 | 7.086 | 4.0% |
| 21 | Nobody | 1 | 0.55 | 0.3% |
| Sysmiss | | 1321 | 1324.319 | |

#93 q28cp_3: (Q28C Primary, 3rd). Who usually resolves disputes and conflicts between people

| Information | [type=discrete] [format=numeric] [valid=15] [valid(weighted)=15.292] [range=5-20] | | | |
|-------------------------|--|-------|----------|-----------------------|
| Literal question | Who usually resolves disputes and conflicts between people living in the border rayons of neighboring countries? | | | |
| Security | Public | | | |
| Value | Label | Cases | Weighted | Percentage (weighted) |
| 5 | Police | 13 | 14.185 | 92.8% |
| 20 | Government | 2 | 1.106 | 7.2% |
| Sysmiss | | 1485 | 1484.708 | |

File database_kyr (cont.)

#94 q28c_1: (Q28C Secondary, 1st). Who usually resolves disputes and conflicts between peopl

| Information | [type=discrete] [format=numeric] [valid=1500] [valid(weighted)=1500] [range=1-99] | | | |
|-------------------------|--|-------|----------|-----------------------|
| Literal question | Who usually resolves disputes and conflicts between people living in the border rayons of neighboring countries? | | | |
| Security | Public | | | |
| Value | Label | Cases | Weighted | Percentage (weighted) |
| 1 | Police | 351 | 352.458 | 23.5% |
| 2 | Village council/city council | 423 | 422.021 | 28.1% |
| 3 | Court | 316 | 323.506 | 21.6% |
| 4 | The quarter committee | 46 | 43.565 | 2.9% |
| 5 | Respected neighbours or relatives | 42 | 58.095 | 3.9% |
| 6 | State, central and regional authorities, border troops and a | 44 | 40.164 | 2.7% |
| 7 | Resolve the conflict on their own | 19 | 21.226 | 1.4% |
| 96 | NOTHING | 3 | 1.508 | 0.1% |
| 97 | NO CONFLICTS | 6 | 5.932 | 0.4% |
| 99 | DO NOT KNOW | 250 | 231.525 | 15.4% |

#95 q28c_2: (Q28C Secondary, 2nd). Who usually resolves disputes and conflicts between peopl

| Information | [type=discrete] [format=numeric] [valid=179] [valid(weighted)=175.681] [range=1-96] | | | |
|-------------------------|--|-------|----------|-----------------------|
| Literal question | Who usually resolves disputes and conflicts between people living in the border rayons of neighboring countries? | | | |
| Security | Public | | | |
| Value | Label | Cases | Weighted | Percentage (weighted) |
| 1 | Police | 114 | 104.218 | 59.3% |
| 2 | Village council/city council | 5 | 7.217 | 4.1% |
| 3 | Court | 48 | 49.819 | 28.4% |
| 6 | State, central and regional authorities, border troops and a | 10 | 12.384 | 7.0% |
| 8 | Other | 1 | 1.494 | 0.9% |
| 96 | NOTHING | 1 | 0.55 | 0.3% |
| Sysmiss | | 1321 | 1324.319 | |

#96 q28c_3: (Q28C Secondary, 3rd). Who usually resolves disputes and conflicts between peopl

| Information | [type=discrete] [format=numeric] [valid=15] [valid(weighted)=15.292] [range=1-6] | | | |
|-------------------------|--|-------|----------|-----------------------|
| Literal question | Who usually resolves disputes and conflicts between people living in the border rayons of neighboring countries? | | | |
| Security | Public | | | |
| Value | Label | Cases | Weighted | Percentage (weighted) |
| 1 | Police | 13 | 14.185 | 92.8% |
| 6 | State, central and regional authorities, border troops and a | 2 | 1.106 | 7.2% |
| Sysmiss | | 1485 | 1484.708 | |

File database_kyr (cont.)

#97 q29: (Q29). Are there organizations, movements, or groups in our society causing prob

| Information | [type=discrete] [format=numeric] [valid=1500] [valid(weighted)=1500] [range=1-9] | | | |
|-------------------------|--|-------|----------|-----------------------|
| Literal question | Are there organizations, movements, or groups in our society causing problems? | | | |
| Security | Public | | | |
| Value | Label | Cases | Weighted | Percentage (weighted) |
| 1 | Yes | 237 | 232.934 | 15.5% |
| 2 | No | 1038 | 1048.775 | 69.9% |
| 9 | DK/NR | 225 | 218.291 | 14.6% |

#98 q30p_1: (Q30 Primary, 1st). What organizations or groups do you have in mind, when you t

| Information | [type=discrete] [format=numeric] [valid=237] [valid(weighted)=232.934] [range=1-999] | | | |
|-------------------------|--|-------|----------|-----------------------|
| Literal question | What organizations or groups do you have in mind, when you talk about organizations or groups causing problems in our society? | | | |
| Security | Public | | | |
| Value | Label | Cases | Weighted | Percentage (weighted) |
| 1 | Wahhabists | 34 | 37.896 | 16.3% |
| 2 | Terroristic groups (organizations) | 42 | 40.556 | 17.4% |
| 3 | Religious people | 2 | 2.944 | 1.3% |
| 4 | Religious groups | 21 | 18.105 | 7.8% |
| 5 | Hizb-ut-Tahrir | 16 | 16.04 | 6.9% |
| 6 | Different parties | 1 | 1.809 | 0.8% |
| 7 | Religious organizations | 15 | 16.05 | 6.9% |
| 8 | Opposition | 2 | 2.089 | 0.9% |
| 9 | Drugs addicts | 5 | 3.92 | 1.7% |
| 10 | Presidential family clan | 1 | 1.905 | 0.8% |
| 11 | Religious extremists | 7 | 6.694 | 2.9% |
| 12 | Those who oppose Islam | 1 | 1.255 | 0.5% |
| 13 | Terrorists from Tajikistan's territory | 1 | 0.59 | 0.3% |
| 14 | Christians, who try to convert others into their religion | 1 | 1.771 | 0.8% |
| 15 | Power bodies, government | 5 | 5.13 | 2.2% |
| 16 | Drunken youth | 3 | 3.65 | 1.6% |
| 17 | Religious fanatics | 2 | 1.902 | 0.8% |
| 18 | Criminals, gangsters | 8 | 7.319 | 3.1% |
| 20 | Drugs dealers | 5 | 6.029 | 2.6% |
| 21 | Officials in state establishments | 3 | 2.063 | 0.9% |
| 22 | Corrupted authorities | 2 | 1.601 | 0.7% |
| 23 | Police | 1 | 1.435 | 0.6% |
| 25 | Government | 2 | 1.866 | 0.8% |
| 26 | Islamic movements | 1 | 1.077 | 0.5% |
| 27 | Religious propagators | 2 | 1.212 | 0.5% |
| 28 | Incompetent leaders | 1 | 1.335 | 0.6% |
| 29 | Private individuals, invested with authority (influential) | 2 | 1.347 | 0.6% |

File database_kyr (cont.)

#98 q30p_1: (Q30 Primary, 1st). What organizations or groups do you have in mind, when you t (cont.)

| Value (cont.) | Label | Cases | Weighted | Percentage (weighted) |
|---------------|---------------------------------------|-------|----------|-----------------------|
| 30 | Islamists | 2 | 1.235 | 0.5% |
| 31 | Evangelists | 1 | 0.79 | 0.3% |
| 32 | Terrorists | 1 | 1.974 | 0.8% |
| 33 | The unemployed | 1 | 0.674 | 0.3% |
| 35 | Al-Qaeda | 2 | 2.053 | 0.9% |
| 36 | Discotheques, night clubs | 1 | 1.077 | 0.5% |
| 37 | Embittered youth | 2 | 1.519 | 0.7% |
| 38 | "Alga Kyrgyzstan" | 1 | 1.899 | 0.8% |
| 39 | Different groups | 2 | 1.401 | 0.6% |
| 40 | Extremists outside the country | 2 | 1.582 | 0.7% |
| 41 | Political parties | 1 | 1.055 | 0.5% |
| 42 | Sects | 5 | 3.853 | 1.7% |
| 43 | Groups of thieves | 1 | 1.355 | 0.6% |
| 44 | Pickers | 1 | 1.164 | 0.5% |
| 45 | Terrorists from Uzbekistan | 1 | 1.204 | 0.5% |
| 46 | Religious mojahedins | 1 | 1.204 | 0.5% |
| 47 | Deputies | 3 | 3.104 | 1.3% |
| 48 | Criminal group | 1 | 1.049 | 0.5% |
| 49 | Vagabonds | 1 | 0.388 | 0.2% |
| 51 | Internal terrorism | 1 | 1.055 | 0.5% |
| 52 | Businessmen | 1 | 0.903 | 0.4% |
| 53 | Religious nationalistic organizations | 1 | 0.409 | 0.2% |
| 997 | Answer is beside the point | 2 | 1.648 | 0.7% |
| 999 | DO NOT KNOW | 16 | 12.748 | 5.5% |
| Sysmiss | | 1263 | 1267.066 | |

#99 q30p_2: (Q30 Primary, 2nd). What organizations or groups do you have in mind, when you t

| Information | [type=discrete] [format=numeric] [valid=30] [valid(weighted)=30.881] [range=1-50] | | | |
|-------------------------|--|-------|----------|-----------------------|
| Literal question | What organizations or groups do you have in mind, when you talk about organizations or groups causing problems in our society? | | | |
| Security | Public | | | |
| Value | Label | Cases | Weighted | Percentage (weighted) |
| 1 | Wahhabists | 5 | 4.138 | 13.4% |
| 2 | Terroristic groups (organizations) | 3 | 3.033 | 9.8% |
| 5 | Hizb-ut-Tahrir | 1 | 1.049 | 3.4% |
| 7 | Religious organizations | 1 | 0.343 | 1.1% |
| 8 | Opposition | 1 | 0.762 | 2.5% |
| 9 | Drugs addicts | 3 | 5.023 | 16.3% |
| 11 | Religious extremists | 1 | 1.228 | 4.0% |
| 16 | Drunken youth | 1 | 0.614 | 2.0% |
| 18 | Criminals, gangsters | 3 | 3.934 | 12.7% |
| 20 | Drugs dealers | 2 | 1.203 | 3.9% |

File database_kyr (cont.)#99 **q30p_2: (Q30 Primary, 2nd). What organizations or groups do you have in mind, when you t** (cont.)

| Value (cont.) | Label | Cases | Weighted | Percentage (weighted) |
|---------------|--------------------------------|-------|----------|-----------------------|
| 22 | Corrupted authorities | 1 | 0.34 | 1.1% |
| 24 | City council | 1 | 1.435 | 4.6% |
| 30 | Islamists | 1 | 1.164 | 3.8% |
| 34 | Baptists | 1 | 0.674 | 2.2% |
| 40 | Extremists outside the country | 1 | 1.017 | 3.3% |
| 42 | Sects | 1 | 1.694 | 5.5% |
| 48 | Criminal group | 2 | 2.843 | 9.2% |
| 50 | Homeless | 1 | 0.388 | 1.3% |
| Sysmiss | | 1470 | 1469.119 | |

#100 **q30p_3: (Q30 Primary, 3rd). What organizations or groups do you have in mind, when you t**

| Information | [type=discrete] [format=numeric] [valid=1] [valid(weighted)=0.762] [range=19-19] | | | |
|-------------------------|--|-------|----------|-----------------------|
| Literal question | What organizations or groups do you have in mind, when you talk about organizations or groups causing problems in our society? | | | |
| Security | Public | | | |
| Value | Label | Cases | Weighted | Percentage (weighted) |
| 19 | Sex workers | 1 | 0.762 | 100.0% |
| Sysmiss | | 1499 | 1499.238 | |

#101 **q30_1: (Q30 Secondary, 1st). What organizations or groups do you have in mind, when you**

| Information | [type=discrete] [format=numeric] [valid=237] [valid(weighted)=232.934] [range=1-99] | | | |
|-------------------------|--|-------|----------|-----------------------|
| Literal question | What organizations or groups do you have in mind, when you talk about organizations or groups causing problems in our society? | | | |
| Security | Public | | | |
| Value | Label | Cases | Weighted | Percentage (weighted) |
| 1 | Wahhabists and Islamic extremists | 40 | 42.994 | 18.5% |
| 2 | Hizb-ut-Tahrir | 16 | 16.04 | 6.9% |
| 3 | Religious groups, fanatics without mentioning their religiou | 55 | 51.168 | 22.0% |
| 4 | Terroristic groups (organizations) | 48 | 47.433 | 20.4% |
| 5 | Organized groups of criminals, drugs addicts, drunken or emb | 26 | 25.23 | 10.8% |
| 6 | Individuals, invested with power government, opposition, the | 27 | 28.705 | 12.3% |
| 7 | Christian groups and sects | 2 | 2.561 | 1.1% |
| 97 | Answer is beside the point | 7 | 6.055 | 2.6% |
| 99 | DO NOT KNOW | 16 | 12.748 | 5.5% |
| Sysmiss | | 1263 | 1267.066 | |

File database_kyr (cont.)

#102 q30_2: (Q30 Secondary, 2nd). What organizations or groups do you have in mind, when you

| Information | [type=discrete] [format=numeric] [valid=21] [valid(weighted)=23.108] [range=1-97] | | | |
|-------------------------|--|-------|----------|-----------------------|
| Literal question | What organizations or groups do you have in mind, when you talk about organizations or groups causing problems in our society? | | | |
| Security | Public | | | |
| Value | Label | Cases | Weighted | Percentage (weighted) |
| 1 | Wahhabists and Islamic extremists | 7 | 6.318 | 27.3% |
| 2 | Hizb-ut-Tahrir | 1 | 1.049 | 4.5% |
| 3 | Religious groups, fanatics without mentioning their religiou | 3 | 3.264 | 14.1% |
| 4 | Terroristic groups (organizations) | 3 | 3.033 | 13.1% |
| 5 | Organized groups of criminals, drugs addicts, drunken or emb | 4 | 7.244 | 31.4% |
| 6 | Individuals, invested with power government, opposition, the | 1 | 0.762 | 3.3% |
| 7 | Christian groups and sects | 1 | 0.674 | 2.9% |
| 97 | Answer is beside the point | 1 | 0.762 | 3.3% |
| Sysmiss | | 1479 | 1476.892 | |

#103 q31: (Q31). How likely is conflict within our country over the next few years?

| Information | [type=discrete] [format=numeric] [valid=1500] [valid(weighted)=1500] [range=1-9] | | | |
|-------------------------|--|-------|----------|-----------------------|
| Literal question | How likely is conflict within our country over the next few years? | | | |
| Security | Public | | | |
| Value | Label | Cases | Weighted | Percentage (weighted) |
| 1 | Highly likely | 35 | 31.198 | 2.1% |
| 2 | Fairly likely | 163 | 163.415 | 10.9% |
| 3 | Somewhat likely | 279 | 273.135 | 18.2% |
| 4 | Not likely at all | 840 | 853.158 | 56.9% |
| 9 | NR/DK | 183 | 179.095 | 11.9% |

#104 q32p_1: (Q32 Primary, 1st). What can be possible reasons for such conflict in our countr

| Information | [type=discrete] [format=numeric] [valid=477] [valid(weighted)=467.747] [range=1-999] | | | |
|-------------------------|--|-------|----------|-----------------------|
| Literal question | What can be possible reasons for such conflict in our country over the next few years? | | | |
| Security | Public | | | |
| Value | Label | Cases | Weighted | Percentage (weighted) |
| 1 | Poverty | 32 | 30.056 | 6.4% |
| 2 | Unemployment | 36 | 40.484 | 8.7% |
| 3 | A huge gap between the rich and the poor | 3 | 3.035 | 0.6% |
| 4 | Religion | 13 | 13.452 | 2.9% |
| 5 | Land: land appropriation and division | 42 | 41.216 | 8.8% |
| 6 | Water | 2 | 1.047 | 0.2% |
| 7 | Impunity of officials | 4 | 3.568 | 0.8% |
| 8 | Corruption (overall) | 8 | 5.98 | 1.3% |

File database_kyr (cont.)

#104 q32p_1: (Q32 Primary, 1st). What can be possible reasons for such conflict in our countr (cont.)

| Value (cont.) | Label | Cases | Weighted | Percentage (weighted) |
|---------------|---|-------|----------|-----------------------|
| 9 | Customs (related conflicts) | 7 | 5.436 | 1.2% |
| 11 | Riots | 8 | 10.299 | 2.2% |
| 12 | Criminality | 3 | 1.916 | 0.4% |
| 13 | Jihad | 1 | 1.609 | 0.3% |
| 14 | Money shortage | 9 | 9.777 | 2.1% |
| 15 | Shortage of border troops | 1 | 0.804 | 0.2% |
| 16 | Kyrgyzstan is invaded | 1 | 1.042 | 0.2% |
| 17 | Humiliation of people | 2 | 1.882 | 0.4% |
| 18 | Vexation of Kyrgyz people | 3 | 3.524 | 0.8% |
| 19 | People are deceived | 1 | 1.181 | 0.3% |
| 20 | Frustration of Muslims | 2 | 2.257 | 0.5% |
| 21 | Kyrgyzstan`s destruction | 4 | 4.38 | 0.9% |
| 22 | War declaration | 3 | 2.743 | 0.6% |
| 23 | Kyrgyzstan` people may loose their patience | 3 | 2.343 | 0.5% |
| 24 | Low living standards | 9 | 10.653 | 2.3% |
| 25 | Racism | 1 | 1.552 | 0.3% |
| 26 | International situation | 1 | 0.982 | 0.2% |
| 27 | Terrorism | 27 | 26.092 | 5.6% |
| 28 | Struggle for power | 27 | 27.187 | 5.8% |
| 29 | Envy | 2 | 2.476 | 0.5% |
| 30 | Disagreements between deputies | 1 | 0.841 | 0.2% |
| 31 | No peace | 1 | 0.379 | 0.1% |
| 32 | Due to lands sale to foreign entities | 1 | 0.66 | 0.1% |
| 34 | National debts to different countries | 4 | 3.769 | 0.8% |
| 35 | Division of wealth and finance among bureaucrats | 1 | 0.99 | 0.2% |
| 36 | Economy crisis, poor management | 7 | 9.329 | 2.0% |
| 37 | Discontent with the power, anarchy | 9 | 10.463 | 2.2% |
| 39 | Abroad | 16 | 14.368 | 3.1% |
| 41 | Social explosion, problems | 7 | 6.319 | 1.4% |
| 42 | Fed up with Akaev | 2 | 2.237 | 0.5% |
| 43 | Islamic groups | 3 | 2.337 | 0.5% |
| 44 | Refugees | 1 | 0.339 | 0.1% |
| 45 | Drugs addiction | 2 | 1.819 | 0.4% |
| 46 | Prices growth, expensiveness | 4 | 5.806 | 1.2% |
| 47 | Intrusion to our Motherland`s territory | 1 | 0.59 | 0.1% |
| 48 | People`s conversion into one`s religion | 2 | 2.11 | 0.5% |
| 49 | Trade regulations are tightened, cash controlling devices | 1 | 0.762 | 0.2% |
| 50 | Privatization | 1 | 1.143 | 0.2% |
| 52 | Youth issues are not resolved | 4 | 3.612 | 0.8% |
| 54 | High taxes | 1 | 1.204 | 0.3% |
| 55 | Conflicts between leaders | 1 | 1.228 | 0.3% |
| 56 | Lawlessness in policy | 3 | 1.995 | 0.4% |

File database_kyr (cont.)

#104 q32p_1: (Q32 Primary, 1st). What can be possible reasons for such conflict in our countr (cont.)

| Value (cont.) | Label | Cases | Weighted | Percentage (weighted) |
|---------------|--|-------|----------|-----------------------|
| 57 | Riots at the Uzbek border | 1 | 0.948 | 0.2% |
| 58 | President does not care about his people | 3 | 3.059 | 0.7% |
| 59 | Injustice | 4 | 4.533 | 1.0% |
| 60 | Incompetent power, leaders | 2 | 1.952 | 0.4% |
| 61 | Delay of pensions | 3 | 4.023 | 0.9% |
| 62 | Political disaccords | 6 | 6.739 | 1.4% |
| 63 | Ethnic disagreements, nationalism | 21 | 22.165 | 4.7% |
| 64 | Explosions | 1 | 0.801 | 0.2% |
| 68 | Economic instability | 6 | 5.781 | 1.2% |
| 70 | Terrorists | 4 | 4.466 | 1.0% |
| 71 | Interreligious relations | 1 | 0.481 | 0.1% |
| 72 | Expensive benzene | 1 | 1.227 | 0.3% |
| 73 | Changes in Parliament, in power structures | 2 | 1.371 | 0.3% |
| 75 | Oppressed people | 4 | 2.403 | 0.5% |
| 78 | Falsified unjust elections | 3 | 1.842 | 0.4% |
| 79 | Drugs sale (drugs trafficking) | 4 | 4.111 | 0.9% |
| 80 | Workers do not receive wages | 1 | 0.963 | 0.2% |
| 82 | Political instability | 3 | 2.485 | 0.5% |
| 83 | Protectionism | 1 | 0.79 | 0.2% |
| 88 | Border related disputes | 3 | 2.982 | 0.6% |
| 94 | Budgeted employees` low wages | 2 | 1.156 | 0.2% |
| 95 | Low pensions | 2 | 2.308 | 0.5% |
| 98 | Wahhabism | 1 | 1.255 | 0.3% |
| 100 | Nobody cares about common people | 3 | 2.408 | 0.5% |
| 103 | Alcoholism | 1 | 1.246 | 0.3% |
| 106 | Division into Southerners and Northerners | 3 | 2.4 | 0.5% |
| 107 | Ethnic diasporas | 1 | 0.409 | 0.1% |
| 108 | People do not support each other | 1 | 0.533 | 0.1% |
| 111 | Law and order protecting bodies` bad attitude towards people | 1 | 1.319 | 0.3% |
| 112 | The border conflict with Kazakhstan | 1 | 1.164 | 0.2% |
| 113 | Laws are not observed | 1 | 0.55 | 0.1% |
| 114 | Credits repayment | 1 | 0.742 | 0.2% |
| 115 | Due to natural resources | 1 | 1.113 | 0.2% |
| 117 | No way no work independently | 1 | 0.668 | 0.1% |
| 118 | Extremism | 1 | 1.017 | 0.2% |
| 119 | Trade and economical issues | 1 | 2.033 | 0.4% |
| 121 | Religious extremists | 2 | 2.316 | 0.5% |
| 122 | Low living standards | 1 | 1.806 | 0.4% |
| 125 | Plants unavailable | 2 | 1.919 | 0.4% |
| 126 | Truth is not to be found | 2 | 2.107 | 0.5% |
| 131 | People`s discontent with authorities | 2 | 1.574 | 0.3% |
| 133 | Theft | 1 | 0.641 | 0.1% |
| 134 | Enmity between tribes/subdivision into clans | 1 | 1.58 | 0.3% |

File database_kyr (cont.)

#104 q32p_1: (Q32 Primary, 1st). What can be possible reasons for such conflict in our countr (cont.)

| Value (cont.) | Label | Cases | Weighted | Percentage (weighted) |
|---------------|--|-------|----------|-----------------------|
| 135 | Owing to the state language change | 1 | 1.264 | 0.3% |
| 136 | Banks bankrupts | 1 | 0.745 | 0.2% |
| 139 | Capitalism | 1 | 0.602 | 0.1% |
| 140 | Situation on the Uzbek-Kyrgyz border | 1 | 0.745 | 0.2% |
| 141 | Guerillas` (wahhabists) assault | 1 | 0.745 | 0.2% |
| 143 | Discrepancies in views, traditions and opinions with migrant | 1 | 0.34 | 0.1% |
| 145 | Rupture of diplomatic relations | 1 | 1.2 | 0.3% |
| 146 | Owing to Uzbekistan`s gas | 1 | 0.8 | 0.2% |
| 148 | People are all fed up with all that | 1 | 2.033 | 0.4% |
| 151 | Drugs smuggling | 1 | 0.296 | 0.1% |
| 157 | Rich Kyrgyzs struggle for power | 1 | 0.55 | 0.1% |
| 159 | Quarrels cause conflicts | 1 | 0.668 | 0.1% |
| 160 | Presidential elections | 1 | 0.533 | 0.1% |
| 163 | Religious conflicts | 1 | 0.801 | 0.2% |
| 165 | Youth unemployment | 3 | 2.129 | 0.5% |
| 166 | Islamic political parties | 1 | 0.593 | 0.1% |
| 167 | International terrorism | 1 | 0.266 | 0.1% |
| 169 | To conquer the people | 1 | 0.799 | 0.2% |
| 176 | After Presidential elections | 1 | 0.42 | 0.1% |
| 997 | No answer | 3 | 2.19 | 0.5% |
| 998 | Answer is beside the point | 7 | 5.572 | 1.2% |
| 999 | Do not know | 11 | 9.804 | 2.1% |
| Sysmiss | | 1023 | 1032.253 | |

#105 q32p_2: (Q32 Primary, 2nd). What can be possible reasons for such conflict in our countr

| Information | [type=discrete] [format=numeric] [valid=323] [valid(weighted)=318.156] [range=1-177] | | | |
|------------------|--|-------|----------|-----------------------|
| Literal question | What can be possible reasons for such conflict in our country over the next few years? | | | |
| Security | Public | | | |
| Value | Label | Cases | Weighted | Percentage (weighted) |
| 1 | Poverty | 16 | 15.222 | 4.8% |
| 2 | Unemployment | 30 | 27.746 | 8.7% |
| 3 | A huge gap between the rich and the poor | 2 | 1.759 | 0.6% |
| 4 | Religion | 8 | 7.805 | 2.5% |
| 5 | Land: land appropriation and division | 18 | 16.381 | 5.1% |
| 6 | Water | 9 | 10.526 | 3.3% |
| 7 | Impunity of officials | 2 | 1.794 | 0.6% |
| 8 | Corruption (overall) | 12 | 13.13 | 4.1% |
| 9 | Customs (related conflicts) | 4 | 3.797 | 1.2% |
| 10 | Corruption of police | 1 | 2.241 | 0.7% |
| 11 | Riots | 2 | 2.787 | 0.9% |
| 12 | Criminality | 4 | 4.293 | 1.3% |

File database_kyr (cont.)

#105 q32p_2: (Q32 Primary, 2nd). What can be possible reasons for such conflict in our countr (cont.)

| Value (cont.) | Label | Cases | Weighted | Percentage (weighted) |
|---------------|--|-------|----------|-----------------------|
| 14 | Money shortage | 4 | 3.179 | 1.0% |
| 16 | Kyrgyzstan is invaded | 1 | 1.534 | 0.5% |
| 17 | Humiliation of people | 4 | 2.687 | 0.8% |
| 18 | Vexation of Kyrgyz people | 1 | 1.771 | 0.6% |
| 19 | People are deceived | 1 | 1.823 | 0.6% |
| 23 | Kyrgyzstan` people may loose their patience | 1 | 0.34 | 0.1% |
| 24 | Low living standards | 8 | 9.334 | 2.9% |
| 25 | Racism | 2 | 1.204 | 0.4% |
| 27 | Terrorism | 13 | 10.291 | 3.2% |
| 28 | Struggle for power | 7 | 6.194 | 1.9% |
| 30 | Disagreements between deputies | 3 | 4.154 | 1.3% |
| 31 | No peace | 2 | 2.882 | 0.9% |
| 32 | Due to lands sale to foreign entities | 1 | 1.204 | 0.4% |
| 33 | Chinese even buy out manhole lids | 1 | 0.66 | 0.2% |
| 34 | National debts to different countries | 1 | 1.077 | 0.3% |
| 35 | Division of wealth and finance among bureaucrats | 2 | 2.521 | 0.8% |
| 36 | Economy crisis, poor management | 10 | 9.955 | 3.1% |
| 37 | Discontent with the power, anarchy | 5 | 5.174 | 1.6% |
| 38 | Strikes | 1 | 0.723 | 0.2% |
| 39 | Abroad | 5 | 3.455 | 1.1% |
| 40 | Religious Muslims are against strengthening of Christian sec | 1 | 0.762 | 0.2% |
| 41 | Social explosion, problems | 4 | 3.657 | 1.1% |
| 42 | Fed up with Akaev | 1 | 1.143 | 0.4% |
| 43 | Islamic groups | 1 | 0.646 | 0.2% |
| 45 | Drugs addiction | 7 | 7.67 | 2.4% |
| 46 | Prices growth, expensiveness | 2 | 1.224 | 0.4% |
| 51 | Kyrgyzstan has multiple debts (took many credits) | 2 | 3.214 | 1.0% |
| 52 | Youth issues are not resolved | 3 | 3.989 | 1.3% |
| 53 | Foreigners buy out everything | 1 | 0.762 | 0.2% |
| 54 | High taxes | 2 | 2.183 | 0.7% |
| 55 | Conflicts between leaders | 1 | 0.602 | 0.2% |
| 56 | Lawlessness in policy | 3 | 2.72 | 0.9% |
| 58 | President does not care about his people | 1 | 0.903 | 0.3% |
| 59 | Injustice | 3 | 3.075 | 1.0% |
| 60 | Incompetent power, leaders | 5 | 4.422 | 1.4% |
| 62 | Political disaccords | 3 | 3.335 | 1.0% |
| 63 | Ethnic disagreements, nationalism | 16 | 14.64 | 4.6% |
| 65 | Murders on order | 2 | 1.335 | 0.4% |
| 67 | Leaders of religious movements | 1 | 0.577 | 0.2% |
| 68 | Economic instability | 5 | 4.503 | 1.4% |
| 69 | Commoners do not want and the elite cannot | 1 | 1.435 | 0.5% |
| 70 | Terrorists | 1 | 1.347 | 0.4% |

File database_kyr (cont.)

#105 q32p_2: (Q32 Primary, 2nd). What can be possible reasons for such conflict in our countr (cont.)

| Value (cont.) | Label | Cases | Weighted | Percentage (weighted) |
|---------------|--|-------|----------|-----------------------|
| 71 | Interreligious relations | 3 | 2.562 | 0.8% |
| 73 | Changes in Parliament, in power structures | 1 | 1.227 | 0.4% |
| 75 | Oppressed people | 1 | 0.534 | 0.2% |
| 78 | Falsified unjust elections | 6 | 7.289 | 2.3% |
| 79 | Drugs sale (drugs trafficking) | 1 | 1.974 | 0.6% |
| 80 | Workers do not receive wages | 2 | 2.501 | 0.8% |
| 83 | Protectionism | 1 | 0.679 | 0.2% |
| 84 | People's irresponsibility | 2 | 1.323 | 0.4% |
| 85 | No freedom of speech | 1 | 0.395 | 0.1% |
| 86 | Anger | 3 | 4.578 | 1.4% |
| 90 | Inner conflicts | 1 | 0.641 | 0.2% |
| 91 | Low political and judicial knowledge level of people | 1 | 0.337 | 0.1% |
| 92 | Swearing, insults | 1 | 1.587 | 0.5% |
| 94 | Budgeted employees' low wages | 2 | 3.839 | 1.2% |
| 95 | Low pensions | 2 | 1.378 | 0.4% |
| 97 | Obstacles for people | 1 | 0.952 | 0.3% |
| 98 | Wahhabism | 3 | 2.06 | 0.6% |
| 100 | Nobody cares about common people | 2 | 3.275 | 1.0% |
| 101 | Gas | 1 | 1.261 | 0.4% |
| 102 | Small ethnicities are discriminated | 2 | 1.203 | 0.4% |
| 103 | Alcoholism | 2 | 1.488 | 0.5% |
| 104 | Idleness | 1 | 1.246 | 0.4% |
| 107 | Ethnic diasporas | 1 | 0.533 | 0.2% |
| 109 | Bourgeoisie | 1 | 0.8 | 0.3% |
| 111 | Law and order protecting bodies' bad attitude towards people | 2 | 1.061 | 0.3% |
| 113 | Laws are not observed | 1 | 1.204 | 0.4% |
| 120 | Petroleum | 1 | 0.749 | 0.2% |
| 122 | Low living standards | 2 | 1.544 | 0.5% |
| 123 | Low public health care level | 1 | 1.806 | 0.6% |
| 126 | Truth is not to be found | 2 | 1.505 | 0.5% |
| 127 | Struggle against authorities | 2 | 2.361 | 0.7% |
| 130 | AIDS | 1 | 1.552 | 0.5% |
| 132 | Shift of power | 1 | 0.525 | 0.2% |
| 133 | Theft | 2 | 2.626 | 0.8% |
| 134 | Enmity between tribes/subdivision into clans | 1 | 1.049 | 0.3% |
| 144 | Counterfeit/false alcohol sale | 1 | 0.8 | 0.3% |
| 147 | Owing to Kazakhstan border | 1 | 0.8 | 0.3% |
| 148 | People are all fed up with all that | 1 | 1.017 | 0.3% |
| 149 | Deputies work for their own sake | 1 | 0.973 | 0.3% |
| 153 | To provide the youth with jobs | 1 | 1.6 | 0.5% |
| 156 | Schools' seizure by terrorists | 1 | 0.55 | 0.2% |
| 160 | Presidential elections | 1 | 1.899 | 0.6% |

File database_kyr (cont.)

#105 q32p_2: (Q32 Primary, 2nd). What can be possible reasons for such conflict in our countr (cont.)

| Value (cont.) | Label | Cases | Weighted | Percentage (weighted) |
|---------------|-----------------------------|-------|----------|-----------------------|
| 161 | Genocide | 2 | 1.6 | 0.5% |
| 162 | Fraud | 1 | 1.355 | 0.4% |
| 164 | International conflicts | 1 | 0.801 | 0.3% |
| 167 | International terrorism | 1 | 0.593 | 0.2% |
| 170 | To become a deputy | 1 | 0.745 | 0.2% |
| 173 | Elections of our President | 1 | 0.337 | 0.1% |
| 174 | Hizb-ut-Tahrir | 2 | 1.602 | 0.5% |
| 175 | People's sale | 1 | 1.255 | 0.4% |
| 177 | To incite people collisions | 1 | 0.801 | 0.3% |
| Sysmiss | | 1177 | 1181.844 | |

#106 q32p_3: (Q32 Primary, 3rd). What can be possible reasons for such conflict in our countr

| Information | [type=discrete] [format=numeric] [valid=171] [valid(weighted)=170.711] [range=1-154] | | | |
|------------------|--|-------|----------|-----------------------|
| Literal question | What can be possible reasons for such conflict in our country over the next few years? | | | |
| Security | Public | | | |
| Value | Label | Cases | Weighted | Percentage (weighted) |
| 1 | Poverty | 9 | 7.738 | 4.5% |
| 2 | Unemployment | 14 | 14.142 | 8.3% |
| 4 | Religion | 2 | 2.923 | 1.7% |
| 5 | Land: land appropriation and division | 6 | 4.998 | 2.9% |
| 6 | Water | 4 | 3.508 | 2.1% |
| 7 | Impunity of officials | 4 | 4.44 | 2.6% |
| 8 | Corruption (overall) | 10 | 10.803 | 6.3% |
| 9 | Customs (related conflicts) | 1 | 1.587 | 0.9% |
| 10 | Corruption of police | 1 | 0.747 | 0.4% |
| 11 | Riots | 4 | 3.373 | 2.0% |
| 12 | Criminality | 10 | 10.736 | 6.3% |
| 14 | Money shortage | 3 | 2.51 | 1.5% |
| 24 | Low living standards | 3 | 4.357 | 2.6% |
| 27 | Terrorism | 4 | 4.198 | 2.5% |
| 28 | Struggle for power | 10 | 8.455 | 5.0% |
| 29 | Envy | 1 | 0.723 | 0.4% |
| 32 | Due to lands sale to foreign entities | 1 | 1.204 | 0.7% |
| 36 | Economy crisis, poor management | 3 | 1.563 | 0.9% |
| 37 | Discontent with the power, anarchy | 6 | 5.985 | 3.5% |
| 38 | Strikes | 1 | 1.139 | 0.7% |
| 39 | Abroad | 4 | 3.347 | 2.0% |
| 41 | Social explosion, problems | 3 | 4.526 | 2.7% |
| 44 | Refugees | 2 | 1.615 | 0.9% |
| 45 | Drugs addiction | 1 | 1.841 | 1.1% |
| 46 | Prices growth, expensiveness | 2 | 2.656 | 1.6% |
| 52 | Youth issues are not resolved | 2 | 3.358 | 2.0% |

File database_kyr (cont.)

#106 q32p_3: (Q32 Primary, 3rd). What can be possible reasons for such conflict in our countr (cont.)

| Value (cont.) | Label | Cases | Weighted | Percentage (weighted) |
|---------------|--|-------|----------|-----------------------|
| 54 | High taxes | 3 | 3.037 | 1.8% |
| 56 | Lawlessness in policy | 2 | 1.185 | 0.7% |
| 57 | Riots at the Uzbek border | 1 | 0.762 | 0.4% |
| 59 | Injustice | 2 | 2.43 | 1.4% |
| 60 | Incompetent power, leaders | 4 | 3.932 | 2.3% |
| 63 | Ethnic disagreements, nationalism | 4 | 3.572 | 2.1% |
| 68 | Economic instability | 2 | 1.969 | 1.2% |
| 69 | Commoners do not want and the elite cannot | 1 | 0.685 | 0.4% |
| 71 | Interreligious relations | 2 | 2.811 | 1.6% |
| 73 | Changes in Parliament, in power structures | 1 | 0.776 | 0.5% |
| 74 | Food stuff deficit | 1 | 1.227 | 0.7% |
| 76 | Wars in neighbouring countries | 1 | 0.79 | 0.5% |
| 77 | The number of other ethnicities increases in our state (migr | 1 | 0.674 | 0.4% |
| 78 | Falsified unjust elections | 2 | 1.949 | 1.1% |
| 79 | Drugs sale (drugs trafficking) | 2 | 2.861 | 1.7% |
| 80 | Workers do not receive wages | 1 | 0.384 | 0.2% |
| 83 | Protectionism | 1 | 0.679 | 0.4% |
| 87 | Low cultural level | 1 | 1.713 | 1.0% |
| 89 | Many people live in streets (vagabonds) | 1 | 1.01 | 0.6% |
| 90 | Inner conflicts | 1 | 0.337 | 0.2% |
| 93 | Brains leakage (qualified specialists leave the country) | 1 | 0.76 | 0.4% |
| 94 | Budgeted employees' low wages | 1 | 1.017 | 0.6% |
| 96 | High land tax | 1 | 1.899 | 1.1% |
| 99 | Electricity irregular supplies | 2 | 1.968 | 1.2% |
| 100 | Nobody cares about common people | 1 | 1.261 | 0.7% |
| 101 | Gas | 2 | 1.405 | 0.8% |
| 103 | Alcoholism | 1 | 1.355 | 0.8% |
| 105 | Commercial sex workers from Uzbekistan | 1 | 0.963 | 0.6% |
| 108 | People do not support each other | 1 | 1.2 | 0.7% |
| 110 | Plants and factories stand still | 1 | 0.264 | 0.2% |
| 113 | Laws are not observed | 1 | 0.632 | 0.4% |
| 116 | Government malfunctions | 1 | 0.55 | 0.3% |
| 119 | Trade and economical issues | 2 | 1.539 | 0.9% |
| 124 | Atomic or bacterial weapon | 1 | 0.759 | 0.4% |
| 126 | Truth is not to be found | 2 | 2.408 | 1.4% |
| 128 | Religious fanaticism | 1 | 1.94 | 1.1% |
| 129 | Struggle against religious groups | 1 | 1.836 | 1.1% |
| 137 | Police and courts are also involved in drugs smuggling | 1 | 1.204 | 0.7% |
| 138 | Debts | 1 | 0.372 | 0.2% |
| 142 | Land shortage | 1 | 0.745 | 0.4% |
| 150 | Interstate conflicts | 1 | 0.409 | 0.2% |
| 154 | China will conquer us peacefully | 1 | 0.973 | 0.6% |

File database_kyr (cont.)

#106 q32p_3: (Q32 Primary, 3rd). What can be possible reasons for such conflict in our countr (cont.)

| Value (cont.) | Label | Cases | Weighted | Percentage (weighted) |
|---------------|-------|-------|----------|-----------------------|
| Sysmiss | | 1329 | 1329.289 | |

#107 q32_1: (Q32 Secondary, 1st). What can be possible reasons for such conflict in our coun

| Information | [type=discrete] [format=numeric] [valid=477] [valid(weighted)=467.747] [range=1-99] | | | |
|-------------------------|--|-------|----------|-----------------------|
| Literal question | What can be possible reasons for such conflict in our country over the next few years? | | | |
| Security | Public | | | |
| Value | Label | Cases | Weighted | Percentage (weighted) |
| 1 | Unemployment | 39 | 42.613 | 9.1% |
| 2 | Land: land appropriation and division | 43 | 41.624 | 8.9% |
| 3 | Poverty, people's anger due to social vulnerability | 114 | 118.093 | 25.2% |
| 4 | Religious disagreements, extremism, terrorism | 41 | 39.295 | 8.4% |
| 5 | Criminality, drugs addiction, drugs sale | 12 | 10.028 | 2.1% |
| 6 | Discontent with elections, with the authorities and its inst | 86 | 79.259 | 16.9% |
| 7 | Economic and financial systems crisis, state debts, state re | 26 | 27.494 | 5.9% |
| 8 | Tension in confessions (internal and external) | 21 | 21.303 | 4.6% |
| 9 | Interethnic, interregional tensions, regionalism and tribali | 30 | 30.428 | 6.5% |
| 10 | Border conflicts and tensions, military intrusion from other | 29 | 26.368 | 5.6% |
| 11 | Competition for natural resources and their export | 5 | 3.62 | 0.8% |
| 14 | Miscellaneous | 6 | 5.677 | 1.2% |
| 97 | NO RESPONSE | 3 | 2.19 | 0.5% |
| 98 | Answer is beside the point | 11 | 9.952 | 2.1% |
| 99 | DO NOT KNOW | 11 | 9.804 | 2.1% |
| Sysmiss | | 1023 | 1032.253 | |

#108 q32_2: (Q32 Secondary, 2nd). What can be possible reasons for such conflict in our coun

| Information | [type=discrete] [format=numeric] [valid=292] [valid(weighted)=287.107] [range=1-14] | | | |
|-------------------------|--|-------|----------|-----------------------|
| Literal question | What can be possible reasons for such conflict in our country over the next few years? | | | |
| Security | Public | | | |
| Value | Label | Cases | Weighted | Percentage (weighted) |
| 1 | Unemployment | 33 | 31.85 | 11.1% |
| 2 | Land: land appropriation and division | 20 | 17.659 | 6.2% |
| 3 | Poverty, people's anger due to social vulnerability | 62 | 63.389 | 22.1% |
| 4 | Religious disagreements, extremism, terrorism | 16 | 12.817 | 4.5% |

File database_kyr (cont.)

#108 q32_2: (Q32 Secondary, 2nd). What can be possible reasons for such conflict in our coun (cont.)

| Value (cont.) | Label | Cases | Weighted | Percentage (weighted) |
|---------------|--|-------|----------|-----------------------|
| 5 | Criminality, drugs addiction, drugs sale | 22 | 25.644 | 8.9% |
| 6 | Discontent with elections, with the authorities and its inst | 56 | 58.567 | 20.4% |
| 7 | Economic and financial systems crisis, state debts, state re | 17 | 16.326 | 5.7% |
| 8 | Tension in confessions (internal and external) | 14 | 13.647 | 4.8% |
| 9 | Interethnic, interregional tensions, regionalism and tribali | 22 | 17.576 | 6.1% |
| 10 | Border conflicts and tensions, military intrusion from other | 9 | 7.607 | 2.6% |
| 11 | Competition for natural resources and their export | 13 | 14.502 | 5.1% |
| 14 | Miscellaneous | 8 | 7.525 | 2.6% |
| Sysmiss | | 1208 | 1212.893 | |

#109 q32_3: (Q32 Secondary, 3rd). What can be possible reasons for such conflict in our coun

| Information | [type=discrete] [format=numeric] [valid=111] [valid(weighted)=109.393] [range=1-14] | | | |
|------------------|--|-------|----------|-----------------------|
| Literal question | What can be possible reasons for such conflict in our country over the next few years? | | | |
| Security | Public | | | |
| Value | Label | Cases | Weighted | Percentage (weighted) |
| 1 | Unemployment | 12 | 11.284 | 10.3% |
| 2 | Land: land appropriation and division | 6 | 4.998 | 4.6% |
| 3 | Poverty, people's anger due to social vulnerability | 18 | 20.534 | 18.8% |
| 4 | Religious disagreements, extremism, terrorism | 4 | 4.198 | 3.8% |
| 5 | Criminality, drugs addiction, drugs sale | 9 | 9.525 | 8.7% |
| 6 | Discontent with elections, with the authorities and its inst | 29 | 29.617 | 27.1% |
| 7 | Economic and financial systems crisis, state debts, state re | 8 | 6.118 | 5.6% |
| 8 | Tension in confessions (internal and external) | 5 | 7.57 | 6.9% |
| 9 | Interethnic, interregional tensions, regionalism and tribali | 6 | 4.925 | 4.5% |
| 10 | Border conflicts and tensions, military intrusion from other | 6 | 4.291 | 3.9% |
| 11 | Competition for natural resources and their export | 4 | 3.552 | 3.2% |
| 14 | Miscellaneous | 4 | 2.782 | 2.5% |
| Sysmiss | | 1389 | 1390.607 | |

#110 q33p_1: (Q33 Primary, 1st). What groups or individuals can take part in this conflict in

| | |
|-------------|--|
| Information | [type=discrete] [format=numeric] [valid=477] [valid(weighted)=467.747] [range=1-999] |
|-------------|--|

File database_kyr (cont.)

#110 q33p_1: (Q33 Primary, 1st). What groups or individuals can take part in this conflict in (cont.)

| Literal question | | What groups or individuals can take part in this conflict in our country over the next few years? | | |
|------------------|--|---|----------|-----------------------|
| Security | | Public | | |
| Value | Label | Cases | Weighted | Percentage (weighted) |
| 1 | The poor | 37 | 36.867 | 7.9% |
| 2 | Miserable and suffering people | 8 | 10.844 | 2.3% |
| 3 | The unemployed | 30 | 31.7 | 6.8% |
| 4 | People who have interest in this conflict | 13 | 14.663 | 3.1% |
| 5 | Bought for money | 3 | 3.231 | 0.7% |
| 6 | Criminal groups | 17 | 14.439 | 3.1% |
| 7 | Ordinary people | 10 | 10.128 | 2.2% |
| 8 | Mafia groups | 2 | 2.92 | 0.6% |
| 9 | People | 49 | 51.819 | 11.1% |
| 10 | Drugs sellers | 4 | 2.299 | 0.5% |
| 11 | Terrorists | 21 | 20.088 | 4.3% |
| 12 | Teachers, doctors | 1 | 0.628 | 0.1% |
| 13 | Groups minding only their interests | 3 | 2.864 | 0.6% |
| 14 | Irresponsible people | 2 | 1.055 | 0.2% |
| 15 | Bad people | 3 | 3.403 | 0.7% |
| 16 | Hizb-ut-Tahrir | 8 | 6.773 | 1.4% |
| 17 | Religious groups | 8 | 7.529 | 1.6% |
| 18 | People of other ethnicity | 2 | 1.812 | 0.4% |
| 20 | Wahhabists | 5 | 4.78 | 1.0% |
| 21 | Government, administration | 23 | 21.809 | 4.7% |
| 22 | Different ethnicities | 5 | 5.56 | 1.2% |
| 23 | Various - (from the poor and including the rich) | 6 | 6.033 | 1.3% |
| 24 | Ordinary citizens | 3 | 1.712 | 0.4% |
| 25 | Opposition | 7 | 7.821 | 1.7% |
| 27 | Educated people | 2 | 2.639 | 0.6% |
| 28 | Democrats | 1 | 0.66 | 0.1% |
| 30 | Superior bodies | 3 | 2.159 | 0.5% |
| 31 | People who struggle for power | 5 | 4.768 | 1.0% |
| 33 | People discontented with land division | 1 | 0.66 | 0.1% |
| 34 | Peasants (hired man power) | 4 | 3.798 | 0.8% |
| 35 | Extremists | 5 | 4.046 | 0.9% |
| 37 | Kulov | 1 | 0.723 | 0.2% |
| 39 | People who seek for power | 2 | 1.436 | 0.3% |
| 40 | Deputies | 11 | 9.947 | 2.1% |
| 41 | Nationalists | 2 | 1.029 | 0.2% |
| 42 | Kyrgyzs | 1 | 1.1 | 0.2% |
| 43 | Religious fanatics | 1 | 1.143 | 0.2% |
| 44 | Rural inhabitants | 5 | 4.423 | 0.9% |
| 45 | Neighbours | 2 | 1.983 | 0.4% |
| 47 | Workers of markets | 1 | 0.762 | 0.2% |
| 48 | Chechen terrorists | 1 | 0.762 | 0.2% |

File database_kyr (cont.)

#110 q33p_1: (Q33 Primary, 1st). What groups or individuals can take part in this conflict in (cont.)

| Value (cont.) | Label | Cases | Weighted | Percentage (weighted) |
|---------------|--|-------|----------|-----------------------|
| 49 | Youth | 11 | 10.174 | 2.2% |
| 50 | Inhabitants of border regions | 8 | 7.717 | 1.6% |
| 51 | Drugs addicts | 2 | 2.27 | 0.5% |
| 52 | Patriots | 1 | 0.903 | 0.2% |
| 53 | Politicians | 9 | 8.795 | 1.9% |
| 54 | Police | 6 | 3.314 | 0.7% |
| 56 | Parties | 4 | 4.676 | 1.0% |
| 57 | Economists | 1 | 1.077 | 0.2% |
| 59 | Underground organizations, prohibited by the state | 1 | 1.077 | 0.2% |
| 60 | Between the rich and the poor | 2 | 1.84 | 0.4% |
| 61 | Middle class | 1 | 1.227 | 0.3% |
| 62 | Foreign groups | 1 | 0.534 | 0.1% |
| 63 | Armed groups | 3 | 2.343 | 0.5% |
| 64 | Bureaucrats and their surrounding | 10 | 9.903 | 2.1% |
| 65 | Private firms' owners (businessmen) | 6 | 7.056 | 1.5% |
| 67 | People close to President | 2 | 2.324 | 0.5% |
| 68 | The rich | 2 | 1.87 | 0.4% |
| 70 | Miserable people | 1 | 0.649 | 0.1% |
| 73 | Refugees from other states | 1 | 0.776 | 0.2% |
| 74 | Domestic migrants | 1 | 1.713 | 0.4% |
| 77 | Army (militaries) | 1 | 2.101 | 0.4% |
| 78 | Pensioners | 4 | 4.76 | 1.0% |
| 80 | Religious extremists | 1 | 0.961 | 0.2% |
| 81 | People who have interest in war | 1 | 1.139 | 0.2% |
| 82 | Idlers | 1 | 1.246 | 0.3% |
| 84 | Uneducated people | 3 | 3.734 | 0.8% |
| 85 | The discontented with power | 2 | 1.224 | 0.3% |
| 86 | Wahhabists | 5 | 6.079 | 1.3% |
| 88 | Representatives of Islam | 1 | 1.164 | 0.2% |
| 93 | Aksakals council | 1 | 0.533 | 0.1% |
| 96 | Embittered people | 1 | 1.1 | 0.2% |
| 97 | Entrepreneurs | 5 | 3.568 | 0.8% |
| 100 | Creditors | 1 | 0.742 | 0.2% |
| 101 | Orphans | 1 | 1.114 | 0.2% |
| 104 | Border troops | 2 | 2.242 | 0.5% |
| 105 | Leaders of organizations | 2 | 1.27 | 0.3% |
| 107 | Disturbers | 1 | 0.641 | 0.1% |
| 110 | Ill-bred people | 1 | 0.379 | 0.1% |
| 113 | North and South | 2 | 2.212 | 0.5% |
| 117 | terrorists-suicides (shahids, kamikadze) | 1 | 0.641 | 0.1% |
| 120 | People bankrupts (investors) | 1 | 0.745 | 0.2% |
| 122 | From China | 1 | 1.489 | 0.3% |
| 124 | Those who seek for truth | 1 | 0.903 | 0.2% |

File database_kyr (cont.)

#110 q33p_1: (Q33 Primary, 1st). What groups or individuals can take part in this conflict in (cont.)

| Value (cont.) | Label | Cases | Weighted | Percentage (weighted) |
|---------------|--|-------|----------|-----------------------|
| 125 | Al Qaeda | 1 | 0.745 | 0.2% |
| 126 | People recruited by terrorists | 1 | 0.745 | 0.2% |
| 127 | Population aged between 24 and 42 years | 1 | 0.34 | 0.1% |
| 129 | People aged 22-40 | 1 | 1.019 | 0.2% |
| 130 | Rural administration | 1 | 1.2 | 0.3% |
| 135 | Just people | 1 | 0.973 | 0.2% |
| 136 | People who have no land plots | 1 | 0.649 | 0.1% |
| 137 | Workers | 1 | 0.963 | 0.2% |
| 140 | Leaders of political parties | 1 | 0.674 | 0.1% |
| 141 | Law abiding people | 1 | 0.55 | 0.1% |
| 143 | The rich incite the youth and the poor - they can ignite a n | 1 | 0.55 | 0.1% |
| 146 | Islamic groups | 2 | 1.436 | 0.3% |
| 148 | Free people | 1 | 2.038 | 0.4% |
| 150 | People who struggle for the truth | 1 | 1.204 | 0.3% |
| 151 | Partisans of government | 1 | 1.861 | 0.4% |
| 997 | Answer beside the point | 2 | 1.964 | 0.4% |
| 998 | No answer | 11 | 10.886 | 2.3% |
| 999 | Unable to answer | 17 | 16.915 | 3.6% |
| Sysmiss | | 1023 | 1032.253 | |

#111 q33p_2: (Q33 Primary, 2nd). What groups or individuals can take part in this conflict in

| Information | [type=discrete] [format=numeric] [valid=261] [valid(weighted)=252.718] [range=1-997] | | | |
|-------------------------|---|-------|----------|-----------------------|
| Literal question | What groups or individuals can take part in this conflict in our country over the next few years? | | | |
| Security | Public | | | |
| Value | Label | Cases | Weighted | Percentage (weighted) |
| 1 | The poor | 16 | 14.751 | 5.8% |
| 2 | Miserable and suffering people | 5 | 5.432 | 2.1% |
| 3 | The unemployed | 13 | 13.119 | 5.2% |
| 4 | People who have interest in this conflict | 1 | 1.312 | 0.5% |
| 6 | Criminal groups | 7 | 8.101 | 3.2% |
| 7 | Ordinary people | 8 | 7.703 | 3.0% |
| 9 | People | 18 | 17.384 | 6.9% |
| 10 | Drugs sellers | 3 | 3.255 | 1.3% |
| 11 | Terrorists | 12 | 9.461 | 3.7% |
| 12 | Teachers, doctors | 1 | 1.899 | 0.8% |
| 16 | Hizb-ut-Tahrir | 1 | 0.641 | 0.3% |
| 17 | Religious groups | 5 | 5.678 | 2.2% |
| 18 | People of other ethnicity | 2 | 2.669 | 1.1% |
| 19 | Those who have nothing to do | 1 | 0.655 | 0.3% |
| 20 | Wahhabists | 4 | 3.995 | 1.6% |
| 21 | Government, administration | 17 | 15.105 | 6.0% |

File database_kyr (cont.)

#111 q33p_2: (Q33 Primary, 2nd). What groups or individuals can take part in this conflict in (cont.)

| Value (cont.) | Label | Cases | Weighted | Percentage (weighted) |
|---------------|---|-------|----------|-----------------------|
| 22 | Different ethnicities | 3 | 2.539 | 1.0% |
| 23 | Various - (from the poor and including the rich) | 2 | 0.864 | 0.3% |
| 24 | Ordinary citizens | 2 | 1.644 | 0.7% |
| 25 | Opposition | 5 | 6.728 | 2.7% |
| 26 | Groups of deputies | 1 | 1.809 | 0.7% |
| 29 | Farmers | 1 | 0.66 | 0.3% |
| 31 | People who struggle for power | 4 | 2.176 | 0.9% |
| 32 | People who have been wrongly sentenced to prison | 2 | 2.062 | 0.8% |
| 35 | Extremists | 1 | 0.762 | 0.3% |
| 36 | Jews | 1 | 0.66 | 0.3% |
| 38 | R. Usonov | 1 | 0.723 | 0.3% |
| 39 | People who seek for power | 2 | 2.691 | 1.1% |
| 40 | Deputies | 6 | 4.816 | 1.9% |
| 41 | Nationalists | 1 | 0.759 | 0.3% |
| 42 | Kyrgyzs | 2 | 1.563 | 0.6% |
| 43 | Religious fanatics | 1 | 0.409 | 0.2% |
| 45 | Neighbours | 3 | 3.163 | 1.3% |
| 46 | Local authorities | 2 | 1.981 | 0.8% |
| 49 | Youth | 13 | 15.703 | 6.2% |
| 50 | Inhabitants of border regions | 8 | 8.128 | 3.2% |
| 51 | Drugs addicts | 6 | 6.829 | 2.7% |
| 52 | Patriots | 1 | 0.921 | 0.4% |
| 53 | Politicians | 5 | 6.941 | 2.7% |
| 54 | Police | 8 | 7.884 | 3.1% |
| 56 | Parties | 2 | 2.302 | 0.9% |
| 58 | Those who promise much and do not keep their promises | 1 | 1.077 | 0.4% |
| 60 | Between the rich and the poor | 1 | 0.337 | 0.1% |
| 63 | Armed groups | 1 | 0.534 | 0.2% |
| 64 | Bureaucrats and their surrounding | 2 | 0.659 | 0.3% |
| 68 | The rich | 1 | 0.745 | 0.3% |
| 69 | Independent organizations | 1 | 0.685 | 0.3% |
| 72 | Foreigners | 1 | 0.79 | 0.3% |
| 73 | Refugees from other states | 2 | 3.746 | 1.5% |
| 76 | Aggressively disposed people | 1 | 0.718 | 0.3% |
| 77 | Army (militaries) | 5 | 3.668 | 1.5% |
| 78 | Pensioners | 1 | 1.117 | 0.4% |
| 80 | Religious extremists | 1 | 1.899 | 0.8% |
| 83 | Unscrupulous people | 1 | 1.246 | 0.5% |
| 84 | Uneducated people | 3 | 2.589 | 1.0% |
| 85 | The discontented with power | 2 | 2.711 | 1.1% |
| 87 | Representatives of small ethnicities | 2 | 1.203 | 0.5% |
| 88 | Representatives of Islam | 1 | 0.767 | 0.3% |

File database_kyr (cont.)

#111 q33p_2: (Q33 Primary, 2nd). What groups or individuals can take part in this conflict in (cont.)

| Value (cont.) | Label | Cases | Weighted | Percentage (weighted) |
|---------------|--|-------|----------|-----------------------|
| 90 | Corrupted law and order protecting bodies | 2 | 1.846 | 0.7% |
| 91 | Courts` staff | 1 | 0.776 | 0.3% |
| 92 | Irresponsible people | 1 | 0.533 | 0.2% |
| 95 | Refugees from neighbouring countries | 1 | 1.552 | 0.6% |
| 96 | Embittered people | 1 | 0.825 | 0.3% |
| 98 | Nazi | 1 | 1.055 | 0.4% |
| 99 | People who are easy to persuade | 1 | 0.8 | 0.3% |
| 102 | Customs staff | 2 | 0.866 | 0.3% |
| 104 | Border troops | 3 | 2.336 | 0.9% |
| 105 | Leaders of organizations | 1 | 1.226 | 0.5% |
| 106 | Family clans | 1 | 0.961 | 0.4% |
| 107 | Disturbers | 1 | 0.641 | 0.3% |
| 109 | Relatives of officials | 1 | 1.355 | 0.5% |
| 114 | Gypsies | 1 | 0.776 | 0.3% |
| 115 | People who do not agree with administration | 1 | 1.312 | 0.5% |
| 118 | Bankers | 2 | 2.655 | 1.1% |
| 119 | Drunkards | 2 | 1.3 | 0.5% |
| 120 | People bankrupts (investors) | 1 | 0.961 | 0.4% |
| 123 | From Uzbekistan | 1 | 1.489 | 0.6% |
| 128 | Men and women, who wish to change political environment | 1 | 0.34 | 0.1% |
| 131 | Between Kyrgyzs and Kazakhs | 1 | 1.2 | 0.5% |
| 133 | Economic unions | 1 | 0.649 | 0.3% |
| 138 | Employers | 1 | 0.963 | 0.4% |
| 142 | People of different religions | 3 | 2.789 | 1.1% |
| 144 | Corrupted politicians | 1 | 0.409 | 0.2% |
| 145 | Opposition mass-media | 1 | 0.76 | 0.3% |
| 147 | People from regions, seeking power | 1 | 0.679 | 0.3% |
| 149 | Conflicts between customs staff and inhabitants of border re | 1 | 0.628 | 0.2% |
| 997 | Answer beside the point | 1 | 0.674 | 0.3% |
| Sysmiss | | 1239 | 1247.282 | |

#112 q33p_3: (Q33 Primary, 3rd). What groups or individuals can take part in this conflict in

| Information | [type=discrete] [format=numeric] [valid=114] [valid(weighted)=110.872] [range=1-134] | | | |
|------------------|---|-------|----------|-----------------------|
| Literal question | What groups or individuals can take part in this conflict in our country over the next few years? | | | |
| Security | Public | | | |
| Value | Label | Cases | Weighted | Percentage (weighted) |
| 1 | The poor | 3 | 3.747 | 3.4% |
| 2 | Miserable and suffering people | 2 | 2.617 | 2.4% |
| 6 | Criminal groups | 6 | 4.946 | 4.5% |
| 7 | Ordinary people | 5 | 4.105 | 3.7% |

File database_kyr (cont.)

#112 q33p_3: (Q33 Primary, 3rd). What groups or individuals can take part in this conflict in (cont.)

| Value (cont.) | Label | Cases | Weighted | Percentage (weighted) |
|---------------|-------------------------------|-------|----------|-----------------------|
| 9 | People | 10 | 9.116 | 8.2% |
| 11 | Terrorists | 3 | 2.068 | 1.9% |
| 16 | Hizb-ut-Tahrir | 1 | 1.587 | 1.4% |
| 17 | Religious groups | 1 | 0.55 | 0.5% |
| 20 | Wahhabists | 2 | 3.154 | 2.8% |
| 21 | Government, administration | 2 | 1.609 | 1.5% |
| 22 | Different ethnicities | 4 | 3.318 | 3.0% |
| 25 | Opposition | 3 | 2.809 | 2.5% |
| 34 | Peasants (hired man power) | 1 | 0.99 | 0.9% |
| 35 | Extremists | 2 | 3.088 | 2.8% |
| 40 | Deputies | 5 | 4.577 | 4.1% |
| 41 | Nationalists | 1 | 1.94 | 1.7% |
| 45 | Neighbours | 1 | 0.722 | 0.7% |
| 47 | Workers of markets | 1 | 0.339 | 0.3% |
| 49 | Youth | 3 | 3.17 | 2.9% |
| 50 | Inhabitants of border regions | 6 | 5.061 | 4.6% |
| 51 | Drugs addicts | 1 | 1.841 | 1.7% |
| 53 | Politicians | 3 | 2.642 | 2.4% |
| 54 | Police | 14 | 13.049 | 11.8% |
| 55 | "New Kyrgyzs" | 1 | 0.42 | 0.4% |
| 68 | The rich | 1 | 0.685 | 0.6% |
| 71 | Journalists | 1 | 0.395 | 0.4% |
| 73 | Refugees from other states | 1 | 0.337 | 0.3% |
| 74 | Domestic migrants | 1 | 0.776 | 0.7% |
| 75 | Homeless | 1 | 1.01 | 0.9% |
| 77 | Army (militaries) | 1 | 1.694 | 1.5% |
| 78 | Pensioners | 1 | 0.55 | 0.5% |
| 79 | Sex workers | 1 | 1.133 | 1.0% |
| 84 | Uneducated people | 1 | 1.246 | 1.1% |
| 85 | The discontented with power | 2 | 1.203 | 1.1% |
| 86 | Wahhabists | 1 | 2.099 | 1.9% |
| 89 | Souteneurs | 1 | 0.963 | 0.9% |
| 91 | Courts` staff | 2 | 1.55 | 1.4% |
| 94 | Politically illiterate | 1 | 1.6 | 1.4% |
| 96 | Embittered people | 2 | 1.548 | 1.4% |
| 97 | Entrepreneurs | 1 | 1.164 | 1.0% |
| 102 | Customs staff | 1 | 1.694 | 1.5% |
| 103 | Incompetent politicians | 1 | 1.1 | 1.0% |
| 104 | Border troops | 4 | 4.164 | 3.8% |
| 108 | Bootlickers | 1 | 0.641 | 0.6% |
| 111 | Ethnic groups | 1 | 0.787 | 0.7% |
| 112 | President | 1 | 1.033 | 0.9% |
| 116 | Hostages | 2 | 3.07 | 2.8% |
| 121 | Intelligentsia | 1 | 1.117 | 1.0% |

File database_kyr (cont.)#112 **q33p_3: (Q33 Primary, 3rd). What groups or individuals can take part in this conflict in** (cont.)

| Value (cont.) | Label | Cases | Weighted | Percentage (weighted) |
|---------------|---------------------|-------|----------|-----------------------|
| 132 | Groups of smugglers | 1 | 1.2 | 1.1% |
| 134 | State | 1 | 0.649 | 0.6% |
| Sysmiss | | 1386 | 1389.128 | |

#113 **q33_1: (Q33 Secondary, 1st). What groups or individuals can take part in this conflict**

| Information | [type=discrete] [format=numeric] [valid=477] [valid(weighted)=467.747] [range=1-99] | | | |
|-------------------------|---|-------|----------|-----------------------|
| Literal question | What groups or individuals can take part in this conflict in our country over the next few years? | | | |
| Security | Public | | | |
| Value | Label | Cases | Weighted | Percentage (weighted) |
| 1 | People seek for the truth and justice - the poor, the unempl | 201 | 203.902 | 43.6% |
| 2 | "Bad people", provocateurs, drugs addicts, criminals, terror | 82 | 77.848 | 16.6% |
| 3 | Those who struggle for power - bureaucrats, opposition, poli | 104 | 99.125 | 21.2% |
| 4 | Ethnic groups and nationalists, regional migrants | 13 | 13.425 | 2.9% |
| 5 | Religious groups | 37 | 34.656 | 7.4% |
| 6 | Inhabitants of border regions and refugees | 9 | 8.493 | 1.8% |
| 97 | ANSWER IS BESIDE THE POINT | 3 | 2.497 | 0.5% |
| 98 | NO RESPONSE | 11 | 10.886 | 2.3% |
| 99 | DO NOT KNOW | 17 | 16.915 | 3.6% |
| Sysmiss | | 1023 | 1032.253 | |

#114 **q33_2: (Q33 Secondary, 2nd). What groups or individuals can take part in this conflict**

| Information | [type=discrete] [format=numeric] [valid=188] [valid(weighted)=177.954] [range=1-97] | | | |
|-------------------------|---|-------|----------|-----------------------|
| Literal question | What groups or individuals can take part in this conflict in our country over the next few years? | | | |
| Security | Public | | | |
| Value | Label | Cases | Weighted | Percentage (weighted) |
| 1 | People seek for the truth and justice - the poor, the unempl | 49 | 45.652 | 25.7% |
| 2 | "Bad people", provocateurs, drugs addicts, criminals, terror | 32 | 31.81 | 17.9% |
| 3 | Those who struggle for power - bureaucrats, opposition, poli | 57 | 51.788 | 29.1% |
| 4 | Ethnic groups and nationalists, regional migrants | 16 | 13.777 | 7.7% |
| 5 | Religious groups | 18 | 17.489 | 9.8% |
| 6 | Inhabitants of border regions and refugees | 15 | 16.764 | 9.4% |
| 97 | ANSWER IS BESIDE THE POINT | 1 | 0.674 | 0.4% |
| Sysmiss | | 1312 | 1322.046 | |

File database_kyr (cont.)

| #115 q33_3: (Q33 Secondary, 3rd). What groups or individuals can take part in this conflict | | | | |
|---|---|-------|----------|-----------------------|
| Information | [type=discrete] [format=numeric] [valid=32] [valid(weighted)=35.221] [range=1-6] | | | |
| Literal question | What groups or individuals can take part in this conflict in our country over the next few years? | | | |
| Security | Public | | | |
| Value | Label | Cases | Weighted | Percentage (weighted) |
| 1 | People seek for the truth and justice - the poor, the unempl | 9 | 10.233 | 29.1% |
| 2 | "Bad people", provocateurs, drugs addicts, criminals, terror | 5 | 4.25 | 12.1% |
| 3 | Those who struggle for power - bureaucrats, opposition, poli | 6 | 5.644 | 16.0% |
| 4 | Ethnic groups and nationalists, regional migrants | 4 | 4.693 | 13.3% |
| 5 | Religious groups | 5 | 8.341 | 23.7% |
| 6 | Inhabitants of border regions and refugees | 3 | 2.06 | 5.8% |
| Sysmiss | | 1468 | 1464.779 | |

| #116 q34p_1: (Q34 Primary, 1st). In which form can the conflict be in our country over the ne | | | | |
|---|--|-------|----------|-----------------------|
| Information | [type=discrete] [format=numeric] [valid=477] [valid(weighted)=467.747] [range=1-9] | | | |
| Literal question | In which form can the conflict be in our country over the next few years? | | | |
| Security | Public | | | |
| Value | Label | Cases | Weighted | Percentage (weighted) |
| 1 | Armed conflict | 116 | 113.44 | 24.3% |
| 2 | Mass riots | 262 | 258.609 | 55.3% |
| 3 | Slight use of physical force | 44 | 42.777 | 9.1% |
| 4 | Swearing, insults | 41 | 36.916 | 7.9% |
| 6 | Unlawful actions of authorities | 1 | 1.552 | 0.3% |
| 7 | Demonstrations | 1 | 1.94 | 0.4% |
| 9 | DO NOT KNOW/NO RESPONSE | 12 | 12.515 | 2.7% |
| Sysmiss | | 1023 | 1032.253 | |

| #117 q34p_2: (Q34 Primary, 2nd). In which form can the conflict be in our country over the ne | | | | |
|---|--|-------|----------|-----------------------|
| Information | [type=discrete] [format=numeric] [valid=213] [valid(weighted)=214.338] [range=2-8] | | | |
| Literal question | In which form can the conflict be in our country over the next few years? | | | |
| Security | Public | | | |
| Value | Label | Cases | Weighted | Percentage (weighted) |
| 2 | Mass riots | 70 | 72.092 | 33.6% |
| 3 | Slight use of physical force | 55 | 53.299 | 24.9% |
| 4 | Swearing, insults | 86 | 84.742 | 39.5% |
| 5 | Drugs addiction | 1 | 1.877 | 0.9% |
| 8 | Explosions in the city | 1 | 2.328 | 1.1% |
| Sysmiss | | 1287 | 1285.662 | |

File database_kyr (cont.)

#118 q34p_3: (Q34 Primary, 3rd). In which form can the conflict be in our country over the ne

| Information | [type=discrete] [format=numeric] [valid=46] [valid(weighted)=46.667] [range=3-9] | | | |
|-------------------------|--|-------|----------|-----------------------|
| Literal question | In which form can the conflict be in our country over the next few years? | | | |
| Security | Public | | | |
| Value | Label | Cases | Weighted | Percentage (weighted) |
| 3 | Slight use of physical force | 16 | 15.212 | 32.6% |
| 4 | Swearing, insults | 29 | 30.108 | 64.5% |
| 9 | DO NOT KNOW/NO RESPONSE | 1 | 1.347 | 2.9% |
| Sysmiss | | 1454 | 1453.333 | |

#119 q34p_4: (Q34 Primary, 4th). In which form can the conflict be in our country over the ne

| Information | [type=discrete] [format=numeric] [valid=6] [valid(weighted)=6.61] [range=4-4] | | | |
|-------------------------|---|-------|----------|-----------------------|
| Literal question | In which form can the conflict be in our country over the next few years? | | | |
| Security | Public | | | |
| Value | Label | Cases | Weighted | Percentage (weighted) |
| 4 | Swearing, insults | 6 | 6.61 | 100.0% |
| Sysmiss | | 1494 | 1493.39 | |

#120 q34_1: (Q34 Secondary, 1st). In which form can the conflict be in our country over the

| Information | [type=discrete] [format=numeric] [valid=477] [valid(weighted)=467.747] [range=1-9] | | | |
|-------------------------|--|-------|----------|-----------------------|
| Literal question | In which form can the conflict be in our country over the next few years? | | | |
| Security | Public | | | |
| Value | Label | Cases | Weighted | Percentage (weighted) |
| 1 | Mass riots | 263 | 260.548 | 55.7% |
| 2 | Swearing, insults | 41 | 36.916 | 7.9% |
| 3 | Armed conflict | 116 | 113.44 | 24.3% |
| 4 | Slight use of physical force | 44 | 42.777 | 9.1% |
| 5 | Other | 1 | 1.552 | 0.3% |
| 9 | DO NOT KNOW/NO RESPONSE | 12 | 12.515 | 2.7% |
| Sysmiss | | 1023 | 1032.253 | |

#121 q34_2: (Q34 Secondary, 2nd). In which form can the conflict be in our country over the

| Information | [type=discrete] [format=numeric] [valid=213] [valid(weighted)=214.338] [range=1-5] | | | |
|-------------------------|--|-------|----------|-----------------------|
| Literal question | In which form can the conflict be in our country over the next few years? | | | |
| Security | Public | | | |
| Value | Label | Cases | Weighted | Percentage (weighted) |
| 1 | Mass riots | 70 | 72.092 | 33.6% |
| 2 | Swearing, insults | 86 | 84.742 | 39.5% |
| 3 | Armed conflict | 1 | 2.328 | 1.1% |

File database_kyr (cont.)#121 **q34_2: (Q34 Secondary, 2nd). In which form can the conflict be in our country over the** (cont.)

| Value (cont.) | Label | Cases | Weighted | Percentage (weighted) |
|---------------|------------------------------|-------|----------|-----------------------|
| 4 | Slight use of physical force | 55 | 53.299 | 24.9% |
| 5 | Other | 1 | 1.877 | 0.9% |
| Sysmiss | | 1287 | 1285.662 | |

#122 **q34_3: (Q34 Secondary, 3rd). In which form can the conflict be in our country over the**

| Information | [type=discrete] [format=numeric] [valid=46] [valid(weighted)=46.667] [range=2-9] | | | |
|-------------------------|--|-------|----------|-----------------------|
| Literal question | In which form can the conflict be in our country over the next few years? | | | |
| Security | Public | | | |
| Value | Label | Cases | Weighted | Percentage (weighted) |
| 2 | Swearing, insults | 29 | 30.108 | 64.5% |
| 4 | Slight use of physical force | 16 | 15.212 | 32.6% |
| 9 | DO NOT KNOW/NO RESPONSE | 1 | 1.347 | 2.9% |
| Sysmiss | | 1454 | 1453.333 | |

#123 **q34_4: (Q34 Secondary, 4th). In which form can the conflict be in our country over the**

| Information | [type=discrete] [format=numeric] [valid=6] [valid(weighted)=6.61] [range=2-2] | | | |
|-------------------------|---|-------|----------|-----------------------|
| Literal question | In which form can the conflict be in our country over the next few years? | | | |
| Security | Public | | | |
| Value | Label | Cases | Weighted | Percentage (weighted) |
| 2 | Swearing, insults | 6 | 6.61 | 100.0% |
| Sysmiss | | 1494 | 1493.39 | |

#124 **q35: (Q35). How likely is conflict on the local level, in your village/city, over the**

| Information | [type=discrete] [format=numeric] [valid=1500] [valid(weighted)=1500] [range=1-9] | | | |
|-------------------------|---|-------|----------|-----------------------|
| Literal question | How likely is conflict on the local level, in your village/city, over the next few years? | | | |
| Security | Public | | | |
| Value | Label | Cases | Weighted | Percentage (weighted) |
| 1 | Highly likely | 11 | 9.656 | 0.6% |
| 2 | Fairly likely | 58 | 54.669 | 3.6% |
| 3 | Somewhat likely | 218 | 226.39 | 15.1% |
| 4 | Not likely at all | 1069 | 1074.57 | 71.6% |
| 9 | NR/DK | 144 | 134.715 | 9.0% |

#125 **q36p_1: (Q36 Primary, 1st). What can be possible reasons for such conflict in your city/**

| | | | | |
|-------------------------|--|--|--|--|
| Information | [type=discrete] [format=numeric] [valid=287] [valid(weighted)=290.715] [range=1-128] | | | |
| Literal question | What can be possible reasons for such conflict in your city/village over the next few years? | | | |

File database_kyr (cont.)

#125 q36p_1: (Q36 Primary, 1st). What can be possible reasons for such conflict in your city/ (cont.)

| Security | | Public | | | |
|----------|--|--------|----------|-----------------------|-------|
| Value | Label | Cases | Weighted | Percentage (weighted) | |
| 1 | Unemployment | 31 | 31.227 | | 10.7% |
| 2 | Land (distribution) | 30 | 33.924 | | 11.7% |
| 3 | Water | 14 | 11.26 | | 3.9% |
| 4 | Due to religion (interreligious) | 5 | 5.687 | | 2.0% |
| 5 | Due to ethnic motive (interethnic) | 12 | 12.845 | | 4.4% |
| 6 | The gap between the rich and the poor | 2 | 2.107 | | 0.7% |
| 8 | Shortage of finance (money) for life, poverty | 28 | 26.076 | | 9.0% |
| 9 | Corruption | 1 | 0.316 | | 0.1% |
| 10 | Customs | 1 | 0.314 | | 0.1% |
| 12 | Border | 4 | 3.926 | | 1.4% |
| 13 | Lawlessness | 2 | 1.91 | | 0.7% |
| 14 | Impunity of officials | 1 | 0.747 | | 0.3% |
| 16 | Inflation | 1 | 1.121 | | 0.4% |
| 23 | Due to unjust land distribution | 2 | 2.59 | | 0.9% |
| 25 | Conflict | 2 | 1.35 | | 0.5% |
| 27 | Discontent of government | 10 | 9.801 | | 3.4% |
| 28 | Social explosion, social reasons | 6 | 8.509 | | 2.9% |
| 29 | They switch off electricity without the reasons /irregular s | 6 | 4.525 | | 1.6% |
| 30 | Allowances and pensions are not given on time | 2 | 2.228 | | 0.8% |
| 31 | Elections | 5 | 2.605 | | 0.9% |
| 32 | Tightened trade regulations | 1 | 0.762 | | 0.3% |
| 33 | Privatization | 1 | 1.143 | | 0.4% |
| 34 | Terrorism, terrorists, act of terror | 6 | 7.402 | | 2.5% |
| 35 | Banks do not give money | 3 | 4.219 | | 1.5% |
| 39 | Irresponsible administration | 1 | 1.841 | | 0.6% |
| 40 | Injustice | 2 | 1.227 | | 0.4% |
| 41 | Due to shortage of schooling materials, books | 1 | 1.534 | | 0.5% |
| 42 | Shortage of equipment | 2 | 2.13 | | 0.7% |
| 43 | Criminality | 6 | 4.264 | | 1.5% |
| 44 | Alcoholism | 4 | 4.277 | | 1.5% |
| 45 | Expensive municipal services charges | 2 | 2.338 | | 0.8% |
| 46 | Economic | 2 | 1.694 | | 0.6% |
| 47 | People are disposed against government | 1 | 1.077 | | 0.4% |
| 49 | Because of money | 1 | 1.139 | | 0.4% |
| 50 | Incompetent administration | 6 | 5.984 | | 2.1% |
| 51 | Houses are not heated | 1 | 0.55 | | 0.2% |
| 52 | People fear of telling the truth | 1 | 1.684 | | 0.6% |
| 53 | Division of power, of posts (struggle for power) | 6 | 4.819 | | 1.7% |
| 54 | Owing to the discotheque | 2 | 2.27 | | 0.8% |
| 56 | High taxes | 2 | 2.038 | | 0.7% |

File database_kyr (cont.)

#125 q36p_1: (Q36 Primary, 1st). What can be possible reasons for such conflict in your city/ (cont.)

| Value (cont.) | Label | Cases | Weighted | Percentage (weighted) |
|---------------|---|-------|----------|-----------------------|
| 59 | Drug addiction | 1 | 1.2 | 0.4% |
| 60 | Idleness | 2 | 1.779 | 0.6% |
| 61 | Alcoholism | 4 | 4.855 | 1.7% |
| 62 | Strike | 1 | 1.264 | 0.4% |
| 65 | Wastes are poured out into canals | 1 | 1.506 | 0.5% |
| 66 | Disorder | 3 | 2.334 | 0.8% |
| 67 | Replacement of Akaev | 2 | 2.102 | 0.7% |
| 68 | Lands around cities are inhabited | 1 | 1.94 | 0.7% |
| 70 | Low educational level of people | 1 | 0.409 | 0.1% |
| 71 | Non-payment for cotton harvesting | 1 | 0.742 | 0.3% |
| 74 | Division according to clans | 1 | 0.742 | 0.3% |
| 75 | Police interfering | 1 | 0.668 | 0.2% |
| 77 | At the border goods are confiscated without legal reasons | 1 | 0.791 | 0.3% |
| 81 | Same as for wars in Iraq | 1 | 0.339 | 0.1% |
| 82 | Revision of privatization results | 1 | 1.552 | 0.5% |
| 85 | Transport issues | 1 | 0.602 | 0.2% |
| 86 | Poor quality of the school maintenance | 2 | 3.01 | 1.0% |
| 90 | Change of power | 1 | 0.787 | 0.3% |
| 91 | Drinkable water unavailability | 1 | 0.674 | 0.2% |
| 93 | People's rebellion against Government | 1 | 1.312 | 0.5% |
| 94 | Banks bankruptcy | 1 | 0.776 | 0.3% |
| 96 | Low living standards | 3 | 3.662 | 1.3% |
| 97 | Deteriorating roads | 1 | 0.674 | 0.2% |
| 98 | Do not know | 18 | 22.393 | 7.7% |
| 99 | Answer misses the point | 7 | 9.928 | 3.4% |
| 103 | Same as for a war in Chechnya | 1 | 1.117 | 0.4% |
| 105 | Authorities do not think about the people | 1 | 0.602 | 0.2% |
| 107 | The strike of the people of Kyrgyzstan | 1 | 0.745 | 0.3% |
| 108 | Foodstuff prices growth | 1 | 0.745 | 0.3% |
| 109 | No telephone, was not connected to | 1 | 1.489 | 0.5% |
| 110 | Disagreements in view and opinions | 1 | 0.34 | 0.1% |
| 115 | Pre-electioneering actions | 1 | 0.55 | 0.2% |
| 117 | Racial discrimination | 1 | 0.55 | 0.2% |
| 118 | They force to vote for their candidates | 1 | 0.776 | 0.3% |
| 119 | Due to the meeting | 1 | 0.409 | 0.1% |
| 123 | Selling alcoholic spirits without a license | 1 | 0.395 | 0.1% |
| 126 | Poverty | 1 | 0.969 | 0.3% |
| 128 | The unemployed youth | 1 | 0.527 | 0.2% |
| Sysmiss | | 1213 | 1209.285 | |

#126 q36p_2: (Q36 Primary, 2nd). What can be possible reasons for such conflict in your city/

| | |
|-------------|--|
| Information | [type=discrete] [format=numeric] [valid=175] [valid(weighted)=164.145] [range=1-129] |
|-------------|--|

File database_kyr (cont.)

#126 q36p_2: (Q36 Primary, 2nd). What can be possible reasons for such conflict in your city/ (cont.)

| Literal question | | What can be possible reasons for such conflict in your city/village over the next few years? | | |
|------------------|--|--|----------|-----------------------|
| Security | | Public | | |
| Value | Label | Cases | Weighted | Percentage (weighted) |
| 1 | Unemployment | 25 | 20.888 | 12.7% |
| 2 | Land (distribution) | 15 | 14.03 | 8.5% |
| 3 | Water | 7 | 8.494 | 5.2% |
| 4 | Due to religion (interreligious) | 3 | 3.561 | 2.2% |
| 5 | Due to ethnic motive (interethnic) | 7 | 5.741 | 3.5% |
| 6 | The gap between the rich and the poor | 2 | 2.179 | 1.3% |
| 7 | Corruption of police | 1 | 0.747 | 0.5% |
| 8 | Shortage of finance (money) for life, poverty | 9 | 7.047 | 4.3% |
| 9 | Corruption | 7 | 6.74 | 4.1% |
| 11 | Transparency of borders | 1 | 1.121 | 0.7% |
| 12 | Border | 1 | 1.264 | 0.8% |
| 14 | Impunity of officials | 2 | 2.107 | 1.3% |
| 15 | Corrupted policemen | 1 | 0.747 | 0.5% |
| 17 | Few opportunities to earn money | 1 | 0.628 | 0.4% |
| 18 | Hard life | 1 | 0.655 | 0.4% |
| 19 | Rumours | 1 | 1.809 | 1.1% |
| 20 | Theft | 3 | 2.89 | 1.8% |
| 21 | Property division among relatives | 1 | 0.99 | 0.6% |
| 24 | Due to the unfair division of pastures | 1 | 0.99 | 0.6% |
| 25 | Conflict | 2 | 1.665 | 1.0% |
| 27 | Discontent of government | 5 | 4.825 | 2.9% |
| 28 | Social explosion, social reasons | 7 | 3.764 | 2.3% |
| 29 | They switch off electricity without the reasons /irregular s | 1 | 1.011 | 0.6% |
| 30 | Allowances and pensions are not given on time | 2 | 1.549 | 0.9% |
| 31 | Elections | 1 | 1.579 | 1.0% |
| 34 | Terrorism, terrorists, act of terror | 1 | 0.339 | 0.2% |
| 36 | Pensioners often step forward with placards | 1 | 0.762 | 0.5% |
| 38 | Problems are not resolved on time | 1 | 1.841 | 1.1% |
| 40 | Injustice | 2 | 1.841 | 1.1% |
| 41 | Due to shortage of schooling materials, books | 2 | 2.42 | 1.5% |
| 43 | Criminality | 2 | 1.154 | 0.7% |
| 44 | Alcoholism | 5 | 5.092 | 3.1% |
| 45 | Expensive municipal services charges | 1 | 0.379 | 0.2% |
| 46 | Economic | 2 | 2.771 | 1.7% |
| 48 | Unfair distribution of humanitarian aid | 1 | 0.613 | 0.4% |
| 49 | Because of money | 1 | 1.227 | 0.7% |
| 51 | Houses are not heated | 2 | 1.347 | 0.8% |
| 53 | Division of power, of posts (struggle for power) | 7 | 6.091 | 3.7% |
| 55 | Deputies do not perform their duties | 2 | 2.225 | 1.4% |

File database_kyr (cont.)

#126 q36p_2: (Q36 Primary, 2nd). What can be possible reasons for such conflict in your city/ (cont.)

| Value (cont.) | Label | Cases | Weighted | Percentage (weighted) |
|---------------|--|-------|----------|-----------------------|
| 56 | High taxes | 2 | 1.693 | 1.0% |
| 58 | Misunderstanding each other | 1 | 0.935 | 0.6% |
| 59 | Drug addiction | 1 | 0.623 | 0.4% |
| 60 | Idleness | 1 | 1.558 | 0.9% |
| 61 | Alcoholism | 2 | 2.562 | 1.6% |
| 62 | Strike | 1 | 1.139 | 0.7% |
| 64 | Low remuneration for jobs | 2 | 3.586 | 2.2% |
| 66 | Disorder | 2 | 1.067 | 0.7% |
| 69 | Migration from provinces | 1 | 1.94 | 1.2% |
| 72 | The street is dirty, all in garbage | 1 | 0.55 | 0.3% |
| 76 | City Motorway Inspection acts unlawfully | 1 | 0.668 | 0.4% |
| 78 | Documents check | 1 | 0.791 | 0.5% |
| 80 | Violence | 1 | 0.339 | 0.2% |
| 82 | Revision of privatization results | 1 | 0.948 | 0.6% |
| 83 | Disorders at markets | 1 | 0.776 | 0.5% |
| 89 | Due to the youth who consume drugs | 1 | 0.759 | 0.5% |
| 91 | Drinkable water unavailability | 2 | 1.276 | 0.8% |
| 92 | Low cultural level | 1 | 1.94 | 1.2% |
| 96 | Low living standards | 1 | 0.903 | 0.6% |
| 100 | Human resources policy | 1 | 0.316 | 0.2% |
| 101 | Impunity of the rich | 1 | 1.139 | 0.7% |
| 104 | In schools parents are demanded much money | 1 | 1.204 | 0.7% |
| 105 | Authorities do not think about the people | 1 | 2.038 | 1.2% |
| 106 | Human rights violation | 1 | 1.861 | 1.1% |
| 108 | Foodstuff prices growth | 1 | 0.745 | 0.5% |
| 111 | Reached the limit | 1 | 0.34 | 0.2% |
| 112 | Compensations are not allocated | 1 | 0.649 | 0.4% |
| 113 | Water shortage | 1 | 1.402 | 0.9% |
| 114 | No school playing ground | 1 | 1.534 | 0.9% |
| 116 | Unfair struggle of candidates | 1 | 0.55 | 0.3% |
| 121 | Infringement of citizens` rights | 1 | 0.632 | 0.4% |
| 128 | The unemployed youth | 1 | 0.961 | 0.6% |
| 129 | Discontent with rural administration | 1 | 1.6 | 1.0% |
| Sysmiss | | 1325 | 1335.855 | |

#127 q36p_3: (Q36 Primary, 3rd). What can be possible reasons for such conflict in your city/

| Information | [type=discrete] [format=numeric] [valid=66] [valid(weighted)=60.291] [range=1-125] | | | |
|------------------|--|-------|----------|-----------------------|
| Literal question | What can be possible reasons for such conflict in your city/village over the next few years? | | | |
| Security | Public | | | |
| Value | Label | Cases | Weighted | Percentage (weighted) |
| 1 | Unemployment | 3 | 1.94 | 3.2% |

File database_kyr (cont.)

#127 q36p_3: (Q36 Primary, 3rd). What can be possible reasons for such conflict in your city/ (cont.)

| Value (cont.) | Label | Cases | Weighted | Percentage (weighted) |
|---------------|--|-------|----------|-----------------------|
| 2 | Land (distribution) | 3 | 2.949 | 4.9% |
| 5 | Due to ethnic motive (interethnic) | 2 | 1.903 | 3.2% |
| 8 | Shortage of finance (money) for life, poverty | 2 | 1.147 | 1.9% |
| 9 | Corruption | 4 | 4.062 | 6.7% |
| 12 | Border | 1 | 1.861 | 3.1% |
| 13 | Lawlessness | 4 | 3.019 | 5.0% |
| 20 | Theft | 4 | 3.41 | 5.7% |
| 22 | Conflict between relatives | 1 | 0.66 | 1.1% |
| 26 | Debts | 1 | 0.723 | 1.2% |
| 28 | Social explosion, social reasons | 2 | 0.889 | 1.5% |
| 29 | They switch off electricity without the reasons /irregular s | 1 | 0.674 | 1.1% |
| 30 | Allowances and pensions are not given on time | 1 | 0.674 | 1.1% |
| 31 | Elections | 1 | 0.646 | 1.1% |
| 37 | Oppression of opposition | 1 | 0.762 | 1.3% |
| 40 | Injustice | 2 | 1.844 | 3.1% |
| 42 | Shortage of equipment | 3 | 2.988 | 5.0% |
| 43 | Criminality | 3 | 3.621 | 6.0% |
| 50 | Incompetent administration | 1 | 0.674 | 1.1% |
| 53 | Division of power, of posts (struggle for power) | 2 | 1.061 | 1.8% |
| 56 | High taxes | 2 | 2.705 | 4.5% |
| 57 | People possess weapons | 1 | 1.028 | 1.7% |
| 63 | North-South | 2 | 2.812 | 4.7% |
| 66 | Disorder | 3 | 2.86 | 4.7% |
| 70 | Low educational level of people | 1 | 1.94 | 3.2% |
| 73 | Water switch off (hot and cold) | 1 | 0.55 | 0.9% |
| 79 | Irresponsibility | 1 | 0.961 | 1.6% |
| 85 | Transport issues | 1 | 0.776 | 1.3% |
| 87 | Friends and families are insulted | 1 | 0.759 | 1.3% |
| 88 | Expensive benzene | 1 | 0.379 | 0.6% |
| 89 | Due to the youth who consume drugs | 1 | 1.505 | 2.5% |
| 94 | Banks bankruptcy | 1 | 1.58 | 2.6% |
| 95 | low wages | 1 | 0.776 | 1.3% |
| 96 | Low living standards | 1 | 0.745 | 1.2% |
| 101 | Impunity of the rich | 1 | 0.316 | 0.5% |
| 102 | No understanding | 1 | 0.961 | 1.6% |
| 120 | Between parties | 1 | 1.264 | 2.1% |
| 122 | Unfair elections | 1 | 0.395 | 0.7% |
| 124 | Always trying to make both ends meet | 1 | 1.713 | 2.8% |
| 125 | Due to an uncertain future | 1 | 0.76 | 1.3% |
| Sysmiss | | 1434 | 1439.709 | |

File database_kyr (cont.)**#128 q36_1: (Q36 Secondary, 1st). What can be possible reasons for such conflict in your cit**

| Information | [type=discrete] [format=numeric] [valid=287] [valid(weighted)=290.715] [range=1-99] | | | |
|-------------------------|--|-------|----------|-----------------------|
| Literal question | What can be possible reasons for such conflict in your city/village over the next few years? | | | |
| Security | Public | | | |
| Value | Label | Cases | Weighted | Percentage (weighted) |
| 1 | Unemployment | 34 | 33.533 | 11.5% |
| 2 | Land and water seizure and division | 33 | 38.454 | 13.2% |
| 3 | Poverty, social stratification between the rich and the poo | 59 | 61.902 | 21.3% |
| 4 | Discontent with elections and power institutions, struggle o | 52 | 45.341 | 15.6% |
| 5 | Criminality, alcoholism, drugs addiction, terrorism | 22 | 22.393 | 7.7% |
| 6 | Infrastructure and municipal services condition, irregular s | 27 | 22.784 | 7.8% |
| 7 | Lack of tolerance among people from different ethnic, religi | 19 | 19.825 | 6.8% |
| 8 | Domestic conflicts and others | 16 | 14.162 | 4.9% |
| 98 | ANSWER MISSED THE POINT | 7 | 9.928 | 3.4% |
| 99 | DO NOT KNOW | 18 | 22.393 | 7.7% |
| Sysmiss | | 1213 | 1209.285 | |

#129 q36_2: (Q36 Secondary, 2nd). What can be possible reasons for such conflict in your cit

| Information | [type=discrete] [format=numeric] [valid=153] [valid(weighted)=144.486] [range=1-8] | | | |
|-------------------------|--|-------|----------|-----------------------|
| Literal question | What can be possible reasons for such conflict in your city/village over the next few years? | | | |
| Security | Public | | | |
| Value | Label | Cases | Weighted | Percentage (weighted) |
| 1 | Unemployment | 29 | 24.814 | 17.2% |
| 2 | Land and water seizure and division | 16 | 15.725 | 10.9% |
| 3 | Poverty, social stratification between the rich and the poo | 34 | 29.173 | 20.2% |
| 4 | Discontent with elections and power institutions, struggle o | 33 | 30.139 | 20.9% |
| 5 | Criminality, alcoholism, drugs addiction, terrorism | 11 | 9.221 | 6.4% |
| 6 | Infrastructure and municipal services condition, irregular s | 10 | 11.798 | 8.2% |
| 7 | Lack of tolerance among people from different ethnic, religi | 11 | 12.034 | 8.3% |
| 8 | Domestic conflicts and others | 9 | 11.583 | 8.0% |
| Sysmiss | | 1347 | 1355.514 | |

#130 q36_3: (Q36 Secondary, 3rd). What can be possible reasons for such conflict in your cit

| | | | | |
|-------------------------|--|--|--|--|
| Information | [type=discrete] [format=numeric] [valid=35] [valid(weighted)=31.933] [range=1-8] | | | |
| Literal question | What can be possible reasons for such conflict in your city/village over the next few years? | | | |

File database_kyr (cont.)

#130 q36_3: (Q36 Secondary, 3rd). What can be possible reasons for such conflict in your cit (cont.)

| Security | | Public | | |
|-----------------|--|--------|----------|-----------------------|
| Value | Label | Cases | Weighted | Percentage (weighted) |
| 1 | Unemployment | 1 | 0.533 | 1.7% |
| 2 | Land and water seizure and division | 2 | 1.255 | 3.9% |
| 3 | Poverty, social stratification between the rich and the poo | 3 | 2.17 | 6.8% |
| 4 | Discontent with elections and power institutions, struggle o | 10 | 8.155 | 25.5% |
| 5 | Criminality, alcoholism, drugs addiction, terrorism | 8 | 8.536 | 26.7% |
| 7 | Lack of tolerance among people from different ethnic, religi | 1 | 0.409 | 1.3% |
| 8 | Domestic conflicts and others | 10 | 10.876 | 34.1% |
| Sysmiss | | 1465 | 1468.067 | |

#131 q37p_1: (Q37 Primary, 1st). In which form can the conflict be in your city/village over

| Information | | [type=discrete] [format=numeric] [valid=287] [valid(weighted)=290.715] [range=1-12] | | |
|-------------------------|------------------------------|---|----------|-----------------------|
| Literal question | | In which form can the conflict be in your city/village over the next few years? | | |
| Security | | Public | | |
| Value | Label | Cases | Weighted | Percentage (weighted) |
| 1 | Armed conflict | 29 | 34.147 | 11.7% |
| 2 | Mass riots | 145 | 138.21 | 47.5% |
| 3 | Slight use of physical force | 30 | 29.686 | 10.2% |
| 4 | Swearing, insults | 64 | 64.355 | 22.1% |
| 5 | Meeting | 1 | 1.714 | 0.6% |
| 6 | Property seizure | 1 | 1.552 | 0.5% |
| 9 | DO NOT KNOW/NO RESPONSE | 15 | 18.367 | 6.3% |
| 10 | Demonstrations | 1 | 1.94 | 0.7% |
| 12 | Explosion of houses | 1 | 0.745 | 0.3% |
| Sysmiss | | 1213 | 1209.285 | |

#132 q37p_2: (Q37 Primary, 2nd). In which form can the conflict be in your city/village over

| Information | | [type=discrete] [format=numeric] [valid=102] [valid(weighted)=107.367] [range=2-7] | | |
|-------------------------|------------------------------|--|----------|-----------------------|
| Literal question | | In which form can the conflict be in your city/village over the next few years? | | |
| Security | | Public | | |
| Value | Label | Cases | Weighted | Percentage (weighted) |
| 2 | Mass riots | 15 | 18.918 | 17.6% |
| 3 | Slight use of physical force | 21 | 20.403 | 19.0% |
| 4 | Swearing, insults | 65 | 66.495 | 61.9% |
| 7 | Judicial processes | 1 | 1.552 | 1.4% |
| Sysmiss | | 1398 | 1392.633 | |

File database_kyr (cont.)

#133 q37p_3: (Q37 Primary, 3rd). In which form can the conflict be in your city/village over

| Information | [type=discrete] [format=numeric] [valid=18] [valid(weighted)=20.848] [range=3-4] | | | |
|-------------------------|--|-------|----------|-----------------------|
| Literal question | In which form can the conflict be in your city/village over the next few years? | | | |
| Security | Public | | | |
| Value | Label | Cases | Weighted | Percentage (weighted) |
| 3 | Slight use of physical force | 5 | 6.805 | 32.6% |
| 4 | Swearing, insults | 13 | 14.043 | 67.4% |
| Sysmiss | | 1482 | 1479.152 | |

#134 q37p_4: (Q37 Primary, 4th). In which form can the conflict be in your city/village over

| Information | [type=discrete] [format=numeric] [valid=2] [valid(weighted)=3.924] [range=4-4] | | | |
|-------------------------|---|-------|----------|-----------------------|
| Literal question | In which form can the conflict be in your city/village over the next few years? | | | |
| Security | Public | | | |
| Value | Label | Cases | Weighted | Percentage (weighted) |
| 4 | Swearing, insults | 2 | 3.924 | 100.0% |
| Sysmiss | | 1498 | 1496.076 | |

#135 q37p_5: (Q37 Primary, 5th). In which form can the conflict be in your city/village over

| Information | [type=discrete] [format=numeric] [valid=1] [valid(weighted)=1.552] [range=8-8] | | | |
|-------------------------|---|-------|----------|-----------------------|
| Literal question | In which form can the conflict be in your city/village over the next few years? | | | |
| Security | Public | | | |
| Value | Label | Cases | Weighted | Percentage (weighted) |
| 8 | People's war against officials | 1 | 1.552 | 100.0% |
| Sysmiss | | 1499 | 1498.448 | |

#136 q37_1: (Q37 Secondary, 1st). In which form can the conflict be in your city/village over

| Information | [type=discrete] [format=numeric] [valid=287] [valid(weighted)=290.715] [range=1-9] | | | |
|-------------------------|--|-------|----------|-----------------------|
| Literal question | In which form can the conflict be in your city/village over the next few years? | | | |
| Security | Public | | | |
| Value | Label | Cases | Weighted | Percentage (weighted) |
| 1 | Mass riots | 147 | 141.864 | 48.8% |
| 2 | Swearing, insults | 64 | 64.355 | 22.1% |
| 3 | Slight use of physical force | 30 | 29.686 | 10.2% |
| 4 | Armed conflict | 30 | 34.891 | 12.0% |
| 5 | Other | 1 | 1.552 | 0.5% |
| 9 | DO NOT KNOW/NO RESPONSE | 15 | 18.367 | 6.3% |
| Sysmiss | | 1213 | 1209.285 | |

File database_kyr (cont.)

#137 q37_2: (Q37 Secondary, 2nd). In which form can the conflict be in your city/village over

| Information | [type=discrete] [format=numeric] [valid=101] [valid(weighted)=105.815] [range=1-3] | | | |
|-------------------------|--|-------|----------|-----------------------|
| Literal question | In which form can the conflict be in your city/village over the next few years? | | | |
| Security | Public | | | |
| Value | Label | Cases | Weighted | Percentage (weighted) |
| 1 | Mass riots | 15 | 18.918 | 17.9% |
| 2 | Swearing, insults | 65 | 66.495 | 62.8% |
| 3 | Slight use of physical force | 21 | 20.403 | 19.3% |
| Sysmiss | | 1399 | 1394.185 | |

#138 q37_3: (Q37 Secondary, 3rd). In which form can the conflict be in your city/village over

| Information | [type=discrete] [format=numeric] [valid=18] [valid(weighted)=20.848] [range=2-3] | | | |
|-------------------------|--|-------|----------|-----------------------|
| Literal question | In which form can the conflict be in your city/village over the next few years? | | | |
| Security | Public | | | |
| Value | Label | Cases | Weighted | Percentage (weighted) |
| 2 | Swearing, insults | 13 | 14.043 | 67.4% |
| 3 | Slight use of physical force | 5 | 6.805 | 32.6% |
| Sysmiss | | 1482 | 1479.152 | |

#139 q37_4: (Q37 Secondary, 4th). In which form can the conflict be in your city/village over

| Information | [type=discrete] [format=numeric] [valid=2] [valid(weighted)=3.924] [range=2-2] | | | |
|-------------------------|---|-------|----------|-----------------------|
| Literal question | In which form can the conflict be in your city/village over the next few years? | | | |
| Security | Public | | | |
| Value | Label | Cases | Weighted | Percentage (weighted) |
| 2 | Swearing, insults | 2 | 3.924 | 100.0% |
| Sysmiss | | 1498 | 1496.076 | |

#140 q38: (Q38). How likely is conflict between Kyrgyzstan and other countries in Central

| Information | [type=discrete] [format=numeric] [valid=1500] [valid(weighted)=1500] [range=1-9] | | | |
|-------------------------|--|-------|----------|-----------------------|
| Literal question | How likely is conflict between Kyrgyzstan and other countries in Central Asia? | | | |
| Security | Public | | | |
| Value | Label | Cases | Weighted | Percentage (weighted) |
| 1 | Highly likely | 14 | 11.64 | 0.8% |
| 2 | Fairly likely | 155 | 158.736 | 10.6% |
| 3 | Somewhat likely | 351 | 350.003 | 23.3% |
| 4 | Not likely at all | 769 | 778.784 | 51.9% |
| 9 | NR/DK | 211 | 200.836 | 13.4% |

File database_kyr (cont.)

#141 q39a1: (Q39A1). Can a conflict be between Kyrgyzstan and Kazakhstan?

| Information | [type=discrete] [format=numeric] [valid=520] [valid(weighted)=520.38] [range=1-9] | | | |
|-------------------------|---|-------|----------|-----------------------|
| Literal question | Can a conflict be between Kyrgyzstan and Kazakhstan? | | | |
| Security | Public | | | |
| Value | Label | Cases | Weighted | Percentage (weighted) |
| 1 | Yes | 129 | 119.33 | 22.9% |
| 2 | No | 358 | 369.606 | 71.0% |
| 9 | DK/NR | 33 | 31.444 | 6.0% |
| Sysmiss | | 980 | 979.62 | |

#142 q39a2p_1: (Q39A2 Primary, 1st). Because of which reasons the conflict can be between Kyrgy

| Information | [type=discrete] [format=numeric] [valid=129] [valid(weighted)=119.33] [range=1-99] | | | |
|-------------------------|--|-------|----------|-----------------------|
| Literal question | Because of which reasons the conflict can be between Kyrgyzstan and Kazakhstan? | | | |
| Security | Public | | | |
| Value | Label | Cases | Weighted | Percentage (weighted) |
| 1 | Drugs (smuggling) | 1 | 0.26 | 0.2% |
| 3 | Water issues | 13 | 12.264 | 10.3% |
| 4 | Land (borders) | 3 | 1.921 | 1.6% |
| 5 | Customs, incorrect function of customs | 22 | 21.075 | 17.7% |
| 7 | Border | 18 | 15.71 | 13.2% |
| 9 | Territory | 1 | 1.117 | 0.9% |
| 11 | Gas | 1 | 0.409 | 0.3% |
| 12 | Do not bear each other | 1 | 0.655 | 0.5% |
| 13 | Interethnic conflicts | 3 | 2.843 | 2.4% |
| 15 | Territory | 7 | 6.189 | 5.2% |
| 17 | Energy power | 2 | 1.523 | 1.3% |
| 18 | Bad diplomatic relations | 3 | 4.55 | 3.8% |
| 19 | Bad relations with those who went to work | 2 | 2.039 | 1.7% |
| 24 | Trade | 4 | 5.413 | 4.5% |
| 26 | Political disagreements | 2 | 1.856 | 1.6% |
| 27 | Conflicts during passport regime check | 1 | 0.8 | 0.7% |
| 28 | National conflict | 1 | 1.355 | 1.1% |
| 29 | Economic | 3 | 1.774 | 1.5% |
| 30 | Border conflict | 1 | 0.379 | 0.3% |
| 35 | Criminality | 1 | 2.101 | 1.8% |
| 37 | Illegal border crossing | 1 | 0.533 | 0.4% |
| 41 | Transportation related issues | 1 | 1.552 | 1.3% |
| 43 | Migration | 1 | 1.049 | 0.9% |
| 44 | Labour migrants from Kyrgyzstan face many obstacles | 1 | 1.204 | 1.0% |
| 45 | People's employment | 1 | 0.745 | 0.6% |
| 46 | Visa regime | 1 | 0.409 | 0.3% |
| 47 | Travel via border | 1 | 1.2 | 1.0% |
| 99 | Do not know | 32 | 28.404 | 23.8% |

File database_kyr (cont.)#142 **q39a2p_1: (Q39A2 Primary, 1st). Because of which reasons the conflict can be between Kyrgy** (cont.)

| Value (cont.) | Label | Cases | Weighted | Percentage (weighted) |
|---------------|-------|-------|----------|-----------------------|
| Sysmiss | | 1371 | 1380.67 | |

#143 **q39a2p_2: (Q39A2 Primary, 2nd). Because of which reasons the conflict can be between Kyrgy**

| Information | [type=discrete] [format=numeric] [valid=5] [valid(weighted)=4.435] [range=3-32] | | | |
|-------------------------|---|-------|----------|-----------------------|
| Literal question | Because of which reasons the conflict can be between Kyrgyzstan and Kazakhstan? | | | |
| Security | Public | | | |
| Value | Label | Cases | Weighted | Percentage (weighted) |
| 3 | Water issues | 2 | 1.744 | 39.3% |
| 29 | Economic | 1 | 1.552 | 35.0% |
| 30 | Border conflict | 1 | 0.8 | 18.0% |
| 32 | Religious misunderstanding | 1 | 0.339 | 7.6% |
| Sysmiss | | 1495 | 1495.565 | |

#144 **q39a2_1: (Q39A2 Secondary, 1st). Because of which reasons the conflict can be between Kyr**

| Information | [type=discrete] [format=numeric] [valid=129] [valid(weighted)=119.33] [range=1-9] | | | |
|-------------------------|---|-------|----------|-----------------------|
| Literal question | Because of which reasons the conflict can be between Kyrgyzstan and Kazakhstan? | | | |
| Security | Public | | | |
| Value | Label | Cases | Weighted | Percentage (weighted) |
| 1 | Difficulties at border crossing, visa regime introduction is | 34 | 32.757 | 27.5% |
| 2 | Border and territorial disputes | 30 | 25.316 | 21.2% |
| 3 | Distribution of water and energy resources | 16 | 14.196 | 11.9% |
| 4 | Labour migration and interethnic tensions | 10 | 9.889 | 8.3% |
| 5 | Other | 7 | 8.767 | 7.3% |
| 9 | DO NOT KNOW | 32 | 28.404 | 23.8% |
| Sysmiss | | 1371 | 1380.67 | |

#145 **q39a2_2: (Q39A2 Secondary, 2nd). Because of which reasons the conflict can be between Kyr**

| Information | [type=discrete] [format=numeric] [valid=3] [valid(weighted)=2.474] [range=2-4] | | | |
|-------------------------|---|-------|----------|-----------------------|
| Literal question | Because of which reasons the conflict can be between Kyrgyzstan and Kazakhstan? | | | |
| Security | Public | | | |
| Value | Label | Cases | Weighted | Percentage (weighted) |
| 2 | Border and territorial disputes | 1 | 0.8 | 32.3% |
| 3 | Distribution of water and energy resources | 1 | 1.335 | 54.0% |
| 4 | Labour migration and interethnic tensions | 1 | 0.339 | 13.7% |
| Sysmiss | | 1497 | 1497.526 | |

File database_kyr (cont.)

#146 q40ap_1: (Q40A Primary, 1st). In which form can the conflict be between Kyrgyzstan and Ka

| Information | [type=discrete] [format=numeric] [valid=129] [valid(weighted)=119.33] [range=1-99] | | | |
|-------------------------|--|-------|----------|-----------------------|
| Literal question | In which form can the conflict be between Kyrgyzstan and Kazakhstan? | | | |
| Security | Public | | | |
| Value | Label | Cases | Weighted | Percentage (weighted) |
| 1 | War | 6 | 6.915 | 5.8% |
| 2 | Rupture of diplomatic relations | 34 | 31.618 | 26.5% |
| 3 | Armed border conflict | 33 | 30.886 | 25.9% |
| 4 | Mass riots | 24 | 20.14 | 16.9% |
| 5 | Slight use of physical force | 6 | 6.613 | 5.5% |
| 6 | Swearing, insults | 13 | 13.666 | 11.5% |
| 99 | DO NOT KNOW/NO RESPONSE | 13 | 9.49 | 8.0% |
| Sysmiss | | 1371 | 1380.67 | |

#147 q40ap_2: (Q40A Primary, 2nd). In which form can the conflict be between Kyrgyzstan and Ka

| Information | [type=discrete] [format=numeric] [valid=19] [valid(weighted)=15.809] [range=1-6] | | | |
|-------------------------|--|-------|----------|-----------------------|
| Literal question | In which form can the conflict be between Kyrgyzstan and Kazakhstan? | | | |
| Security | Public | | | |
| Value | Label | Cases | Weighted | Percentage (weighted) |
| 1 | War | 2 | 1.061 | 6.7% |
| 2 | Rupture of diplomatic relations | 1 | 1.335 | 8.4% |
| 3 | Armed border conflict | 7 | 4.146 | 26.2% |
| 4 | Mass riots | 7 | 7.378 | 46.7% |
| 5 | Slight use of physical force | 1 | 0.534 | 3.4% |
| 6 | Swearing, insults | 1 | 1.355 | 8.6% |
| Sysmiss | | 1481 | 1484.191 | |

#148 q40ap_3: (Q40A Primary, 3rd). In which form can the conflict be between Kyrgyzstan and Ka

| Information | [type=discrete] [format=numeric] [valid=10] [valid(weighted)=6.026] [range=3-6] | | | |
|-------------------------|---|-------|----------|-----------------------|
| Literal question | In which form can the conflict be between Kyrgyzstan and Kazakhstan? | | | |
| Security | Public | | | |
| Value | Label | Cases | Weighted | Percentage (weighted) |
| 3 | Armed border conflict | 1 | 0.534 | 8.9% |
| 4 | Mass riots | 5 | 2.423 | 40.2% |
| 5 | Slight use of physical force | 2 | 1.6 | 26.6% |
| 6 | Swearing, insults | 2 | 1.469 | 24.4% |
| Sysmiss | | 1490 | 1493.974 | |

#149 q40a_1: (Q40A Secondary, 1st). In which form can the conflict be between Kyrgyzstan and

| | | | | |
|--------------------|---|--|--|--|
| Information | [type=discrete] [format=numeric] [valid=129] [valid(weighted)=119.33] [range=1-9] | | | |
|--------------------|---|--|--|--|

File database_kyr (cont.)

#149 q40a_1: (Q40A Secondary, 1st). In which form can the conflict be between Kyrgyzstan and (cont.)

| Literal question | In which form can the conflict be between Kyrgyzstan and Kazakhstan? | | | |
|-------------------------|--|-------|----------|-----------------------|
| Security | Public | | | |
| Value | Label | Cases | Weighted | Percentage (weighted) |
| 1 | Armed border conflict | 33 | 30.886 | 25.9% |
| 2 | Mass riots | 24 | 20.14 | 16.9% |
| 3 | Rupture of diplomatic relations | 34 | 31.618 | 26.5% |
| 4 | Swearing, insults | 13 | 13.666 | 11.5% |
| 5 | Slight use of physical force | 6 | 6.613 | 5.5% |
| 6 | War | 6 | 6.915 | 5.8% |
| 9 | DO NOT KNOW | 13 | 9.49 | 8.0% |
| Sysmiss | | 1371 | 1380.67 | |

#150 q40a_2: (Q40A Secondary, 2nd). In which form can the conflict be between Kyrgyzstan and

| Information | [type=discrete] [format=numeric] [valid=19] [valid(weighted)=15.809] [range=1-6] | | | |
|-------------------------|--|-------|----------|-----------------------|
| Literal question | In which form can the conflict be between Kyrgyzstan and Kazakhstan? | | | |
| Security | Public | | | |
| Value | Label | Cases | Weighted | Percentage (weighted) |
| 1 | Armed border conflict | 7 | 4.146 | 26.2% |
| 2 | Mass riots | 7 | 7.378 | 46.7% |
| 3 | Rupture of diplomatic relations | 1 | 1.335 | 8.4% |
| 4 | Swearing, insults | 1 | 1.355 | 8.6% |
| 5 | Slight use of physical force | 1 | 0.534 | 3.4% |
| 6 | War | 2 | 1.061 | 6.7% |
| Sysmiss | | 1481 | 1484.191 | |

#151 q40a_3: (Q40A Secondary, 3rd). In which form can the conflict be between Kyrgyzstan and

| Information | [type=discrete] [format=numeric] [valid=10] [valid(weighted)=6.026] [range=1-5] | | | |
|-------------------------|---|-------|----------|-----------------------|
| Literal question | In which form can the conflict be between Kyrgyzstan and Kazakhstan? | | | |
| Security | Public | | | |
| Value | Label | Cases | Weighted | Percentage (weighted) |
| 1 | Armed border conflict | 1 | 0.534 | 8.9% |
| 2 | Mass riots | 5 | 2.423 | 40.2% |
| 4 | Swearing, insults | 2 | 1.469 | 24.4% |
| 5 | Slight use of physical force | 2 | 1.6 | 26.6% |
| Sysmiss | | 1490 | 1493.974 | |

#152 q39b1: (Q39B1). Can a conflict be between Kyrgyzstan and Tajikistan?

| | | | | |
|-------------------------|---|--|--|--|
| Information | [type=discrete] [format=numeric] [valid=520] [valid(weighted)=520.38] [range=1-9] | | | |
| Literal question | Can a conflict be between Kyrgyzstan and Tajikistan? | | | |

File database_kyr (cont.)

#152 q39b1: (Q39B1). Can a conflict be between Kyrgyzstan and Tajikistan? (cont.)

| Security | | Public | | |
|----------|-------|--------|----------|-----------------------|
| Value | Label | Cases | Weighted | Percentage (weighted) |
| 1 | Yes | 172 | 176.844 | 34.0% |
| 2 | No | 298 | 296.886 | 57.1% |
| 9 | DK/NR | 50 | 46.65 | 9.0% |
| Sysmiss | | 980 | 979.62 | |

#153 q39b2p_1: (Q39B2 Primary, 1st). Because of which reasons the conflict can be between Kyrgyz

| Information | | [type=discrete] [format=numeric] [valid=172] [valid(weighted)=176.844] [range=1-99] | | |
|------------------|--|---|----------|-----------------------|
| Literal question | | Because of which reasons the conflict can be between Kyrgyzstan and Tajikistan? | | |
| Security | | Public | | |
| Value | Label | Cases | Weighted | Percentage (weighted) |
| 1 | Drugs (smuggling) | 64 | 66.492 | 37.6% |
| 2 | Illegal smuggling of people | 2 | 2.239 | 1.3% |
| 3 | Water issues | 6 | 6.948 | 3.9% |
| 4 | Land (border) | 3 | 2.448 | 1.4% |
| 5 | Customs, incorrect function of customs | 5 | 4.522 | 2.6% |
| 6 | Terrorism | 10 | 6.975 | 3.9% |
| 7 | Border | 16 | 19.705 | 11.1% |
| 8 | Refugees | 2 | 3.461 | 2.0% |
| 9 | Territory | 5 | 6.087 | 3.4% |
| 15 | Territory | 6 | 5.171 | 2.9% |
| 18 | Bad diplomatic relations | 2 | 1.621 | 0.9% |
| 23 | Ecology | 2 | 2.455 | 1.4% |
| 24 | Trade | 3 | 3.903 | 2.2% |
| 27 | Conflicts during passport regime check | 1 | 1.435 | 0.8% |
| 28 | National conflict | 1 | 1.355 | 0.8% |
| 29 | Economic | 1 | 0.339 | 0.2% |
| 30 | Border conflict | 4 | 3.332 | 1.9% |
| 32 | Religious misunderstanding | 2 | 2.442 | 1.4% |
| 40 | Disputes around enclaves | 1 | 0.668 | 0.4% |
| 43 | Migration | 3 | 2.711 | 1.5% |
| 99 | DO NOT KNOW | 33 | 32.533 | 18.4% |
| Sysmiss | | 1328 | 1323.156 | |

#154 q39b2p_2: (Q39B2 Primary, 2nd). Because of which reasons the conflict can be between Kyrgyz

| Information | | [type=discrete] [format=numeric] [valid=7] [valid(weighted)=5.833] [range=1-42] | | |
|------------------|-------------------|---|----------|-----------------------|
| Literal question | | Because of which reasons the conflict can be between Kyrgyzstan and Tajikistan? | | |
| Security | | Public | | |
| Value | Label | Cases | Weighted | Percentage (weighted) |
| 1 | Drugs (smuggling) | 1 | 1.494 | 25.6% |

File database_kyr (cont.)

#154 q39b2p_2: (Q39B2 Primary, 2nd). Because of which reasons the conflict can be between Kyrgy (cont.)

| Value (cont.) | Label | Cases | Weighted | Percentage (weighted) |
|---------------|-----------------------------|-------|----------|-----------------------|
| 2 | Illegal smuggling of people | 1 | 1.121 | 19.2% |
| 6 | Terrorism | 2 | 1.376 | 23.6% |
| 8 | Refugees | 1 | 0.745 | 12.8% |
| 32 | Religious misunderstanding | 1 | 0.339 | 5.8% |
| 42 | Weapon | 1 | 0.759 | 13.0% |
| Sysmiss | | 1493 | 1494.167 | |

#155 q39b2_1: (Q39B2 Secondary, 1st). Because of which reasons the conflict can be between Kyr

| Information | [type=discrete] [format=numeric] [valid=172] [valid(weighted)=176.844] [range=1-99] | | | |
|-------------------------|---|-------|----------|-----------------------|
| Literal question | Because of which reasons the conflict can be between Kyrgyzstan and Tajikistan? | | | |
| Security | Public | | | |
| Value | Label | Cases | Weighted | Percentage (weighted) |
| 1 | Illegal migration, drugs, weapon and terrorism trafficking, | 88 | 89.191 | 50.4% |
| 2 | Territorial disputes, enclaves issue and water distribution | 41 | 44.359 | 25.1% |
| 3 | Other | 10 | 10.761 | 6.1% |
| 99 | DO NOT KNOW | 33 | 32.533 | 18.4% |
| Sysmiss | | 1328 | 1323.156 | |

#156 q39b2_2: (Q39B2 Secondary, 2nd). Because of which reasons the conflict can be between Kyr

| Information | [type=discrete] [format=numeric] [valid=2] [valid(weighted)=1.39] [range=1-1] | | | |
|-------------------------|---|-------|----------|-----------------------|
| Literal question | Because of which reasons the conflict can be between Kyrgyzstan and Tajikistan? | | | |
| Security | Public | | | |
| Value | Label | Cases | Weighted | Percentage (weighted) |
| 1 | Illegal migration, drugs, weapon and terrorism trafficking, | 2 | 1.39 | 100.0% |
| Sysmiss | | 1498 | 1498.61 | |

#157 q40bp_1: (Q40B Primary, 1st). In which form can the conflict be between Kyrgyzstan and Ta

| Information | [type=discrete] [format=numeric] [valid=172] [valid(weighted)=176.844] [range=1-99] | | | |
|-------------------------|---|-------|----------|-----------------------|
| Literal question | In which form can the conflict be between Kyrgyzstan and Tajikistan? | | | |
| Security | Public | | | |
| Value | Label | Cases | Weighted | Percentage (weighted) |
| 1 | War | 18 | 16.504 | 9.3% |
| 2 | Rupture of diplomatic relations | 17 | 19.574 | 11.1% |
| 3 | Armed border conflict | 66 | 64.876 | 36.7% |
| 4 | Mass riots | 28 | 30.611 | 17.3% |
| 5 | Slight use of physical force | 10 | 8.338 | 4.7% |

File database_kyr (cont.)#157 **q40bp_1: (Q40B Primary, 1st). In which form can the conflict be between Kyrgyzstan and Ta** (cont.)

| Value (cont.) | Label | Cases | Weighted | Percentage (weighted) |
|---------------|-------------------------|-------|----------|-----------------------|
| 6 | Swearing, insults | 10 | 10.05 | 5.7% |
| 7 | Disorder | 3 | 3.467 | 2.0% |
| 9 | Terrorism | 2 | 2.148 | 1.2% |
| 11 | They will take drugs | 5 | 5.453 | 3.1% |
| 14 | Explosions | 1 | 0.745 | 0.4% |
| 99 | DO NOT KNOW/NO RESPONSE | 12 | 15.078 | 8.5% |
| Sysmiss | | 1328 | 1323.156 | |

#158 **q40bp_2: (Q40B Primary, 2nd). In which form can the conflict be between Kyrgyzstan and Ta**

| Information | [type=discrete] [format=numeric] [valid=43] [valid(weighted)=40.916] [range=1-8] | | | |
|-------------------------|--|-------|----------|-----------------------|
| Literal question | In which form can the conflict be between Kyrgyzstan and Tajikistan? | | | |
| Security | Public | | | |
| Value | Label | Cases | Weighted | Percentage (weighted) |
| 1 | War | 3 | 2.936 | 7.2% |
| 2 | Rupture of diplomatic relations | 2 | 1.902 | 4.6% |
| 3 | Armed border conflict | 16 | 16.126 | 39.4% |
| 4 | Mass riots | 10 | 8.728 | 21.3% |
| 5 | Slight use of physical force | 5 | 4.073 | 10.0% |
| 6 | Swearing, insults | 5 | 5.501 | 13.4% |
| 7 | Disorder | 1 | 0.99 | 2.4% |
| 8 | Economic blockade | 1 | 0.66 | 1.6% |
| Sysmiss | | 1457 | 1459.084 | |

#159 **q40bp_3: (Q40B Primary, 3rd). In which form can the conflict be between Kyrgyzstan and Ta**

| Information | [type=discrete] [format=numeric] [valid=21] [valid(weighted)=19.37] [range=1-6] | | | |
|-------------------------|---|-------|----------|-----------------------|
| Literal question | In which form can the conflict be between Kyrgyzstan and Tajikistan? | | | |
| Security | Public | | | |
| Value | Label | Cases | Weighted | Percentage (weighted) |
| 1 | War | 1 | 0.668 | 3.4% |
| 2 | Rupture of diplomatic relations | 5 | 4.909 | 25.3% |
| 3 | Armed border conflict | 1 | 0.534 | 2.8% |
| 4 | Mass riots | 11 | 10.919 | 56.4% |
| 5 | Slight use of physical force | 1 | 0.646 | 3.3% |
| 6 | Swearing, insults | 2 | 1.694 | 8.7% |
| Sysmiss | | 1479 | 1480.63 | |

#160 **q40bp_4: (Q40B Primary, 4th). In which form can the conflict be between Kyrgyzstan and Ta**

| | | | | |
|--------------------|--|--|--|--|
| Information | [type=discrete] [format=numeric] [valid=1] [valid(weighted)=0.801] [range=3-3] | | | |
|--------------------|--|--|--|--|

File database_kyr (cont.)

#160 q40bp_4: (Q40B Primary, 4th). In which form can the conflict be between Kyrgyzstan and Ta (cont.)

| | | | | |
|-------------------------|--|--------------|-----------------|------------------------------|
| Literal question | In which form can the conflict be between Kyrgyzstan and Tajikistan? | | | |
| Security | Public | | | |
| Value | Label | Cases | Weighted | Percentage (weighted) |
| 3 | Armed border conflict | 1 | 0.801 | 100.0% |
| Sysmiss | | 1499 | 1499.199 | |

#161 q40b_1: (Q40B Secondary, 1st). In which form can the conflict be between Kyrgyzstan and

| | | | | |
|-------------------------|--|--------------|-----------------|------------------------------|
| Information | [type=discrete] [format=numeric] [valid=172] [valid(weighted)=176.844] [range=1-9] | | | |
| Literal question | In which form can the conflict be between Kyrgyzstan and Tajikistan? | | | |
| Security | Public | | | |
| Value | Label | Cases | Weighted | Percentage (weighted) |
| 1 | Armed border conflict | 66 | 64.876 | 36.7% |
| 2 | Mass riots | 31 | 34.078 | 19.3% |
| 3 | Rupture of diplomatic relations | 17 | 19.574 | 11.1% |
| 4 | War | 18 | 16.504 | 9.3% |
| 5 | Swearing, insults | 10 | 10.05 | 5.7% |
| 6 | Slight use of physical force | 10 | 8.338 | 4.7% |
| 7 | Other | 8 | 8.346 | 4.7% |
| 9 | DO NOT KNOW | 12 | 15.078 | 8.5% |
| Sysmiss | | 1328 | 1323.156 | |

#162 q40b_2: (Q40B Secondary, 2nd). In which form can the conflict be between Kyrgyzstan and

| | | | | |
|-------------------------|--|--------------|-----------------|------------------------------|
| Information | [type=discrete] [format=numeric] [valid=43] [valid(weighted)=40.916] [range=1-7] | | | |
| Literal question | In which form can the conflict be between Kyrgyzstan and Tajikistan? | | | |
| Security | Public | | | |
| Value | Label | Cases | Weighted | Percentage (weighted) |
| 1 | Armed border conflict | 16 | 16.126 | 39.4% |
| 2 | Mass riots | 11 | 9.717 | 23.7% |
| 3 | Rupture of diplomatic relations | 2 | 1.902 | 4.6% |
| 4 | War | 3 | 2.936 | 7.2% |
| 5 | Swearing, insults | 5 | 5.501 | 13.4% |
| 6 | Slight use of physical force | 5 | 4.073 | 10.0% |
| 7 | Other | 1 | 0.66 | 1.6% |
| Sysmiss | | 1457 | 1459.084 | |

#163 q40b_3: (Q40B Secondary, 3rd). In which form can the conflict be between Kyrgyzstan and

| | | | | |
|-------------------------|---|--|--|--|
| Information | [type=discrete] [format=numeric] [valid=21] [valid(weighted)=19.37] [range=1-6] | | | |
| Literal question | In which form can the conflict be between Kyrgyzstan and Tajikistan? | | | |
| Security | Public | | | |

File database_kyr (cont.)

#163 q40b_3: (Q40B Secondary, 3rd). In which form can the conflict be between Kyrgyzstan and (cont.)

| Value | Label | Cases | Weighted | Percentage (weighted) |
|---------|---------------------------------|-------|----------|-----------------------|
| 1 | Armed border conflict | 1 | 0.534 | 2.8% |
| 2 | Mass riots | 11 | 10.919 | 56.4% |
| 3 | Rupture of diplomatic relations | 5 | 4.909 | 25.3% |
| 4 | War | 1 | 0.668 | 3.4% |
| 5 | Swearing, insults | 2 | 1.694 | 8.7% |
| 6 | Slight use of physical force | 1 | 0.646 | 3.3% |
| Sysmiss | | 1479 | 1480.63 | |

#164 q40b_4: (Q40B Secondary, 4th). In which form can the conflict be between Kyrgyzstan and

| Information | [type=discrete] [format=numeric] [valid=1] [valid(weighted)=0.801] [range=1-1] | | | |
|-------------------------|--|-------|----------|-----------------------|
| Literal question | In which form can the conflict be between Kyrgyzstan and Tajikistan? | | | |
| Security | Public | | | |
| Value | Label | Cases | Weighted | Percentage (weighted) |
| 1 | Armed border conflict | 1 | 0.801 | 100.0% |
| Sysmiss | | 1499 | 1499.199 | |

#165 q39c1: (Q39C1). Can a conflict be between Kyrgyzstan and Turkmenistan?

| Information | [type=discrete] [format=numeric] [valid=520] [valid(weighted)=520.38] [range=1-9] | | | |
|-------------------------|---|-------|----------|-----------------------|
| Literal question | Can a conflict be between Kyrgyzstan and Turkmenistan? | | | |
| Security | Public | | | |
| Value | Label | Cases | Weighted | Percentage (weighted) |
| 1 | Yes | 24 | 20.906 | 4.0% |
| 2 | No | 421 | 427.704 | 82.2% |
| 9 | DK/NR | 75 | 71.769 | 13.8% |
| Sysmiss | | 980 | 979.62 | |

#166 q39c2p_1: (Q39C2 Primary). Because of which reasons the conflict can be between Kyrgyzstan

| Information | [type=discrete] [format=numeric] [valid=24] [valid(weighted)=20.906] [range=1-99] | | | |
|-------------------------|---|-------|----------|-----------------------|
| Literal question | Because of which reasons the conflict can be between Kyrgyzstan and Turkmenistan? | | | |
| Security | Public | | | |
| Value | Label | Cases | Weighted | Percentage (weighted) |
| 1 | Drugs (smuggling) | 4 | 2.669 | 12.8% |
| 3 | Water issues (the Caspian Sea issues. ÅJ) | 1 | 1.602 | 7.7% |
| 6 | Terrorists | 1 | 0.339 | 1.6% |
| 7 | Border | 2 | 1.691 | 8.1% |
| 18 | Bad diplomatic relations | 1 | 0.99 | 4.7% |
| 21 | Benzene | 1 | 0.59 | 2.8% |
| 22 | Misbehaviour of many individuals | 1 | 1.122 | 5.4% |

File database_kyr (cont.)#166 **q39c2p_1: (Q39C2 Primary). Because of which reasons the conflict can be between Kyrgyzstan** (cont.)

| Value (cont.) | Label | Cases | Weighted | Percentage (weighted) |
|---------------|--|-------|----------|-----------------------|
| 27 | Conflicts during passport regime check | 1 | 1.435 | 6.9% |
| 32 | Religious misunderstanding | 1 | 0.339 | 1.6% |
| 99 | No response | 11 | 10.13 | 48.5% |
| Sysmiss | | 1476 | 1479.094 | |

#167 **q39c2_1: (Q39C2 Secondary). Because of which reasons the conflict can be between Kyrgyzst**

| Information | [type=discrete] [format=numeric] [valid=24] [valid(weighted)=20.906] [range=1-9] | | | |
|-------------------------|---|-------|----------|-----------------------|
| Literal question | Because of which reasons the conflict can be between Kyrgyzstan and Turkmenistan? | | | |
| Security | Public | | | |
| Value | Label | Cases | Weighted | Percentage (weighted) |
| 1 | Drugs and terrorists trafficking, smuggling | 7 | 5.034 | 24.1% |
| 2 | Frontiers of territories and sea | 4 | 4.282 | 20.5% |
| 3 | Other | 2 | 1.46 | 7.0% |
| 9 | DO NOT KNOW | 11 | 10.13 | 48.5% |
| Sysmiss | | 1476 | 1479.094 | |

#168 **q40cp_1: (Q40C Primary, 1st). In which form can the conflict be between Kyrgyzstan and Tu**

| Information | [type=discrete] [format=numeric] [valid=24] [valid(weighted)=20.906] [range=1-7] | | | |
|-------------------------|--|-------|----------|-----------------------|
| Literal question | In which form can the conflict be between Kyrgyzstan and Turkmenistan? | | | |
| Security | Public | | | |
| Value | Label | Cases | Weighted | Percentage (weighted) |
| 1 | War | 2 | 1.589 | 7.6% |
| 2 | Rupture of diplomatic relations | 6 | 5.423 | 25.9% |
| 3 | Armed border conflict | 6 | 3.435 | 16.4% |
| 4 | Mass riots | 6 | 7.115 | 34.0% |
| 5 | Slight use of physical force | 1 | 0.59 | 2.8% |
| 6 | Swearing, insults | 2 | 1.764 | 8.4% |
| 7 | Disorder | 1 | 0.99 | 4.7% |
| Sysmiss | | 1476 | 1479.094 | |

#169 **q40cp_2: (Q40C Primary, 2nd). In which form can the conflict be between Kyrgyzstan and Tu**

| Information | [type=discrete] [format=numeric] [valid=6] [valid(weighted)=6.073] [range=1-6] | | | |
|-------------------------|--|-------|----------|-----------------------|
| Literal question | In which form can the conflict be between Kyrgyzstan and Turkmenistan? | | | |
| Security | Public | | | |
| Value | Label | Cases | Weighted | Percentage (weighted) |
| 1 | War | 1 | 1.602 | 26.4% |
| 3 | Armed border conflict | 3 | 2.207 | 36.3% |
| 5 | Slight use of physical force | 1 | 0.745 | 12.3% |

File database_kyr (cont.)#169 **q40cp_2: (Q40C Primary, 2nd). In which form can the conflict be between Kyrgyzstan and Tu** (cont.)

| Value (cont.) | Label | Cases | Weighted | Percentage (weighted) |
|---------------|-------------------|-------|----------|-----------------------|
| 6 | Swearing, insults | 1 | 1.519 | 25.0% |
| Sysmiss | | 1494 | 1493.927 | |

#170 **q40cp_3: (Q40C Primary, 3rd). In which form can the conflict be between Kyrgyzstan and Tu**

| Information | [type=discrete] [format=numeric] [valid=2] [valid(weighted)=1.14] [range=2-4] | | | |
|-------------------------|---|-------|----------|-----------------------|
| Literal question | In which form can the conflict be between Kyrgyzstan and Turkmenistan? | | | |
| Security | Public | | | |
| Value | Label | Cases | Weighted | Percentage (weighted) |
| 2 | Rupture of diplomatic relations | 1 | 0.801 | 70.3% |
| 4 | Mass riots | 1 | 0.339 | 29.7% |
| Sysmiss | | 1498 | 1498.86 | |

#171 **q40cp_4: (Q40C Primary, 4th). In which form can the conflict be between Kyrgyzstan and Tu**

| Information | [type=discrete] [format=numeric] [valid=1] [valid(weighted)=0.801] [range=1-1] | | | |
|-------------------------|--|-------|----------|-----------------------|
| Literal question | In which form can the conflict be between Kyrgyzstan and Turkmenistan? | | | |
| Security | Public | | | |
| Value | Label | Cases | Weighted | Percentage (weighted) |
| 1 | War | 1 | 0.801 | 100.0% |
| Sysmiss | | 1499 | 1499.199 | |

#172 **q40c_1: (Q40C Secondary, 1st). In which form can the conflict be between Kyrgyzstan and**

| Information | [type=discrete] [format=numeric] [valid=24] [valid(weighted)=20.906] [range=1-6] | | | |
|-------------------------|--|-------|----------|-----------------------|
| Literal question | In which form can the conflict be between Kyrgyzstan and Turkmenistan? | | | |
| Security | Public | | | |
| Value | Label | Cases | Weighted | Percentage (weighted) |
| 1 | Armed border conflict | 6 | 3.435 | 16.4% |
| 2 | Rupture of diplomatic relations | 6 | 5.423 | 25.9% |
| 3 | Mass riots | 6 | 7.115 | 34.0% |
| 4 | War | 3 | 2.578 | 12.3% |
| 5 | Swearing, insults | 2 | 1.764 | 8.4% |
| 6 | Slight use of physical force | 1 | 0.59 | 2.8% |
| Sysmiss | | 1476 | 1479.094 | |

#173 **q40c_2: (Q40C Secondary, 2nd). In which form can the conflict be between Kyrgyzstan and**

| | | | | |
|-------------------------|--|--|--|--|
| Information | [type=discrete] [format=numeric] [valid=6] [valid(weighted)=6.073] [range=1-6] | | | |
| Literal question | In which form can the conflict be between Kyrgyzstan and Turkmenistan? | | | |

File database_kyr (cont.)

#173 q40c_2: (Q40C Secondary, 2nd). In which form can the conflict be between Kyrgyzstan and (cont.)

| Security | | Public | | |
|-----------------|------------------------------|--------|----------|-----------------------|
| Value | Label | Cases | Weighted | Percentage (weighted) |
| 1 | Armed border conflict | 3 | 2.207 | 36.3% |
| 4 | War | 1 | 1.602 | 26.4% |
| 5 | Swearing, insults | 1 | 1.519 | 25.0% |
| 6 | Slight use of physical force | 1 | 0.745 | 12.3% |
| Sysmiss | | 1494 | 1493.927 | |

#174 q40c_3: (Q40C Secondary, 3rd). In which form can the conflict be between Kyrgyzstan and

| Information | | [type=discrete] [format=numeric] [valid=2] [valid(weighted)=1.14] [range=2-3] | | |
|-------------------------|---------------------------------|---|----------|-----------------------|
| Literal question | | In which form can the conflict be between Kyrgyzstan and Turkmenistan? | | |
| Security | | Public | | |
| Value | Label | Cases | Weighted | Percentage (weighted) |
| 2 | Rupture of diplomatic relations | 1 | 0.801 | 70.3% |
| 3 | Mass riots | 1 | 0.339 | 29.7% |
| Sysmiss | | 1498 | 1498.86 | |

#175 q40c_4: (Q40C Secondary, 4th). In which form can the conflict be between Kyrgyzstan and

| Information | | [type=discrete] [format=numeric] [valid=1] [valid(weighted)=0.801] [range=4-4] | | |
|-------------------------|-------|--|----------|-----------------------|
| Literal question | | In which form can the conflict be between Kyrgyzstan and Turkmenistan? | | |
| Security | | Public | | |
| Value | Label | Cases | Weighted | Percentage (weighted) |
| 4 | War | 1 | 0.801 | 100.0% |
| Sysmiss | | 1499 | 1499.199 | |

#176 q39d1: (Q39D1). Can a conflict be between Kyrgyzstan and Uzbekistan?

| Information | | [type=discrete] [format=numeric] [valid=520] [valid(weighted)=520.38] [range=1-9] | | |
|-------------------------|-------|---|----------|-----------------------|
| Literal question | | Can a conflict be between Kyrgyzstan and Uzbekistan? | | |
| Security | | Public | | |
| Value | Label | Cases | Weighted | Percentage (weighted) |
| 1 | Yes | 439 | 445.766 | 85.7% |
| 2 | No | 49 | 47.035 | 9.0% |
| 9 | DK/NR | 32 | 27.578 | 5.3% |
| Sysmiss | | 980 | 979.62 | |

#177 q39d2p_1: (Q39D2 Primary, 1st). Because of which reasons the conflict can be between Kyrgy

| | | | | |
|--------------------|--|---|--|--|
| Information | | [type=discrete] [format=numeric] [valid=439] [valid(weighted)=445.766] [range=1-99] | | |
|--------------------|--|---|--|--|

File database_kyr (cont.)

#177 q39d2p_1: (Q39D2 Primary, 1st). Because of which reasons the conflict can be between Kyrgy (cont.)

| Literal question | | Because of which reasons the conflict can be between Kyrgyzstan and Uzbekistan? | | |
|------------------|---|---|----------|-----------------------|
| Security | | Public | | |
| Value | Label | Cases | Weighted | Percentage (weighted) |
| 1 | Drugs (smuggling) | 1 | 0.533 | 0.1% |
| 3 | Water issues | 18 | 20.22 | 4.5% |
| 4 | Land (border) | 27 | 29.83 | 6.7% |
| 5 | Customs, incorrect function of customs | 27 | 25.232 | 5.7% |
| 6 | Terrorism | 5 | 5.164 | 1.2% |
| 7 | Border | 152 | 153.938 | 34.5% |
| 9 | Territory | 19 | 18.308 | 4.1% |
| 10 | Islamic parties | 2 | 2.675 | 0.6% |
| 11 | Gas | 42 | 44.793 | 10.0% |
| 12 | Do not bear each other | 1 | 1.841 | 0.4% |
| 13 | Interethnic conflicts | 3 | 4.757 | 1.1% |
| 14 | Negative attitude | 1 | 0.982 | 0.2% |
| 15 | Territory | 28 | 26.459 | 5.9% |
| 16 | Uzbekistan`s immigration staff treat people bad | 1 | 0.99 | 0.2% |
| 17 | Electric power | 1 | 1.139 | 0.3% |
| 18 | Bad diplomatic relations | 4 | 3.596 | 0.8% |
| 20 | Swears, insults | 1 | 0.941 | 0.2% |
| 22 | Misbehaviour of many individuals | 2 | 2.76 | 0.6% |
| 24 | Trade | 2 | 1.995 | 0.4% |
| 25 | Indecent people | 1 | 2.455 | 0.6% |
| 26 | Political disagreements | 2 | 1.098 | 0.2% |
| 27 | Conflicts during passport regime check | 2 | 2.013 | 0.5% |
| 28 | National conflict | 2 | 2.153 | 0.5% |
| 29 | Economic | 1 | 0.339 | 0.1% |
| 30 | Border conflict | 5 | 6.081 | 1.4% |
| 31 | Explosions | 1 | 0.534 | 0.1% |
| 33 | Interior situation in Uzbekistan | 1 | 0.337 | 0.1% |
| 34 | Money | 1 | 0.84 | 0.2% |
| 38 | Violence | 1 | 0.8 | 0.2% |
| 39 | Passport system | 2 | 3.712 | 0.8% |
| 40 | Enclaves related disputes | 1 | 0.668 | 0.1% |
| 99 | No response | 82 | 78.582 | 17.6% |
| Sysmiss | | 1061 | 1054.234 | |

#178 q39d2p_2: (Q39D2 Primary, 2nd). Because of which reasons the conflict can be between Kyrgy

| Information | | [type=discrete] [format=numeric] [valid=33] [valid(weighted)=37.698] [range=3-36] | | |
|------------------|--|---|--|--|
| Literal question | | Because of which reasons the conflict can be between Kyrgyzstan and Uzbekistan? | | |
| Security | | Public | | |

File database_kyr (cont.)

#178 q39d2p_2: (Q39D2 Primary, 2nd). Because of which reasons the conflict can be between Kyrgy (cont.)

| Value | Label | Cases | Weighted | Percentage (weighted) |
|---------|-----------------------|-------|----------|-----------------------|
| 3 | Water issues | 8 | 11.594 | 30.8% |
| 4 | Land (border) | 3 | 5.082 | 13.5% |
| 7 | Border | 3 | 3.214 | 8.5% |
| 9 | Territory | 5 | 3.138 | 8.3% |
| 11 | Gas | 6 | 4.834 | 12.8% |
| 13 | Interethnic conflicts | 1 | 1.164 | 3.1% |
| 15 | Territory | 3 | 2.736 | 7.3% |
| 17 | Electric power | 1 | 2.598 | 6.9% |
| 30 | Border conflict | 1 | 1.899 | 5.0% |
| 32 | Religious rejection | 1 | 0.339 | 0.9% |
| 36 | Boldness of Uzbeks | 1 | 1.1 | 2.9% |
| Sysmiss | | 1467 | 1462.302 | |

#179 q39d2p_3: (Q39D2 Primary, 3rd). Because of which reasons the conflict can be between Kyrgy

| Information | [type=discrete] [format=numeric] [valid=3] [valid(weighted)=2.119] [range=3-11] | | | |
|-------------------------|---|-------|----------|-----------------------|
| Literal question | Because of which reasons the conflict can be between Kyrgyzstan and Uzbekistan? | | | |
| Security | Public | | | |
| Value | Label | Cases | Weighted | Percentage (weighted) |
| 3 | Water issues | 1 | 0.825 | 38.9% |
| 11 | Gas | 2 | 1.294 | 61.1% |
| Sysmiss | | 1497 | 1497.881 | |

#180 q39d2_1: (Q39D2 Secondary, 1st). Because of which reasons the conflict can be between Kyr

| Information | [type=discrete] [format=numeric] [valid=439] [valid(weighted)=445.766] [range=1-99] | | | |
|-------------------------|---|-------|----------|-----------------------|
| Literal question | Because of which reasons the conflict can be between Kyrgyzstan and Uzbekistan? | | | |
| Security | Public | | | |
| Value | Label | Cases | Weighted | Percentage (weighted) |
| 1 | Disputes around border and enclaves | 232 | 235.283 | 52.8% |
| 2 | Distribution of water and energy resources (gas, electricity) | 61 | 66.152 | 14.8% |
| 3 | Problems at border crossing, obstacles for trade and economi | 35 | 34.28 | 7.7% |
| 4 | Islamic extremism, terrorism, drugs, export form Uzbekistan, | 21 | 25.597 | 5.7% |
| 5 | Other | 8 | 5.871 | 1.3% |
| 99 | DO NOT KNOW | 82 | 78.582 | 17.6% |
| Sysmiss | | 1061 | 1054.234 | |

File database_kyr (cont.)**#181 q39d2_2: (Q39D2 Secondary, 2nd). Because of which reasons the conflict can be between Kyr**

| Information | [type=discrete] [format=numeric] [valid=25] [valid(weighted)=27.329] [range=1-4] | | | |
|-------------------------|--|-------|----------|-----------------------|
| Literal question | Because of which reasons the conflict can be between Kyrgyzstan and Uzbekistan? | | | |
| Security | Public | | | |
| Value | Label | Cases | Weighted | Percentage (weighted) |
| 1 | Disputes around border and enclaves | 13 | 13.225 | 48.4% |
| 2 | Distribution of water and energy resources (gas, electricity) | 9 | 11.502 | 42.1% |
| 4 | Islamic extremism, terrorism, drugs, export form Uzbekistan, | 3 | 2.602 | 9.5% |
| Sysmiss | | 1475 | 1472.671 | |

#182 q40dp_1: (Q40D Primary, 1st). In which form can the conflict be between Kyrgyzstan and Uz

| Information | [type=discrete] [format=numeric] [valid=439] [valid(weighted)=445.766] [range=1-99] | | | |
|-------------------------|---|-------|----------|-----------------------|
| Literal question | In which form can the conflict be between Kyrgyzstan and Uzbekistan? | | | |
| Security | Public | | | |
| Value | Label | Cases | Weighted | Percentage (weighted) |
| 1 | War | 11 | 10.123 | 2.3% |
| 2 | Rupture of diplomatic relations | 76 | 81.022 | 18.2% |
| 3 | Armed border conflict | 187 | 177.025 | 39.7% |
| 4 | Mass riots | 77 | 79.106 | 17.7% |
| 5 | Slight use of physical force | 16 | 17.819 | 4.0% |
| 6 | Swearing, insults | 58 | 65.344 | 14.7% |
| 7 | Disorder | 1 | 0.99 | 0.2% |
| 9 | Terrorism | 1 | 1.806 | 0.4% |
| 10 | Mass indignation of people | 1 | 0.762 | 0.2% |
| 12 | Rupture of diplomatic relations | 1 | 0.963 | 0.2% |
| 13 | Economic and political sanctions | 1 | 1.552 | 0.3% |
| 99 | DO NOT KNOW/NO RESPONSE | 9 | 9.255 | 2.1% |
| Sysmiss | | 1061 | 1054.234 | |

#183 q40dp_2: (Q40D Primary, 2nd). In which form can the conflict be between Kyrgyzstan and Uz

| Information | [type=discrete] [format=numeric] [valid=105] [valid(weighted)=106.107] [range=1-8] | | | |
|-------------------------|--|-------|----------|-----------------------|
| Literal question | In which form can the conflict be between Kyrgyzstan and Uzbekistan? | | | |
| Security | Public | | | |
| Value | Label | Cases | Weighted | Percentage (weighted) |
| 1 | War | 4 | 3.464 | 3.3% |
| 2 | Rupture of diplomatic relations | 5 | 5.142 | 4.8% |
| 3 | Armed border conflict | 42 | 43.733 | 41.2% |
| 4 | Mass riots | 28 | 28.201 | 26.6% |
| 5 | Slight use of physical force | 13 | 11.787 | 11.1% |
| 6 | Swearing, insults | 10 | 10.151 | 9.6% |

File database_kyr (cont.)#183 **q40dp_2: (Q40D Primary, 2nd). In which form can the conflict be between Kyrgyzstan and Uz** (cont.)

| Value (cont.) | Label | Cases | Weighted | Percentage (weighted) |
|---------------|-------------------|-------|----------|-----------------------|
| 7 | Disorder | 2 | 2.969 | 2.8% |
| 8 | Economic blockade | 1 | 0.66 | 0.6% |
| Sysmiss | | 1395 | 1393.893 | |

#184 **q40dp_3: (Q40D Primary, 3rd). In which form can the conflict be between Kyrgyzstan and Uz**

| Information | [type=discrete] [format=numeric] [valid=39] [valid(weighted)=38.676] [range=1-6] | | | |
|-------------------------|--|-------|----------|-----------------------|
| Literal question | In which form can the conflict be between Kyrgyzstan and Uzbekistan? | | | |
| Security | Public | | | |
| Value | Label | Cases | Weighted | Percentage (weighted) |
| 1 | War | 2 | 1.469 | 3.8% |
| 2 | Rupture of diplomatic relations | 6 | 6.978 | 18.0% |
| 3 | Armed border conflict | 5 | 3.928 | 10.2% |
| 4 | Mass riots | 13 | 14.137 | 36.6% |
| 5 | Slight use of physical force | 6 | 5.682 | 14.7% |
| 6 | Swearing, insults | 7 | 6.481 | 16.8% |
| Sysmiss | | 1461 | 1461.324 | |

#185 **q40dp_4: (Q40D Primary, 4th). In which form can the conflict be between Kyrgyzstan and Uz**

| Information | [type=discrete] [format=numeric] [valid=4] [valid(weighted)=4.165] [range=5-6] | | | |
|-------------------------|--|-------|----------|-----------------------|
| Literal question | In which form can the conflict be between Kyrgyzstan and Uzbekistan? | | | |
| Security | Public | | | |
| Value | Label | Cases | Weighted | Percentage (weighted) |
| 5 | Slight use of physical force | 2 | 1.465 | 35.2% |
| 6 | Swearing, insults | 2 | 2.7 | 64.8% |
| Sysmiss | | 1496 | 1495.835 | |

#186 **q40dp_5: (Q40D Primary, 5th). In which form can the conflict be between Kyrgyzstan and Uz**

| Information | [type=discrete] [format=numeric] [valid=1] [valid(weighted)=0.825] [range=6-6] | | | |
|-------------------------|--|-------|----------|-----------------------|
| Literal question | In which form can the conflict be between Kyrgyzstan and Uzbekistan? | | | |
| Security | Public | | | |
| Value | Label | Cases | Weighted | Percentage (weighted) |
| 6 | Swearing, insults | 1 | 0.825 | 100.0% |
| Sysmiss | | 1499 | 1499.175 | |

#187 **q40d_1: (Q40D Secondary, 1st). In which form can the conflict be between Kyrgyzstan and**

| | | | | |
|--------------------|--|--|--|--|
| Information | [type=discrete] [format=numeric] [valid=439] [valid(weighted)=445.766] [range=1-9] | | | |
|--------------------|--|--|--|--|

File database_kyr (cont.)

#187 q40d_1: (Q40D Secondary, 1st). In which form can the conflict be between Kyrgyzstan and (cont.)

| Literal question | In which form can the conflict be between Kyrgyzstan and Uzbekistan? | | | |
|-------------------------|--|-------|----------|-----------------------|
| Security | Public | | | |
| Value | Label | Cases | Weighted | Percentage (weighted) |
| 1 | Armed border conflict | 187 | 177.025 | 39.7% |
| 2 | Mass riots | 79 | 80.857 | 18.1% |
| 3 | Rupture of diplomatic relations | 78 | 83.537 | 18.7% |
| 4 | Swearing, insults | 58 | 65.344 | 14.7% |
| 5 | Slight use of physical force | 16 | 17.819 | 4.0% |
| 6 | War | 11 | 10.123 | 2.3% |
| 7 | Other | 1 | 1.806 | 0.4% |
| 9 | DO NOT KNOW | 9 | 9.255 | 2.1% |
| Sysmiss | | 1061 | 1054.234 | |

#188 q40d_2: (Q40D Secondary, 2nd). In which form can the conflict be between Kyrgyzstan and

| Information | [type=discrete] [format=numeric] [valid=105] [valid(weighted)=106.107] [range=1-7] | | | |
|-------------------------|--|-------|----------|-----------------------|
| Literal question | In which form can the conflict be between Kyrgyzstan and Uzbekistan? | | | |
| Security | Public | | | |
| Value | Label | Cases | Weighted | Percentage (weighted) |
| 1 | Armed border conflict | 42 | 43.733 | 41.2% |
| 2 | Mass riots | 30 | 31.17 | 29.4% |
| 3 | Rupture of diplomatic relations | 5 | 5.142 | 4.8% |
| 4 | Swearing, insults | 10 | 10.151 | 9.6% |
| 5 | Slight use of physical force | 13 | 11.787 | 11.1% |
| 6 | War | 4 | 3.464 | 3.3% |
| 7 | Other | 1 | 0.66 | 0.6% |
| Sysmiss | | 1395 | 1393.893 | |

#189 q40d_3: (Q40D Secondary, 3rd). In which form can the conflict be between Kyrgyzstan and

| Information | [type=discrete] [format=numeric] [valid=39] [valid(weighted)=38.676] [range=1-6] | | | |
|-------------------------|--|-------|----------|-----------------------|
| Literal question | In which form can the conflict be between Kyrgyzstan and Uzbekistan? | | | |
| Security | Public | | | |
| Value | Label | Cases | Weighted | Percentage (weighted) |
| 1 | Armed border conflict | 5 | 3.928 | 10.2% |
| 2 | Mass riots | 13 | 14.137 | 36.6% |
| 3 | Rupture of diplomatic relations | 6 | 6.978 | 18.0% |
| 4 | Swearing, insults | 7 | 6.481 | 16.8% |
| 5 | Slight use of physical force | 6 | 5.682 | 14.7% |
| 6 | War | 2 | 1.469 | 3.8% |
| Sysmiss | | 1461 | 1461.324 | |

File database_kyr (cont.)

#190 q40d_4: (Q40D Secondary, 4th). In which form can the conflict be between Kyrgyzstan and

| Information | [type=discrete] [format=numeric] [valid=4] [valid(weighted)=4.165] [range=4-5] | | | |
|-------------------------|--|-------|----------|-----------------------|
| Literal question | In which form can the conflict be between Kyrgyzstan and Uzbekistan? | | | |
| Security | Public | | | |
| Value | Label | Cases | Weighted | Percentage (weighted) |
| 4 | Swearing, insults | 2 | 2.7 | 64.8% |
| 5 | Slight use of physical force | 2 | 1.465 | 35.2% |
| Sysmiss | | 1496 | 1495.835 | |

#191 q40d_5: (Q40D Secondary, 5th). In which form can the conflict be between Kyrgyzstan and

| Information | [type=discrete] [format=numeric] [valid=1] [valid(weighted)=0.825] [range=4-4] | | | |
|-------------------------|--|-------|----------|-----------------------|
| Literal question | In which form can the conflict be between Kyrgyzstan and Uzbekistan? | | | |
| Security | Public | | | |
| Value | Label | Cases | Weighted | Percentage (weighted) |
| 4 | Swearing, insults | 1 | 0.825 | 100.0% |
| Sysmiss | | 1499 | 1499.175 | |

#192 q41: (Q41). Which is more important to you, your ethnicity or your citizenship?

| Information | [type=discrete] [format=numeric] [valid=1500] [valid(weighted)=1500] [range=1-9] | | | |
|-------------------------|--|-------|----------|-----------------------|
| Literal question | Which is more important to you, your ethnicity or your citizenship? | | | |
| Security | Public | | | |
| Value | Label | Cases | Weighted | Percentage (weighted) |
| 1 | Nationality | 491 | 472.193 | 31.5% |
| 2 | Citizenship | 320 | 339.906 | 22.7% |
| 3 | EQUALLY IMPORTANT | 599 | 603.973 | 40.3% |
| 4 | DO NOT CARE ABOUT EITHER | 59 | 52.985 | 3.5% |
| 9 | DK/NR | 31 | 30.944 | 2.1% |

#193 q42: (Q42). How would you estimate current relations among people of different ethnic

| Information | [type=discrete] [format=numeric] [valid=1500] [valid(weighted)=1500] [range=1-9] | | | |
|-------------------------|---|-------|----------|-----------------------|
| Literal question | How would you estimate current relations among people of different ethnic groups in Kyrgyzstan? | | | |
| Security | Public | | | |
| Value | Label | Cases | Weighted | Percentage (weighted) |
| 1 | Very good | 191 | 189.185 | 12.6% |
| 2 | Somewhat good | 935 | 934.805 | 62.3% |
| 3 | Somewhat bad | 166 | 155.428 | 10.4% |
| 4 | Very bad | 23 | 26.61 | 1.8% |
| 9 | DK/NR | 185 | 193.972 | 12.9% |

File database_kyr (cont.)

#194 q431p_1: (Q431 Primary, 1st). Why do you estimate current relations among people of diffe

| Information | [type=discrete] [format=numeric] [valid=1126] [valid(weighted)=1123.99] [range=1-999] | | | |
|------------------|--|-------|----------|-----------------------|
| Literal question | Why do you estimate current relations among people of different ethnic groups in Kyrgyzstan as good relations? | | | |
| Security | Public | | | |
| Value | Label | Cases | Weighted | Percentage (weighted) |
| 1 | Growth of other ethnicities | 3 | 3.647 | 0.3% |
| 2 | A tolerant attitude towards all ethnicities | 13 | 15.216 | 1.4% |
| 3 | All ethnicities are equal | 59 | 54.494 | 4.8% |
| 4 | All ethnicities mutually respect each other | 35 | 30.872 | 2.7% |
| 5 | All ethnicities have equal conditions | 8 | 8.891 | 0.8% |
| 6 | Much in common in the history of a multinational states (mul | 8 | 5.72 | 0.5% |
| 7 | Everybody minds his own business | 4 | 3.164 | 0.3% |
| 8 | We have democracy | 3 | 1.507 | 0.1% |
| 9 | Good relations | 233 | 235.477 | 20.9% |
| 10 | Much in common | 8 | 5.447 | 0.5% |
| 11 | Conditions of schooling in a native language are provided | 1 | 0.943 | 0.1% |
| 12 | There is an opportunity to study in a native language | 1 | 1.609 | 0.1% |
| 13 | I cannot recall difficulties caused by ethnicity | 10 | 7.884 | 0.7% |
| 14 | All ethnicities are equal in Kyrgyzstan | 6 | 3.557 | 0.3% |
| 15 | In our city ethnicity is of no interest to people | 4 | 5.02 | 0.4% |
| 16 | Uzbekistan and Kyrgyzstan are neighbouring countries | 1 | 0.628 | 0.1% |
| 18 | Kyrgyzstan is our common house | 56 | 54.241 | 4.8% |
| 19 | We learn together | 4 | 4.425 | 0.4% |
| 20 | We live friendly (friendship between ethnicities) | 164 | 153.2 | 13.6% |
| 21 | Our people are good-humoured and humane | 30 | 28.357 | 2.5% |
| 22 | No conflicts and disputes | 48 | 53.367 | 4.7% |
| 23 | Nothing to divide | 9 | 10.754 | 1.0% |
| 24 | Kyrgyzs are a peaceful gentle people | 13 | 13.031 | 1.2% |
| 25 | The more ethnicities, the higher the culture of communicatio | 1 | 0.99 | 0.1% |
| 26 | We live friendly with Russians | 2 | 1.621 | 0.1% |
| 27 | Kyrgyz people regard other ethnicities positively | 7 | 8.907 | 0.8% |
| 28 | If there is money, there is friendship | 2 | 2.894 | 0.3% |
| 29 | Academicians of other ethnicities help to develop our countr | 1 | 0.66 | 0.1% |
| 30 | The people of Kyrgyzstan does not like disagreements | 5 | 4.687 | 0.4% |
| 31 | Our ethnicity does not oppress other ethnicities inhabiting | 8 | 7.92 | 0.7% |
| 32 | When Russian-speaking population was larger, we lived friend | 1 | 0.66 | 0.1% |
| 33 | No ground for a conflict with other ethnicities | 8 | 9.422 | 0.8% |
| 34 | No harm from other ethnicities | 2 | 2.066 | 0.2% |

File database_kyr (cont.)

#194 q431p_1: (Q431 Primary, 1st). Why do you estimate current relations among people of diffe (cont.)

| Value (cont.) | Label | Cases | Weighted | Percentage (weighted) |
|---------------|--|-------|----------|-----------------------|
| 35 | The Kyrgyz people is friendly, open-hearted, hospitable | 23 | 25.603 | 2.3% |
| 36 | Chinese, Uyghurs, Turks have invaded our republic | 1 | 1.447 | 0.1% |
| 37 | Rights and freedoms of other ethnicities are not infringed | 2 | 2.015 | 0.2% |
| 38 | My friend married a Kyrgyz/marry each other/ interethnic ma | 11 | 9.781 | 0.9% |
| 43 | The poor have no disagreements, all ethnicities have difficu | 2 | 3.811 | 0.3% |
| 44 | Equality | 1 | 0.646 | 0.1% |
| 45 | We have been living together in one state for so many years, | 24 | 23.022 | 2.0% |
| 46 | Kind of relatives now | 24 | 21.291 | 1.9% |
| 47 | We obey the law | 1 | 0.646 | 0.1% |
| 48 | We get acquainted at the market | 1 | 0.886 | 0.1% |
| 49 | We work together and celebrate feasts jointly | 15 | 13.231 | 1.2% |
| 50 | We have no conflicts with anybody, we are not abused | 2 | 2.349 | 0.2% |
| 51 | Respect sentiments of each other | 12 | 12.439 | 1.1% |
| 52 | There's no religious feud | 1 | 1.143 | 0.1% |
| 53 | There are no quarrels due to ethnicity | 3 | 2.599 | 0.2% |
| 54 | Nobody is oppressed | 2 | 2.247 | 0.2% |
| 55 | We have one religion | 6 | 6.7 | 0.6% |
| 56 | Our daughter is dating a Kazakh, and neither our side, no hi | 1 | 1.905 | 0.2% |
| 57 | Nobody abuses another and does not interfere | 3 | 3.45 | 0.3% |
| 58 | All live in accord | 5 | 3.557 | 0.3% |
| 59 | All are absorbed in making money and do not consider each ot | 1 | 1.435 | 0.1% |
| 60 | Each ethnicity have both good and bad sides, it is individua | 7 | 6.716 | 0.6% |
| 61 | I work with foreigners and earn pretty well | 1 | 0.718 | 0.1% |
| 62 | Benevolent | 6 | 8.11 | 0.7% |
| 63 | Peaceful people | 9 | 8.574 | 0.8% |
| 65 | Other ethnicities help Kyrgyzs | 4 | 4.413 | 0.4% |
| 66 | Development of tourism | 1 | 0.674 | 0.1% |
| 67 | We help each other when in sorrows | 4 | 4.495 | 0.4% |
| 68 | We live as a single nation, and do not divide into ethniciti | 6 | 6.529 | 0.6% |
| 69 | Kyrgyzs have a very good mentality and that is why all live | 4 | 3.716 | 0.3% |
| 70 | All ethnicities communicate in one language - Russian | 3 | 2.787 | 0.2% |
| 71 | Kyrgyzstan is a multinational country | 8 | 9.655 | 0.9% |
| 72 | As compared with other countries - peacefully | 4 | 2.585 | 0.2% |
| 73 | Calmer than before | 2 | 2.037 | 0.2% |

File database_kyr (cont.)

#194 q431p_1: (Q431 Primary, 1st). Why do you estimate current relations among people of diffe (cont.)

| Value (cont.) | Label | Cases | Weighted | Percentage (weighted) |
|---------------|--|-------|----------|-----------------------|
| 74 | Literate people | 1 | 1.255 | 0.1% |
| 75 | Many friends of different ethnicities | 4 | 4.32 | 0.4% |
| 76 | Representatives of other ethnicities share their secrets of | 1 | 1.771 | 0.2% |
| 77 | Relations between people of different ethnicities in Kyrgyzs | 1 | 0.8 | 0.1% |
| 78 | We learn languages of other ethnicities, and they learn ours | 3 | 3.434 | 0.3% |
| 79 | The more we communicate, the better | 3 | 4.401 | 0.4% |
| 80 | Everything is on a level in Kyrgyzstan | 1 | 1.228 | 0.1% |
| 81 | People of different ethnicities are tightly connected | 2 | 1.595 | 0.1% |
| 82 | What they know, they transfer to us | 1 | 0.708 | 0.1% |
| 83 | Life has improved much, I think due to trade, nobody quarrel | 1 | 1.417 | 0.1% |
| 84 | Relations turn into mutual understanding | 1 | 1.2 | 0.1% |
| 85 | Kyrgyz people cannot quarrel | 2 | 3.809 | 0.3% |
| 87 | Multiethnic population promotes economy | 1 | 1.417 | 0.1% |
| 88 | Cultural level is growing higher | 1 | 1.771 | 0.2% |
| 89 | People are not divided | 10 | 10.661 | 0.9% |
| 90 | It's better to sell and work | 2 | 1.602 | 0.1% |
| 91 | National policy is conducted consistently | 3 | 5.169 | 0.5% |
| 92 | They are more honest | 1 | 1.861 | 0.2% |
| 93 | In our country there is no race discrimination | 1 | 0.409 | 0.0% |
| 94 | Kyrgyzstan has enough room for all | 2 | 2 | 0.2% |
| 95 | Kyrgyzs are ready to contact with people of different ethin | 1 | 0.8 | 0.1% |
| 96 | All try to inhabit Kyrgyzstan | 1 | 1.089 | 0.1% |
| 97 | A peaceful republic | 1 | 0.678 | 0.1% |
| 98 | Peace | 1 | 0.649 | 0.1% |
| 99 | Nobody will abuse a small ethnicity, if it itself does not s | 1 | 0.324 | 0.0% |
| 100 | Single law/live according to Law | 2 | 2.329 | 0.2% |
| 101 | People want to live in peace | 1 | 0.649 | 0.1% |
| 102 | Remained the same | 1 | 0.753 | 0.1% |
| 103 | We live honestly | 1 | 0.258 | 0.0% |
| 104 | Kyrgyzs give freedom to other ethnicities, do not oppress t | 2 | 2.142 | 0.2% |
| 105 | We are friends since childhood | 1 | 1.139 | 0.1% |
| 106 | Fraternity and friendship between peoples | 1 | 0.801 | 0.1% |
| 107 | Since ages the Kyrgyzs have been living in peace | 1 | 1.809 | 0.2% |
| 108 | First priorities are peace and friendship for Kyrgyz people | 1 | 1.809 | 0.2% |
| 109 | Kyrgyzs do not divide people into ethnicities | 1 | 1.809 | 0.2% |
| 110 | In our village there is no other ethnicity | 1 | 0.628 | 0.1% |
| 111 | Other ethnicities live in more or less one | 3 | 2.372 | 0.2% |

File database_kyr (cont.)

#194 q431p_1: (Q431 Primary, 1st). Why do you estimate current relations among people of diffe (cont.)

| Value (cont.) | Label | Cases | Weighted | Percentage (weighted) |
|---------------|---|-------|----------|-----------------------|
| | area | | | |
| 112 | We have democracy | 1 | 1.269 | 0.1% |
| 113 | Much good things exist between peoples | 1 | 1.482 | 0.1% |
| 114 | There are relatives among other ethnicities | 1 | 0.641 | 0.1% |
| 115 | Each ethnicity helps another | 1 | 1.042 | 0.1% |
| 116 | Fraternal, family ties | 1 | 0.801 | 0.1% |
| 117 | If any problems due to ethnicity, we solve them jointly | 1 | 1.181 | 0.1% |
| 997 | Answer is beside the point | 5 | 4.143 | 0.4% |
| 998 | No answer | 35 | 35.601 | 3.2% |
| 999 | Do not know | 59 | 64.481 | 5.7% |
| Sysmiss | | 374 | 376.01 | |

#195 q431p_2: (Q431 Primary, 2nd). Why do you estimate current relations among people of diffe

| Information | [type=discrete] [format=numeric] [valid=55] [valid(weighted)=53.753] [range=3-89] | | | |
|-------------------------|--|-------|----------|-----------------------|
| Literal question | Why do you estimate current relations among people of different ethnic groups in Kyrgyzstan as good relations? | | | |
| Security | Public | | | |
| Value | Label | Cases | Weighted | Percentage (weighted) |
| 3 | All ethnicities are equal | 1 | 1.143 | 2.1% |
| 5 | All ethnicities have equal conditions | 1 | 1.634 | 3.0% |
| 7 | Everybody minds his own business | 2 | 1.924 | 3.6% |
| 9 | Good relations | 2 | 1.219 | 2.3% |
| 10 | Much in common | 6 | 4.332 | 8.1% |
| 14 | All ethnicities are equal in Kyrgyzstan | 1 | 0.84 | 1.6% |
| 18 | Kyrgyzstan is our common house | 2 | 2.31 | 4.3% |
| 20 | We live friendly (friendship between ethnicities) | 7 | 5.79 | 10.8% |
| 21 | Our people are good-humoured and humane | 1 | 0.817 | 1.5% |
| 22 | No conflicts and disputes | 3 | 4.494 | 8.4% |
| 24 | Kyrgyzs are a peaceful gentle people | 2 | 1.621 | 3.0% |
| 35 | The Kyrgyz people is friendly, open-hearted, hospitable | 1 | 0.409 | 0.8% |
| 38 | My friend married a Kyrgyz/marry each other/ interethnic ma | 3 | 3.354 | 6.2% |
| 43 | The poor have no disagreements, all ethnicities have difficu | 1 | 0.762 | 1.4% |
| 46 | Kind of relatives now | 4 | 4.816 | 9.0% |
| 49 | We work together and celebrate feasts jointly | 6 | 5.731 | 10.7% |
| 51 | Respect sentiments of each other | 2 | 2.539 | 4.7% |
| 53 | There are no quarrels due to ethnicity | 1 | 1.143 | 2.1% |
| 58 | All live in accord | 1 | 0.409 | 0.8% |
| 63 | Peaceful people | 1 | 0.613 | 1.1% |
| 64 | Common traditions | 1 | 0.613 | 1.1% |

File database_kyr (cont.)**#195 q431p_2: (Q431 Primary, 2nd). Why do you estimate current relations among people of diffe** (cont.)

| Value (cont.) | Label | Cases | Weighted | Percentage (weighted) |
|---------------|---|-------|----------|-----------------------|
| 67 | We help each other when in sorrows | 1 | 0.55 | 1.0% |
| 69 | Kyrgyzs have a very good mentality and that is why all live | 1 | 1.552 | 2.9% |
| 75 | Many friends of different ethnicities | 2 | 2.407 | 4.5% |
| 86 | Language commonality | 1 | 1.417 | 2.6% |
| 89 | People are not divided | 1 | 1.312 | 2.4% |
| Sysmiss | | 1445 | 1446.247 | |

#196 q431p_3: (Q431 Primary, 3rd). Why do you estimate current relations among people of diffe

| Information | [type=discrete] [format=numeric] [valid=1] [valid(weighted)=1.587] [range=51-51] | | | |
|-------------------------|--|-------|----------|-----------------------|
| Literal question | Why do you estimate current relations among people of different ethnic groups in Kyrgyzstan as good relations? | | | |
| Security | Public | | | |
| Value | Label | Cases | Weighted | Percentage (weighted) |
| 51 | Respect sentiments of each other | 1 | 1.587 | 100.0% |
| Sysmiss | | 1499 | 1498.413 | |

#197 q431_1: (Q431 Secondary, 1st). Why do you estimate current relations among people of dif

| Information | [type=discrete] [format=numeric] [valid=1126] [valid(weighted)=1123.99] [range=1-8] | | | |
|-------------------------|--|-------|----------|-----------------------|
| Literal question | Why do you estimate current relations among people of different ethnic groups in Kyrgyzstan as good relations? | | | |
| Security | Public | | | |
| Value | Label | Cases | Weighted | Percentage (weighted) |
| 1 | Relations between ethnicities are good, friendly | 570 | 551.833 | 49.1% |
| 2 | Kyrgyzstan is our common house, relations are tolerant and p | 345 | 358.189 | 31.9% |
| 3 | Law and state promote democracy | 107 | 104.204 | 9.3% |
| 4 | Other | 5 | 5.54 | 0.5% |
| 7 | Answer is beside the point | 5 | 4.143 | 0.4% |
| 8 | NO RESPONSE | 94 | 100.082 | 8.9% |
| Sysmiss | | 374 | 376.01 | |

#198 q431_2: (Q431 Secondary, 2nd). Why do you estimate current relations among people of dif

| Information | [type=discrete] [format=numeric] [valid=25] [valid(weighted)=25.327] [range=1-3] | | | |
|-------------------------|--|-------|----------|-----------------------|
| Literal question | Why do you estimate current relations among people of different ethnic groups in Kyrgyzstan as good relations? | | | |
| Security | Public | | | |
| Value | Label | Cases | Weighted | Percentage (weighted) |
| 1 | Relations between ethnicities are good, friendly | 10 | 8.362 | 33.0% |
| 2 | Kyrgyzstan is our common house, relations | 13 | 14.655 | 57.9% |

File database_kyr (cont.)

#198 q431_2: (Q431 Secondary, 2nd). Why do you estimate current relations among people of dif (cont.)

| Value (cont.) | Label | Cases | Weighted | Percentage (weighted) |
|---------------|---------------------------------|-------|----------|-----------------------|
| | are tolerant and p | | | |
| 3 | Law and state promote democracy | 2 | 2.31 | 9.1% |
| Sysmiss | | 1475 | 1474.673 | |

#199 q432p_1: (Q432 Primary, 1st). Why do you estimate current relations among people of diffe

| Information | [type=discrete] [format=numeric] [valid=189] [valid(weighted)=182.038] [range=1-999] | | | |
|-------------------------|---|-------|----------|-----------------------|
| Literal question | Why do you estimate current relations among people of different ethnic groups in Kyrgyzstan as bad relations? | | | |
| Security | Public | | | |
| Value | Label | Cases | Weighted | Percentage (weighted) |
| 1 | Misunderstand each other | 26 | 23.625 | 13.0% |
| 2 | Sometimes humiliate each other | 1 | 1.181 | 0.6% |
| 3 | Conflicts due to ethnicity | 10 | 9.496 | 5.2% |
| 4 | Poor life | 2 | 2.115 | 1.2% |
| 5 | People are cruel | 4 | 3.212 | 1.8% |
| 7 | Each people has both positive and negative qualities | 1 | 0.521 | 0.3% |
| 8 | Kyrgyzs become bold | 1 | 0.982 | 0.5% |
| 9 | Racism is growing | 1 | 0.655 | 0.4% |
| 10 | It's getting more difficult to live here for Russians | 2 | 1.524 | 0.8% |
| 12 | Kyrgyzs are favoured for employment | 3 | 3.837 | 2.1% |
| 13 | Each on his own | 2 | 2.002 | 1.1% |
| 14 | Uzbeks immediately quarrel with them | 3 | 2.506 | 1.4% |
| 15 | Everywhere they pay attention to one's ethnicity | 2 | 1.372 | 0.8% |
| 16 | Russians leave more and more | 1 | 0.655 | 0.4% |
| 17 | Many conflicts start | 4 | 3.743 | 2.1% |
| 18 | Relations with Turks are not very good | 1 | 0.723 | 0.4% |
| 19 | Chinese invaded the city | 1 | 1.447 | 0.8% |
| 20 | There are many different ethnicities in Kyrgyzstan, that is | 5 | 4.382 | 2.4% |
| 21 | I am against having many ethnicities | 4 | 5.941 | 3.3% |
| 22 | Its difficult to live with other ethnicities | 8 | 8.578 | 4.7% |
| 23 | Nazi's attitude is negative | 2 | 1.645 | 0.9% |
| 24 | Nationalism | 18 | 14.608 | 8.0% |
| 25 | Inequality | 2 | 1.404 | 0.8% |
| 26 | Conflicts arise between Uzbeks and Kyrgyzs (they dislike ea | 4 | 3.885 | 2.1% |
| 27 | Kyrgyzs do not want to have family relations with Russians | 1 | 0.762 | 0.4% |
| 28 | At the border people of other ethnicities are abused | 2 | 3.121 | 1.7% |
| 29 | Different view, lack of understanding | 5 | 5.426 | 3.0% |
| 30 | Many foreigners came, who invaded | 1 | 1.068 | 0.6% |

File database_kyr (cont.)

#199 q432p_1: (Q432 Primary, 1st). Why do you estimate current relations among people of diffe (cont.)

| Value (cont.) | Label | Cases | Weighted | Percentage (weighted) |
|---------------|--|-------|----------|-----------------------|
| | everything | | | |
| 31 | Due to unemployment | 3 | 3.087 | 1.7% |
| 32 | Hatred | 5 | 5.946 | 3.3% |
| 33 | Uyghurs and Kyrgyzs do not find a common language | 1 | 1.335 | 0.7% |
| 34 | Many people without money | 2 | 2.402 | 1.3% |
| 36 | Interethnic tensions | 1 | 0.674 | 0.4% |
| 37 | Conflict with customs personnel | 1 | 0.635 | 0.3% |
| 38 | Disrespect towards each other | 12 | 12.838 | 7.1% |
| 39 | Different religion, different views | 2 | 1.964 | 1.1% |
| 40 | Some ethnicities are very irresponsible | 1 | 1.067 | 0.6% |
| 41 | Envy | 1 | 0.825 | 0.5% |
| 42 | Disagreement after the war | 1 | 1.055 | 0.6% |
| 43 | Foreigners buy out our lands, and they may outcast us at all | 1 | 0.708 | 0.4% |
| 44 | Foreigners import all venereal diseases to us - syphilis, AI | 1 | 0.708 | 0.4% |
| 45 | Other ethnicities feel as if they are at home, and may extin | 1 | 1.063 | 0.6% |
| 46 | Some disagreements between ethnicities | 3 | 3.416 | 1.9% |
| 47 | Mistrust | 1 | 0.339 | 0.2% |
| 49 | After the war the relations between Uzbeks and Kyrgyzs have | 1 | 0.903 | 0.5% |
| 50 | Many rows between Uzbeks and Kyrgyzs | 2 | 1.806 | 1.0% |
| 51 | Sometimes they quarrel | 1 | 1.312 | 0.7% |
| 52 | Consequences of 1990 | 2 | 1.685 | 0.9% |
| 53 | Worse if to compare with the Soviet time | 2 | 2.022 | 1.1% |
| 54 | Kyrgyzs consider themselves to be masters | 1 | 0.745 | 0.4% |
| 55 | Egotism. Each ethnicity considers itself superiour to the re | 1 | 0.679 | 0.4% |
| 57 | Foreigners buy our lands | 1 | 0.679 | 0.4% |
| 58 | No mutual understanding between Kyrgyzs and Chinese | 1 | 1.358 | 0.7% |
| 59 | One should be cautious with Chinese, as they can conquer us | 1 | 0.649 | 0.4% |
| 60 | It`s difficult to study with other ethnicities | 1 | 1.309 | 0.7% |
| 61 | Language barrier | 5 | 4.061 | 2.2% |
| 997 | Answer misses the point | 2 | 2.903 | 1.6% |
| 998 | No response | 6 | 6.01 | 3.3% |
| 999 | NO RESPONSE | 8 | 7.443 | 4.1% |
| Sysmiss | | 1311 | 1317.962 | |

#200 q432p_2: (Q432 Primary, 2nd). Why do you estimate current relations among people of diffe

| | |
|------------------|---|
| Information | [type=discrete] [format=numeric] [valid=8] [valid(weighted)=7.593] [range=5-56] |
| Literal question | Why do you estimate current relations among people of different ethnic groups in Kyrgyzstan as bad relations? |

File database_kyr (cont.)

#200 q432p_2: (Q432 Primary, 2nd). Why do you estimate current relations among people of diffe (cont.)

| Security | | Public | | |
|-----------------|---|--------|----------|-----------------------|
| Value | Label | Cases | Weighted | Percentage (weighted) |
| 5 | People are cruel | 1 | 0.982 | 12.9% |
| 8 | Kyrgyzs become bold | 1 | 0.55 | 7.2% |
| 10 | It's getting more difficult to live here for Russians | 2 | 1.309 | 17.2% |
| 24 | Nationalism | 1 | 1.226 | 16.1% |
| 35 | The number of homeless is growing | 1 | 1.684 | 22.2% |
| 38 | Disrespect towards each other | 1 | 1.164 | 15.3% |
| 56 | Exploitation | 1 | 0.679 | 8.9% |
| Sysmiss | | 1492 | 1492.407 | |

#201 q432p_3: (Q432 Primary, 3rd). Why do you estimate current relations among people of diffe

| Information | | [type=discrete] [format=numeric] [valid=1] [valid(weighted)=0.655] [range=11-11] | | |
|-------------------------|---|---|----------|-----------------------|
| Literal question | | Why do you estimate current relations among people of different ethnic groups in Kyrgyzstan as bad relations? | | |
| Security | | Public | | |
| Value | Label | Cases | Weighted | Percentage (weighted) |
| 11 | Russians have more difficulties to get employed | 1 | 0.655 | 100.0% |
| Sysmiss | | 1499 | 1499.345 | |

#202 q432_1: (Q432 Secondary, 1st). Why do you estimate current relations among people of dif

| Information | | [type=discrete] [format=numeric] [valid=189] [valid(weighted)=182.038] [range=1-9] | | |
|-------------------------|--|---|----------|-----------------------|
| Literal question | | Why do you estimate current relations among people of different ethnic groups in Kyrgyzstan as bad relations? | | |
| Security | | Public | | |
| Value | Label | Cases | Weighted | Percentage (weighted) |
| 1 | Manifestation of nationalistic feelings and mistrust - xenop | 94 | 88.392 | 48.6% |
| 2 | Lack of mutual understanding and respect, revenge for povert | 72 | 71.373 | 39.2% |
| 3 | The consequence of conflicts between Uzbeks and Kyrgyzs in t | 3 | 2.74 | 1.5% |
| 4 | Other | 4 | 3.178 | 1.7% |
| 7 | Answer misses the point | 2 | 2.903 | 1.6% |
| 8 | NO RESPONSE | 6 | 6.01 | 3.3% |
| 9 | DO NOT KNOW | 8 | 7.443 | 4.1% |
| Sysmiss | | 1311 | 1317.962 | |

#203 q432_2: (Q432 Secondary, 2nd). Why do you estimate current relations among people of dif

| | | | | |
|-------------------------|--|---|--|--|
| Information | | [type=discrete] [format=numeric] [valid=1] [valid(weighted)=1.226] [range=1-1] | | |
| Literal question | | Why do you estimate current relations among people of different ethnic groups in Kyrgyzstan as bad relations? | | |

File database_kyr (cont.)

#203 q432_2: (Q432 Secondary, 2nd). Why do you estimate current relations among people of dif (cont.)

| Security | | Public | | |
|-----------------|--|--------|----------|-----------------------|
| Value | Label | Cases | Weighted | Percentage (weighted) |
| 1 | Manifestation of nationalistic feelings and mistrust - xenop | 1 | 1.226 | 100.0% |
| Sysmiss | | 1499 | 1498.774 | |

#204 q44_a: (Q44_A). How much do you feel in common with Kyrgyz?

| Information | | [type=discrete] [format=numeric] [valid=1500] [valid(weighted)=1500] [range=1-9] | | |
|-------------------------|---------|--|----------|-----------------------|
| Literal question | | How much do you feel in common with Kyrgyz? | | |
| Security | | Public | | |
| Value | Label | Cases | Weighted | Percentage (weighted) |
| 1 | Much | 1289 | 1302.815 | 86.9% |
| 2 | Little | 152 | 147.723 | 9.8% |
| 3 | Nothing | 29 | 26.596 | 1.8% |
| 9 | DK/NR | 30 | 22.866 | 1.5% |

#205 q44_b: (Q44_B). How much do you feel in common with Russians?

| Information | | [type=discrete] [format=numeric] [valid=1500] [valid(weighted)=1500] [range=1-9] | | |
|-------------------------|---------|--|----------|-----------------------|
| Literal question | | How much do you feel in common with Russians? | | |
| Security | | Public | | |
| Value | Label | Cases | Weighted | Percentage (weighted) |
| 1 | Much | 757 | 744.197 | 49.6% |
| 2 | Little | 579 | 588.546 | 39.2% |
| 3 | Nothing | 143 | 150.377 | 10.0% |
| 9 | DK/NR | 21 | 16.88 | 1.1% |

#206 q44_c: (Q44_C). How much do you feel in common with Uzbeks?

| Information | | [type=discrete] [format=numeric] [valid=1500] [valid(weighted)=1500] [range=1-9] | | |
|-------------------------|---------|--|----------|-----------------------|
| Literal question | | How much do you feel in common with Uzbeks? | | |
| Security | | Public | | |
| Value | Label | Cases | Weighted | Percentage (weighted) |
| 1 | Much | 635 | 643.087 | 42.9% |
| 2 | Little | 525 | 522.827 | 34.9% |
| 3 | Nothing | 296 | 292.541 | 19.5% |
| 9 | DK/NR | 44 | 41.545 | 2.8% |

#207 q45_a: (Q45_A). How will change the current relations between people of different natio

| | | | | |
|--------------------|--|--|--|--|
| Information | | [type=discrete] [format=numeric] [valid=1500] [valid(weighted)=1500] [range=1-9] | | |
|--------------------|--|--|--|--|

File database_kyr (cont.)**#207 q45_a: (Q45_A). How will change the current relations between people of different natio** (cont.)

| | | | | |
|-------------------------|---|--------------|-----------------|------------------------------|
| Literal question | How will change the current relations between people of different nationalities in Kyrgyzstan over the next year? | | | |
| Security | Public | | | |
| Value | Label | Cases | Weighted | Percentage (weighted) |
| 1 | Improve | 509 | 481.687 | 32.1% |
| 2 | About the same | 876 | 910.506 | 60.7% |
| 3 | Worsen | 40 | 37.956 | 2.5% |
| 9 | DK/NR | 75 | 69.851 | 4.7% |

#208 q45_b: (Q45_B). How will change the current relations between people of different natio

| | | | | |
|-------------------------|---|--------------|-----------------|------------------------------|
| Information | [type=discrete] [format=numeric] [valid=1500] [valid(weighted)=1500] [range=1-9] | | | |
| Literal question | How will change the current relations between people of different nationalities in Kyrgyzstan over the next five years? | | | |
| Security | Public | | | |
| Value | Label | Cases | Weighted | Percentage (weighted) |
| 1 | Improve | 693 | 674.97 | 45.0% |
| 2 | About the same | 578 | 597.303 | 39.8% |
| 3 | Worsen | 103 | 101.314 | 6.8% |
| 9 | DK/NR | 126 | 126.414 | 8.4% |

#209 q45_c: (Q45_C). How will change the current relations between people of different natio

| | | | | |
|-------------------------|---|--------------|-----------------|------------------------------|
| Information | [type=discrete] [format=numeric] [valid=1500] [valid(weighted)=1500] [range=1-9] | | | |
| Literal question | How will change the current relations between people of different nationalities in Kyrgyzstan over the next decade? | | | |
| Security | Public | | | |
| Value | Label | Cases | Weighted | Percentage (weighted) |
| 1 | Improve | 828 | 825.158 | 55.0% |
| 2 | About the same | 396 | 399.802 | 26.7% |
| 3 | Worsen | 121 | 123.333 | 8.2% |
| 9 | DK/NR | 155 | 151.707 | 10.1% |

#210 q46_a: (Q46_A). How do you rate policy of our government towards Russians living in Kyr

| | | | | |
|-------------------------|--|--------------|-----------------|------------------------------|
| Information | [type=discrete] [format=numeric] [valid=1500] [valid(weighted)=1500] [range=1-9] | | | |
| Literal question | How do you rate policy of our government towards Russians living in Kyrgyzstan? | | | |
| Security | Public | | | |
| Value | Label | Cases | Weighted | Percentage (weighted) |
| 1 | Very fair | 547 | 517.194 | 34.5% |
| 2 | Somewhat fair | 788 | 822.112 | 54.8% |
| 3 | Somewhat unfair | 97 | 96.95 | 6.5% |
| 4 | Very unfair | 12 | 11.24 | 0.7% |

File database_kyr (cont.)

#210 q46_a: (Q46_A). How do you rate policy of our government towards Russians living in Kyr (cont.)

| Value (cont.) | Label | Cases | Weighted | Percentage (weighted) |
|---------------|-------|-------|----------|-----------------------|
| 9 | DK/NR | 56 | 52.503 | 3.5% |

#211 q46_b: (Q46_B). How do you rate policy of our government towards Uzbeks living in Kyrgy

| Information | [type=discrete] [format=numeric] [valid=1500] [valid(weighted)=1500] [range=1-9] | | | |
|-------------------------|--|-------|----------|-----------------------|
| Literal question | How do you rate policy of our government towards Uzbeks living in Kyrgyzstan? | | | |
| Security | Public | | | |
| Value | Label | Cases | Weighted | Percentage (weighted) |
| 1 | Very fair | 394 | 367.661 | 24.5% |
| 2 | Somewhat fair | 822 | 844.812 | 56.3% |
| 3 | Somewhat unfair | 129 | 140.66 | 9.4% |
| 4 | Very unfair | 38 | 37.148 | 2.5% |
| 9 | DK/NR | 117 | 109.719 | 7.3% |

#212 q47: (Q47). In the last several years, have you experienced instances of discriminati

| Information | [type=discrete] [format=numeric] [valid=1500] [valid(weighted)=1500] [range=1-9] | | | |
|-------------------------|--|-------|----------|-----------------------|
| Literal question | In the last several years, have you experienced instances of discrimination because of your ethnicity in Kyrgyzstan? | | | |
| Security | Public | | | |
| Value | Label | Cases | Weighted | Percentage (weighted) |
| 1 | Yes | 90 | 89.46 | 6.0% |
| 2 | No | 1343 | 1347.867 | 89.9% |
| 9 | DK/NR | 67 | 62.673 | 4.2% |

#213 q48p_1: (Q48 Primary, 1st). In what form was expressed discrimination of your rights in

| Information | [type=discrete] [format=numeric] [valid=90] [valid(weighted)=89.46] [range=1-999] | | | |
|-------------------------|---|-------|----------|-----------------------|
| Literal question | In what form was expressed discrimination of your rights in Kyrgyzstan because of your nationality? | | | |
| Security | Public | | | |
| Value | Label | Cases | Weighted | Percentage (weighted) |
| 1 | When I was taken to police station | 1 | 1.181 | 1.3% |
| 2 | At customs check my passport was lost when I was returning, | 2 | 1.925 | 2.2% |
| 3 | In public transport | 2 | 1.111 | 1.2% |
| 4 | Uzbeks insulted in the street | 1 | 1.302 | 1.5% |
| 5 | At hiring | 9 | 8.326 | 9.3% |
| 6 | Quarreled with a woman in the market | 3 | 2.721 | 3.0% |
| 7 | They insulted as if Kyrgyzs are stupid and do not understand | 1 | 0.723 | 0.8% |
| 8 | I cannot find job as I am a non-Kyrgyz | 5 | 3.688 | 4.1% |
| 9 | Two years ago I remained till the evening in | 1 | 0.886 | 1.0% |

File database_kyr (cont.)

#213 q48p_1: (Q48 Primary, 1st). In what form was expressed discrimination of your rights in (cont.)

| Value (cont.) | Label | Cases | Weighted | Percentage (weighted) |
|---------------|--|-------|----------|-----------------------|
| | Halol-Abad, whe | | | |
| 10 | Father is not promoted at work, whereas proteges of Kyrghyz | 1 | 1.143 | 1.3% |
| 11 | Conflicts at markets | 9 | 11.87 | 13.3% |
| 12 | In everyday situations | 4 | 5.007 | 5.6% |
| 13 | Turks deceive Kyrghyzs | 2 | 1.407 | 1.6% |
| 14 | Private, at work | 1 | 1.435 | 1.6% |
| 15 | Many documents are published in Kyrghyz | 2 | 2.557 | 2.9% |
| 16 | They advise to leave for Russia | 2 | 1.626 | 1.8% |
| 17 | Customs staff confiscated money | 1 | 0.534 | 0.6% |
| 18 | Unofficial pressure | 1 | 1.347 | 1.5% |
| 19 | Due to the ignorance of state language | 2 | 1.889 | 2.1% |
| 20 | Hostility towards my ethnicity (Russian) | 2 | 1.309 | 1.5% |
| 21 | Kyrghyzstan is for Kyrghyzs | 1 | 1.899 | 2.1% |
| 22 | In some companies they do not hire Kyrghyzs | 4 | 3.358 | 3.8% |
| 23 | When I stood to receive my pension, I was not let pass when | 1 | 0.753 | 0.8% |
| 24 | Kyrghyzs were let pass without keeping any priority to recei | 1 | 1.255 | 1.4% |
| 25 | Kyrghyzs do not respect me | 2 | 1.899 | 2.1% |
| 26 | Kyrghyzs-bosses help only to their people | 1 | 0.275 | 0.3% |
| 27 | At work bosses speak only state language | 1 | 1.552 | 1.7% |
| 28 | Russian are oppressed | 1 | 0.527 | 0.6% |
| 29 | It was difficult to communicate, to find a common language | 1 | 1.6 | 1.8% |
| 30 | They say to go away to the place where we were born | 1 | 0.759 | 0.8% |
| 31 | Verbal abuse | 4 | 3.927 | 4.4% |
| 32 | Majority abuses minority | 1 | 1.204 | 1.3% |
| 33 | In the city during holidays | 1 | 0.602 | 0.7% |
| 34 | Insults | 3 | 4.004 | 4.5% |
| 35 | Abuse by police | 1 | 1.011 | 1.1% |
| 36 | In contacts | 1 | 0.745 | 0.8% |
| 37 | If you are not a Kyrghyz, impossible to make a career | 1 | 0.745 | 0.8% |
| 38 | I was called "sart" in the street | 1 | 1.181 | 1.3% |
| 39 | In public places | 1 | 1.806 | 2.0% |
| 999 | Do not know | 10 | 8.373 | 9.4% |
| Sysmiss | | 1410 | 1410.54 | |

#214 q48p_2: (Q48 Primary, 2nd). In what form was expressed discrimination of your rights in

| | |
|------------------|---|
| Information | [type=discrete] [format=numeric] [valid=2] [valid(weighted)=3.41] [range=31-34] |
| Literal question | In what form was expressed discrimination of your rights in Kyrgyzstan because of your nationality? |

File database_kyr (cont.)

#214 q48p_2: (Q48 Primary, 2nd). In what form was expressed discrimination of your rights in (cont.)

| Security | | Public | | |
|-----------------|--------------|--------|----------|-----------------------|
| Value | Label | Cases | Weighted | Percentage (weighted) |
| 31 | Verbal abuse | 1 | 2.099 | 61.5% |
| 34 | Insults | 1 | 1.312 | 38.5% |
| Sysmiss | | 1498 | 1496.59 | |

#215 q48_1: (Q48 Secondary, 1st). In what form was expressed discrimination of your rights i

| Information | | [type=discrete] [format=numeric] [valid=90] [valid(weighted)=89.46] [range=1-9] | | |
|-------------------------|--|---|----------|-----------------------|
| Literal question | | In what form was expressed discrimination of your rights in Kyrgyzstan because of your nationality? | | |
| Security | | Public | | |
| Value | Label | Cases | Weighted | Percentage (weighted) |
| 1 | Problematic to be employed and to get promoted | 19 | 16.117 | 18.0% |
| 2 | In life conflicts, infringement of rights and dignity | 48 | 51.437 | 57.5% |
| 3 | Rights infringement on the part of interior affairs departme | 13 | 13.533 | 15.1% |
| 9 | DO NOT KNOW | 10 | 8.373 | 9.4% |
| Sysmiss | | 1410 | 1410.54 | |

#216 q49: (Q49). Have new people moved to your village or district for work or for living

| Information | | [type=discrete] [format=numeric] [valid=1500] [valid(weighted)=1500] [range=1-9] | | |
|-------------------------|---------------------------------|---|----------|-----------------------|
| Literal question | | Have new people moved to your village or district for work or for living in the last few years? | | |
| Security | | Public | | |
| Value | Label | Cases | Weighted | Percentage (weighted) |
| 1 | Yes | 431 | 433.635 | 28.9% |
| 2 | Yes, my family and I moved here | 56 | 59.847 | 4.0% |
| 3 | No | 938 | 934.434 | 62.3% |
| 9 | DK/NR | 75 | 72.084 | 4.8% |

#217 q50p_1: (Q50 Primary, 1st). Where are people have coming for work or for living come fro

| Information | | [type=discrete] [format=numeric] [valid=431] [valid(weighted)=433.635] [range=1-99] | | |
|-------------------------|-------------------|---|----------|-----------------------|
| Literal question | | Where are people have coming for work or for living come from? | | |
| Security | | Public | | |
| Value | Label | Cases | Weighted | Percentage (weighted) |
| 1 | From other region | 7 | 5.966 | 1.4% |
| 2 | Tajikistan | 53 | 45.899 | 10.6% |
| 3 | Uzbekistan | 34 | 34.791 | 8.0% |
| 4 | Kazakhstan | 8 | 8.411 | 1.9% |
| 5 | Russia | 7 | 6.836 | 1.6% |

File database_kyr (cont.)**#217 q50p_1: (Q50 Primary, 1st). Where are people have coming for work or for living come fro** (cont.)

| Value (cont.) | Label | Cases | Weighted | Percentage (weighted) |
|---------------|-----------------------------------|-------|----------|-----------------------|
| 6 | China | 3 | 2.677 | 0.6% |
| 7 | Afghanistan | 2 | 1.213 | 0.3% |
| 8 | Lithuania | 1 | 1.713 | 0.4% |
| 9 | Turkey | 6 | 3.903 | 0.9% |
| 10 | America | 1 | 0.718 | 0.2% |
| 98 | FROM OTHER PROVINCE OF Kyrgyzstan | 301 | 313.485 | 72.3% |
| 99 | DO NOT KNOW/NO RESPONSE | 8 | 8.023 | 1.9% |
| Sysmiss | | 1069 | 1066.365 | |

#218 q50p_2: (Q50 Primary, 2nd). Where are people have coming for work or for living come fro

| Information | [type=discrete] [format=numeric] [valid=27] [valid(weighted)=24.515] [range=2-14] | | | |
|-------------------------|---|-------|----------|-----------------------|
| Literal question | Where are people have coming for work or for living come from? | | | |
| Security | Public | | | |
| Value | Label | Cases | Weighted | Percentage (weighted) |
| 2 | Tajikistan | 2 | 1.077 | 4.4% |
| 3 | Uzbekistan | 8 | 6.562 | 26.8% |
| 4 | Kazakhstan | 1 | 1.077 | 4.4% |
| 5 | Russia | 2 | 2.172 | 8.9% |
| 6 | China | 6 | 5.078 | 20.7% |
| 7 | Afghanistan | 2 | 2.342 | 9.6% |
| 9 | Turkey | 3 | 2.925 | 11.9% |
| 11 | Byelorussia | 1 | 1.714 | 7.0% |
| 12 | India | 1 | 0.825 | 3.4% |
| 14 | Iran | 1 | 0.745 | 3.0% |
| Sysmiss | | 1473 | 1475.485 | |

#219 q50p_3: (Q50 Primary, 3rd). Where are people have coming for work or for living come fro

| Information | [type=discrete] [format=numeric] [valid=6] [valid(weighted)=5.173] [range=4-13] | | | |
|-------------------------|---|-------|----------|-----------------------|
| Literal question | Where are people have coming for work or for living come from? | | | |
| Security | Public | | | |
| Value | Label | Cases | Weighted | Percentage (weighted) |
| 4 | Kazakhstan | 1 | 1.714 | 33.1% |
| 5 | Russia | 1 | 0.79 | 15.3% |
| 9 | Turkey | 2 | 1.1 | 21.3% |
| 13 | Pakistan | 2 | 1.569 | 30.3% |
| Sysmiss | | 1494 | 1494.827 | |

File database_kyr (cont.)

#220 q50p_4: (Q50 Primary, 4th). Where are people have coming for work or for living come fro

| Information | [type=discrete] [format=numeric] [valid=1] [valid(weighted)=0.825] [range=6-6] | | | |
|-------------------------|--|-------|----------|-----------------------|
| Literal question | Where are people have coming for work or for living come from? | | | |
| Security | Public | | | |
| Value | Label | Cases | Weighted | Percentage (weighted) |
| 6 | China | 1 | 0.825 | 100.0% |
| Sysmiss | | 1499 | 1499.175 | |

#221 q50p_5: (Q50 Primary, 5th). Where are people have coming for work or for living come fro

| Information | [type=discrete] [format=numeric] [valid=1] [valid(weighted)=0.825] [range=9-9] | | | |
|-------------------------|--|-------|----------|-----------------------|
| Literal question | Where are people have coming for work or for living come from? | | | |
| Security | Public | | | |
| Value | Label | Cases | Weighted | Percentage (weighted) |
| 9 | Turkey | 1 | 0.825 | 100.0% |
| Sysmiss | | 1499 | 1499.175 | |

#222 q50_1: (Q50 Secondary, 1st). Where are people have coming for work or for living come f

| Information | [type=discrete] [format=numeric] [valid=431] [valid(weighted)=433.635] [range=1-9] | | | |
|-------------------------|--|-------|----------|-----------------------|
| Literal question | Where are people have coming for work or for living come from? | | | |
| Security | Public | | | |
| Value | Label | Cases | Weighted | Percentage (weighted) |
| 1 | Tajikistan | 53 | 45.899 | 10.6% |
| 2 | Uzbekistan | 34 | 34.791 | 8.0% |
| 3 | From other ex-Soviet countries | 16 | 16.96 | 3.9% |
| 4 | Turkey | 6 | 3.903 | 0.9% |
| 5 | China | 3 | 2.677 | 0.6% |
| 6 | Afghanistan, Pakistan, Iran, India | 3 | 1.93 | 0.4% |
| 8 | From other province, region of Kyrgyzstan | 308 | 319.451 | 73.7% |
| 9 | DK/NR | 8 | 8.023 | 1.9% |
| Sysmiss | | 1069 | 1066.365 | |

#223 q50_2: (Q50 Secondary, 2nd). Where are people have coming for work or for living come f

| Information | [type=discrete] [format=numeric] [valid=25] [valid(weighted)=22.091] [range=1-6] | | | |
|-------------------------|--|-------|----------|-----------------------|
| Literal question | Where are people have coming for work or for living come from? | | | |
| Security | Public | | | |
| Value | Label | Cases | Weighted | Percentage (weighted) |
| 1 | Tajikistan | 2 | 1.077 | 4.9% |
| 2 | Uzbekistan | 8 | 6.562 | 29.7% |
| 3 | From other ex-Soviet countries | 2 | 2.539 | 11.5% |

File database_kyr (cont.)#223 **q50_2: (Q50 Secondary, 2nd). Where are people have coming for work or for living come f** (cont.)

| Value (cont.) | Label | Cases | Weighted | Percentage (weighted) |
|---------------|------------------------------------|-------|----------|-----------------------|
| 4 | Turkey | 3 | 2.925 | 13.2% |
| 5 | China | 7 | 5.903 | 26.7% |
| 6 | Afghanistan, Pakistan, Iran, India | 3 | 3.086 | 14.0% |
| Sysmiss | | 1475 | 1477.909 | |

#224 **q50_3: (Q50 Secondary, 3rd). Where are people have coming for work or for living come f**

| Information | [type=discrete] [format=numeric] [valid=4] [valid(weighted)=2.714] [range=3-4] | | | |
|-------------------------|--|-------|----------|-----------------------|
| Literal question | Where are people have coming for work or for living come from? | | | |
| Security | Public | | | |
| Value | Label | Cases | Weighted | Percentage (weighted) |
| 3 | From other ex-Soviet countries | 1 | 0.79 | 29.1% |
| 4 | Turkey | 3 | 1.924 | 70.9% |
| Sysmiss | | 1496 | 1497.286 | |

#225 **q51p: (Q51 Primary). Where did you and your family move from?**

| Information | [type=discrete] [format=numeric] [valid=56] [valid(weighted)=59.847] [range=2-98] | | | |
|-------------------------|---|-------|----------|-----------------------|
| Literal question | Where did you and your family move from? | | | |
| Security | Public | | | |
| Value | Label | Cases | Weighted | Percentage (weighted) |
| 2 | Tajikistan | 1 | 0.628 | 1.0% |
| 4 | Kazakhstan | 2 | 3.701 | 6.2% |
| 5 | Russia | 1 | 0.481 | 0.8% |
| 98 | FROM OTHER PROVINCE OF Kyrgyzstan | 52 | 55.036 | 92.0% |
| Sysmiss | | 1444 | 1440.153 | |

#226 **q51: (Q51 Secondary). Where did you and your family move from?**

| Information | [type=discrete] [format=numeric] [valid=56] [valid(weighted)=59.847] [range=1-8] | | | |
|-------------------------|--|-------|----------|-----------------------|
| Literal question | Where did you and your family move from? | | | |
| Security | Public | | | |
| Value | Label | Cases | Weighted | Percentage (weighted) |
| 1 | Kazakhstan | 2 | 3.701 | 6.2% |
| 2 | Tajikistan | 1 | 0.628 | 1.0% |
| 3 | Russia | 1 | 0.481 | 0.8% |
| 8 | FROM OTHER PROVINCE OF Kyrgyzstan | 52 | 55.036 | 92.0% |
| Sysmiss | | 1444 | 1440.153 | |

File database_kyr (cont.)

#227 q52: (Q52). Are there any tensions between newcomers and local people?

| Information | [type=discrete] [format=numeric] [valid=487] [valid(weighted)=493.482] [range=1-2] | | | |
|-------------------------|--|-------|----------|-----------------------|
| Literal question | Are there any tensions between newcomers and local people? | | | |
| Security | Public | | | |
| Value | Label | Cases | Weighted | Percentage (weighted) |
| 1 | Yes | 75 | 76.642 | 15.5% |
| 2 | No | 412 | 416.84 | 84.5% |
| Sysmiss | | 1013 | 1006.518 | |

#228 q521p_1: (Q521 Primary, 1st). What conflicts between newcomers and local people are there

| Information | [type=discrete] [format=numeric] [valid=75] [valid(weighted)=76.642] [range=3-99] | | | |
|-------------------------|---|-------|----------|-----------------------|
| Literal question | What conflicts between newcomers and local people are there? | | | |
| Security | Public | | | |
| Value | Label | Cases | Weighted | Percentage (weighted) |
| 3 | Sometimes our children fight | 1 | 0.781 | 1.0% |
| 4 | Hard to find a common language | 1 | 1.302 | 1.7% |
| 5 | Language barrier | 3 | 3.416 | 4.5% |
| 6 | Treat as inferior | 2 | 1.693 | 2.2% |
| 8 | Low culture, poor literacy, they irritate city inhabitants | 9 | 8.604 | 11.2% |
| 9 | Clan-tribal | 1 | 1.068 | 1.4% |
| 10 | Trivial everyday life tensions | 3 | 2.913 | 3.8% |
| 11 | We have our regulations, whereas migrants have others | 1 | 1.028 | 1.3% |
| 12 | Hostile attitude towards migrants from the South | 2 | 2.699 | 3.5% |
| 13 | Protectionism | 4 | 3.115 | 4.1% |
| 14 | South-North | 4 | 5.347 | 7.0% |
| 16 | Interethnic | 1 | 0.275 | 0.4% |
| 17 | Chinese were killed and their goods set on fire | 1 | 1.1 | 1.4% |
| 18 | Conflict due to a place of residence | 3 | 2.613 | 3.4% |
| 19 | Competition | 1 | 0.825 | 1.1% |
| 22 | Different opinions | 2 | 1.843 | 2.4% |
| 23 | Collisions outside | 1 | 0.527 | 0.7% |
| 24 | First they look askance | 1 | 1.6 | 2.1% |
| 25 | Migrants become audacious | 2 | 2.887 | 3.8% |
| 26 | Migrants are unjust | 1 | 0.668 | 0.9% |
| 27 | Misunderstanding | 3 | 2.899 | 3.8% |
| 28 | Different culture | 1 | 1.355 | 1.8% |
| 29 | Urban population is more provided, whereas the rural one is | 2 | 3.104 | 4.0% |
| 30 | Insults between migrants and local people | 2 | 1.546 | 2.0% |
| 31 | Due to vacancies | 1 | 1.94 | 2.5% |
| 32 | Humiliation | 3 | 3.672 | 4.8% |

File database_kyr (cont.)

#228 q521p_1: (Q521 Primary, 1st). What conflicts between newcomers and local people are there (cont.)

| Value (cont.) | Label | Cases | Weighted | Percentage (weighted) |
|---------------|--|-------|----------|-----------------------|
| 34 | Migrants treat the local people with hatred | 1 | 0.776 | 1.0% |
| 35 | Migrants have no chance to succeed | 1 | 0.745 | 1.0% |
| 36 | Traditions and characters of people are different | 1 | 1.117 | 1.5% |
| 37 | Migrants are ill-bred, illiterate insolent people | 1 | 1.861 | 2.4% |
| 38 | Migrants are ill-informed | 1 | 0.745 | 1.0% |
| 39 | Various dialects | 1 | 0.679 | 0.9% |
| 40 | Discrepancies in opinions, opinions | 1 | 0.34 | 0.4% |
| 41 | Migrants from Osh are oppressed | 1 | 0.679 | 0.9% |
| 42 | Different languages | 1 | 1.358 | 1.8% |
| 43 | Different mentality | 1 | 0.339 | 0.4% |
| 44 | Different ethnicities are difficult to unite into one people | 1 | 1.181 | 1.5% |
| 98 | No response | 6 | 6.916 | 9.0% |
| 99 | DO NOT KNOW | 2 | 1.088 | 1.4% |
| Sysmiss | | 1425 | 1423.358 | |

#229 q521p_2: (Q521 Primary, 2nd). What conflicts between newcomers and local people are there

| Information | [type=discrete] [format=numeric] [valid=8] [valid(weighted)=8.084] [range=7-33] | | | |
|-------------------------|---|-------|----------|-----------------------|
| Literal question | What conflicts between newcomers and local people are there? | | | |
| Security | Public | | | |
| Value | Label | Cases | Weighted | Percentage (weighted) |
| 7 | Consider as rural | 1 | 1.143 | 14.1% |
| 8 | Low culture, poor literacy, they irritate city inhabitants | 1 | 1.552 | 19.2% |
| 15 | At a social level | 2 | 0.825 | 10.2% |
| 20 | Hostility | 1 | 0.825 | 10.2% |
| 21 | Drink too much | 1 | 1.164 | 14.4% |
| 31 | Due to vacancies | 1 | 1.264 | 15.6% |
| 33 | Insults | 1 | 1.312 | 16.2% |
| Sysmiss | | 1492 | 1491.916 | |

#230 q521p_3: (Q521 Primary, 3rd). What conflicts between newcomers and local people are there

| Information | [type=discrete] [format=numeric] [valid=2] [valid(weighted)=1.814] [range=28-34] | | | |
|-------------------------|--|-------|----------|-----------------------|
| Literal question | What conflicts between newcomers and local people are there? | | | |
| Security | Public | | | |
| Value | Label | Cases | Weighted | Percentage (weighted) |
| 28 | Different culture | 1 | 0.55 | 30.3% |
| 34 | Migrants treat the local people with hatred | 1 | 1.264 | 69.7% |
| Sysmiss | | 1498 | 1498.186 | |

File database_kyr (cont.)**#231 q521_1: (Q521 Secondary, 1st). What conflicts between newcomers and local people are the**

| Information | [type=discrete] [format=numeric] [valid=75] [valid(weighted)=76.642] [range=1-99] | | | |
|-------------------------|---|-------|----------|-----------------------|
| Literal question | What conflicts between newcomers and local people are there? | | | |
| Security | Public | | | |
| Value | Label | Cases | Weighted | Percentage (weighted) |
| 1 | Tensions due to ethnicity, language and culture | 15 | 15.058 | 19.6% |
| 2 | Snobbism, disrespect in communication with people from provi | 37 | 38.487 | 50.2% |
| 3 | Other | 15 | 15.094 | 19.7% |
| 98 | NO RESPONSE | 6 | 6.916 | 9.0% |
| 99 | DO NOT KNOW | 2 | 1.088 | 1.4% |
| Sysmiss | | 1425 | 1423.358 | |

#232 q521_2: (Q521 Secondary, 2nd). What conflicts between newcomers and local people are the

| Information | [type=discrete] [format=numeric] [valid=6] [valid(weighted)=6.116] [range=1-3] | | | |
|-------------------------|--|-------|----------|-----------------------|
| Literal question | What conflicts between newcomers and local people are there? | | | |
| Security | Public | | | |
| Value | Label | Cases | Weighted | Percentage (weighted) |
| 1 | Tensions due to ethnicity, language and culture | 1 | 0.55 | 9.0% |
| 2 | Snobbism, disrespect in communication with people from provi | 2 | 2.816 | 46.0% |
| 3 | Other | 3 | 2.75 | 45.0% |
| Sysmiss | | 1494 | 1493.884 | |

#233 q53_a: (Q53_A). What impact has borders between Kyrgyzstan and other Central Asian coun







| Information | [type=discrete] [format=numeric] [valid=1500] [valid(weighted)=1500] [range=1-9] | | | |
|-------------------------|---|-------|----------|-----------------------|
| Literal question | What impact has borders between Kyrgyzstan and other Central Asian countries had in trade, transport, transit across new borders? | | | |
| Security | Public | | | |
| Value | Label | Cases | Weighted | Percentage (weighted) |
| 1 | Very positive | 77 | 79.902 | 5.3% |
| 2 | Positive | 230 | 229.224 | 15.3% |
| 3 | No impact | 231 | 228.527 | 15.2% |
| 4 | Negative | 696 | 708.288 | 47.2% |
| 5 | Very negative | 213 | 206.549 | 13.8% |
| 9 | DK/NR | 53 | 47.51 | 3.2% |

#234 q53_b: (Q53_B). What impact has borders between Kyrgyzstan and other Central Asian coun







| | | | | |
|--------------------|--|--|--|--|
| Information | [type=discrete] [format=numeric] [valid=1500] [valid(weighted)=1500] [range=1-9] | | | |
|--------------------|--|--|--|--|

File database_kyr (cont.)







#234 q53_b: (Q53_B). What impact has borders between Kyrgyzstan and other Central Asian coun (cont.)

| Literal question | What impact has borders between Kyrgyzstan and other Central Asian countries had in access to water? | | | |
|-------------------------|--|-------|----------|---|
| Security | Public | | | |
| Value | Label | Cases | Weighted | Percentage (weighted) |
| 1 | Very positive | 47 | 47.588 |  3.2% |
| 2 | Positive | 224 | 215.727 |  14.4% |
| 3 | No impact | 629 | 639.247 |  42.6% |
| 4 | Negative | 419 | 421.136 |  28.1% |
| 5 | Very negative | 89 | 88.97 |  5.9% |
| 9 | DK/NR | 92 | 87.332 |  5.8% |

#235 q53_c: (Q53_C). What impact has borders between Kyrgyzstan and other Central Asian coun

| Information | [type=discrete] [format=numeric] [valid=1500] [valid(weighted)=1500] [range=1-9] | | | |
|-------------------------|--|-------|----------|---|
| Literal question | What impact has borders between Kyrgyzstan and other Central Asian countries had in access to energy (electricity, fuel etc.)? | | | |
| Security | Public | | | |
| Value | Label | Cases | Weighted | Percentage (weighted) |
| 1 | Very positive | 56 | 55.111 |  3.7% |
| 2 | Positive | 275 | 281.541 |  18.8% |
| 3 | No impact | 589 | 587.246 |  39.1% |
| 4 | Negative | 408 | 420.497 |  28.0% |
| 5 | Very negative | 85 | 75.835 |  5.1% |
| 9 | DK/NR | 87 | 79.77 |  5.3% |

#236 q53_d: (Q53_D). What impact has borders between Kyrgyzstan and other Central Asian coun

| Information | [type=discrete] [format=numeric] [valid=1500] [valid(weighted)=1500] [range=1-9] | | | |
|-------------------------|--|-------|----------|---|
| Literal question | What impact has borders between Kyrgyzstan and other Central Asian countries had in ability to make financial transactions for business? | | | |
| Security | Public | | | |
| Value | Label | Cases | Weighted | Percentage (weighted) |
| 1 | Very positive | 69 | 66.23 |  4.4% |
| 2 | Positive | 329 | 347.667 |  23.2% |
| 3 | No impact | 398 | 412.291 |  27.5% |
| 4 | Negative | 450 | 436.081 |  29.1% |
| 5 | Very negative | 118 | 110.17 |  7.3% |
| 9 | DK/NR | 136 | 127.561 |  8.5% |

#237 q53_e: (Q53_E). What impact has borders between Kyrgyzstan and other Central Asian coun

| | | | | |
|-------------------------|---|--|--|--|
| Information | [type=discrete] [format=numeric] [valid=1500] [valid(weighted)=1500] [range=1-9] | | | |
| Literal question | What impact has borders between Kyrgyzstan and other Central Asian countries had for access to family, friends, or business associates? | | | |

File database_kyr (cont.)

#237 q53_e: (Q53_E). What impact has borders between Kyrgyzstan and other Central Asian coun (cont.)

| Security | | Public | | |
|-----------------|---------------|--------|----------|-----------------------|
| Value | Label | Cases | Weighted | Percentage (weighted) |
| 1 | Very positive | 39 | 40.447 | 2.7% |
| 2 | Positive | 197 | 204.902 | 13.7% |
| 3 | No impact | 407 | 411.464 | 27.4% |
| 4 | Negative | 611 | 599.427 | 40.0% |
| 5 | Very negative | 199 | 202.502 | 13.5% |
| 9 | DK/NR | 47 | 41.258 | 2.8% |

#238 q53_f: (Q53_F). What impact has borders between Kyrgyzstan and other Central Asian coun

| Information | | [type=discrete] [format=numeric] [valid=1500] [valid(weighted)=1500] [range=1-9] | | |
|-------------------------|---------------|---|----------|-----------------------|
| Literal question | | What impact has borders between Kyrgyzstan and other Central Asian countries had in conflict, insecurity and crime? | | |
| Security | | Public | | |
| Value | Label | Cases | Weighted | Percentage (weighted) |
| 1 | Very positive | 59 | 54.978 | 3.7% |
| 2 | Positive | 300 | 309.5 | 20.6% |
| 3 | No impact | 586 | 606.904 | 40.5% |
| 4 | Negative | 334 | 322.468 | 21.5% |
| 5 | Very negative | 84 | 79.793 | 5.3% |
| 9 | DK/NR | 137 | 126.357 | 8.4% |

#239 q53_g: (Q53_G). What impact has borders between Kyrgyzstan and other Central Asian coun

| Information | | [type=discrete] [format=numeric] [valid=1500] [valid(weighted)=1500] [range=1-9] | | |
|-------------------------|---------------|---|----------|-----------------------|
| Literal question | | What impact has borders between Kyrgyzstan and other Central Asian countries had in use and traffic of drugs? | | |
| Security | | Public | | |
| Value | Label | Cases | Weighted | Percentage (weighted) |
| 1 | Very positive | 77 | 72.185 | 4.8% |
| 2 | Positive | 428 | 429.543 | 28.6% |
| 3 | No impact | 529 | 556.484 | 37.1% |
| 4 | Negative | 242 | 231.652 | 15.4% |
| 5 | Very negative | 79 | 76.399 | 5.1% |
| 9 | DK/NR | 145 | 133.737 | 8.9% |

#240 q53_h: (Q53_H). What impact has borders between Kyrgyzstan and other Central Asian coun

| | | | | |
|-------------------------|--|--|--|--|
| Information | | [type=discrete] [format=numeric] [valid=1500] [valid(weighted)=1500] [range=1-9] | | |
| Literal question | | What impact has borders between Kyrgyzstan and other Central Asian countries had in ability to communicate in one common language? | | |
| Security | | Public | | |

File database_kyr (cont.)

#240 q53_h: (Q53_H). What impact has borders between Kyrgyzstan and other Central Asian coun (cont.)

| Value | Label | Cases | Weighted | Percentage (weighted) |
|-------|---------------|-------|----------|-----------------------|
| 1 | Very positive | 57 | 53.79 | 3.6% |
| 2 | Positive | 279 | 277.971 | 18.5% |
| 3 | No impact | 814 | 834.078 | 55.6% |
| 4 | Negative | 176 | 173.94 | 11.6% |
| 5 | Very negative | 57 | 54.023 | 3.6% |
| 9 | DK/NR | 117 | 106.199 | 7.1% |

#241 q54_a: (Q54_A). How do you rate border relations between Kyrgyzstan and Kazakhstan over

| Information | [type=discrete] [format=numeric] [valid=1500] [valid(weighted)=1500] [range=1-9] | | | |
|-------------------------|---|-------|----------|-----------------------|
| Literal question | How do you rate border relations between Kyrgyzstan and Kazakhstan over the last few years? | | | |
| Security | Public | | | |
| Value | Label | Cases | Weighted | Percentage (weighted) |
| 1 | Improved considerably | 259 | 239.055 | 15.9% |
| 2 | Improved somewhat | 439 | 447.551 | 29.8% |
| 3 | Has not changed | 451 | 471.677 | 31.4% |
| 4 | Became worse | 197 | 201.934 | 13.5% |
| 5 | Became significantly worse | 66 | 62.008 | 4.1% |
| 9 | DK/NR | 88 | 77.775 | 5.2% |

#242 q54_b: (Q54_B). How do you rate border relations between Kyrgyzstan and Tajikistan over

| Information | [type=discrete] [format=numeric] [valid=1500] [valid(weighted)=1500] [range=1-9] | | | |
|-------------------------|---|-------|----------|-----------------------|
| Literal question | How do you rate border relations between Kyrgyzstan and Tajikistan over the last few years? | | | |
| Security | Public | | | |
| Value | Label | Cases | Weighted | Percentage (weighted) |
| 1 | Improved considerably | 103 | 88.868 | 5.9% |
| 2 | Improved somewhat | 311 | 309.895 | 20.7% |
| 3 | Has not changed | 642 | 684.327 | 45.6% |
| 4 | Became worse | 189 | 188.08 | 12.5% |
| 5 | Became significantly worse | 91 | 88.603 | 5.9% |
| 9 | DK/NR | 164 | 140.227 | 9.3% |

#243 q54_c: (Q54_C). How do you rate border relations between Kyrgyzstan and Uzbekistan over

| Information | [type=discrete] [format=numeric] [valid=1500] [valid(weighted)=1500] [range=1-9] | | | |
|-------------------------|---|-------|----------|-----------------------|
| Literal question | How do you rate border relations between Kyrgyzstan and Uzbekistan over the last few years? | | | |
| Security | Public | | | |
| Value | Label | Cases | Weighted | Percentage (weighted) |
| 1 | Improved considerably | 109 | 97.448 | 6.5% |
| 2 | Improved somewhat | 270 | 275.325 | 18.4% |

File database_kyr (cont.)#243 **q54_c: (Q54_C). How do you rate border relations between Kyrgyzstan and Uzbekistan over** (cont.)

| Value (cont.) | Label | Cases | Weighted | Percentage (weighted) |
|---------------|----------------------------|-------|----------|-----------------------|
| 3 | Has not changed | 453 | 479.715 | 32.0% |
| 4 | Became worse | 357 | 346.815 | 23.1% |
| 5 | Became significantly worse | 205 | 207.147 | 13.8% |
| 9 | DK/NR | 106 | 93.551 | 6.2% |

#244 **q551p_1: (Q551 Primary, 1st). If you have traveled to Kazakhstan since 2000, what was the**

| Information | [type=discrete] [format=numeric] [valid=1500] [valid(weighted)=1500] [range=1-99] | | | |
|-------------------------|---|-------|----------|-----------------------|
| Literal question | If you have traveled to Kazakhstan since 2000, what was the purpose of your travel? | | | |
| Security | Public | | | |
| Value | Label | Cases | Weighted | Percentage (weighted) |
| 1 | Jobs search | 60 | 66.514 | 4.4% |
| 2 | Trade, business | 73 | 66.306 | 4.4% |
| 3 | Business trips | 18 | 20.8 | 1.4% |
| 4 | To visit relatives and friends | 67 | 79.191 | 5.3% |
| 5 | Recreation | 20 | 16.7 | 1.1% |
| 6 | To do shopping | 6 | 5.045 | 0.3% |
| 15 | Tourism | 1 | 1.143 | 0.1% |
| 16 | Worked a taxi driver | 1 | 1.028 | 0.1% |
| 18 | Conference | 1 | 0.55 | 0.0% |
| 98 | HAD NO TRAVELS | 1236 | 1225.419 | 81.7% |
| 99 | DO NOT KNOW/NO RESPONSE | 17 | 17.303 | 1.2% |

#245 **q551p_2: (Q551 Primary, 2nd). If you have traveled to Kazakhstan since 2000, what was the**

| Information | [type=discrete] [format=numeric] [valid=42] [valid(weighted)=42.661] [range=2-19] | | | |
|-------------------------|---|-------|----------|-----------------------|
| Literal question | If you have traveled to Kazakhstan since 2000, what was the purpose of your travel? | | | |
| Security | Public | | | |
| Value | Label | Cases | Weighted | Percentage (weighted) |
| 2 | Trade, business | 11 | 13.702 | 32.1% |
| 3 | Business trips | 3 | 3.196 | 7.5% |
| 4 | To visit relatives and friends | 7 | 6.59 | 15.4% |
| 5 | Recreation | 9 | 10.761 | 25.2% |
| 6 | To do shopping | 10 | 6.262 | 14.7% |
| 17 | Temporarily lived at relatives` place | 1 | 1.6 | 3.8% |
| 19 | Sports events | 1 | 0.55 | 1.3% |
| Sysmiss | | 1458 | 1457.339 | |

#246 **q551p_3: (Q551 Primary, 3rd). If you have traveled to Kazakhstan since 2000, what was the**

| | | | | |
|--------------------|--|--|--|--|
| Information | [type=discrete] [format=numeric] [valid=14] [valid(weighted)=17.039] [range=3-6] | | | |
|--------------------|--|--|--|--|

File database_kyr (cont.)**#246 q551p_3: (Q551 Primary, 3rd). If you have traveled to Kazakhstan since 2000, what was the** (cont.)

| | | | | |
|-------------------------|---|--------------|-----------------|------------------------------|
| Literal question | If you have traveled to Kazakhstan since 2000, what was the purpose of your travel? | | | |
| Security | Public | | | |
| Value | Label | Cases | Weighted | Percentage (weighted) |
| 3 | Business trips | 8 | 11.852 | 69.6% |
| 6 | To do shopping | 6 | 5.187 | 30.4% |
| Sysmiss | | 1486 | 1482.961 | |

#247 q551p_4: (Q551 Primary, 4th). If you have traveled to Kazakhstan since 2000, what was the

| | | | | |
|-------------------------|---|--------------|-----------------|------------------------------|
| Information | [type=discrete] [format=numeric] [valid=2] [valid(weighted)=1.566] [range=6-6] | | | |
| Literal question | If you have traveled to Kazakhstan since 2000, what was the purpose of your travel? | | | |
| Security | Public | | | |
| Value | Label | Cases | Weighted | Percentage (weighted) |
| 6 | To do shopping | 2 | 1.566 | 100.0% |
| Sysmiss | | 1498 | 1498.434 | |

#248 q551_1: (Q551 Secondary, 1st). If you have traveled to Kazakhstan since 2000, what was t

| | | | | |
|-------------------------|---|--------------|-----------------|------------------------------|
| Information | [type=discrete] [format=numeric] [valid=1500] [valid(weighted)=1500] [range=1-9] | | | |
| Literal question | If you have traveled to Kazakhstan since 2000, what was the purpose of your travel? | | | |
| Security | Public | | | |
| Value | Label | Cases | Weighted | Percentage (weighted) |
| 1 | Business purposes, trade, business | 74 | 66.856 | 4.5% |
| 2 | To visit relatives and friends | 67 | 79.191 | 5.3% |
| 3 | Jobs search | 61 | 67.543 | 4.5% |
| 4 | Business trips | 18 | 20.8 | 1.4% |
| 5 | Recreation | 21 | 17.844 | 1.2% |
| 6 | To do shopping | 6 | 5.045 | 0.3% |
| 8 | HAD NO TRAVELS | 1236 | 1225.419 | 81.7% |
| 9 | DK/NR | 17 | 17.303 | 1.2% |

#249 q551_2: (Q551 Secondary, 2nd). If you have traveled to Kazakhstan since 2000, what was t

| | | | | |
|-------------------------|---|--------------|-----------------|------------------------------|
| Information | [type=discrete] [format=numeric] [valid=41] [valid(weighted)=42.111] [range=1-6] | | | |
| Literal question | If you have traveled to Kazakhstan since 2000, what was the purpose of your travel? | | | |
| Security | Public | | | |
| Value | Label | Cases | Weighted | Percentage (weighted) |
| 1 | Business purposes, trade, business | 11 | 13.702 | 32.5% |
| 2 | To visit relatives and friends | 8 | 8.19 | 19.4% |
| 4 | Business trips | 3 | 3.196 | 7.6% |
| 5 | Recreation | 9 | 10.761 | 25.6% |

File database_kyr (cont.)

#249 q551_2: (Q551 Secondary, 2nd). If you have traveled to Kazakhstan since 2000, what was t (cont.)

| Value (cont.) | Label | Cases | Weighted | Percentage (weighted) |
|---------------|----------------|-------|----------|-----------------------|
| 6 | To do shopping | 10 | 6.262 | 14.9% |
| Sysmiss | | 1459 | 1457.889 | |

#250 q551_3: (Q551 Secondary, 3rd). If you have traveled to Kazakhstan since 2000, what was t

| Information | [type=discrete] [format=numeric] [valid=14] [valid(weighted)=17.039] [range=4-6] | | | |
|-------------------------|---|-------|----------|-----------------------|
| Literal question | If you have traveled to Kazakhstan since 2000, what was the purpose of your travel? | | | |
| Security | Public | | | |
| Value | Label | Cases | Weighted | Percentage (weighted) |
| 4 | Business trips | 8 | 11.852 | 69.6% |
| 6 | To do shopping | 6 | 5.187 | 30.4% |
| Sysmiss | | 1486 | 1482.961 | |

#251 q551_4: (Q551 Secondary, 4th). If you have traveled to Kazakhstan since 2000, what was t

| Information | [type=discrete] [format=numeric] [valid=2] [valid(weighted)=1.566] [range=6-6] | | | |
|-------------------------|---|-------|----------|-----------------------|
| Literal question | If you have traveled to Kazakhstan since 2000, what was the purpose of your travel? | | | |
| Security | Public | | | |
| Value | Label | Cases | Weighted | Percentage (weighted) |
| 6 | To do shopping | 2 | 1.566 | 100.0% |
| Sysmiss | | 1498 | 1498.434 | |

#252 q552p_1: (Q552 Primary, 1st). If you have traveled to Tajikistan since 2000, what was the

| Information | [type=discrete] [format=numeric] [valid=1500] [valid(weighted)=1500] [range=1-99] | | | |
|-------------------------|---|-------|----------|-----------------------|
| Literal question | If you have traveled to Tajikistan since 2000, what was the purpose of your travel? | | | |
| Security | Public | | | |
| Value | Label | Cases | Weighted | Percentage (weighted) |
| 1 | Jobs search | 2 | 2.36 | 0.2% |
| 2 | Trade, business | 3 | 2.497 | 0.2% |
| 3 | Business trips | 1 | 0.762 | 0.1% |
| 4 | To visit relatives and friends | 5 | 5.531 | 0.4% |
| 5 | Recreation | 1 | 0.817 | 0.1% |
| 6 | To do shopping | 20 | 23.937 | 1.6% |
| 11 | For a wedding party | 2 | 2.407 | 0.2% |
| 18 | Conference | 1 | 0.55 | 0.0% |
| 98 | HAD NO TRAVELS | 1438 | 1434.386 | 95.6% |
| 99 | DO NOT KNOW/NO RESPONSE | 27 | 26.753 | 1.8% |

File database_kyr (cont.)

#253 q552p_2: (Q552 Primary, 2nd). If you have traveled to Tajikistan since 2000, what was the

| Information | [type=discrete] [format=numeric] [valid=2] [valid(weighted)=1.235] [range=4-19] | | | |
|-------------------------|---|-------|----------|-----------------------|
| Literal question | If you have traveled to Tajikistan since 2000, what was the purpose of your travel? | | | |
| Security | Public | | | |
| Value | Label | Cases | Weighted | Percentage (weighted) |
| 4 | To visit relatives and friends | 1 | 0.685 | 55.5% |
| 19 | Sports events | 1 | 0.55 | 44.5% |
| Sysmiss | | 1498 | 1498.765 | |

#254 q552_1: (Q552 Secondary, 1st). If you have traveled to Tajikistan since 2000, what was t

| Information | [type=discrete] [format=numeric] [valid=1500] [valid(weighted)=1500] [range=1-8] | | | |
|-------------------------|---|-------|----------|-----------------------|
| Literal question | If you have traveled to Tajikistan since 2000, what was the purpose of your travel? | | | |
| Security | Public | | | |
| Value | Label | Cases | Weighted | Percentage (weighted) |
| 1 | To do shopping | 20 | 23.937 | 1.6% |
| 2 | To visit relatives and friends, recreation | 8 | 8.756 | 0.6% |
| 3 | Other | 7 | 6.168 | 0.4% |
| 8 | HAD NO TRAVELS | 1465 | 1461.139 | 97.4% |

#255 q552_2: (Q552 Secondary, 2nd). If you have traveled to Tajikistan since 2000, what was t

| Information | [type=discrete] [format=numeric] [valid=1] [valid(weighted)=0.685] [range=2-2] | | | |
|-------------------------|---|-------|----------|-----------------------|
| Literal question | If you have traveled to Tajikistan since 2000, what was the purpose of your travel? | | | |
| Security | Public | | | |
| Value | Label | Cases | Weighted | Percentage (weighted) |
| 2 | To visit relatives and friends, recreation | 1 | 0.685 | 100.0% |
| Sysmiss | | 1499 | 1499.315 | |

#256 q553p_1: (Q553 Primary, 1st). If you have traveled to Turkmenistan since 2000, what was t

| Information | [type=discrete] [format=numeric] [valid=1500] [valid(weighted)=1500] [range=2-99] | | | |
|-------------------------|---|-------|----------|-----------------------|
| Literal question | If you have traveled to Turkmenistan since 2000, what was the purpose of your travel? | | | |
| Security | Public | | | |
| Value | Label | Cases | Weighted | Percentage (weighted) |
| 2 | Trade, business | 2 | 1.809 | 0.1% |
| 3 | Business trips | 1 | 1.133 | 0.1% |
| 4 | To visit relatives and friends | 3 | 3.209 | 0.2% |
| 5 | Recreation | 4 | 3.906 | 0.3% |
| 18 | Conference | 1 | 0.55 | 0.0% |
| 98 | HAD NO TRAVELS | 1461 | 1461.678 | 97.4% |
| 99 | DO NOT KNOW/NO RESPONSE | 28 | 27.716 | 1.8% |

File database_kyr (cont.)**#257 q553p_2: (Q553 Primary, 2nd). If you have traveled to Turkmenistan since 2000, what was t**

| Information | [type=discrete] [format=numeric] [valid=4] [valid(weighted)=3.491] [range=3-98] | | | |
|-------------------------|---|--------------|-----------------|------------------------------|
| Literal question | If you have traveled to Turkmenistan since 2000, what was the purpose of your travel? | | | |
| Security | Public | | | |
| Value | Label | Cases | Weighted | Percentage (weighted) |
| 3 | Business trips | 1 | 0.79 | 22.6% |
| 4 | To visit relatives and friends | 1 | 1.019 | 29.2% |
| 19 | Sports events | 1 | 0.55 | 15.8% |
| 98 | HAD NO TRAVELS | 1 | 1.133 | 32.4% |
| Sysmiss | | 1496 | 1496.509 | |

#258 q553_1: (Q553 Secondary, 1st). If you have traveled to Turkmenistan since 2000, what was

| Information | [type=discrete] [format=numeric] [valid=1500] [valid(weighted)=1500] [range=1-9] | | | |
|-------------------------|---|--------------|-----------------|------------------------------|
| Literal question | If you have traveled to Turkmenistan since 2000, what was the purpose of your travel? | | | |
| Security | Public | | | |
| Value | Label | Cases | Weighted | Percentage (weighted) |
| 1 | To visit relatives and friends, recreation | 7 | 7.115 | 0.5% |
| 2 | Other | 4 | 3.491 | 0.2% |
| 8 | HAD NO TRAVELS | 1461 | 1461.678 | 97.4% |
| 9 | DK/NR | 28 | 27.716 | 1.8% |

#259 q553_2: (Q553 Secondary, 2nd). If you have traveled to Turkmenistan since 2000, what was

| Information | [type=discrete] [format=numeric] [valid=2] [valid(weighted)=2.152] [range=1-8] | | | |
|-------------------------|---|--------------|-----------------|------------------------------|
| Literal question | If you have traveled to Turkmenistan since 2000, what was the purpose of your travel? | | | |
| Security | Public | | | |
| Value | Label | Cases | Weighted | Percentage (weighted) |
| 1 | To visit relatives and friends, recreation | 1 | 1.019 | 47.4% |
| 8 | HAD NO TRAVELS | 1 | 1.133 | 52.6% |
| Sysmiss | | 1498 | 1497.848 | |

#260 q554p_1: (Q554 Primary, 1st). If you have traveled to Uzbekistan 2000, what was the purpo

| Information | [type=discrete] [format=numeric] [valid=1500] [valid(weighted)=1500] [range=1-99] | | | |
|-------------------------|---|--------------|-----------------|------------------------------|
| Literal question | If you have traveled to Uzbekistan in 2000, what was the purpose of your travel? | | | |
| Security | Public | | | |
| Value | Label | Cases | Weighted | Percentage (weighted) |
| 1 | Jobs search | 4 | 4.459 | 0.3% |
| 2 | Trade, business | 28 | 26.803 | 1.8% |
| 3 | Business trips | 4 | 3.462 | 0.2% |
| 4 | To visit relatives and friends | 133 | 140.604 | 9.4% |

File database_kyr (cont.)**#260 q554p_1: (Q554 Primary, 1st). If you have traveled to Uzbekistan 2000, what was the purpo** (cont.)

| Value (cont.) | Label | Cases | Weighted | Percentage (weighted) |
|---------------|-------------------------|-------|----------|-----------------------|
| 5 | Recreation | 19 | 25.024 | 1.7% |
| 6 | To do shopping | 42 | 43.162 | 2.9% |
| 9 | I gave concerts | 1 | 1.602 | 0.1% |
| 12 | For treatment | 1 | 0.628 | 0.0% |
| 18 | Conference | 1 | 0.55 | 0.0% |
| 98 | HAD NO TRAVELS | 1251 | 1239.067 | 82.6% |
| 99 | DO NOT KNOW/NO RESPONSE | 16 | 14.638 | 1.0% |

#261 q554p_2: (Q554 Primary, 2nd). If you have traveled to Uzbekistan 2000, what was the purpo

| Information | [type=discrete] [format=numeric] [valid=26] [valid(weighted)=26.754] [range=2-19] | | | |
|-------------------------|---|-------|----------|-----------------------|
| Literal question | If you have traveled to Uzbekistan in 2000, what was the purpose of your travel? | | | |
| Security | Public | | | |
| Value | Label | Cases | Weighted | Percentage (weighted) |
| 2 | Trade, business | 1 | 1.133 | 4.2% |
| 4 | To visit relatives and friends | 6 | 5.449 | 20.4% |
| 5 | Recreation | 5 | 5.342 | 20.0% |
| 6 | To do shopping | 13 | 14.281 | 53.4% |
| 19 | Sports events | 1 | 0.55 | 2.1% |
| Sysmiss | | 1474 | 1473.246 | |

#262 q554p_3: (Q554 Primary, 3rd). If you have traveled to Uzbekistan 2000, what was the purpo

| Information | [type=discrete] [format=numeric] [valid=3] [valid(weighted)=2.617] [range=4-6] | | | |
|-------------------------|--|-------|----------|-----------------------|
| Literal question | If you have traveled to Uzbekistan in 2000, what was the purpose of your travel? | | | |
| Security | Public | | | |
| Value | Label | Cases | Weighted | Percentage (weighted) |
| 4 | To visit relatives and friends | 1 | 1.133 | 43.3% |
| 5 | Recreation | 1 | 0.722 | 27.6% |
| 6 | To do shopping | 1 | 0.762 | 29.1% |
| Sysmiss | | 1497 | 1497.383 | |

#263 q554p_4: (Q554 Primary, 4th). If you have traveled to Uzbekistan 2000, what was the purpo

| Information | [type=discrete] [format=numeric] [valid=2] [valid(weighted)=1.855] [range=5-6] | | | |
|-------------------------|--|-------|----------|-----------------------|
| Literal question | If you have traveled to Uzbekistan in 2000, what was the purpose of your travel? | | | |
| Security | Public | | | |
| Value | Label | Cases | Weighted | Percentage (weighted) |
| 5 | Recreation | 1 | 1.133 | 61.1% |
| 6 | To do shopping | 1 | 0.722 | 38.9% |
| Sysmiss | | 1498 | 1498.145 | |

File database_kyr (cont.)

#264 q554p_5: (Q554 Primary, 5th). If you have traveled to Uzbekistan 2000, what was the purpo

| Information | [type=discrete] [format=numeric] [valid=1] [valid(weighted)=1.133] [range=6-6] | | | |
|-------------------------|--|-------|----------|-----------------------|
| Literal question | If you have traveled to Uzbekistan in 2000, what was the purpose of your travel? | | | |
| Security | Public | | | |
| Value | Label | Cases | Weighted | Percentage (weighted) |
| 6 | To do shopping | 1 | 1.133 | 100.0% |
| Sysmiss | | 1499 | 1498.867 | |

#265 q554_1: (Q554 Secondary, 1st). If you have traveled to Uzbekistan 2000, what was the pur

| Information | [type=discrete] [format=numeric] [valid=1500] [valid(weighted)=1500] [range=1-9] | | | |
|-------------------------|--|-------|----------|-----------------------|
| Literal question | If you have traveled to Uzbekistan in 2000, what was the purpose of your travel? | | | |
| Security | Public | | | |
| Value | Label | Cases | Weighted | Percentage (weighted) |
| 1 | To visit relatives and friends | 133 | 140.604 | 9.4% |
| 2 | To do shopping | 42 | 43.162 | 2.9% |
| 3 | Business job search, trade, business | 38 | 36.875 | 2.5% |
| 4 | For recreation, for treatment | 20 | 25.653 | 1.7% |
| 8 | HAD NO TRAVELS | 1251 | 1239.067 | 82.6% |
| 9 | DK/NR | 16 | 14.638 | 1.0% |

#266 q554_2: (Q554 Secondary, 2nd). If you have traveled to Uzbekistan 2000, what was the pur

| Information | [type=discrete] [format=numeric] [valid=25] [valid(weighted)=26.204] [range=1-4] | | | |
|-------------------------|--|-------|----------|-----------------------|
| Literal question | If you have traveled to Uzbekistan in 2000, what was the purpose of your travel? | | | |
| Security | Public | | | |
| Value | Label | Cases | Weighted | Percentage (weighted) |
| 1 | To visit relatives and friends | 7 | 6.582 | 25.1% |
| 2 | To do shopping | 13 | 14.281 | 54.5% |
| 4 | For recreation, for treatment | 5 | 5.342 | 20.4% |
| Sysmiss | | 1475 | 1473.796 | |

#267 q554_3: (Q554 Secondary, 3rd). If you have traveled to Uzbekistan 2000, what was the pur

| Information | [type=discrete] [format=numeric] [valid=3] [valid(weighted)=2.617] [range=2-4] | | | |
|-------------------------|--|-------|----------|-----------------------|
| Literal question | If you have traveled to Uzbekistan in 2000, what was the purpose of your travel? | | | |
| Security | Public | | | |
| Value | Label | Cases | Weighted | Percentage (weighted) |
| 2 | To do shopping | 1 | 0.762 | 29.1% |
| 4 | For recreation, for treatment | 2 | 1.855 | 70.9% |
| Sysmiss | | 1497 | 1497.383 | |

File database_kyr (cont.)

#268 q554_4: (Q554 Secondary, 4th). If you have traveled to Uzbekistan 2000, what was the pur

| Information | [type=discrete] [format=numeric] [valid=2] [valid(weighted)=1.855] [range=2-2] | | | |
|-------------------------|--|-------|----------|-----------------------|
| Literal question | If you have traveled to Uzbekistan in 2000, what was the purpose of your travel? | | | |
| Security | Public | | | |
| Value | Label | Cases | Weighted | Percentage (weighted) |
| 2 | To do shopping | 2 | 1.855 | 100.0% |
| Sysmiss | | 1498 | 1498.145 | |

#269 q56p_1: (Q56 Primary, 1st). Have you encountered any of the following problems when trav

| Information | [type=discrete] [format=numeric] [valid=425] [valid(weighted)=440.127] [range=1-99] | | | |
|-------------------------|--|-------|----------|-----------------------|
| Literal question | Have you encountered any of the following problems when traveling to any of the Central Asian countries? | | | |
| Security | Public | | | |
| Value | Label | Cases | Weighted | Percentage (weighted) |
| 1 | Much time spent on visa procedures | 55 | 55.538 | 12.6% |
| 2 | High visa fee | 23 | 27.41 | 6.2% |
| 3 | Bad attitude at the Embassy | 26 | 21.547 | 4.9% |
| 4 | Bad attitude at the border pass control | 137 | 144.428 | 32.8% |
| 5 | Bad attitude at the customs control | 32 | 27.439 | 6.2% |
| 6 | Registration problems in a country of visit | 15 | 14.928 | 3.4% |
| 7 | Refusal to register in a country of visit | 5 | 5.412 | 1.2% |
| 8 | Expensiveness or unavailability of air tickets | 2 | 2.732 | 0.6% |
| 9 | Border crossing took excessively much time | 42 | 49.088 | 11.2% |
| 10 | Bad attitude in a country of destination due to ethnicity or | 16 | 14.449 | 3.3% |
| 11 | Bribes to the Immigrations or Customs staff | 14 | 12.281 | 2.8% |
| 18 | It was difficult to get to Kazakhstan, as there were many ob | 1 | 1.164 | 0.3% |
| 97 | Had no problems | 24 | 27.837 | 6.3% |
| 99 | DO NOT KNOW/NO RESPONSE | 33 | 35.875 | 8.2% |
| Sysmiss | | 1075 | 1059.873 | |

#270 q56p_2: (Q56 Primary, 2nd). Have you encountered any of the following problems when trav

| Information | [type=discrete] [format=numeric] [valid=243] [valid(weighted)=247.619] [range=2-11] | | | |
|-------------------------|--|-------|----------|-----------------------|
| Literal question | Have you encountered any of the following problems when traveling to any of the Central Asian countries? | | | |
| Security | Public | | | |
| Value | Label | Cases | Weighted | Percentage (weighted) |
| 2 | High visa fee | 20 | 18.788 | 7.6% |
| 3 | Bad attitude at the Embassy | 9 | 12.155 | 4.9% |
| 4 | Bad attitude at the border pass control | 29 | 24.258 | 9.8% |
| 5 | Bad attitude at the customs control | 57 | 57.55 | 23.2% |
| 6 | Registration problems in a country of visit | 25 | 22.382 | 9.0% |
| 7 | Refusal to register in a country of visit | 1 | 1.757 | 0.7% |

File database_kyr (cont.)

#270 q56p_2: (Q56 Primary, 2nd). Have you encountered any of the following problems when trav (cont.)

| Value (cont.) | Label | Cases | Weighted | Percentage (weighted) |
|---------------|--|-------|----------|-----------------------|
| 8 | Expensiveness or unavailability of air tickets | 13 | 11.187 | 4.5% |
| 9 | Border crossing took excessively much time | 51 | 57.595 | 23.3% |
| 10 | Bad attitude in a country of destination due to ethnicity or | 11 | 12.172 | 4.9% |
| 11 | Bribes to the Immigrations or Customs staff | 27 | 29.775 | 12.0% |
| Sysmiss | | 1257 | 1252.381 | |

#271 q56p_3: (Q56 Primary, 3rd). Have you encountered any of the following problems when trav

| Information | [type=discrete] [format=numeric] [valid=108] [valid(weighted)=100.877] [range=3-11] | | | |
|-------------------------|--|-------|----------|-----------------------|
| Literal question | Have you encountered any of the following problems when traveling to any of the Central Asian countries? | | | |
| Security | Public | | | |
| Value | Label | Cases | Weighted | Percentage (weighted) |
| 3 | Bad attitude at the Embassy | 1 | 0.384 | 0.4% |
| 4 | Bad attitude at the border pass control | 9 | 6.074 | 6.0% |
| 5 | Bad attitude at the customs control | 19 | 15.44 | 15.3% |
| 6 | Registration problems in a country of visit | 13 | 12.85 | 12.7% |
| 7 | Refusal to register in a country of visit | 1 | 1.133 | 1.1% |
| 8 | Expensiveness or unavailability of air tickets | 3 | 1.576 | 1.6% |
| 9 | Border crossing took excessively much time | 18 | 15.527 | 15.4% |
| 10 | Bad attitude in a country of destination due to ethnicity or | 18 | 19.523 | 19.4% |
| 11 | Bribes to the Immigrations or Customs staff | 26 | 28.37 | 28.1% |
| Sysmiss | | 1392 | 1399.123 | |

#272 q56p_4: (Q56 Primary, 4th). Have you encountered any of the following problems when trav

| Information | [type=discrete] [format=numeric] [valid=46] [valid(weighted)=34.3] [range=4-11] | | | |
|-------------------------|--|-------|----------|-----------------------|
| Literal question | Have you encountered any of the following problems when traveling to any of the Central Asian countries? | | | |
| Security | Public | | | |
| Value | Label | Cases | Weighted | Percentage (weighted) |
| 4 | Bad attitude at the border pass control | 1 | 0.384 | 1.1% |
| 5 | Bad attitude at the customs control | 5 | 3.197 | 9.3% |
| 6 | Registration problems in a country of visit | 13 | 9.074 | 26.5% |
| 7 | Refusal to register in a country of visit | 2 | 1.492 | 4.3% |
| 8 | Expensiveness or unavailability of air tickets | 3 | 2.622 | 7.6% |
| 9 | Border crossing took excessively much time | 7 | 5.754 | 16.8% |
| 10 | Bad attitude in a country of destination due to ethnicity or | 4 | 3.806 | 11.1% |
| 11 | Bribes to the Immigrations or Customs staff | 11 | 7.972 | 23.2% |
| Sysmiss | | 1454 | 1465.7 | |

File database_kyr (cont.)

#273 q56p_5: (Q56 Primary, 5th). Have you encountered any of the following problems when trav

| Information | [type=discrete] [format=numeric] [valid=29] [valid(weighted)=21.31] [range=5-11] | | | |
|-------------------------|--|-------|----------|-----------------------|
| Literal question | Have you encountered any of the following problems when traveling to any of the Central Asian countries? | | | |
| Security | Public | | | |
| Value | Label | Cases | Weighted | Percentage (weighted) |
| 5 | Bad attitude at the customs control | 1 | 0.384 | 1.8% |
| 6 | Registration problems in a country of visit | 3 | 1.895 | 8.9% |
| 7 | Refusal to register in a country of visit | 11 | 7.351 | 34.5% |
| 8 | Expensiveness or unavailability of air tickets | 2 | 1.629 | 7.6% |
| 9 | Border crossing took excessively much time | 6 | 4.749 | 22.3% |
| 11 | Bribes to the Immigrations or Customs staff | 6 | 5.304 | 24.9% |
| Sysmiss | | 1471 | 1478.69 | |

#274 q56p_6: (Q56 Primary, 6th). Have you encountered any of the following problems when trav

| Information | [type=discrete] [format=numeric] [valid=22] [valid(weighted)=15.473] [range=7-11] | | | |
|-------------------------|--|-------|----------|-----------------------|
| Literal question | Have you encountered any of the following problems when traveling to any of the Central Asian countries? | | | |
| Security | Public | | | |
| Value | Label | Cases | Weighted | Percentage (weighted) |
| 7 | Refusal to register in a country of visit | 3 | 1.745 | 11.3% |
| 8 | Expensiveness or unavailability of air tickets | 7 | 4.628 | 29.9% |
| 9 | Border crossing took excessively much time | 5 | 3.683 | 23.8% |
| 10 | Bad attitude in a country of destination due to ethnicity or | 2 | 1.909 | 12.3% |
| 11 | Bribes to the Immigrations or Customs staff | 5 | 3.508 | 22.7% |
| Sysmiss | | 1478 | 1484.527 | |

#275 q56p_7: (Q56 Primary, 7th). Have you encountered any of the following problems when trav

| Information | [type=discrete] [format=numeric] [valid=16] [valid(weighted)=11.004] [range=8-11] | | | |
|-------------------------|--|-------|----------|-----------------------|
| Literal question | Have you encountered any of the following problems when traveling to any of the Central Asian countries? | | | |
| Security | Public | | | |
| Value | Label | Cases | Weighted | Percentage (weighted) |
| 8 | Expensiveness or unavailability of air tickets | 1 | 0.817 | 7.4% |
| 9 | Border crossing took excessively much time | 9 | 5.556 | 50.5% |
| 10 | Bad attitude in a country of destination due to ethnicity or | 3 | 1.634 | 14.8% |
| 11 | Bribes to the Immigrations or Customs staff | 3 | 2.998 | 27.2% |
| Sysmiss | | 1484 | 1488.996 | |

#276 q56p_8: (Q56 Primary, 8th). Have you encountered any of the following problems when trav

| | | | | |
|--------------------|---|--|--|--|
| Information | [type=discrete] [format=numeric] [valid=2] [valid(weighted)=1.2] [range=9-10] | | | |
|--------------------|---|--|--|--|

File database_kyr (cont.)

#276 q56p_8: (Q56 Primary, 8th). Have you encountered any of the following problems when trav (cont.)

| Literal question | | Have you encountered any of the following problems when traveling to any of the Central Asian countries? | | |
|-------------------------|--|--|----------|-----------------------|
| Security | | Public | | |
| Value | Label | Cases | Weighted | Percentage (weighted) |
| 9 | Border crossing took excessively much time | 1 | 0.817 | 68.0% |
| 10 | Bad attitude in a country of destination due to ethnicity or | 1 | 0.384 | 32.0% |
| Sysmiss | | 1498 | 1498.8 | |

#277 q56p_9: (Q56 Primary, 9th). Have you encountered any of the following problems when trav

| Information | | [type=discrete] [format=numeric] [valid=1] [valid(weighted)=0.384] [range=1-11] | | |
|-------------------------|---|--|----------|-----------------------|
| Literal question | | Have you encountered any of the following problems when traveling to any of the Central Asian countries? | | |
| Security | | Public | | |
| Value | Label | Cases | Weighted | Percentage (weighted) |
| 11 | Bribes to the Immigrations or Customs staff | 1 | 0.384 | 100.0% |
| Sysmiss | | 1499 | 1499.616 | |

#278 q56_1: (Q56 Secondary, 1st). Have you encountered any of the following problems when tr

| Information | | [type=discrete] [format=numeric] [valid=425] [valid(weighted)=440.127] [range=1-99] | | |
|-------------------------|--|--|----------|-----------------------|
| Literal question | | Have you encountered any of the following problems when traveling to any of the Central Asian countries? | | |
| Security | | Public | | |
| Value | Label | Cases | Weighted | Percentage (weighted) |
| 1 | Border crossing procedures, visa registration and local regi | 141 | 153.54 | 34.9% |
| 2 | Corruption of border, immigrations or customs staff at borde | 14 | 12.281 | 2.8% |
| 3 | Infringement of dignity by staff | 211 | 207.862 | 47.2% |
| 4 | Expensiveness or unavailability of air tickets | 2 | 2.732 | 0.6% |
| 97 | Had no problems | 24 | 27.837 | 6.3% |
| 99 | DO NOT KNOW/NO RESPONSE | 33 | 35.875 | 8.2% |
| Sysmiss | | 1075 | 1059.873 | |

#279 q56_2: (Q56 Secondary, 2nd). Have you encountered any of the following problems when tr

| Information | | [type=discrete] [format=numeric] [valid=186] [valid(weighted)=183.882] [range=1-4] | | |
|-------------------------|--|--|----------|-----------------------|
| Literal question | | Have you encountered any of the following problems when traveling to any of the Central Asian countries? | | |
| Security | | Public | | |
| Value | Label | Cases | Weighted | Percentage (weighted) |
| 1 | Border crossing procedures, visa registration and local regi | 90 | 87.126 | 47.4% |
| 2 | Corruption of border, immigrations or customs staff at borde | 43 | 46.472 | 25.3% |

File database_kyr (cont.)

#279 q56_2: (Q56 Secondary, 2nd). Have you encountered any of the following problems when tr (cont.)

| Value (cont.) | Label | Cases | Weighted | Percentage (weighted) |
|---------------|--|-------|----------|-----------------------|
| 3 | Infringement of dignity by staff | 37 | 37.521 | 20.4% |
| 4 | Expensiveness or unavailability of air tickets | 16 | 12.762 | 6.9% |
| Sysmiss | | 1314 | 1316.118 | |

#280 q56_3: (Q56 Secondary, 3rd). Have you encountered any of the following problems when tr

| Information | [type=discrete] [format=numeric] [valid=45] [valid(weighted)=38.244] [range=2-4] | | | |
|-------------------------|--|-------|----------|-----------------------|
| Literal question | Have you encountered any of the following problems when traveling to any of the Central Asian countries? | | | |
| Security | Public | | | |
| Value | Label | Cases | Weighted | Percentage (weighted) |
| 2 | Corruption of border, immigrations or customs staff at borde | 32 | 28.549 | 74.6% |
| 4 | Expensiveness or unavailability of air tickets | 13 | 9.696 | 25.4% |
| Sysmiss | | 1455 | 1461.756 | |

#281 q56_4: (Q56 Secondary, 4th). Have you encountered any of the following problems when tr

| Information | [type=discrete] [format=numeric] [valid=4] [valid(weighted)=3.29] [range=2-2] | | | |
|-------------------------|--|-------|----------|-----------------------|
| Literal question | Have you encountered any of the following problems when traveling to any of the Central Asian countries? | | | |
| Security | Public | | | |
| Value | Label | Cases | Weighted | Percentage (weighted) |
| 2 | Corruption of border, immigrations or customs staff at borde | 4 | 3.29 | 100.0% |
| Sysmiss | | 1496 | 1496.71 | |

#282 q57: (Q57). How many children do you have?

| | | | | |
|-------------------------|---|--|--|--|
| Information | [type=continuous] [format=numeric] [valid=1125] [valid(weighted)=1080.395] [range=1-11] | | | |
| Literal question | How many children do you have? | | | |
| Security | Public | | | |

#283 q57_rec: (Q57_REC). How many children do you have?

| Information | [type=discrete] [format=numeric] [valid=1500] [valid(weighted)=1500] [range=1-99] | | | |
|-------------------------|---|-------|----------|-----------------------|
| Literal question | How many children do you have? | | | |
| Security | Public | | | |
| Value | Label | Cases | Weighted | Percentage (weighted) |
| 1 | 1 - 3 children | 720 | 668.654 | 44.6% |
| 2 | 4 and more children | 405 | 411.741 | 27.4% |
| 99 | NO CHILDREN | 375 | 419.605 | 28.0% |

File database_kyr (cont.)

#284 q58: (Q58). Did you leave your village/city in 2004 for work or trade, irrespective of

| Information | [type=discrete] [format=numeric] [valid=1500] [valid(weighted)=1500] [range=1-9] | | | |
|-------------------------|---|-------|----------|-----------------------|
| Literal question | Did you leave your village/city in 2004 for work or trade, irrespective of trip duration? | | | |
| Security | Public | | | |
| Value | Label | Cases | Weighted | Percentage (weighted) |
| 1 | Yes | 279 | 287.816 | 19.2% |
| 2 | No | 1185 | 1176.572 | 78.4% |
| 9 | DK/NR | 36 | 35.612 | 2.4% |

#285 q59p: (Q59 Primary). What country did you primarily go to for work or trade?

| Information | [type=discrete] [format=numeric] [valid=279] [valid(weighted)=287.816] [range=1-99] | | | |
|-------------------------|---|-------|----------|-----------------------|
| Literal question | What country did you primarily go to for work or trade? | | | |
| Security | Public | | | |
| Value | Label | Cases | Weighted | Percentage (weighted) |
| 1 | Kazakhstan | 90 | 91.645 | 31.8% |
| 2 | China | 2 | 2.324 | 0.8% |
| 3 | Russia | 75 | 80.269 | 27.9% |
| 4 | Tajikistan | 1 | 1.341 | 0.5% |
| 5 | Uzbekistan | 26 | 22.558 | 7.8% |
| 7 | Korea | 1 | 0.804 | 0.3% |
| 98 | DID NOT LEAVE Kyrgyzstan | 83 | 88.195 | 30.6% |
| 99 | DO NOT KNOW/NO RESPONSE | 1 | 0.679 | 0.2% |
| Sysmiss | | 1221 | 1212.184 | |

#286 q59: (Q59 Secondary). What country did you primarily go to for work or trade?

| Information | [type=discrete] [format=numeric] [valid=279] [valid(weighted)=287.816] [range=1-99] | | | |
|-------------------------|---|-------|----------|-----------------------|
| Literal question | What country did you primarily go to for work or trade? | | | |
| Security | Public | | | |
| Value | Label | Cases | Weighted | Percentage (weighted) |
| 1 | Kazakhstan | 90 | 91.645 | 31.8% |
| 2 | Russia | 75 | 80.269 | 27.9% |
| 3 | Uzbekistan, Tajikistan | 27 | 23.899 | 8.3% |
| 4 | China, Korea | 3 | 3.128 | 1.1% |
| 98 | WITHIN Kyrgyzstan | 83 | 88.195 | 30.6% |
| 99 | DK/NR | 1 | 0.679 | 0.2% |
| Sysmiss | | 1221 | 1212.184 | |

#287 q60_1: (Q60, 1st). Which oblasts of Kyrgyzstan did you go to for work or trade?

| | | | | |
|-------------------------|---|--|--|--|
| Information | [type=discrete] [format=numeric] [valid=83] [valid(weighted)=88.195] [range=1-99] | | | |
| Literal question | Which oblasts of Kyrgyzstan did you go to for work or trade? | | | |

File database_kyr (cont.)

#287 q60_1: (Q60, 1st). Which oblasts of Kyrgyzstan did you go to for work or trade? (cont.)

| Security | | Public | | |
|-----------------|---------------------------|--------|----------|-----------------------|
| Value | Label | Cases | Weighted | Percentage (weighted) |
| 1 | Bishkek city | 47 | 52.182 | 59.2% |
| 2 | Chui province | 12 | 14.807 | 16.8% |
| 3 | Issyk-kul' province | 7 | 5.79 | 6.6% |
| 6 | Oshskaya province | 5 | 3.79 | 4.3% |
| 7 | Dzhalal-Abad province | 1 | 0.791 | 0.9% |
| 8 | Batken province | 1 | 0.527 | 0.6% |
| 98 | TRAVELED WITHIN MY OBLAST | 9 | 9.586 | 10.9% |
| 99 | DK/NR | 1 | 0.722 | 0.8% |
| Sysmiss | | 1417 | 1411.805 | |

#288 q60_2: (Q60, 2nd). Which oblasts of Kyrgyzstan did you go to for work or trade?

| Information | | [type=discrete] [format=numeric] [valid=32] [valid(weighted)=34.821] [range=2-7] | | |
|-------------------------|-----------------------|--|----------|-----------------------|
| Literal question | | Which oblasts of Kyrgyzstan did you go to for work or trade? | | |
| Security | | Public | | |
| Value | Label | Cases | Weighted | Percentage (weighted) |
| 2 | Chui province | 7 | 6.965 | 20.0% |
| 3 | Issyk-kul' province | 13 | 15.789 | 45.3% |
| 4 | Naryn province | 2 | 1.704 | 4.9% |
| 5 | Talas province | 4 | 5.27 | 15.1% |
| 6 | Oshskaya province | 3 | 2.068 | 5.9% |
| 7 | Dzhalal-Abad province | 3 | 3.025 | 8.7% |
| Sysmiss | | 1468 | 1465.179 | |

#289 q60_3: (Q60, 3rd). Which oblasts of Kyrgyzstan did you go to for work or trade?

| Information | | [type=discrete] [format=numeric] [valid=18] [valid(weighted)=21.037] [range=3-7] | | |
|-------------------------|-----------------------|--|----------|-----------------------|
| Literal question | | Which oblasts of Kyrgyzstan did you go to for work or trade? | | |
| Security | | Public | | |
| Value | Label | Cases | Weighted | Percentage (weighted) |
| 3 | Issyk-kul' province | 1 | 1.877 | 8.9% |
| 4 | Naryn province | 5 | 6.685 | 31.8% |
| 5 | Talas province | 3 | 2.33 | 11.1% |
| 6 | Oshskaya province | 2 | 3.258 | 15.5% |
| 7 | Dzhalal-Abad province | 7 | 6.887 | 32.7% |
| Sysmiss | | 1482 | 1478.963 | |

#290 q60_4: (Q60, 4th). Which oblasts of Kyrgyzstan did you go to for work or trade?

| | | | | |
|--------------------|--|--|--|--|
| Information | | [type=discrete] [format=numeric] [valid=5] [valid(weighted)=7.393] [range=4-8] | | |
|--------------------|--|--|--|--|

File database_kyr (cont.)

#290 q60_4: (Q60, 4th). Which oblasts of Kyrgyzstan did you go to for work or trade? (cont.)

| Literal question | | Which oblasts of Kyrgyzstan did you go to for work or trade? | | |
|-------------------------|-----------------------|--|----------|-----------------------|
| Security | | Public | | |
| Value | Label | Cases | Weighted | Percentage (weighted) |
| 4 | Naryn province | 1 | 1.877 | 25.4% |
| 6 | Oshskaya province | 1 | 1.579 | 21.4% |
| 7 | Dzhalal-Abad province | 2 | 3.258 | 44.1% |
| 8 | Batken province | 1 | 0.679 | 9.2% |
| Sysmiss | | 1495 | 1492.607 | |

#291 q60_5: (Q60, 5th). Which oblasts of Kyrgyzstan did you go to for work or trade?

| Information | | [type=discrete] [format=numeric] [valid=1] [valid(weighted)=1.877] [range=5-5] | | |
|-------------------------|----------------|--|----------|-----------------------|
| Literal question | | Which oblasts of Kyrgyzstan did you go to for work or trade? | | |
| Security | | Public | | |
| Value | Label | Cases | Weighted | Percentage (weighted) |
| 5 | Talas province | 1 | 1.877 | 100.0% |
| Sysmiss | | 1499 | 1498.123 | |

#292 q60_6: (Q60, 6th). Which oblasts of Kyrgyzstan did you go to for work or trade?

| Information | | [type=discrete] [format=numeric] [valid=1] [valid(weighted)=1.877] [range=7-7] | | |
|-------------------------|-----------------------|--|----------|-----------------------|
| Literal question | | Which oblasts of Kyrgyzstan did you go to for work or trade? | | |
| Security | | Public | | |
| Value | Label | Cases | Weighted | Percentage (weighted) |
| 7 | Dzhalal-Abad province | 1 | 1.877 | 100.0% |
| Sysmiss | | 1499 | 1498.123 | |

#293 q60_7: (Q60, 7th). Which oblasts of Kyrgyzstan did you go to for work or trade?

| Information | | [type=discrete] [format=numeric] [valid=1] [valid(weighted)=1.877] [range=8-8] | | |
|-------------------------|-----------------|--|----------|-----------------------|
| Literal question | | Which oblasts of Kyrgyzstan did you go to for work or trade? | | |
| Security | | Public | | |
| Value | Label | Cases | Weighted | Percentage (weighted) |
| 8 | Batken province | 1 | 1.877 | 100.0% |
| Sysmiss | | 1499 | 1498.123 | |

#294 q61: (Q61). Did you go to a city or village for work or trade?

| | | | | |
|-------------------------|--|--|--|--|
| Information | | [type=discrete] [format=numeric] [valid=279] [valid(weighted)=287.816] [range=1-9] | | |
| Literal question | | Did you go to a city or village for work or trade? | | |
| Security | | Public | | |

File database_kyr (cont.)

#294 q61: (Q61). Did you go to a city or village for work or trade? (cont.)

| Value | Label | Cases | Weighted | Percentage (weighted) |
|---------|-----------------------|-------|----------|-----------------------|
| 1 | City | 141 | 151.884 | 52.8% |
| 2 | Village | 21 | 19.916 | 6.9% |
| 3 | Both city and village | 104 | 102.816 | 35.7% |
| 9 | DK/NR | 13 | 13.2 | 4.6% |
| Sysmiss | | 1221 | 1212.184 | |

#295 q62p: (Q62 Primary). In which sphere of business you were mainly engaged in the place

| Information | [type=discrete] [format=numeric] [valid=279] [valid(weighted)=287.816] [range=1-99] | | | |
|-------------------------|--|-------|----------|-----------------------|
| Literal question | In which sphere of business you were mainly engaged in the place where you went for work or trade? | | | |
| Security | Public | | | |
| Value | Label | Cases | Weighted | Percentage (weighted) |
| 1 | Agricultural sector | 34 | 35.04 | 12.2% |
| 2 | Construction or maintenance of houses | 60 | 69.526 | 24.2% |
| 3 | Trade | 150 | 146.792 | 51.0% |
| 4 | Services | 9 | 9.141 | 3.2% |
| 5 | Industry | 5 | 3.439 | 1.2% |
| 6 | Consulting, science, culture | 7 | 9.224 | 3.2% |
| 9 | To visit relatives | 1 | 0.628 | 0.2% |
| 12 | Worker | 3 | 5.217 | 1.8% |
| 13 | Came with a visit | 1 | 0.646 | 0.2% |
| 14 | Looked for a job | 2 | 2.455 | 0.9% |
| 16 | Shopping | 1 | 1.6 | 0.6% |
| 17 | Worked as a taxi driver, a bus driver | 1 | 0.8 | 0.3% |
| 99 | Do not know | 5 | 3.307 | 1.1% |
| Sysmiss | | 1221 | 1212.184 | |

#296 q62: (Q62 Secondary). In which sphere of business you were mainly engaged in the plac

| Information | [type=discrete] [format=numeric] [valid=279] [valid(weighted)=287.816] [range=1-99] | | | |
|-------------------------|--|-------|----------|-----------------------|
| Literal question | In which sphere of business you were mainly engaged in the place where you went for work or trade? | | | |
| Security | Public | | | |
| Value | Label | Cases | Weighted | Percentage (weighted) |
| 1 | Trade and services | 160 | 156.733 | 54.5% |
| 2 | Construction, maintenance of houses, industry | 68 | 78.182 | 27.2% |
| 3 | Farming | 34 | 35.04 | 12.2% |
| 4 | Other | 12 | 14.554 | 5.1% |
| 99 | DO NOT KNOW | 5 | 3.307 | 1.1% |
| Sysmiss | | 1221 | 1212.184 | |

File database_kyr (cont.)

#297 q63p: (Q63 Primary). What goods did you primarily trade or trade?

| Information | [type=discrete] [format=numeric] [valid=150] [valid(weighted)=146.792] [range=1-99] | | | |
|------------------|---|-------|----------|-----------------------|
| Literal question | What goods did you primarily trade or trade? | | | |
| Security | Public | | | |
| Value | Label | Cases | Weighted | Percentage (weighted) |
| 1 | Farming products | 36 | 39.212 | 26.7% |
| 2 | Foodstuff | 43 | 40.392 | 27.5% |
| 3 | Domestic industrial goods (made in the country of trade) | 17 | 16.955 | 11.6% |
| 4 | Imported industrial goods | 30 | 26.043 | 17.7% |
| 5 | Benzene, diesel fuel, coal | 10 | 9.228 | 6.3% |
| 6 | Industrial goods | 1 | 1.002 | 0.7% |
| 7 | Clothes ware | 7 | 7.79 | 5.3% |
| 8 | Detergents | 1 | 1.905 | 1.3% |
| 9 | Live stock | 1 | 0.685 | 0.5% |
| 10 | Footwear | 1 | 0.835 | 0.6% |
| 11 | Cars | 1 | 0.668 | 0.5% |
| 99 | DO NOT KNOW/NO RESPONSE | 2 | 2.077 | 1.4% |
| Sysmiss | | 1350 | 1353.208 | |

#298 q63: (Q63 Secondary). What goods did you primarily trade or trade?

| Information | [type=discrete] [format=numeric] [valid=150] [valid(weighted)=146.792] [range=1-99] | | | |
|------------------|---|-------|----------|-----------------------|
| Literal question | What goods did you primarily trade or trade? | | | |
| Security | Public | | | |
| Value | Label | Cases | Weighted | Percentage (weighted) |
| 1 | Farming products | 37 | 39.897 | 27.2% |
| 2 | Foodstuff | 43 | 40.392 | 27.5% |
| 3 | Domestic industrial goods (made in the country of trade) | 17 | 16.955 | 11.6% |
| 4 | Imported industrial goods | 31 | 26.71 | 18.2% |
| 5 | Other | 20 | 20.76 | 14.1% |
| 99 | DK/NR | 2 | 2.077 | 1.4% |
| Sysmiss | | 1350 | 1353.208 | |

#299 q64p_1: (Q64 Primary, 1st). What exactly did you do during your trips for work or trade?

| Information | [type=discrete] [format=numeric] [valid=129] [valid(weighted)=141.025] [range=1-99] | | | |
|------------------|---|-------|----------|-----------------------|
| Literal question | What exactly did you do during your trips for work or trade? | | | |
| Security | Public | | | |
| Value | Label | Cases | Weighted | Percentage (weighted) |
| 1 | Carried freight as a driver | 8 | 7.134 | 5.1% |
| 3 | Repaired private houses (whitening, painting etc) | 9 | 9.261 | 6.6% |

File database_kyr (cont.)

#299 q64p_1: (Q64 Primary, 1st). What exactly did you do during your trips for work or trade? (cont.)

| Value (cont.) | Label | Cases | Weighted | Percentage (weighted) |
|---------------|------------------------------------|-------|----------|-----------------------|
| 4 | Worker at construction sites | 19 | 21.122 | 15.0% |
| 5 | Built houses, premises | 26 | 32.591 | 23.1% |
| 10 | Cars maintenance | 1 | 1.506 | 1.1% |
| 12 | Plasterer | 1 | 1.269 | 0.9% |
| 14 | Cleaned roads, streets | 1 | 2.455 | 1.7% |
| 21 | Visited relatives | 1 | 0.628 | 0.4% |
| 23 | Odd jobs | 4 | 4.269 | 3.0% |
| 24 | Apartments maintenance worker | 1 | 1.335 | 0.9% |
| 26 | Farming works | 12 | 13.963 | 9.9% |
| 27 | Teacher | 1 | 1.019 | 0.7% |
| 29 | Trimming works | 1 | 1.121 | 0.8% |
| 30 | Worked at a plant | 3 | 2.625 | 1.9% |
| 32 | Worked in a firm | 1 | 0.804 | 0.6% |
| 33 | Trade | 1 | 0.835 | 0.6% |
| 34 | Defended a thesis | 1 | 1.877 | 1.3% |
| 35 | Weeded land for tobacco | 2 | 1.842 | 1.3% |
| 37 | At weddings | 1 | 0.646 | 0.5% |
| 38 | As a guest | 1 | 0.646 | 0.5% |
| 39 | Worked in farming, grew vegetables | 4 | 4.139 | 2.9% |
| 40 | Conducted trainings | 2 | 2.56 | 1.8% |
| 41 | Food stuff supplier | 1 | 0.762 | 0.5% |
| 42 | In job search | 2 | 2.455 | 1.7% |
| 43 | Cook in a cafe | 1 | 0.577 | 0.4% |
| 45 | Harvest gathering | 2 | 1.696 | 1.2% |
| 47 | Shop assistant | 1 | 0.841 | 0.6% |
| 49 | TV Satellites installation | 1 | 1.519 | 1.1% |
| 50 | Tailor | 1 | 0.791 | 0.6% |
| 51 | Imported goods/shuttle | 1 | 1.6 | 1.1% |
| 52 | Tractor driver | 1 | 0.903 | 0.6% |
| 53 | Plastic windows installation | 1 | 0.948 | 0.7% |
| 54 | In a canteen | 1 | 1.312 | 0.9% |
| 55 | Cattle-breeding | 2 | 2.674 | 1.9% |
| 56 | Tailor | 1 | 0.409 | 0.3% |
| 58 | Driver, taxi driver | 1 | 0.8 | 0.6% |
| 99 | No response | 11 | 10.09 | 7.2% |
| Sysmiss | | 1371 | 1358.975 | |

#300 q64p_2: (Q64 Primary, 2nd). What exactly did you do during your trips for work or trade?

| | |
|------------------|--|
| Information | [type=discrete] [format=numeric] [valid=2] [valid(weighted)=2.029] [range=46-57] |
| Literal question | What exactly did you do during your trips for work or trade? |
| Security | Public |

File database_kyr (cont.)

#300 q64p_2: (Q64 Primary, 2nd). What exactly did you do during your trips for work or trade? (cont.)

| Value | Label | Cases | Weighted | Percentage (weighted) |
|---------|------------------|-------|----------|-----------------------|
| 46 | Planted potatoes | 1 | 1.01 | 49.8% |
| 57 | Guard | 1 | 1.019 | 50.2% |
| Sysmiss | | 1498 | 1497.971 | |

#301 q64_1: (Q64 Secondary, 1st). What exactly did you do during your trips for work or trad

| Information | [type=discrete] [format=numeric] [valid=129] [valid(weighted)=141.025] [range=1-99] | | | |
|-------------------------|---|-------|----------|-----------------------|
| Literal question | What exactly did you do during your trips for work or trade? | | | |
| Security | Public | | | |
| Value | Label | Cases | Weighted | Percentage (weighted) |
| 1 | Qualified blue collar (workers) | 106 | 117.936 | 83.6% |
| 2 | White collar works (employee, businessman, specialist) | 7 | 8.623 | 6.1% |
| 3 | Other | 5 | 4.376 | 3.1% |
| 99 | NO RESPONSE | 11 | 10.09 | 7.2% |
| Sysmiss | | 1371 | 1358.975 | |

#302 q64_2: (Q64 Secondary, 2nd). What exactly did you do during your trips for work or trad

| Information | [type=discrete] [format=numeric] [valid=1] [valid(weighted)=1.019] [range=1-1] | | | |
|-------------------------|--|-------|----------|-----------------------|
| Literal question | What exactly did you do during your trips for work or trade? | | | |
| Security | Public | | | |
| Value | Label | Cases | Weighted | Percentage (weighted) |
| 1 | Qualified blue collar (workers) | 1 | 1.019 | 100.0% |
| Sysmiss | | 1499 | 1498.981 | |

#303 q65p: (Q65 Primary). How often do you go to work or trade outside your village/city?

| Information | [type=discrete] [format=numeric] [valid=279] [valid(weighted)=287.816] [range=1-99] | | | |
|-------------------------|---|-------|----------|-----------------------|
| Literal question | How often do you go to work or trade outside your village/city? | | | |
| Security | Public | | | |
| Value | Label | Cases | Weighted | Percentage (weighted) |
| 1 | Daily | 18 | 17.218 | 6.0% |
| 2 | 3-4 times a week | 24 | 26.376 | 9.2% |
| 3 | 3-4 times per month | 43 | 41.588 | 14.4% |
| 4 | 3-4 times a year | 93 | 88.014 | 30.6% |
| 5 | Once a year | 64 | 75.471 | 26.2% |
| 6 | Twice a year | 10 | 11.224 | 3.9% |
| 8 | Once (only once) | 3 | 2.501 | 0.9% |
| 9 | Once per 2 years | 2 | 1.433 | 0.5% |
| 16 | It depends: both frequently and seldom | 2 | 1.955 | 0.7% |

File database_kyr (cont.)

#303 q65p: (Q65 Primary). How often do you go to work or trade outside your village/city? (cont.)

| Value (cont.) | Label | Cases | Weighted | Percentage (weighted) |
|---------------|-------------------------|-------|----------|-----------------------|
| 17 | Once in 3 years | 1 | 1.435 | 0.5% |
| 18 | 6-7 times per year | 1 | 1.017 | 0.4% |
| 99 | DO NOT KNOW/NO RESPONSE | 18 | 19.585 | 6.8% |
| Sysmiss | | 1221 | 1212.184 | |

#304 q65: (Q65 Secondary). How often do you go to work or trade outside your village/city?

| Information | [type=discrete] [format=numeric] [valid=279] [valid(weighted)=287.816] [range=1-99] | | | |
|------------------|---|-------|----------|-----------------------|
| Literal question | How often do you go to work or trade outside your village/city? | | | |
| Security | Public | | | |
| Value | Label | Cases | Weighted | Percentage (weighted) |
| 1 | Daily or several times a week | 42 | 43.593 | 15.1% |
| 2 | 3-4 times per month | 43 | 41.588 | 14.4% |
| 3 | Several times per year | 106 | 102.209 | 35.5% |
| 4 | Once per year and less | 70 | 80.84 | 28.1% |
| 99 | DO NOT KNOW/NO RESPONSE | 18 | 19.585 | 6.8% |
| Sysmiss | | 1221 | 1212.184 | |

#305 q66p: (Q66 Primary). How long do you usually remain away for work or trade?

| Information | [type=discrete] [format=numeric] [valid=279] [valid(weighted)=287.816] [range=1-99] | | | |
|------------------|---|-------|----------|-----------------------|
| Literal question | How long do you usually remain away for work or trade? | | | |
| Security | Public | | | |
| Value | Label | Cases | Weighted | Percentage (weighted) |
| 1 | I am coming back every day | 56 | 52.614 | 18.3% |
| 2 | 2-3 days | 59 | 61.345 | 21.3% |
| 3 | 2-3 weeks | 33 | 33.358 | 11.6% |
| 4 | 2-3 months | 51 | 48.28 | 16.8% |
| 6 | 1year | 22 | 23.532 | 8.2% |
| 7 | In depends on conditions | 2 | 2.149 | 0.7% |
| 8 | 6 months | 7 | 8.096 | 2.8% |
| 9 | 5 months | 1 | 1.476 | 0.5% |
| 10 | 8 months | 6 | 6.949 | 2.4% |
| 11 | 1 weeks | 1 | 1.6 | 0.6% |
| 13 | 4-5 months | 3 | 1.912 | 0.7% |
| 15 | 4-6 months | 1 | 1.121 | 0.4% |
| 16 | 4 months | 4 | 4.862 | 1.7% |
| 17 | 10 months | 8 | 10.993 | 3.8% |
| 18 | 5-6 months | 7 | 6.53 | 2.3% |
| 19 | 2 years | 3 | 4.805 | 1.7% |
| 20 | 1-2 years | 1 | 1.335 | 0.5% |
| 21 | 7-8 months | 4 | 4.244 | 1.5% |

File database_kyr (cont.)

#305 q66p: (Q66 Primary). How long do you usually remain away for work or trade? (cont.)

| Value (cont.) | Label | Cases | Weighted | Percentage (weighted) |
|---------------|-------------------------|-------|----------|-----------------------|
| 22 | Less than a year | 1 | 1.133 | 0.4% |
| 23 | 1-2 months | 1 | 1.002 | 0.3% |
| 99 | DO NOT KNOW/NO RESPONSE | 8 | 10.482 | 3.6% |
| Sysmiss | | 1221 | 1212.184 | |

#306 q66: (Q66 Secondary). How long do you usually remain away for work or trade?

| Information | [type=discrete] [format=numeric] [valid=279] [valid(weighted)=287.816] [range=1-99] | | | |
|-------------------------|---|-------|----------|-----------------------|
| Literal question | How long do you usually remain away for work or trade? | | | |
| Security | Public | | | |
| Value | Label | Cases | Weighted | Percentage (weighted) |
| 1 | I am coming back every day | 56 | 52.614 | 18.3% |
| 2 | Stay for several days | 60 | 62.945 | 21.9% |
| 3 | 2-3 weeks | 33 | 33.358 | 11.6% |
| 4 | Stay for several months and more | 122 | 128.418 | 44.6% |
| 99 | DO NOT KNOW/NO RESPONSE | 8 | 10.482 | 3.6% |
| Sysmiss | | 1221 | 1212.184 | |

#307 q67: (Q67). How many trips for work or trade did you make during 2004?

| Information | [type=discrete] [format=numeric] [valid=221] [valid(weighted)=222.732] [range=1-999] | | | |
|-------------------------|--|-------|----------|-----------------------|
| Literal question | How many trips for work or trade did you make during 2004? | | | |
| Security | Public | | | |
| Value | Label | Cases | Weighted | Percentage (weighted) |
| 1 | | 75 | 84.398 | 37.9% |
| 2 | | 46 | 46.941 | 21.1% |
| 3 | | 30 | 27.767 | 12.5% |
| 4 | | 13 | 11.896 | 5.3% |
| 5 | | 4 | 4.066 | 1.8% |
| 6 | | 4 | 3.995 | 1.8% |
| 8 | | 2 | 1.328 | 0.6% |
| 10 | | 7 | 6.655 | 3.0% |
| 12 | | 1 | 1.836 | 0.8% |
| 15 | | 1 | 0.678 | 0.3% |
| 20 | | 3 | 2.974 | 1.3% |
| 24 | | 1 | 0.533 | 0.2% |
| 26 | | 2 | 1.857 | 0.8% |
| 30 | | 6 | 5.867 | 2.6% |
| 31 | | 1 | 0.577 | 0.3% |
| 35 | | 1 | 1.028 | 0.5% |
| 36 | | 2 | 1.858 | 0.8% |
| 40 | | 6 | 3.782 | 1.7% |

File database_kyr (cont.)

#307 q67: (Q67). How many trips for work or trade did you make during 2004? (cont.)

| Value (cont.) | Label | Cases | Weighted | Percentage (weighted) |
|---------------|-------|-------|----------|-----------------------|
| 51 | | 1 | 1.6 | 0.7% |
| 60 | | 1 | 0.646 | 0.3% |
| 70 | | 2 | 1.223 | 0.5% |
| 77 | | 1 | 0.749 | 0.3% |
| 80 | | 1 | 1.748 | 0.8% |
| 99 | | 1 | 1.519 | 0.7% |
| 100 | | 4 | 3.367 | 1.5% |
| 120 | | 1 | 1.067 | 0.5% |
| 150 | | 1 | 0.8 | 0.4% |
| 200 | | 1 | 0.533 | 0.2% |
| 270 | | 1 | 0.641 | 0.3% |
| 300 | | 1 | 0.8 | 0.4% |
| 999 | DK/NR | 0 | 0 | 0.0% |
| Sysmiss | | 1279 | 1277.268 | |

#308 q68: (Q68). What year did you first go to work or trade outside your place of residen

| Information | | [type=discrete] [format=numeric] [valid=246] [valid(weighted)=253.432] [range=1962-9999] | | |
|-------------------------|-------|--|----------|-----------------------|
| Literal question | | What year did you first go to work or trade outside your place of residence? | | |
| Security | | Public | | |
| Value | Label | Cases | Weighted | Percentage (weighted) |
| 1962 | | 1 | 0.678 | 0.3% |
| 1974 | | 1 | 0.961 | 0.4% |
| 1980 | | 1 | 0.628 | 0.2% |
| 1981 | | 1 | 1.877 | 0.7% |
| 1985 | | 2 | 2.14 | 0.8% |
| 1986 | | 1 | 0.679 | 0.3% |
| 1989 | | 1 | 1.6 | 0.6% |
| 1990 | | 2 | 1.9 | 0.7% |
| 1991 | | 3 | 2.916 | 1.2% |
| 1992 | | 4 | 4.121 | 1.6% |
| 1993 | | 2 | 1.333 | 0.5% |
| 1994 | | 4 | 3.943 | 1.6% |
| 1995 | | 10 | 9.806 | 3.9% |
| 1996 | | 4 | 2.732 | 1.1% |
| 1997 | | 16 | 18.812 | 7.4% |
| 1998 | | 21 | 22.889 | 9.0% |
| 1999 | | 20 | 18.328 | 7.2% |
| 2000 | | 43 | 38.875 | 15.3% |
| 2001 | | 31 | 32.092 | 12.7% |
| 2002 | | 33 | 37.059 | 14.6% |
| 2003 | | 29 | 33.458 | 13.2% |
| 2004 | | 16 | 16.603 | 6.6% |

File database_kyr (cont.)

#308 q68: (Q68). What year did you first go to work or trade outside your place of residen (cont.)

| Value (cont.) | Label | Cases | Weighted | Percentage (weighted) |
|---------------|-------|-------|----------|-----------------------|
| 9999 | DK/NR | 0 | 0 | 0.0% |
| Sysmiss | | 1254 | 1246.568 | |

#309 q69p: (Q69 Primary). What did you do before your first leaving for work or trade?

| Information | [type=discrete] [format=numeric] [valid=279] [valid(weighted)=287.816] [range=1-99] | | | |
|------------------|---|-------|----------|-----------------------|
| Literal question | What did you do before your first leaving for work or trade? | | | |
| Security | Public | | | |
| Value | Label | Cases | Weighted | Percentage (weighted) |
| 1 | Independent entrepreneur | 21 | 17.812 | 6.2% |
| 2 | Chief of enterprise, organization | 1 | 2.033 | 0.7% |
| 3 | Farmer/dekhkan | 48 | 55.393 | 19.2% |
| 4 | Specialist/employee with higher education | 14 | 16.168 | 5.6% |
| 5 | Specialist/employee with secondary or secondary vocational e | 23 | 22.563 | 7.8% |
| 6 | Worker, works superintendent, team leader | 41 | 44.244 | 15.4% |
| 7 | Military, Ministry of Interior Affairs | 1 | 0.641 | 0.2% |
| 8 | Student | 30 | 30.194 | 10.5% |
| 9 | Non-working pensioner | 1 | 1.121 | 0.4% |
| 10 | Housewife or I was in maternity leave | 26 | 21.823 | 7.6% |
| 11 | Was unemployed | 66 | 68.526 | 23.8% |
| 18 | Driver | 1 | 0.8 | 0.3% |
| 99 | DO NOT KNOW/NO RESPONSE | 6 | 6.498 | 2.3% |
| Sysmiss | | 1221 | 1212.184 | |

#310 q69: (Q69 Secondary). What did you do before your first leaving for work or trade?

| Information | [type=discrete] [format=numeric] [valid=279] [valid(weighted)=287.816] [range=1-99] | | | |
|------------------|---|-------|----------|-----------------------|
| Literal question | What did you do before your first leaving for work or trade? | | | |
| Security | Public | | | |
| Value | Label | Cases | Weighted | Percentage (weighted) |
| 1 | Qualified blue collar (workers) | 90 | 100.437 | 34.9% |
| 2 | White collar works (employee, businessman, specialist) | 59 | 58.577 | 20.4% |
| 3 | Did not work - the unemployed, student, housewife, military | 124 | 122.305 | 42.5% |
| 99 | DK/NR | 6 | 6.498 | 2.3% |
| Sysmiss | | 1221 | 1212.184 | |

#311 q70: (Q70 Primary). Did you have friends or relatives living there when you first tra

| Information | [type=discrete] [format=numeric] [valid=279] [valid(weighted)=287.816] [range=1-9] | | | |
|-------------|--|--|--|--|
|-------------|--|--|--|--|

File database_kyr (cont.)

#311 q70: (Q70 Primary). Did you have friends or relatives living there when you first tra (cont.)

| Literal question | Did you have friends or relatives living there when you first traveled there? | | | |
|-------------------------|---|-------|----------|-----------------------|
| Security | Public | | | |
| Value | Label | Cases | Weighted | Percentage (weighted) |
| 1 | Yes | 146 | 152.648 | 53.0% |
| 2 | No | 126 | 127.186 | 44.2% |
| 9 | DK/NR | 7 | 7.982 | 2.8% |
| Sysmiss | | 1221 | 1212.184 | |

#312 q71p: (Q70 Secondary). Did you have friends or relatives living there when you first t

| Information | [type=discrete] [format=numeric] [valid=279] [valid(weighted)=287.816] [range=1-99] | | | |
|-------------------------|---|-------|----------|-----------------------|
| Literal question | What is the primary reason you went to work or trade outside your place of residence? | | | |
| Security | Public | | | |
| Value | Label | Cases | Weighted | Percentage (weighted) |
| 1 | There`s no employment in our village/town | 109 | 115.61 | 40.2% |
| 2 | Opportunities are better in other locations | 79 | 82.009 | 28.5% |
| 3 | To earn money for special events (wedding party, etc.) | 62 | 60.372 | 21.0% |
| 5 | To earn money to live/financial shortage | 2 | 2.618 | 0.9% |
| 10 | Business | 1 | 0.8 | 0.3% |
| 13 | To improve living conditions | 2 | 2.241 | 0.8% |
| 14 | To improve life | 3 | 3.362 | 1.2% |
| 15 | At a wedding | 1 | 0.646 | 0.2% |
| 16 | As a guest | 1 | 0.646 | 0.2% |
| 17 | Contract | 1 | 1.143 | 0.4% |
| 18 | My husband rented a cafe in a home of rest so I left with hi | 1 | 0.762 | 0.3% |
| 19 | To earn a return trip | 1 | 1.435 | 0.5% |
| 20 | To make more money | 1 | 1.6 | 0.6% |
| 21 | I was offered to go to Russia for a very good remuneration | 1 | 0.8 | 0.3% |
| 99 | DO NOT KNOW/NO RESPONSE | 14 | 13.771 | 4.8% |
| Sysmiss | | 1221 | 1212.184 | |

#313 q71: (Q71). What is the primary reason you went to work or trade outside your place o

| Information | [type=discrete] [format=numeric] [valid=279] [valid(weighted)=287.816] [range=1-99] | | | |
|-------------------------|---|-------|----------|-----------------------|
| Literal question | What is the primary reason you went to work or trade outside your place of residence? | | | |
| Security | Public | | | |
| Value | Label | Cases | Weighted | Percentage (weighted) |
| 1 | There`s no employment in our village/town | 109 | 115.61 | 40.2% |
| 2 | To earn money | 70 | 69.532 | 24.2% |
| 3 | Opportunities are better in other locations | 84 | 87.612 | 30.4% |

File database_kyr (cont.)

#313 q71: (Q71). What is the primary reason you went to work or trade outside your place o (cont.)

| Value (cont.) | Label | Cases | Weighted | Percentage (weighted) |
|---------------|-------|-------|----------|-----------------------|
| 4 | Other | 2 | 1.292 | 0.4% |
| 99 | DK/NR | 14 | 13.771 | 4.8% |
| Sysmiss | | 1221 | 1212.184 | |

#314 q72: (Q72). How much has the financial situation of household changed in result of yo

| Information | [type=discrete] [format=numeric] [valid=279] [valid(weighted)=287.816] [range=1-9] | | | |
|-------------------------|--|-------|----------|-----------------------|
| Literal question | How much has the financial situation of household changed in result of your working or trading outside of your village/city? | | | |
| Security | Public | | | |
| Value | Label | Cases | Weighted | Percentage (weighted) |
| 1 | Improved considerably | 74 | 77.286 | 26.9% |
| 2 | Improved somewhat | 159 | 165.28 | 57.4% |
| 3 | Has not changed | 36 | 35.672 | 12.4% |
| 4 | Became worse | 1 | 1.355 | 0.5% |
| 5 | Became significantly worse | 1 | 0.84 | 0.3% |
| 9 | DK/NR | 8 | 7.383 | 2.6% |
| Sysmiss | | 1221 | 1212.184 | |

#315 q73: (Q73). What percentage of your total household income in 2004 constitutes income

| Information | [type=discrete] [format=numeric] [valid=218] [valid(weighted)=229.284] [range=2-999] | | | |
|-------------------------|--|-------|----------|-----------------------|
| Literal question | What percentage of your total household income in 2004 constitutes income from your trips for work or trade? | | | |
| Security | Public | | | |
| Value | Label | Cases | Weighted | Percentage (weighted) |
| 2 | | 1 | 1.261 | 0.5% |
| 3 | | 2 | 2.479 | 1.1% |
| 4 | | 2 | 2.479 | 1.1% |
| 6 | | 1 | 0.533 | 0.2% |
| 10 | | 14 | 11.709 | 5.1% |
| 15 | | 2 | 2.06 | 0.9% |
| 18 | | 1 | 0.533 | 0.2% |
| 20 | | 32 | 35.194 | 15.3% |
| 25 | | 7 | 10.448 | 4.6% |
| 30 | | 30 | 26.474 | 11.5% |
| 35 | | 5 | 7.626 | 3.3% |
| 36 | | 1 | 0.556 | 0.2% |
| 39 | | 1 | 0.8 | 0.3% |
| 40 | | 17 | 17.107 | 7.5% |
| 45 | | 1 | 1.143 | 0.5% |
| 50 | | 42 | 44.87 | 19.6% |
| 55 | | 1 | 0.886 | 0.4% |

File database_kyr (cont.)

#315 q73: (Q73). What percentage of your total household income in 2004 constitutes income (cont.)

| Value (cont.) | Label | Cases | Weighted | Percentage (weighted) |
|---------------|-----------|-------|----------|-----------------------|
| 56 | | 1 | 1.203 | 0.5% |
| 60 | | 23 | 25.885 | 11.3% |
| 65 | | 3 | 2.801 | 1.2% |
| 70 | | 17 | 19.239 | 8.4% |
| 75 | | 1 | 1.121 | 0.5% |
| 80 | | 5 | 5.42 | 2.4% |
| 90 | | 1 | 0.577 | 0.3% |
| 98 | | 1 | 1.028 | 0.4% |
| 99 | | 1 | 0.577 | 0.3% |
| 100 | | 5 | 5.274 | 2.3% |
| 997 | 0 percent | 0 | 0 | 0.0% |
| 999 | DK/NR | 0 | 0 | 0.0% |
| Sysmiss | | 1282 | 1270.716 | |

#316 q74p_1: (Q74 Primary, 1st). Name please two major difficulties, that you had when travel

| Information | [type=discrete] [format=numeric] [valid=279] [valid(weighted)=287.816] [range=1-998] | | | |
|-------------------------|---|-------|----------|-----------------------|
| Literal question | Name please two major difficulties, that you had when traveling and staying outside your village or city for work or trade? | | | |
| Security | Public | | | |
| Value | Label | Cases | Weighted | Percentage (weighted) |
| 1 | Problems of goods import as it may be confiscated | 1 | 0.791 | 0.3% |
| 4 | Registration difficulties | 12 | 12.91 | 4.5% |
| 5 | At the customs they confiscate things under the pretext of p | 1 | 0.527 | 0.2% |
| 6 | Problems with customs | 26 | 21.691 | 7.5% |
| 12 | Police harasses and does not permit to work (lawlessness) | 5 | 4.827 | 1.7% |
| 13 | Policemen take bribes | 3 | 2.338 | 0.8% |
| 14 | No place for accommodation | 1 | 0.678 | 0.2% |
| 15 | Passport regime | 1 | 0.969 | 0.3% |
| 17 | A large crowd at the customs | 1 | 0.527 | 0.2% |
| 26 | Visa problems | 4 | 2.89 | 1.0% |
| 27 | Border crossing issue | 21 | 20.734 | 7.2% |
| 28 | Motorway Inspection related issues | 1 | 0.545 | 0.2% |
| 29 | Permanent work unavailable | 1 | 1.444 | 0.5% |
| 30 | Far distances | 3 | 3.072 | 1.1% |
| 31 | High travel fares and expenses | 6 | 5.489 | 1.9% |
| 33 | Hard to be registered in books | 2 | 1.059 | 0.4% |
| 34 | Hard to find a job | 3 | 3.505 | 1.2% |
| 36 | Immigrations staff extort | 3 | 3.086 | 1.1% |
| 37 | Emigrants rights` violation | 1 | 0.801 | 0.3% |
| 38 | Customs staff extort | 5 | 5.334 | 1.9% |

File database_kyr (cont.)

#316 q74p_1: (Q74 Primary, 1st). Name please two major difficulties, that you had when travel (cont.)

| Value (cont.) | Label | Cases | Weighted | Percentage (weighted) |
|---------------|--|-------|----------|-----------------------|
| 39 | Rude (bad) attitude of the immigrations | 10 | 10.924 | 3.8% |
| 42 | Rude attitude | 2 | 3.406 | 1.2% |
| 46 | Shortage of money | 1 | 0.686 | 0.2% |
| 48 | Unavailability of permanent registration | 1 | 0.76 | 0.3% |
| 52 | Abused due to my ethnicity | 1 | 0.533 | 0.2% |
| 55 | Passport registration | 1 | 1.6 | 0.6% |
| 56 | Hard physical labour (no easy job) for women | 2 | 1.853 | 0.6% |
| 57 | Problems in everything: from finding the goods until its rea | 1 | 1.063 | 0.4% |
| 59 | Registration problems | 2 | 1.143 | 0.4% |
| 60 | Long procedures at customs | 2 | 2.903 | 1.0% |
| 65 | High goods prices | 3 | 4.864 | 1.7% |
| 66 | Insufficient transport for transportation | 1 | 0.533 | 0.2% |
| 67 | High benzene price | 1 | 0.646 | 0.2% |
| 70 | Low wage of population | 1 | 1.1 | 0.4% |
| 75 | Expensive travel fare | 4 | 4.722 | 1.6% |
| 76 | I was abused as I am from a village | 1 | 1.7 | 0.6% |
| 78 | Theft | 3 | 2.16 | 0.8% |
| 80 | Difficulties on roads | 1 | 0.502 | 0.2% |
| 82 | Unavailability of an established point of trade | 1 | 0.527 | 0.2% |
| 83 | Preparation of documents for temporarily registration | 8 | 10.366 | 3.6% |
| 84 | Impunity of police | 2 | 2.059 | 0.7% |
| 85 | Expensive visa fees | 2 | 2.475 | 0.9% |
| 86 | Artificial obstacles at a check point | 1 | 0.628 | 0.2% |
| 87 | At the customs | 3 | 3.635 | 1.3% |
| 88 | Registration of documents for exit | 2 | 2.241 | 0.8% |
| 90 | Migrants from other regions are ill treated (humiliated) | 7 | 10.446 | 3.6% |
| 91 | Nationalism | 4 | 3.827 | 1.3% |
| 92 | Customs staff abuse Tajiks at border | 1 | 0.59 | 0.2% |
| 94 | Expensive housing | 2 | 2.452 | 0.9% |
| 96 | Search for an apartment (difficulties) | 3 | 4.311 | 1.5% |
| 97 | Was short of money | 1 | 0.723 | 0.3% |
| 98 | Declaration | 1 | 1.292 | 0.4% |
| 99 | DO NOT KNOW/NO RESPONSE | 47 | 45.101 | 15.7% |
| 100 | Was afraid of local people | 3 | 2.409 | 0.8% |
| 102 | Extortions at border | 1 | 1.143 | 0.4% |
| 103 | Employer did not pay for my job | 1 | 0.921 | 0.3% |
| 105 | People are humiliated | 4 | 5.509 | 1.9% |
| 106 | Kazakhs take for work, they are strict | 3 | 3.978 | 1.4% |
| 108 | Bad weather, rains | 1 | 1.01 | 0.4% |
| 109 | It was hard to work | 2 | 1.632 | 0.6% |
| 111 | Quarreled with relatives | 1 | 0.79 | 0.3% |

File database_kyr (cont.)

#316 q74p_1: (Q74 Primary, 1st). Name please two major difficulties, that you had when travel (cont.)

| Value (cont.) | Label | Cases | Weighted | Percentage (weighted) |
|---------------|--|-------|----------|-----------------------|
| 112 | Disrespect | 1 | 0.533 | 0.2% |
| 113 | Racket | 3 | 4.413 | 1.5% |
| 115 | Transport | 2 | 2.488 | 0.9% |
| 117 | Long term of goods' realization | 1 | 0.8 | 0.3% |
| 119 | Had to come back owing to household | 1 | 1.017 | 0.4% |
| 121 | Unfairness of law and order keeping bodies | 1 | 0.787 | 0.3% |
| 122 | Conflicts with local people | 1 | 1.574 | 0.5% |
| 123 | Multitude of taxes | 1 | 2.099 | 0.7% |
| 124 | Bad attitude of local people | 3 | 3.059 | 1.1% |
| 126 | Very much time to get to Russia and back | 1 | 0.8 | 0.3% |
| 128 | Police checks passports | 1 | 0.8 | 0.3% |
| 130 | To provide for a family | 1 | 0.641 | 0.2% |
| 136 | Unavailability of home-like conditions | 1 | 0.641 | 0.2% |
| 137 | Problem of telephone connection | 1 | 0.762 | 0.3% |
| 997 | No problems | 15 | 18.887 | 6.6% |
| 998 | Answer misses the point | 5 | 6.135 | 2.1% |
| Sysmiss | | 1221 | 1212.184 | |

#317 q74p_2: (Q74 Primary, 2nd). Name please two major difficulties, that you had when travel

| Information | [type=discrete] [format=numeric] [valid=147] [valid(weighted)=147.081] [range=3-134] | | | |
|-------------------------|---|-------|----------|-----------------------|
| Literal question | Name please two major difficulties, that you had when traveling and staying outside your village or city for work or trade? | | | |
| Security | Public | | | |
| Value | Label | Cases | Weighted | Percentage (weighted) |
| 3 | To cross the border from Uzbekistan's side is difficult | 1 | 0.921 | 0.6% |
| 4 | Registration difficulties | 2 | 1.301 | 0.9% |
| 6 | Problems with customs | 16 | 13.073 | 8.9% |
| 9 | The corrupted State Motorway Inspection staff | 2 | 1.645 | 1.1% |
| 12 | Police harasses and does not permit to work (lawlessness) | 5 | 4.606 | 3.1% |
| 13 | Policemen take bribes | 1 | 1.121 | 0.8% |
| 14 | No place for accommodation | 7 | 8.492 | 5.8% |
| 15 | Passport regime | 2 | 1.061 | 0.7% |
| 16 | Police men demand large fines | 1 | 2.455 | 1.7% |
| 17 | A large crowd at the customs | 1 | 0.646 | 0.4% |
| 19 | Problems with the passport, as a visa is to be opened | 1 | 1.6 | 1.1% |
| 20 | Currencies exchange | 2 | 1.562 | 1.1% |
| 21 | Missed the family | 2 | 1.919 | 1.3% |
| 25 | Thieves stole my money | 1 | 0.941 | 0.6% |
| 26 | Visa problems | 2 | 1.694 | 1.2% |

File database_kyr (cont.)

#317 q74p_2: (Q74 Primary, 2nd). Name please two major difficulties, that you had when travel (cont.)

| Value (cont.) | Label | Cases | Weighted | Percentage (weighted) |
|---------------|--|-------|----------|-----------------------|
| 27 | Border crossing issue | 8 | 7.83 | 5.3% |
| 28 | Motorway Inspection related issues | 2 | 1.089 | 0.7% |
| 31 | High travel fares and expenses | 2 | 2.89 | 2.0% |
| 32 | An immigration card | 1 | 1.435 | 1.0% |
| 34 | Hard to find a job | 6 | 4.62 | 3.1% |
| 38 | Customs staff extort | 6 | 7.27 | 4.9% |
| 39 | Rude (bad) attitude of the immigrations | 2 | 1.6 | 1.1% |
| 52 | Abused due to my ethnicity | 4 | 3.629 | 2.5% |
| 59 | Registration problems | 1 | 0.948 | 0.6% |
| 65 | High goods prices | 3 | 3.211 | 2.2% |
| 74 | Roads deteriorating condition | 1 | 0.628 | 0.4% |
| 75 | Expensive travel fare | 3 | 4.634 | 3.2% |
| 78 | Theft | 4 | 4.266 | 2.9% |
| 80 | Difficulties on roads | 1 | 0.762 | 0.5% |
| 83 | Preparation of documents for temporarily registration | 1 | 0.502 | 0.3% |
| 84 | Impunity of police | 10 | 12.747 | 8.7% |
| 87 | At the customs | 1 | 0.628 | 0.4% |
| 89 | Registration at a place of work | 1 | 1.121 | 0.8% |
| 90 | Migrants from other regions are ill treated (humiliated) | 1 | 1.534 | 1.0% |
| 91 | Nationalism | 1 | 0.787 | 0.5% |
| 93 | Municipal services issues | 1 | 0.781 | 0.5% |
| 94 | Expensive housing | 2 | 2.914 | 2.0% |
| 95 | Deceit | 1 | 1.302 | 0.9% |
| 96 | Search for an apartment (difficulties) | 5 | 4.927 | 3.3% |
| 101 | We do not need each time new transit stamps | 1 | 0.577 | 0.4% |
| 103 | Employer did not pay for my job | 1 | 0.55 | 0.4% |
| 104 | Unavailability of good quality food stuffs | 1 | 1.143 | 0.8% |
| 105 | People are humiliated | 3 | 3.057 | 2.1% |
| 107 | Fell ill | 1 | 0.801 | 0.5% |
| 108 | Bad weather, rains | 1 | 1.066 | 0.7% |
| 109 | It was hard to work | 1 | 0.527 | 0.4% |
| 110 | Shortage of tractors and freight vehicles | 1 | 1.01 | 0.7% |
| 112 | Disrespect | 1 | 1.558 | 1.1% |
| 113 | Racket | 4 | 3.857 | 2.6% |
| 114 | Poor condition of roads | 1 | 0.623 | 0.4% |
| 116 | Land tax | 1 | 0.527 | 0.4% |
| 118 | Danger of gangsters | 2 | 2.107 | 1.4% |
| 120 | High taxes | 3 | 3.584 | 2.4% |
| 121 | Unfairness of law and order keeping bodies | 1 | 1.049 | 0.7% |
| 122 | Conflicts with local people | 1 | 1.049 | 0.7% |
| 123 | Multitude of taxes | 1 | 1.049 | 0.7% |
| 124 | Bad attitude of local people | 1 | 0.641 | 0.4% |

File database_kyr (cont.)#317 **q74p_2: (Q74 Primary, 2nd). Name please two major difficulties, that you had when travel** (cont.)

| Value (cont.) | Label | Cases | Weighted | Percentage (weighted) |
|---------------|--|-------|----------|-----------------------|
| 125 | Problem of realization of perishable goods | 1 | 0.641 | 0.4% |
| 127 | It makes one very tired to travel by bus | 1 | 0.8 | 0.5% |
| 129 | Difficulties to organize private business | 1 | 0.641 | 0.4% |
| 130 | To provide for a family | 1 | 1.444 | 1.0% |
| 132 | Disagreement with people | 1 | 0.8 | 0.5% |
| 134 | Police men themselves extort money | 2 | 2.885 | 2.0% |
| Sysmiss | | 1353 | 1352.919 | |

#318 **q74_1: (Q74 Secondary, 1st). Name please two major difficulties, that you had when trav**

| Information | [type=discrete] [format=numeric] [valid=279] [valid(weighted)=287.816] [range=1-99] | | | |
|-------------------------|---|-------|----------|-----------------------|
| Literal question | Name please two major difficulties, that you had when traveling and staying outside your village or city for work or trade? | | | |
| Security | Public | | | |
| Value | Label | Cases | Weighted | Percentage (weighted) |
| 1 | Problems with police, the immigrations and customs at border | 85 | 81.413 | 28.3% |
| 2 | Problems with police at the place of arrival -registration e | 41 | 40.963 | 14.2% |
| 3 | Criminality - racket, cheating in business | 10 | 9.903 | 3.4% |
| 4 | Hard work and business, low revenues and poor living conditi | 31 | 34.768 | 12.1% |
| 5 | Transport and roads | 19 | 18.253 | 6.3% |
| 6 | Humiliation and discrimination | 25 | 31.377 | 10.9% |
| 7 | Other | 1 | 1.017 | 0.4% |
| 97 | No problems | 15 | 18.887 | 6.6% |
| 98 | Answer misses the point | 5 | 6.135 | 2.1% |
| 99 | DO NOT KNOW/NO RESPONSE | 47 | 45.101 | 15.7% |
| Sysmiss | | 1221 | 1212.184 | |

#319 **q74_2: (Q74 Secondary, 2nd). Name please two major difficulties, that you had when trav**

| Information | [type=discrete] [format=numeric] [valid=110] [valid(weighted)=112.526] [range=1-7] | | | |
|-------------------------|---|-------|----------|-----------------------|
| Literal question | Name please two major difficulties, that you had when traveling and staying outside your village or city for work or trade? | | | |
| Security | Public | | | |
| Value | Label | Cases | Weighted | Percentage (weighted) |
| 1 | Problems with police, the immigrations and customs at border | 22 | 21.675 | 19.3% |
| 2 | Problems with police at the place of arrival -registration e | 24 | 25.495 | 22.7% |
| 3 | Criminality - racket, cheating in business | 12 | 12.082 | 10.7% |
| 4 | Hard work and business, low revenues and poor living conditi | 27 | 27.205 | 24.2% |

File database_kyr (cont.)

#319 q74_2: (Q74 Secondary, 2nd). Name please two major difficulties, that you had when trav (cont.)

| Value (cont.) | Label | Cases | Weighted | Percentage (weighted) |
|---------------|--------------------------------|-------|----------|-----------------------|
| 5 | Transport and roads | 9 | 10.548 | 9.4% |
| 6 | Humiliation and discrimination | 15 | 14.618 | 13.0% |
| 7 | Other | 1 | 0.903 | 0.8% |
| Sysmiss | | 1390 | 1387.474 | |

#320 q75p_1: (Q75 Primary, 1st). In your opinion, where does the greatest threat to the secur

| Information | [type=discrete] [format=numeric] [valid=1500] [valid(weighted)=1500] [range=1-99] | | | |
|-------------------------|---|-------|----------|-----------------------|
| Literal question | In your opinion, where does the greatest threat to the security of Kyrgyzstan come from or there is not such threat at all? | | | |
| Security | Public | | | |
| Value | Label | Cases | Weighted | Percentage (weighted) |
| 1 | From any ex-Soviet republic | 60 | 55.076 | 3.7% |
| 2 | From any foreign state | 174 | 162.593 | 10.8% |
| 3 | From any religious organizations | 239 | 241.073 | 16.1% |
| 4 | From racketeers (organized crime) | 378 | 392.244 | 26.1% |
| 7 | Terrorists | 8 | 8.221 | 0.5% |
| 8 | Drugs addicts | 1 | 0.324 | 0.0% |
| 17 | Wahhabists | 5 | 6.339 | 0.4% |
| 18 | Internal danger | 1 | 1.552 | 0.1% |
| 19 | From Government | 1 | 1.897 | 0.1% |
| 21 | Chinese | 1 | 0.649 | 0.0% |
| 98 | There's no particular danger | 483 | 481.07 | 32.1% |
| 99 | DO NOT KNOW/NO RESPONSE | 149 | 148.963 | 9.9% |

#321 q75p_2: (Q75 Primary, 2nd). In your opinion, where does the greatest threat to the secur

| Information | [type=discrete] [format=numeric] [valid=202] [valid(weighted)=189.835] [range=2-20] | | | |
|-------------------------|---|-------|----------|-----------------------|
| Literal question | In your opinion, where does the greatest threat to the security of Kyrgyzstan come from or there is not such threat at all? | | | |
| Security | Public | | | |
| Value | Label | Cases | Weighted | Percentage (weighted) |
| 2 | From any foreign state | 15 | 11.761 | 6.2% |
| 3 | From any religious organizations | 83 | 80.704 | 42.5% |
| 4 | From racketeers (organized crime) | 103 | 95.818 | 50.5% |
| 20 | Women suicides | 1 | 1.552 | 0.8% |
| Sysmiss | | 1298 | 1310.165 | |

#322 q75_1: (Q75 Secondary, 1st). In your opinion, where does the greatest threat to the sec

| | | | | |
|-------------------------|---|--|--|--|
| Information | [type=discrete] [format=numeric] [valid=1500] [valid(weighted)=1500] [range=1-99] | | | |
| Literal question | In your opinion, where does the greatest threat to the security of Kyrgyzstan come from or there is not such threat | | | |

File database_kyr (cont.)**#322 q75_1: (Q75 Secondary, 1st). In your opinion, where does the greatest threat to the sec** (cont.)

| | at all? | | | |
|-----------------|--|-------|----------|-----------------------|
| Security | Public | | | |
| Value | Label | Cases | Weighted | Percentage (weighted) |
| 1 | Organized crime | 447 | 455.866 | 30.4% |
| 2 | Religious organizations(without specifying, but it means Isl | 244 | 247.412 | 16.5% |
| 3 | Other state (not from CIS) | 175 | 163.241 | 10.9% |
| 5 | Other | 2 | 3.448 | 0.2% |
| 98 | There`s no particular danger | 483 | 481.07 | 32.1% |
| 99 | DO NOT KNOW/NO RESPONSE | 149 | 148.963 | 9.9% |

#323 q75_2: (Q75 Secondary, 2nd). In your opinion, where does the greatest threat to the sec

| Information | [type=discrete] [format=numeric] [valid=196] [valid(weighted)=182.666] [range=1-3] | | | |
|-------------------------|---|-------|----------|-----------------------|
| Literal question | In your opinion, where does the greatest threat to the security of Kyrgyzstan come from or there is not such threat at all? | | | |
| Security | Public | | | |
| Value | Label | Cases | Weighted | Percentage (weighted) |
| 1 | Organized crime | 98 | 90.201 | 49.4% |
| 2 | Religious organizations(without specifying, but it means Isl | 83 | 80.704 | 44.2% |
| 3 | Other state (not from CIS) | 15 | 11.761 | 6.4% |
| Sysmiss | | 1304 | 1317.334 | |

#324 q76p_1: (Q76 Primary, 1st). Which one (republic, country, organization) poses the bigges

| Information | [type=discrete] [format=numeric] [valid=473] [valid(weighted)=458.742] [range=1-999] | | | |
|-------------------------|--|-------|----------|-----------------------|
| Literal question | Which one (republic, country, organization) poses the biggest threat? | | | |
| Security | Public | | | |
| Value | Label | Cases | Weighted | Percentage (weighted) |
| 1 | Terrorists (organizations) | 55 | 58.601 | 12.8% |
| 2 | Tajikistan | 18 | 14.466 | 3.2% |
| 3 | Wahhabists (groups) | 22 | 25.074 | 5.5% |
| 4 | Afghanistan | 20 | 19.276 | 4.2% |
| 5 | Hizb-ut-Tahrir | 28 | 28.648 | 6.2% |
| 8 | Afghan terrorists | 1 | 1.485 | 0.3% |
| 10 | Extremist organizations | 6 | 8.066 | 1.8% |
| 15 | Iraq | 12 | 12.254 | 2.7% |
| 16 | Arabian country ("Arabiston") | 1 | 1.185 | 0.3% |
| 22 | Religious terrorists | 2 | 2.359 | 0.5% |
| 25 | Ben Laden | 1 | 0.776 | 0.2% |
| 26 | A religious group in order to drive away the unfaithful from | 1 | 0.646 | 0.1% |
| 31 | USA | 32 | 28.502 | 6.2% |

File database_kyr (cont.)

#324 q76p_1: (Q76 Primary, 1st). Which one (republic, country, organization) poses the biggest (cont.)

| Value (cont.) | Label | Cases | Weighted | Percentage (weighted) |
|---------------|--|-------|----------|-----------------------|
| 32 | Terrorists from Tajikistan | 2 | 1.738 | 0.4% |
| 33 | Religious extremists | 4 | 3.104 | 0.7% |
| 35 | Al-Qaeda | 8 | 7.19 | 1.6% |
| 36 | Iran | 3 | 2.054 | 0.4% |
| 39 | International terrorism | 2 | 1.348 | 0.3% |
| 40 | Various religious trends | 7 | 7.273 | 1.6% |
| 41 | The organized crime | 1 | 1.292 | 0.3% |
| 47 | Terrorists from Iraq | 3 | 2.825 | 0.6% |
| 48 | Uzbekistan`s wahhabists | 1 | 0.534 | 0.1% |
| 49 | Talibans | 1 | 0.999 | 0.2% |
| 50 | Religious extremists from Uzbekistan | 1 | 1.806 | 0.4% |
| 55 | Our people (unemployed) | 1 | 1.133 | 0.2% |
| 57 | Jews | 1 | 0.66 | 0.1% |
| 59 | Kazakhstan | 1 | 0.685 | 0.1% |
| 60 | China | 50 | 46.393 | 10.1% |
| 61 | Chechnya | 1 | 1.143 | 0.2% |
| 63 | From Muslim countries | 4 | 4.988 | 1.1% |
| 69 | Uzbekistan | 34 | 31.786 | 6.9% |
| 71 | Religious fanatics | 4 | 5.391 | 1.2% |
| 75 | Religious organizations try to build an Islamic state, but i | 1 | 1.335 | 0.3% |
| 82 | Terroristic religious organizations | 1 | 0.747 | 0.2% |
| 83 | Tajiks | 1 | 1.476 | 0.3% |
| 84 | Islamic extremists | 4 | 4.074 | 0.9% |
| 85 | With Tajikistan owing to drugs business | 1 | 0.66 | 0.1% |
| 86 | Threat from China due to lands division | 1 | 0.527 | 0.1% |
| 87 | With Uzbekistan owing to lands division | 2 | 1.649 | 0.4% |
| 88 | With Uzbekistan due to the border (quarrels due to borders) | 4 | 3.958 | 0.9% |
| 89 | Religious organizations | 5 | 4.988 | 1.1% |
| 90 | Religious extremist terrorists from Chechnya | 2 | 2.667 | 0.6% |
| 91 | Religious extremists and terrorists from Afghanistan | 1 | 0.686 | 0.1% |
| 92 | Chinese refugees get registered in Bishkek | 2 | 1.615 | 0.4% |
| 93 | Religious_terrorists_suicides | 1 | 0.762 | 0.2% |
| 95 | Underground, antigovernmental organizations | 1 | 1.077 | 0.2% |
| 96 | Christians which forgot their religion | 4 | 4.962 | 1.1% |
| 97 | Baptists | 1 | 0.534 | 0.1% |
| 100 | Mojahedins | 2 | 2.606 | 0.6% |
| 102 | Leaflets` disseminators | 1 | 1.066 | 0.2% |
| 103 | Shamil Basayev and his terrorists-suicides | 1 | 1.552 | 0.3% |
| 104 | Uyghurs invaded the market | 2 | 2.11 | 0.5% |
| 105 | Uzbekistan`s extremists | 1 | 1.055 | 0.2% |
| 106 | Religious groups | 1 | 0.791 | 0.2% |

File database_kyr (cont.)

#324 q76p_1: (Q76 Primary, 1st). Which one (republic, country, organization) poses the biggest (cont.)

| Value (cont.) | Label | Cases | Weighted | Percentage (weighted) |
|---------------|---|-------|----------|-----------------------|
| 107 | Canada | 1 | 0.379 | 0.1% |
| 108 | Uzbekistan`s terrorists | 4 | 4.816 | 1.0% |
| 109 | Tajikistan`s wahhabists | 1 | 0.674 | 0.1% |
| 110 | Foreign terrorists | 1 | 2.022 | 0.4% |
| 112 | IMU - Islamic movement of Uzbekistan | 1 | 0.745 | 0.2% |
| 113 | Countries where one religion is permitted | 2 | 2.59 | 0.6% |
| 114 | Religious sects | 8 | 6.454 | 1.4% |
| 117 | Bordering eastern countries | 1 | 0.384 | 0.1% |
| 997 | Answer is beside the point | 13 | 11.506 | 2.5% |
| 998 | No response | 51 | 46.798 | 10.2% |
| 999 | Do not know | 22 | 17.796 | 3.9% |
| Sysmiss | | 1027 | 1041.258 | |

#325 q76p_2: (Q76 Primary, 2nd). Which one (republic, country, organization) poses the biggest

| Information | [type=discrete] [format=numeric] [valid=99] [valid(weighted)=89.466] [range=1-114] | | | |
|------------------|--|-------|----------|-----------------------|
| Literal question | Which one (republic, country, organization) poses the biggest threat? | | | |
| Security | Public | | | |
| Value | Label | Cases | Weighted | Percentage (weighted) |
| 1 | Terrorists (organizations) | 5 | 6.379 | 7.1% |
| 2 | Tajikistan | 6 | 7.188 | 8.0% |
| 3 | Wahhabists (groups) | 3 | 2.608 | 2.9% |
| 4 | Afghanistan | 9 | 8.184 | 9.1% |
| 5 | Hizb-ut-Tahrir | 3 | 3.519 | 3.9% |
| 10 | Extremist organizations | 1 | 0.66 | 0.7% |
| 15 | Iraq | 4 | 3.39 | 3.8% |
| 21 | Pakistan | 2 | 0.779 | 0.9% |
| 25 | Ben Laden | 1 | 0.76 | 0.8% |
| 30 | Bad people from Arabian states | 1 | 0.533 | 0.6% |
| 31 | USA | 12 | 8.624 | 9.6% |
| 32 | Terrorists from Tajikistan | 1 | 0.534 | 0.6% |
| 35 | Al-Qaeda | 6 | 6.209 | 6.9% |
| 36 | Iran | 2 | 2.718 | 3.0% |
| 38 | Drugs sellers rise scandals to sell drugs under this cover | 1 | 0.745 | 0.8% |
| 40 | Various religious trends | 1 | 1.649 | 1.8% |
| 60 | China | 7 | 3.889 | 4.3% |
| 61 | Chechnya | 4 | 2.634 | 2.9% |
| 69 | Uzbekistan | 13 | 12.354 | 13.8% |
| 71 | Religious fanatics | 1 | 0.762 | 0.9% |
| 82 | Terroristic religious organizations | 1 | 0.66 | 0.7% |
| 84 | Islamic extremists | 3 | 1.854 | 2.1% |
| 86 | Threat from China due to lands division | 1 | 0.66 | 0.7% |

File database_kyr (cont.)

#325 q76p_2: (Q76 Primary, 2nd). Which one (republic, country, organization) poses the bigges (cont.)

| Value (cont.) | Label | Cases | Weighted | Percentage (weighted) |
|---------------|--|-------|----------|-----------------------|
| 89 | Religious organizations | 1 | 1.358 | 1.5% |
| 91 | Religious extremists and terrorists from Afghanistan | 2 | 2.667 | 3.0% |
| 94 | Criminal groups | 2 | 1.879 | 2.1% |
| 97 | Baptists | 1 | 0.961 | 1.1% |
| 100 | Mojahedins | 1 | 1.01 | 1.1% |
| 101 | Israel | 1 | 0.8 | 0.9% |
| 107 | Canada | 1 | 0.776 | 0.9% |
| 111 | Gangs | 1 | 0.745 | 0.8% |
| 114 | Religious sects | 1 | 1.979 | 2.2% |
| Sysmiss | | 1401 | 1410.534 | |

#326 q76_1: (Q76 Secondary, 1st). Which one (republic, country, organization) poses the bigg

| Information | [type=discrete] [format=numeric] [valid=473] [valid(weighted)=458.742] [range=1-99] | | | |
|-------------------------|---|-------|----------|-----------------------|
| Literal question | Which one (republic, country, organization) poses the biggest threat? | | | |
| Security | Public | | | |
| Value | Label | Cases | Weighted | Percentage (weighted) |
| 1 | Afghanistan | 23 | 22.445 | 4.9% |
| 2 | Tajikistan, export of terrorism and drugs trafficking | 23 | 19.014 | 4.1% |
| 3 | Iran, Iraq, Pakistan, Arabian countries | 23 | 23.305 | 5.1% |
| 4 | USA | 32 | 28.502 | 6.2% |
| 5 | China and Chinese migrants | 55 | 50.645 | 11.0% |
| 6 | Religious extremist and terroristic groups and organizations | 123 | 134.476 | 29.3% |
| 7 | Hizb-ut-Tahrir | 28 | 28.648 | 6.2% |
| 8 | Al-Qaeda | 9 | 7.966 | 1.7% |
| 9 | Uzbekistan is an exporter of wahhabism and extremism | 48 | 46.348 | 10.1% |
| 10 | Other | 23 | 21.292 | 4.6% |
| 97 | Answer is beside the point | 13 | 11.506 | 2.5% |
| 98 | NO RESPONSE | 51 | 46.798 | 10.2% |
| 99 | DO NOT KNOW | 22 | 17.796 | 3.9% |
| Sysmiss | | 1027 | 1041.258 | |

#327 q76_2: (Q76 Secondary, 2nd). Which one (republic, country, organization) poses the bigg

| Information | [type=discrete] [format=numeric] [valid=88] [valid(weighted)=78.7] [range=1-10] | | | |
|-------------------------|---|-------|----------|-----------------------|
| Literal question | Which one (republic, country, organization) poses the biggest threat? | | | |
| Security | Public | | | |
| Value | Label | Cases | Weighted | Percentage (weighted) |
| 1 | Afghanistan | 11 | 10.851 | 13.8% |

File database_kyr (cont.)

#327 q76_2: (Q76 Secondary, 2nd). Which one (republic, country, organization) poses the bigg (cont.)

| Value (cont.) | Label | Cases | Weighted | Percentage (weighted) |
|---------------|--|-------|----------|-----------------------|
| 2 | Tajikistan, export of terrorism and drugs trafficking | 7 | 7.722 | 9.8% |
| 3 | Iran, Iraq, Pakistan, Arabian countries | 4 | 3.012 | 3.8% |
| 4 | USA | 12 | 8.624 | 11.0% |
| 5 | China and Chinese migrants | 8 | 4.549 | 5.8% |
| 6 | Religious extremist and terroristic groups and organizations | 12 | 11.343 | 14.4% |
| 7 | Hizb-ut-Tahrir | 3 | 3.519 | 4.5% |
| 8 | Al-Qaeda | 6 | 6.209 | 7.9% |
| 9 | Uzbekistan is an exporter of wahhabism and extremism | 13 | 12.354 | 15.7% |
| 10 | Other | 12 | 10.518 | 13.4% |
| Sysmiss | | 1412 | 1421.3 | |

#328 q77: (Q77). Which country in Central Asia do you regard as the most important partner

| Information | [type=discrete] [format=numeric] [valid=1500] [valid(weighted)=1500] [range=1-9] | | | |
|------------------|---|-------|----------|-----------------------|
| Literal question | Which country in Central Asia do you regard as the most important partner for Kyrgyzstan? | | | |
| Security | Public | | | |
| Value | Label | Cases | Weighted | Percentage (weighted) |
| 1 | Kazakhstan | 1070 | 1063.325 | 70.9% |
| 2 | Tajikistan | 35 | 28.186 | 1.9% |
| 3 | Turkmenistan | 21 | 24.562 | 1.6% |
| 4 | Uzbekistan | 180 | 188.741 | 12.6% |
| 5 | NONE OF THESE | 127 | 131.843 | 8.8% |
| 9 | DK/NR | 67 | 63.342 | 4.2% |

#329 q78p_1: (Q78 Primary, 1st). Which countries outside of Central Asia do you regard as the

| Information | [type=discrete] [format=numeric] [valid=1500] [valid(weighted)=1500] [range=1-99] | | | |
|------------------|--|-------|----------|-----------------------|
| Literal question | Which countries outside of Central Asia do you regard as the most important partners for Kyrgyzstan? | | | |
| Security | Public | | | |
| Value | Label | Cases | Weighted | Percentage (weighted) |
| 1 | Russia | 1000 | 983.868 | 65.6% |
| 2 | Latvia | 1 | 1.609 | 0.1% |
| 3 | China | 90 | 86.588 | 5.8% |
| 4 | USA | 69 | 72.016 | 4.8% |
| 5 | Turkey | 51 | 56.08 | 3.7% |
| 6 | England | 6 | 6.421 | 0.4% |
| 7 | Korea | 26 | 28.781 | 1.9% |
| 8 | Japan | 24 | 26.333 | 1.8% |
| 9 | Lithuania | 2 | 1.453 | 0.1% |
| 11 | Germany | 27 | 29.069 | 1.9% |

File database_kyr (cont.)

#329 q78p_1: (Q78 Primary, 1st). Which countries outside of Central Asia do you regard as the (cont.)

| Value (cont.) | Label | Cases | Weighted | Percentage (weighted) |
|---------------|-------------------------|-------|----------|-----------------------|
| 12 | France | 6 | 8.088 | 0.5% |
| 15 | Ukraine | 5 | 4.357 | 0.3% |
| 17 | Europe | 2 | 1.824 | 0.1% |
| 18 | CIS | 2 | 2.532 | 0.2% |
| 19 | Iran | 4 | 4.202 | 0.3% |
| 20 | Italy | 1 | 1.447 | 0.1% |
| 21 | Switzerland | 6 | 7.477 | 0.5% |
| 22 | Sweden | 1 | 1.809 | 0.1% |
| 24 | UAE | 2 | 3.255 | 0.2% |
| 26 | Byelorussia | 2 | 3.331 | 0.2% |
| 30 | Capitalist countries | 1 | 0.674 | 0.0% |
| 36 | Armenia | 1 | 1.089 | 0.1% |
| 98 | NOT A SINGLE COUNTRY | 53 | 53.879 | 3.6% |
| 99 | DO NOT KNOW/NO RESPONSE | 118 | 113.818 | 7.6% |

#330 q78p_2: (Q78 Primary, 2nd). Which countries outside of Central Asia do you regard as the

| Information | [type=discrete] [format=numeric] [valid=1041] [valid(weighted)=1045.395] [range=1-36] | | | |
|------------------|--|-------|----------|-----------------------|
| Literal question | Which countries outside of Central Asia do you regard as the most important partners for Kyrgyzstan? | | | |
| Security | Public | | | |
| Value | Label | Cases | Weighted | Percentage (weighted) |
| 1 | Russia | 110 | 110.174 | 10.5% |
| 2 | Latvia | 8 | 8.184 | 0.8% |
| 3 | China | 296 | 290.283 | 27.8% |
| 4 | USA | 162 | 163.171 | 15.6% |
| 5 | Turkey | 118 | 108.499 | 10.4% |
| 6 | England | 19 | 24.446 | 2.3% |
| 7 | Korea | 51 | 54.749 | 5.2% |
| 8 | Japan | 78 | 82.317 | 7.9% |
| 10 | Canada | 2 | 0.652 | 0.1% |
| 11 | Germany | 58 | 63.191 | 6.0% |
| 12 | France | 2 | 2.119 | 0.2% |
| 13 | Saudi Arabia | 1 | 1.609 | 0.2% |
| 14 | India | 7 | 8.511 | 0.8% |
| 15 | Ukraine | 53 | 50.899 | 4.9% |
| 16 | EU | 1 | 1.964 | 0.2% |
| 17 | Europe | 6 | 6.298 | 0.6% |
| 18 | CIS | 4 | 5.314 | 0.5% |
| 19 | Iran | 12 | 14.153 | 1.4% |
| 20 | Italy | 3 | 2.835 | 0.3% |
| 21 | Switzerland | 19 | 18.767 | 1.8% |
| 24 | UAE | 2 | 1.922 | 0.2% |
| 25 | Finland | 1 | 1.085 | 0.1% |

File database_kyr (cont.)

#330 q78p_2: (Q78 Primary, 2nd). Which countries outside of Central Asia do you regard as the (cont.)

| Value (cont.) | Label | Cases | Weighted | Percentage (weighted) |
|---------------|------------------|-------|----------|-----------------------|
| 26 | Byelorussia | 22 | 18.729 | 1.8% |
| 27 | Czechia | 1 | 1.085 | 0.1% |
| 29 | Republic of Saha | 1 | 0.577 | 0.1% |
| 32 | Iraq | 1 | 1.587 | 0.2% |
| 36 | Armenia | 3 | 2.274 | 0.2% |
| Sysmiss | | 459 | 454.605 | |

#331 q78p_3: (Q78 Primary, 3rd). Which countries outside of Central Asia do you regard as the

| Information | [type=discrete] [format=numeric] [valid=675] [valid(weighted)=689.884] [range=1-37] | | | |
|------------------|--|-------|----------|-----------------------|
| Literal question | Which countries outside of Central Asia do you regard as the most important partners for Kyrgyzstan? | | | |
| Security | Public | | | |
| Value | Label | Cases | Weighted | Percentage (weighted) |
| 1 | Russia | 66 | 68.225 | 9.9% |
| 2 | Latvia | 4 | 3.895 | 0.6% |
| 3 | China | 135 | 133.845 | 19.4% |
| 4 | USA | 81 | 88.718 | 12.9% |
| 5 | Turkey | 111 | 102.36 | 14.8% |
| 6 | England | 10 | 9.148 | 1.3% |
| 7 | Korea | 53 | 53.537 | 7.8% |
| 8 | Japan | 55 | 63.572 | 9.2% |
| 9 | Lithuania | 7 | 9.447 | 1.4% |
| 10 | Canada | 3 | 3.099 | 0.4% |
| 11 | Germany | 37 | 39.229 | 5.7% |
| 12 | France | 7 | 6.097 | 0.9% |
| 13 | Saudi Arabia | 3 | 3.362 | 0.5% |
| 14 | India | 7 | 6.629 | 1.0% |
| 15 | Ukraine | 28 | 24.532 | 3.6% |
| 17 | Europe | 1 | 0.921 | 0.1% |
| 18 | CIS | 3 | 3.617 | 0.5% |
| 19 | Iran | 26 | 27.77 | 4.0% |
| 20 | Italy | 3 | 3.762 | 0.5% |
| 21 | Switzerland | 6 | 6.783 | 1.0% |
| 22 | Sweden | 1 | 1.447 | 0.2% |
| 24 | UAE | 4 | 3.982 | 0.6% |
| 26 | Byelorussia | 15 | 16.74 | 2.4% |
| 28 | Austria | 1 | 1.085 | 0.2% |
| 32 | Iraq | 1 | 0.952 | 0.1% |
| 33 | Estonia | 1 | 0.889 | 0.1% |
| 34 | Syria | 1 | 1.261 | 0.2% |
| 35 | Baltic | 1 | 1.757 | 0.3% |
| 36 | Armenia | 3 | 2.45 | 0.4% |
| 37 | Poland | 1 | 0.776 | 0.1% |

File database_kyr (cont.)

#331 q78p_3: (Q78 Primary, 3rd). Which countries outside of Central Asia do you regard as the (cont.)

| Value (cont.) | Label | Cases | Weighted | Percentage (weighted) |
|---------------|-------|-------|----------|-----------------------|
| Sysmiss | | 825 | 810.116 | |

#332 q78_1: (Q78 Secondary, 1st). Which countries outside of Central Asia do you regard as t

| Information | [type=discrete] [format=numeric] [valid=1500] [valid(weighted)=1500] [range=1-99] | | | |
|-------------------------|--|-------|----------|-----------------------|
| Literal question | Which countries outside of Central Asia do you regard as the most important partners for Kyrgyzstan? | | | |
| Security | Public | | | |
| Value | Label | Cases | Weighted | Percentage (weighted) |
| 1 | Russia | 1000 | 983.868 | 65.6% |
| 2 | USA | 69 | 72.016 | 4.8% |
| 4 | European countries | 49 | 56.135 | 3.7% |
| 5 | China | 90 | 86.588 | 5.8% |
| 6 | Japan | 24 | 26.333 | 1.8% |
| 7 | Turkey | 51 | 56.08 | 3.7% |
| 8 | Ex-Soviet countries | 12 | 13.282 | 0.9% |
| 9 | Near East countries, Arabian countries | 6 | 7.458 | 0.5% |
| 10 | Korea | 26 | 28.781 | 1.9% |
| 11 | Other | 2 | 1.763 | 0.1% |
| 98 | NOT A SINGLE COUNTRY | 53 | 53.879 | 3.6% |
| 99 | DK/NR | 118 | 113.818 | 7.6% |

#333 q78_2: (Q78 Secondary, 2nd). Which countries outside of Central Asia do you regard as t

| Information | [type=discrete] [format=numeric] [valid=1038] [valid(weighted)=1042.417] [range=1-11] | | | |
|-------------------------|--|-------|----------|-----------------------|
| Literal question | Which countries outside of Central Asia do you regard as the most important partners for Kyrgyzstan? | | | |
| Security | Public | | | |
| Value | Label | Cases | Weighted | Percentage (weighted) |
| 1 | Russia | 112 | 112.554 | 10.8% |
| 2 | USA | 162 | 163.171 | 15.7% |
| 4 | European countries | 102 | 112.225 | 10.8% |
| 5 | China | 299 | 293.352 | 28.1% |
| 6 | Japan | 79 | 84.195 | 8.1% |
| 7 | Turkey | 118 | 108.499 | 10.4% |
| 8 | Ex-Soviet countries | 86 | 81.765 | 7.8% |
| 9 | Near East countries, Arabian countries | 16 | 19.27 | 1.8% |
| 10 | Korea | 52 | 55.949 | 5.4% |
| 11 | Other | 12 | 11.437 | 1.1% |
| Sysmiss | | 462 | 457.583 | |

File database_kyr (cont.)

#334 q78_3: (Q78 Secondary, 3rd). Which countries outside of Central Asia do you regard as t

| Information | [type=discrete] [format=numeric] [valid=632] [valid(weighted)=641.953] [range=1-11] | | | |
|------------------|--|-------|----------|-----------------------|
| Literal question | Which countries outside of Central Asia do you regard as the most important partners for Kyrgyzstan? | | | |
| Security | Public | | | |
| Value | Label | Cases | Weighted | Percentage (weighted) |
| 1 | Russia | 64 | 65.845 | 10.3% |
| 2 | USA | 81 | 88.718 | 13.8% |
| 4 | European countries | 50 | 49.083 | 7.6% |
| 5 | China | 132 | 130.776 | 20.4% |
| 6 | Japan | 54 | 61.695 | 9.6% |
| 7 | Turkey | 111 | 102.36 | 15.9% |
| 8 | Ex-Soviet countries | 40 | 41.634 | 6.5% |
| 9 | Near East countries, Arabian countries | 35 | 37.326 | 5.8% |
| 10 | Korea | 52 | 52.336 | 8.2% |
| 11 | Other | 13 | 12.178 | 1.9% |
| Sysmiss | | 868 | 858.047 | |

#335 q79: (Q79). How do you assess the economic cooperation in Central Asia over the last

| Information | [type=discrete] [format=numeric] [valid=1500] [valid(weighted)=1500] [range=1-9] | | | |
|------------------|--|-------|----------|-----------------------|
| Literal question | How do you assess the economic cooperation in Central Asia over the last 2 to 3 years? | | | |
| Security | Public | | | |
| Value | Label | Cases | Weighted | Percentage (weighted) |
| 1 | Very good | 60 | 53.491 | 3.6% |
| 2 | Somewhat good | 945 | 958.675 | 63.9% |
| 3 | Somewhat bad | 332 | 330.417 | 22.0% |
| 4 | Very bad | 33 | 30.74 | 2.0% |
| 9 | DK/NR | 130 | 126.678 | 8.4% |

#336 q80p_1: (Q80 Primary, 1st). Name please the two most important issues for cooperation be

| Information | [type=discrete] [format=numeric] [valid=1500] [valid(weighted)=1500] [range=1-99] | | | |
|------------------|---|-------|----------|-----------------------|
| Literal question | Name please the two most important issues for cooperation between Kyrgyzstan and other Central Asian countries? | | | |
| Security | Public | | | |
| Value | Label | Cases | Weighted | Percentage (weighted) |
| 1 | Trade, transportation, goods delivery via borders | 915 | 938.232 | 62.5% |
| 2 | Regional security | 116 | 110.854 | 7.4% |
| 3 | Migration is the movement of people abroad for employment | 189 | 186.109 | 12.4% |
| 4 | Use of water, water resources administration | 54 | 48.562 | 3.2% |
| 5 | The environment, ecology | 47 | 51.58 | 3.4% |
| 6 | Financial services, such as transactions, transfers of finan | 37 | 36.581 | 2.4% |

File database_kyr (cont.)#336 **q80p_1: (Q80 Primary, 1st). Name please the two most important issues for cooperation be** (cont.)

| Value (cont.) | Label | Cases | Weighted | Percentage (weighted) |
|---------------|---|-------|----------|-----------------------|
| 7 | Prevention of drugs use and sales | 59 | 56.128 | 3.7% |
| 8 | Prevention of people`s trafficking, especially of women and | 18 | 14.848 | 1.0% |
| 9 | Social security, pensions and allowances | 4 | 4.946 | 0.3% |
| 99 | DO NOT KNOW/NO RESPONSE | 61 | 52.158 | 3.5% |

#337 **q80p_2: (Q80 Primary, 2nd). Name please the two most important issues for cooperation be**

| Information | [type=discrete] [format=numeric] [valid=1285] [valid(weighted)=1291.593] [range=2-18] | | | |
|-------------------------|---|-------|----------|-----------------------|
| Literal question | Name please the two most important issues for cooperation between Kyrgyzstan and other Central Asian countries? | | | |
| Security | Public | | | |
| Value | Label | Cases | Weighted | Percentage (weighted) |
| 2 | Regional security | 124 | 127.036 | 9.8% |
| 3 | Migration is the movement of people abroad for employment | 337 | 341.425 | 26.4% |
| 4 | Use of water, water resources administration | 98 | 103.632 | 8.0% |
| 5 | The environment, ecology | 86 | 85.103 | 6.6% |
| 6 | Financial services, such as transactions, transfers of finan | 148 | 147.278 | 11.4% |
| 7 | Prevention of drugs use and sales | 242 | 244.794 | 19.0% |
| 8 | Prevention of people`s trafficking, especially of women and | 152 | 150.71 | 11.7% |
| 9 | Social security, pensions and allowances | 95 | 88.233 | 6.8% |
| 12 | Energy resources | 1 | 1.068 | 0.1% |
| 18 | Consumption of Uzbek gas | 2 | 2.314 | 0.2% |
| Sysmiss | | 215 | 208.407 | |

#338 **q80_1: (Q80 Secondary, 1st). Name please the two most important issues for cooperation**

| Information | [type=discrete] [format=numeric] [valid=1500] [valid(weighted)=1500] [range=1-99] | | | |
|-------------------------|---|-------|----------|-----------------------|
| Literal question | Name please the two most important issues for cooperation between Kyrgyzstan and other Central Asian countries? | | | |
| Security | Public | | | |
| Value | Label | Cases | Weighted | Percentage (weighted) |
| 1 | Trade, transportation, goods delivery via borders | 915 | 938.232 | 62.5% |
| 2 | Regional security and stability | 116 | 110.854 | 7.4% |
| 3 | Prevention of drugs use and sales | 59 | 56.128 | 3.7% |
| 4 | Labor migration among countries | 189 | 186.109 | 12.4% |
| 5 | Financial services, such as transactions, transfers of finan | 37 | 36.581 | 2.4% |
| 6 | The environment, ecology | 47 | 51.58 | 3.4% |
| 7 | Coordinated administration and use of water and energy resou | 54 | 48.562 | 3.2% |

File database_kyr (cont.)#338 **q80_1: (Q80 Secondary, 1st). Name please the two most important issues for cooperation** (cont.)

| Value (cont.) | Label | Cases | Weighted | Percentage (weighted) |
|---------------|---|-------|----------|-----------------------|
| 8 | Prevention of people's trafficking, especially of women and | 18 | 14.848 | 1.0% |
| 9 | Cooperation in social protection and providing social serv | 4 | 4.946 | 0.3% |
| 99 | DK/NR | 61 | 52.158 | 3.5% |

#339 **q80_2: (Q80 Secondary, 2nd). Name please the two most important issues for cooperation**

| Information | [type=discrete] [format=numeric] [valid=1284] [valid(weighted)=1290.526] [range=2-9] | | | |
|-------------------------|---|-------|----------|-----------------------|
| Literal question | Name please the two most important issues for cooperation between Kyrgyzstan and other Central Asian countries? | | | |
| Security | Public | | | |
| Value | Label | Cases | Weighted | Percentage (weighted) |
| 2 | Regional security and stability | 124 | 127.036 | 9.8% |
| 3 | Prevention of drugs use and sales | 242 | 244.794 | 19.0% |
| 4 | Labor migration among countries | 337 | 341.425 | 26.5% |
| 5 | Financial services, such as transactions, transfers of finan | 148 | 147.278 | 11.4% |
| 6 | The environment, ecology | 86 | 85.103 | 6.6% |
| 7 | Coordinated administration and use of water and energy resou | 100 | 105.946 | 8.2% |
| 8 | Prevention of people's trafficking, especially of women and | 152 | 150.71 | 11.7% |
| 9 | Cooperation in social protection and providing social serv | 95 | 88.233 | 6.8% |
| Sysmiss | | 216 | 209.474 | |

#340 **q81: (Q81). Are you generally satisfied or dissatisfied with the situation in Kyrgyzs**

| Information | [type=discrete] [format=numeric] [valid=1500] [valid(weighted)=1500] [range=1-9] | | | |
|-------------------------|---|-------|----------|-----------------------|
| Literal question | Are you generally satisfied or dissatisfied with the situation in Kyrgyzstan today? | | | |
| Security | Public | | | |
| Value | Label | Cases | Weighted | Percentage (weighted) |
| 1 | Very satisfied | 29 | 29.574 | 2.0% |
| 2 | Fairly satisfied | 622 | 617.131 | 41.1% |
| 3 | Fairly dissatisfied | 697 | 706.739 | 47.1% |
| 4 | Very dissatisfied | 125 | 121.34 | 8.1% |
| 9 | DK/NR | 27 | 25.216 | 1.7% |

#341 **q82p_1: (Q82 Primary, 1st). In your opinion, what are the three most important problems**

| | | | | |
|-------------------------|--|--|--|--|
| Information | [type=discrete] [format=numeric] [valid=1500] [valid(weighted)=1500] [range=1-997] | | | |
| Literal question | In your opinion, what are the three most important problems in Kyrgyzstan today? | | | |

File database_kyr (cont.)

#341 q82p_1: (Q82 Primary, 1st). In your opinion, what are the three most important problems (cont.)

| Security | | Public | | |
|----------|---|--------|----------|-----------------------|
| Value | Label | Cases | Weighted | Percentage (weighted) |
| 1 | Economic growth | 42 | 42.52 | 2.8% |
| 2 | Unemployment | 406 | 410.101 | 27.3% |
| 3 | Corruption | 135 | 131.844 | 8.8% |
| 4 | Anarchy | 1 | 1.085 | 0.1% |
| 5 | Inflation | 12 | 9.91 | 0.7% |
| 6 | Drugs addiction | 32 | 37.378 | 2.5% |
| 7 | Criminality | 18 | 15.365 | 1.0% |
| 8 | AIDS | 4 | 5.335 | 0.4% |
| 9 | Expensive contracts in universities | 5 | 6.475 | 0.4% |
| 10 | Low living standards | 16 | 17.904 | 1.2% |
| 11 | Heating | 2 | 2.682 | 0.2% |
| 12 | No/irregular electricity supply | 4 | 4.119 | 0.3% |
| 13 | Low economic level | 94 | 92.84 | 6.2% |
| 14 | Ecology | 22 | 33.613 | 2.2% |
| 16 | Public health care issues | 5 | 6.63 | 0.4% |
| 17 | Education issue | 13 | 10.653 | 0.7% |
| 18 | Unobservance of laws | 8 | 7.604 | 0.5% |
| 20 | Terrorism | 6 | 4.57 | 0.3% |
| 21 | Government's indifference towards country, people | 4 | 4.356 | 0.3% |
| 22 | No plants (production) | 14 | 15.328 | 1.0% |
| 23 | Wages delay | 3 | 3.732 | 0.2% |
| 24 | Poverty | 101 | 92.184 | 6.1% |
| 25 | High prices/expensiveness | 16 | 15.945 | 1.1% |
| 26 | Injustice | 6 | 6.35 | 0.4% |
| 27 | The future | 2 | 2.35 | 0.2% |
| 28 | Commercial sex | 3 | 1.758 | 0.1% |
| 29 | Pensions delay | 2 | 2.975 | 0.2% |
| 30 | Authorities should be replaced, changed | 3 | 2.697 | 0.2% |
| 31 | Bribery | 8 | 8.138 | 0.5% |
| 32 | Truth is not existent | 1 | 0.973 | 0.1% |
| 33 | Growth of prices | 7 | 8.517 | 0.6% |
| 34 | Financial shortage | 9 | 8.473 | 0.6% |
| 35 | Low pensions, allowances | 24 | 18.737 | 1.2% |
| 37 | Nationalism | 2 | 2.344 | 0.2% |
| 38 | Authorities malfunction (incompetence) | 17 | 15.563 | 1.0% |
| 39 | Low wages | 30 | 23.736 | 1.6% |
| 40 | No proper job according to specialty | 1 | 1.964 | 0.1% |
| 42 | Border crossing issues | 1 | 0.952 | 0.1% |
| 43 | Economic situation | 51 | 46.927 | 3.1% |
| 44 | Social security | 15 | 17.994 | 1.2% |
| 46 | The poverty of the republic | 2 | 1.309 | 0.1% |
| 47 | Government does not develop its country | 1 | 1.309 | 0.1% |

File database_kyr (cont.)

#341 q82p_1: (Q82 Primary, 1st). In your opinion, what are the three most important problems (cont.)

| Value (cont.) | Label | Cases | Weighted | Percentage (weighted) |
|---------------|---|-------|----------|-----------------------|
| 48 | Everything is falling apart (economy) | 1 | 0.593 | 0.0% |
| 50 | Government does not care about people`s lives, indifference | 4 | 4.125 | 0.3% |
| 51 | Zero production | 9 | 7.933 | 0.5% |
| 52 | Government cares only about itself | 1 | 0.655 | 0.0% |
| 56 | Government | 2 | 1.951 | 0.1% |
| 62 | Theft | 1 | 1.447 | 0.1% |
| 63 | Motorways maintenance deteriorating roads | 7 | 8.295 | 0.6% |
| 64 | Disorder, absence of discipline | 10 | 11.73 | 0.8% |
| 66 | Streets names non-existent | 1 | 1.809 | 0.1% |
| 68 | Credits to be given to the poor and not to the rich | 1 | 1.979 | 0.1% |
| 70 | Schools are outdated in villages | 1 | 1.809 | 0.1% |
| 71 | Financial issues | 3 | 3.01 | 0.2% |
| 72 | Akaev`s family | 1 | 1.447 | 0.1% |
| 79 | To restore plants and factories | 18 | 17.29 | 1.2% |
| 82 | National security | 6 | 5.542 | 0.4% |
| 87 | Shortage of agricultural machinery | 1 | 0.66 | 0.0% |
| 88 | High electricity charges | 2 | 1.673 | 0.1% |
| 89 | Young people idle away the time in the streets | 34 | 32.626 | 2.2% |
| 90 | To grant credits free of interest to people | 3 | 2.381 | 0.2% |
| 92 | Transport problems | 5 | 6.325 | 0.4% |
| 93 | Elections | 8 | 7.311 | 0.5% |
| 94 | Human rights protection | 1 | 0.742 | 0.0% |
| 99 | DO NOT KNOW | 103 | 95.31 | 6.4% |
| 101 | Infectious diseases | 3 | 3.935 | 0.3% |
| 102 | Incompetent staff | 4 | 5.439 | 0.4% |
| 103 | Drinkable water | 2 | 1.61 | 0.1% |
| 104 | Rapes | 1 | 1.255 | 0.1% |
| 107 | Inequality | 1 | 0.628 | 0.0% |
| 108 | Many bootlickers | 1 | 0.886 | 0.1% |
| 109 | Expensive foodstuff | 2 | 2.084 | 0.1% |
| 110 | Hospital unavailable | 1 | 0.941 | 0.1% |
| 111 | Many street beggars | 1 | 1.6 | 0.1% |
| 116 | Alcoholism | 2 | 1.713 | 0.1% |
| 117 | Illiteracy | 1 | 1.534 | 0.1% |
| 118 | Entrepreneurship privileges introduction issue | 1 | 1.143 | 0.1% |
| 120 | People`s security | 2 | 1.524 | 0.1% |
| 121 | Housing construction | 2 | 1.435 | 0.1% |
| 122 | Stability of President | 1 | 2.148 | 0.1% |
| 123 | Diplomatic relations with other countries | 2 | 1.725 | 0.1% |
| 124 | Granting credits | 1 | 0.921 | 0.1% |
| 129 | High taxes | 4 | 3.717 | 0.2% |

File database_kyr (cont.)

#341 q82p_1: (Q82 Primary, 1st). In your opinion, what are the three most important problems (cont.)

| Value (cont.) | Label | Cases | Weighted | Percentage (weighted) |
|---------------|--|-------|----------|-----------------------|
| 133 | Expensive education | 8 | 6.439 | 0.4% |
| 134 | Expensive education | 5 | 5.958 | 0.4% |
| 135 | Dirty streets | 2 | 1.877 | 0.1% |
| 137 | Lack of moral youth education | 1 | 1.435 | 0.1% |
| 139 | Bad relations with other republics | 2 | 1.798 | 0.1% |
| 140 | Customs services are very expensive | 1 | 0.649 | 0.0% |
| 143 | National instability | 4 | 5.563 | 0.4% |
| 146 | Migration | 7 | 5.833 | 0.4% |
| 147 | Farming issues, low development of farming | 3 | 3.404 | 0.2% |
| 148 | Tourism | 1 | 0.841 | 0.1% |
| 150 | President`s change | 1 | 0.324 | 0.0% |
| 153 | Credits payment, debts | 3 | 2.216 | 0.1% |
| 155 | Political instability | 1 | 0.593 | 0.0% |
| 159 | To preserve peace | 2 | 2.39 | 0.2% |
| 162 | Public health care | 1 | 1.077 | 0.1% |
| 164 | Debts payment | 1 | 1.358 | 0.1% |
| 172 | Construction of small businesses | 2 | 1.582 | 0.1% |
| 174 | Housing issue | 3 | 3.23 | 0.2% |
| 175 | Grave situation at the border | 1 | 1.255 | 0.1% |
| 177 | Drugs sale | 3 | 4.454 | 0.3% |
| 181 | Planting trees | 1 | 0.8 | 0.1% |
| 184 | To protect people`s health | 1 | 0.527 | 0.0% |
| 187 | Division into north and south | 1 | 0.8 | 0.1% |
| 189 | Strengthening of borders | 1 | 1.552 | 0.1% |
| 190 | A weak, powerless President | 1 | 1.552 | 0.1% |
| 192 | Akaev`s arrivals | 1 | 1.6 | 0.1% |
| 193 | Too many universities | 1 | 1.063 | 0.1% |
| 195 | Weak Army | 2 | 1.391 | 0.1% |
| 199 | Poor health/growth of diseases | 1 | 1.312 | 0.1% |
| 201 | Border | 1 | 1.249 | 0.1% |
| 202 | Irregular supply of power | 2 | 2.316 | 0.2% |
| 205 | Human rights | 1 | 0.545 | 0.0% |
| 206 | To conclude good contracts with Russia | 1 | 1.204 | 0.1% |
| 207 | Single currency in Central Asia | 1 | 1.204 | 0.1% |
| 216 | Larger density of population | 1 | 0.674 | 0.0% |
| 218 | Land problems | 1 | 0.961 | 0.1% |
| 219 | Unification of Central Asia | 1 | 0.602 | 0.0% |
| 222 | Water resources issue | 1 | 1.682 | 0.1% |
| 226 | To maintain justice according to law | 1 | 0.817 | 0.1% |
| 229 | Preventive measures against the sale of people, especially o | 1 | 1.6 | 0.1% |
| 233 | Preventive work should be carried out timely - diseases of a | 1 | 0.817 | 0.1% |
| 237 | Akaev is selling out everything | 1 | 1.355 | 0.1% |

File database_kyr (cont.)

#341 q82p_1: (Q82 Primary, 1st). In your opinion, what are the three most important problems (cont.)

| Value (cont.) | Label | Cases | Weighted | Percentage (weighted) |
|---------------|--|-------|----------|-----------------------|
| 238 | Retirement age augmentation | 1 | 2.711 | 0.2% |
| 248 | Nobody thinks about people | 1 | 1.348 | 0.1% |
| 250 | Shortage of vacancies for youth | 1 | 0.776 | 0.1% |
| 254 | Insincere authorities | 1 | 1.002 | 0.1% |
| 255 | Business is undeveloped | 1 | 0.668 | 0.0% |
| 261 | Only good universities should be left | 1 | 1.113 | 0.1% |
| 269 | To provide with jobs young people after graduation of univer | 2 | 1.888 | 0.1% |
| 270 | Pricing policy non existent | 2 | 2.242 | 0.1% |
| 271 | Youth drugs addiction | 1 | 0.762 | 0.1% |
| 272 | Economic crisis | 7 | 10.075 | 0.7% |
| 274 | Shortage of manuals | 1 | 0.921 | 0.1% |
| 275 | Certified specialists cannot find employment | 1 | 1.181 | 0.1% |
| 997 | No problems | 1 | 1.297 | 0.1% |

#342 q82p_2: (Q82 Primary, 2nd). In your opinion, what are the three most important problems

| Information | [type=discrete] [format=numeric] [valid=1262] [valid(weighted)=1268.743] [range=1-276] | | | |
|------------------|--|-------|----------|-----------------------|
| Literal question | In your opinion, what are the three most important problems in Kyrgyzstan today? | | | |
| Security | Public | | | |
| Value | Label | Cases | Weighted | Percentage (weighted) |
| 1 | Economic growth | 14 | 11.835 | 0.9% |
| 2 | Unemployment | 224 | 219.202 | 17.3% |
| 3 | Corruption | 108 | 109.469 | 8.6% |
| 4 | Anarchy | 5 | 6.167 | 0.5% |
| 5 | Inflation | 19 | 23.795 | 1.9% |
| 6 | Drugs addiction | 53 | 52.209 | 4.1% |
| 7 | Criminality | 27 | 28.037 | 2.2% |
| 8 | AIDS | 8 | 12.393 | 1.0% |
| 9 | Expensive contracts in universities | 4 | 3.72 | 0.3% |
| 10 | Low living standards | 17 | 17.243 | 1.4% |
| 12 | No/irregular electricity supply | 9 | 9.21 | 0.7% |
| 13 | Low economic level | 50 | 49.381 | 3.9% |
| 14 | Ecology | 19 | 18.198 | 1.4% |
| 15 | Villages are not developed | 1 | 1.257 | 0.1% |
| 16 | Public health care issues | 12 | 13.067 | 1.0% |
| 17 | Education issue | 17 | 18.345 | 1.4% |
| 18 | Unobservance of laws | 10 | 11.299 | 0.9% |
| 19 | Privatization | 2 | 1.591 | 0.1% |
| 20 | Terrorism | 25 | 20.571 | 1.6% |
| 21 | Government's indifference towards country, people | 4 | 3.306 | 0.3% |
| 22 | No plants (production) | 20 | 22.615 | 1.8% |

File database_kyr (cont.)

#342 q82p_2: (Q82 Primary, 2nd). In your opinion, what are the three most important problems (cont.)

| Value (cont.) | Label | Cases | Weighted | Percentage (weighted) |
|---------------|---|-------|----------|-----------------------|
| 23 | Wages delay | 3 | 2.884 | 0.2% |
| 24 | Poverty | 73 | 68.427 | 5.4% |
| 25 | High prices/expensiveness | 16 | 16.877 | 1.3% |
| 26 | Injustice | 6 | 5.622 | 0.4% |
| 27 | The future | 3 | 3.125 | 0.2% |
| 28 | Commercial sex | 7 | 7.326 | 0.6% |
| 29 | Pensions delay | 4 | 4.024 | 0.3% |
| 30 | Authorities should be replaced, changed | 1 | 1.114 | 0.1% |
| 31 | Bribery | 10 | 10.84 | 0.9% |
| 32 | Truth is not existent | 3 | 3.753 | 0.3% |
| 34 | Financial shortage | 9 | 8.775 | 0.7% |
| 35 | Low pensions, allowances | 38 | 37.812 | 3.0% |
| 37 | Nationalism | 1 | 0.655 | 0.1% |
| 38 | Authorities malfunction (incompetence) | 20 | 19.315 | 1.5% |
| 39 | Low wages | 46 | 46.709 | 3.7% |
| 42 | Border crossing issues | 4 | 3.06 | 0.2% |
| 43 | Economic situation | 19 | 21.722 | 1.7% |
| 44 | Social security | 15 | 11.639 | 0.9% |
| 45 | Expensive benzene (fuel) | 1 | 0.961 | 0.1% |
| 48 | Everything is falling apart (economy) | 6 | 6.781 | 0.5% |
| 50 | Government does not care about people's lives, indifference | 6 | 5.735 | 0.5% |
| 51 | Zero production | 8 | 10.377 | 0.8% |
| 52 | Government cares only about itself | 2 | 1.684 | 0.1% |
| 53 | The elderly and handicapped do not receive support | 3 | 3.074 | 0.2% |
| 54 | Youth is unable to organize its life | 3 | 2.989 | 0.2% |
| 55 | Expensive medicaments | 3 | 1.615 | 0.1% |
| 57 | No future | 2 | 1.835 | 0.1% |
| 59 | High fuel prices | 1 | 1.447 | 0.1% |
| 60 | Expensive medicine | 6 | 7.815 | 0.6% |
| 62 | Theft | 1 | 0.801 | 0.1% |
| 63 | Motorways maintenance, deteriorating roads | 8 | 9.221 | 0.7% |
| 64 | Disorder, absence of discipline | 10 | 9.703 | 0.8% |
| 67 | Youth leaves for cities | 1 | 1.809 | 0.1% |
| 69 | The elderly get few privileges | 1 | 1.809 | 0.1% |
| 71 | Financial issues | 1 | 1.028 | 0.1% |
| 73 | Hostility of deputies towards each other | 1 | 1.447 | 0.1% |
| 76 | Parliament should be dissolved | 1 | 0.66 | 0.1% |
| 78 | Those who have money - live | 1 | 1.085 | 0.1% |
| 79 | To restore plants and factories | 9 | 11.447 | 0.9% |
| 80 | Country does not manufacture anything | 1 | 0.99 | 0.1% |
| 81 | Low production payment | 5 | 4.169 | 0.3% |
| 82 | National security | 5 | 5.286 | 0.4% |

File database_kyr (cont.)

#342 q82p_2: (Q82 Primary, 2nd). In your opinion, what are the three most important problems (cont.)

| Value (cont.) | Label | Cases | Weighted | Percentage (weighted) |
|---------------|--|-------|----------|-----------------------|
| 84 | Humanitarian aid from foreign countries is inaccessible to o | 2 | 1.649 | 0.1% |
| 85 | Deputies solve no issues | 2 | 2.863 | 0.2% |
| 86 | Land tax is very high | 1 | 0.649 | 0.1% |
| 87 | Shortage of agricultural machinery | 5 | 4.312 | 0.3% |
| 88 | High electricity charges | 5 | 4.516 | 0.4% |
| 89 | Young people idle away the time in the streets | 22 | 24.938 | 2.0% |
| 90 | To grant credits free of interest to people | 3 | 2.895 | 0.2% |
| 92 | Transport problems | 8 | 9.164 | 0.7% |
| 93 | Elections | 4 | 4.129 | 0.3% |
| 94 | Human rights protection | 2 | 2.247 | 0.2% |
| 95 | Pension reform | 1 | 0.324 | 0.0% |
| 96 | Unification with large countries | 1 | 0.646 | 0.1% |
| 97 | Police works bad | 1 | 0.969 | 0.1% |
| 98 | Support to disabled children | 1 | 0.969 | 0.1% |
| 100 | Many children-orphan | 1 | 0.646 | 0.1% |
| 101 | Infectious diseases | 2 | 2.486 | 0.2% |
| 102 | Incompetent staff | 3 | 2.249 | 0.2% |
| 103 | Drinkable water | 5 | 4.482 | 0.4% |
| 105 | There`s no mutual trust (people no longer trust each other) | 1 | 1.255 | 0.1% |
| 108 | Many bootlickers | 1 | 1.6 | 0.1% |
| 109 | Expensive foodstuff | 3 | 2.374 | 0.2% |
| 111 | Many street beggars | 1 | 1.524 | 0.1% |
| 112 | Honesty is not valued | 1 | 1.574 | 0.1% |
| 113 | Connections and acquaintances needed everywhere | 1 | 1.905 | 0.2% |
| 114 | No transport to access highland regions | 1 | 0.577 | 0.0% |
| 115 | Selfishness of youth | 1 | 1.143 | 0.1% |
| 116 | Alcoholism | 9 | 9.776 | 0.8% |
| 117 | Illiteracy | 1 | 1.033 | 0.1% |
| 119 | No place to realize the grown farming production | 2 | 2.299 | 0.2% |
| 120 | People`s security | 1 | 1.998 | 0.2% |
| 121 | Housing construction | 1 | 0.381 | 0.0% |
| 124 | Granting credits | 3 | 2.984 | 0.2% |
| 125 | Difficulties of rural population | 1 | 1.143 | 0.1% |
| 126 | Rights of Russian are infringed | 1 | 0.42 | 0.0% |
| 127 | Shortage of qualified specialists, personnel | 3 | 2.402 | 0.2% |
| 128 | This is the time of the rich, as they live, whereas the poor | 1 | 0.577 | 0.0% |
| 129 | High taxes | 13 | 9.691 | 0.8% |
| 131 | Disagreements | 1 | 1.077 | 0.1% |
| 132 | No good /well-paid jobs | 3 | 3.271 | 0.3% |
| 133 | İdîââîû îîîââæè | 9 | 8.206 | 0.6% |

File database_kyr (cont.)

#342 q82p_2: (Q82 Primary, 2nd). In your opinion, what are the three most important problems (cont.)

| Value (cont.) | Label | Cases | Weighted | Percentage (weighted) |
|---------------|---|-------|----------|-----------------------|
| 134 | Expensive education | 3 | 3.337 | 0.3% |
| 135 | Dirty streets | 7 | 6.787 | 0.5% |
| 136 | Expensive medical services | 1 | 0.745 | 0.1% |
| 137 | Lack of moral youth education | 3 | 3.373 | 0.3% |
| 138 | People know little of God | 1 | 1.435 | 0.1% |
| 139 | Bad relations with other republics | 1 | 0.961 | 0.1% |
| 140 | Customs services are very expensive | 1 | 0.561 | 0.0% |
| 141 | Government does not support people | 1 | 0.613 | 0.0% |
| 143 | National instability | 1 | 1.181 | 0.1% |
| 145 | Akaeva has bought up everything | 1 | 0.649 | 0.1% |
| 146 | Migration | 5 | 4.477 | 0.4% |
| 147 | Farming issues, low development of farming | 3 | 2.741 | 0.2% |
| 149 | State policy | 2 | 2.403 | 0.2% |
| 150 | President`s change | 1 | 2.27 | 0.2% |
| 153 | Credits payment, debts | 3 | 1.608 | 0.1% |
| 154 | Bureaucracy | 1 | 0.841 | 0.1% |
| 155 | Political instability | 1 | 1.01 | 0.1% |
| 156 | Irrational use of water | 3 | 3.631 | 0.3% |
| 158 | Many homeless and vagabonds | 5 | 6.663 | 0.5% |
| 159 | To preserve peace | 1 | 0.674 | 0.1% |
| 161 | Struggle for power | 3 | 2.076 | 0.2% |
| 163 | Sports development | 1 | 1.204 | 0.1% |
| 164 | Debts payment | 1 | 1.444 | 0.1% |
| 165 | Expensive travel fare for students and pupils | 2 | 2.083 | 0.2% |
| 166 | Culture | 3 | 3.934 | 0.3% |
| 169 | Idleness | 2 | 1.156 | 0.1% |
| 172 | Construction of small businesses | 6 | 3.79 | 0.3% |
| 173 | Refugees | 1 | 1.269 | 0.1% |
| 174 | Housing issue | 2 | 3.111 | 0.2% |
| 175 | Grave situation at the border | 1 | 1.255 | 0.1% |
| 176 | Gas shortage | 1 | 0.533 | 0.0% |
| 177 | Drugs sale | 3 | 4.079 | 0.3% |
| 179 | Pupils have low level of knowledge | 1 | 0.527 | 0.0% |
| 183 | Gun sale | 1 | 0.527 | 0.0% |
| 185 | International debts | 1 | 0.533 | 0.0% |
| 189 | Strengthening of borders | 6 | 7.795 | 0.6% |
| 191 | Many accidents | 1 | 1.2 | 0.1% |
| 194 | Shortage of medicaments in hospitals | 1 | 1.063 | 0.1% |
| 196 | Gender inequality | 1 | 0.55 | 0.0% |
| 198 | Good specialists leave abroad | 1 | 0.668 | 0.1% |
| 199 | Poor health/growth of diseases | 2 | 2.003 | 0.2% |
| 206 | To conclude good contracts with Russia | 2 | 2.107 | 0.2% |
| 207 | Single currency in Central Asia | 1 | 0.602 | 0.0% |
| 208 | Many taxes | 1 | 1.312 | 0.1% |

File database_kyr (cont.)

#342 q82p_2: (Q82 Primary, 2nd). In your opinion, what are the three most important problems (cont.)

| Value (cont.) | Label | Cases | Weighted | Percentage (weighted) |
|---------------|--|-------|----------|-----------------------|
| 210 | Tuberculosis | 1 | 0.787 | 0.1% |
| 211 | To stop lands` sale | 2 | 1.96 | 0.2% |
| 213 | Disagreements inside government | 1 | 0.388 | 0.0% |
| 215 | To promote trade | 2 | 2.593 | 0.2% |
| 222 | Water resources issue | 1 | 1.358 | 0.1% |
| 224 | Independence | 1 | 0.679 | 0.1% |
| 225 | Budget | 1 | 0.34 | 0.0% |
| 228 | Old bus-stops | 1 | 0.8 | 0.1% |
| 230 | Too much transport | 1 | 0.8 | 0.1% |
| 232 | Bad attitude of customs staff | 1 | 1.2 | 0.1% |
| 234 | Vaccination of animals | 1 | 1.089 | 0.1% |
| 242 | Children`s labour | 1 | 1.918 | 0.2% |
| 243 | People became cruel | 1 | 1.139 | 0.1% |
| 244 | Business | 1 | 0.641 | 0.1% |
| 248 | Nobody thinks about people | 1 | 0.817 | 0.1% |
| 253 | Fuel and seeds should be given to population | 1 | 1.685 | 0.1% |
| 256 | Low stipend | 1 | 0.79 | 0.1% |
| 257 | Financial help to orphans and the poor | 1 | 0.8 | 0.1% |
| 258 | To develop political economy | 1 | 0.8 | 0.1% |
| 259 | Unfair elections | 1 | 1.067 | 0.1% |
| 260 | Energy power issues | 1 | 0.835 | 0.1% |
| 263 | Untalented individuals are invested with power | 1 | 0.762 | 0.1% |
| 266 | Provision of free treatment for children and mothers | 1 | 0.527 | 0.0% |
| 267 | Wrong distribution of water resources | 1 | 0.963 | 0.1% |
| 270 | Pricing policy non existent | 1 | 0.641 | 0.1% |
| 272 | Economic crisis | 2 | 2.611 | 0.2% |
| 273 | Instead of learning children work at markets | 1 | 0.339 | 0.0% |
| 276 | Gas unavailability | 2 | 1.932 | 0.2% |
| Sysmiss | | 238 | 231.257 | |

#343 q82p_3: (Q82 Primary, 3rd). In your opinion, what are the three most important problems

| Information | [type=discrete] [format=numeric] [valid=837] [valid(weighted)=827.467] [range=1-271] | | | |
|------------------|--|-------|----------|-----------------------|
| Literal question | In your opinion, what are the three most important problems in Kyrgyzstan today? | | | |
| Security | Public | | | |
| Value | Label | Cases | Weighted | Percentage (weighted) |
| 1 | Economic growth | 13 | 10.847 | 1.3% |
| 2 | Unemployment | 81 | 86.72 | 10.5% |
| 3 | Corruption | 100 | 96.32 | 11.6% |
| 4 | Anarchy | 2 | 2.385 | 0.3% |
| 5 | Inflation | 7 | 7.104 | 0.9% |

File database_kyr (cont.)

#343 q82p_3: (Q82 Primary, 3rd). In your opinion, what are the three most important problems (cont.)

| Value (cont.) | Label | Cases | Weighted | Percentage (weighted) |
|---------------|---|-------|----------|-----------------------|
| 6 | Drugs addiction | 24 | 26.953 | 3.3% |
| 7 | Criminality | 36 | 41.336 | 5.0% |
| 8 | AIDS | 8 | 6.892 | 0.8% |
| 9 | Expensive contracts in universities | 1 | 0.678 | 0.1% |
| 10 | Low living standards | 5 | 7.518 | 0.9% |
| 12 | No/irregular electricity supply | 1 | 1.269 | 0.2% |
| 13 | Low economic level | 29 | 30.351 | 3.7% |
| 14 | Ecology | 16 | 16.664 | 2.0% |
| 15 | Villages are not developed | 2 | 2.062 | 0.2% |
| 16 | Public health care issues | 7 | 5.929 | 0.7% |
| 17 | Education issue | 17 | 15.096 | 1.8% |
| 18 | Unobservance of laws | 6 | 6.276 | 0.8% |
| 19 | Privatization | 2 | 0.926 | 0.1% |
| 20 | Terrorism | 13 | 10.346 | 1.3% |
| 21 | Government's indifference towards country, people | 5 | 4.338 | 0.5% |
| 22 | No plants (production) | 4 | 5.117 | 0.6% |
| 24 | Poverty | 53 | 46.756 | 5.7% |
| 25 | High prices/expensiveness | 15 | 15.344 | 1.9% |
| 26 | Injustice | 6 | 5.578 | 0.7% |
| 27 | The future | 1 | 0.534 | 0.1% |
| 28 | Commercial sex | 12 | 11.7 | 1.4% |
| 29 | Pensions delay | 5 | 4.418 | 0.5% |
| 30 | Authorities should be replaced, changed | 3 | 2.761 | 0.3% |
| 31 | Bribery | 10 | 12.815 | 1.5% |
| 32 | Truth is not existent | 1 | 0.59 | 0.1% |
| 33 | Growth of prices | 4 | 4.093 | 0.5% |
| 34 | Financial shortage | 9 | 8.571 | 1.0% |
| 35 | Low pensions, allowances | 24 | 21.145 | 2.6% |
| 36 | Many people die | 1 | 0.655 | 0.1% |
| 38 | Authorities malfunction (incompetence) | 19 | 21.313 | 2.6% |
| 39 | Low wages | 29 | 25.424 | 3.1% |
| 41 | Many ill people /poor health state | 2 | 2.293 | 0.3% |
| 42 | Border crossing issues | 4 | 4.458 | 0.5% |
| 43 | Economic situation | 12 | 11.687 | 1.4% |
| 44 | Social security | 12 | 10.673 | 1.3% |
| 45 | Expensive benzene (fuel) | 1 | 0.66 | 0.1% |
| 48 | Everything is falling apart (economy) | 1 | 0.655 | 0.1% |
| 49 | Normal living conditions unavailable | 1 | 1.309 | 0.2% |
| 50 | Government does not care about people's lives, indifference | 7 | 5.98 | 0.7% |
| 51 | Zero production | 4 | 4.642 | 0.6% |
| 52 | Government cares only about itself | 2 | 2.627 | 0.3% |
| 53 | The elderly and handicapped do not receive support | 2 | 1.227 | 0.1% |

File database_kyr (cont.)

#343 q82p_3: (Q82 Primary, 3rd). In your opinion, what are the three most important problems (cont.)

| Value (cont.) | Label | Cases | Weighted | Percentage (weighted) |
|---------------|--|-------|----------|-----------------------|
| 54 | Youth is unable to organize its life | 2 | 2.276 | 0.3% |
| 58 | Many people leave due to poor life | 3 | 1.741 | 0.2% |
| 59 | High fuel prices | 2 | 1.773 | 0.2% |
| 60 | Expensive medicine | 1 | 0.948 | 0.1% |
| 61 | Equipment is not given in advance | 1 | 1.649 | 0.2% |
| 62 | Theft | 3 | 2.543 | 0.3% |
| 63 | Motorways maintenance, deteriorating roads | 2 | 2.017 | 0.2% |
| 64 | Disorder, absence of discipline | 11 | 11.644 | 1.4% |
| 65 | Incorrect land division | 1 | 2.309 | 0.3% |
| 74 | Nobody thinks about villages | 1 | 1.447 | 0.2% |
| 75 | Hard living standards in villages | 1 | 0.66 | 0.1% |
| 77 | Drinking problems of youth | 1 | 0.99 | 0.1% |
| 79 | To restore plants and factories | 5 | 5.916 | 0.7% |
| 81 | Low production payment | 2 | 1.95 | 0.2% |
| 82 | National security | 1 | 0.668 | 0.1% |
| 83 | Changes of reforms | 1 | 1.319 | 0.2% |
| 85 | Deputies solve no issues | 1 | 1.204 | 0.1% |
| 86 | Land tax is very high | 2 | 2.782 | 0.3% |
| 87 | Shortage of agricultural machinery | 3 | 2.147 | 0.3% |
| 88 | High electricity charges | 3 | 3.213 | 0.4% |
| 89 | Young people idle away the time in the streets | 15 | 16.033 | 1.9% |
| 90 | To grant credits free of interest to people | 1 | 0.264 | 0.0% |
| 91 | Expensive construction materials | 1 | 0.723 | 0.1% |
| 92 | Transport problems | 4 | 4.054 | 0.5% |
| 93 | Elections | 3 | 2.34 | 0.3% |
| 94 | Human rights protection | 1 | 1.204 | 0.1% |
| 95 | Pension reform | 1 | 0.762 | 0.1% |
| 100 | Many children-orphans | 1 | 0.527 | 0.1% |
| 101 | Infectious diseases | 2 | 2.22 | 0.3% |
| 103 | Drinkable water | 4 | 4.533 | 0.5% |
| 106 | Mafia | 2 | 2.388 | 0.3% |
| 107 | Inequality | 1 | 0.628 | 0.1% |
| 109 | Expensive foodstuff | 3 | 2.792 | 0.3% |
| 112 | Honesty is not valued | 1 | 0.762 | 0.1% |
| 116 | Alcoholism | 6 | 5.421 | 0.7% |
| 123 | Diplomatic relations with other countries | 4 | 6.037 | 0.7% |
| 125 | Difficulties of rural population | 1 | 0.79 | 0.1% |
| 127 | Shortage of qualified specialists, personnel | 2 | 1.666 | 0.2% |
| 128 | This is the time of the rich, as they live, whereas the poor | 1 | 0.339 | 0.0% |
| 129 | High taxes | 6 | 6.457 | 0.8% |
| 130 | To work not for oneself, but for society | 1 | 1.435 | 0.2% |
| 133 | İdîââîû îîîääæè | 8 | 6.061 | 0.7% |

File database_kyr (cont.)

#343 q82p_3: (Q82 Primary, 3rd). In your opinion, what are the three most important problems (cont.)

| Value (cont.) | Label | Cases | Weighted | Percentage (weighted) |
|---------------|---|-------|----------|-----------------------|
| 134 | Expensive education | 3 | 3.629 | 0.4% |
| 135 | Dirty streets | 3 | 2.096 | 0.3% |
| 136 | Expensive medical services | 5 | 5.935 | 0.7% |
| 139 | Bad relations with other republics | 1 | 0.903 | 0.1% |
| 140 | Customs services are very expensive | 1 | 1.587 | 0.2% |
| 145 | Akaeva has bought up everything | 1 | 2.27 | 0.3% |
| 146 | Migration | 4 | 4.44 | 0.5% |
| 147 | Farming issues, low development of farming | 4 | 2.869 | 0.3% |
| 149 | State policy | 1 | 0.613 | 0.1% |
| 151 | Natural resources | 2 | 1.579 | 0.2% |
| 152 | Inconvenient markets | 1 | 0.973 | 0.1% |
| 153 | Credits payment, debts | 3 | 2.791 | 0.3% |
| 156 | Irrational use of water | 1 | 0.395 | 0.0% |
| 157 | Non-solidarity | 1 | 0.685 | 0.1% |
| 160 | Low cultural level | 2 | 0.657 | 0.1% |
| 161 | Struggle for power | 1 | 0.649 | 0.1% |
| 165 | Expensive travel fare for students and pupils | 1 | 1.017 | 0.1% |
| 167 | Political parties | 1 | 1.714 | 0.2% |
| 168 | No school | 3 | 3.399 | 0.4% |
| 171 | Extremist groups | 2 | 1.991 | 0.2% |
| 174 | Housing issue | 2 | 1.062 | 0.1% |
| 175 | Grave situation at the border | 1 | 0.502 | 0.1% |
| 177 | Drugs sale | 3 | 4.335 | 0.5% |
| 178 | Subsoil waters, floods | 1 | 1.151 | 0.1% |
| 180 | Compatriots societies | 1 | 0.533 | 0.1% |
| 181 | Planting trees | 3 | 4.301 | 0.5% |
| 182 | Energy sector | 1 | 0.533 | 0.1% |
| 185 | International debts | 1 | 0.8 | 0.1% |
| 186 | Power of bourgeoisie | 1 | 0.8 | 0.1% |
| 188 | Overall protectionism | 1 | 0.55 | 0.1% |
| 189 | Strengthening of borders | 2 | 2.249 | 0.3% |
| 193 | Too many universities | 1 | 1.417 | 0.2% |
| 197 | No ideology | 5 | 3 | 0.4% |
| 199 | Poor health/growth of diseases | 1 | 1.694 | 0.2% |
| 200 | Religious | 1 | 1.055 | 0.1% |
| 201 | Border | 1 | 1.998 | 0.2% |
| 203 | NGO unavailable | 1 | 1.602 | 0.2% |
| 204 | Local bureaucrats only window dress | 2 | 1.361 | 0.2% |
| 207 | Single currency in Central Asia | 2 | 1.505 | 0.2% |
| 208 | Many taxes | 1 | 1.312 | 0.2% |
| 209 | Mass-media conceal facts | 1 | 0.258 | 0.0% |
| 211 | To stop lands` sale | 1 | 1.204 | 0.1% |
| 214 | Youth rearing | 2 | 1.992 | 0.2% |
| 217 | Shortage of irrigation water | 1 | 0.961 | 0.1% |

File database_kyr (cont.)

#343 q82p_3: (Q82 Primary, 3rd). In your opinion, what are the three most important problems (cont.)

| Value (cont.) | Label | Cases | Weighted | Percentage (weighted) |
|---------------|--|-------|----------|-----------------------|
| 220 | Privatization | 1 | 0.679 | 0.1% |
| 221 | Unavailability of children`s playing grounds | 1 | 1.226 | 0.1% |
| 223 | Expensive manuals | 1 | 0.817 | 0.1% |
| 225 | Budget | 1 | 0.679 | 0.1% |
| 227 | Maintenance of bus-stops | 1 | 0.817 | 0.1% |
| 231 | A very dull and gloomy city | 1 | 0.8 | 0.1% |
| 234 | Vaccination of animals | 1 | 0.817 | 0.1% |
| 235 | Youth centre | 1 | 1.089 | 0.1% |
| 236 | To solve timely problems of rural inhabitants | 1 | 0.545 | 0.1% |
| 239 | To check people in organs | 2 | 1.621 | 0.2% |
| 240 | Correct distribution of investments | 1 | 0.324 | 0.0% |
| 241 | Natural cataclysms | 1 | 0.534 | 0.1% |
| 245 | Credit | 1 | 0.641 | 0.1% |
| 246 | Amount of accidents is augmenting, as there are many mini bu | 1 | 0.722 | 0.1% |
| 249 | Agrarian policy | 1 | 0.516 | 0.1% |
| 250 | Shortage of vacancies for youth | 1 | 0.674 | 0.1% |
| 251 | To replace the President`s staff | 1 | 1.447 | 0.2% |
| 252 | Preventive anti-drugs measures | 1 | 1.685 | 0.2% |
| 259 | Unfair elections | 1 | 1.355 | 0.2% |
| 262 | Local authorities do not like people | 1 | 1.312 | 0.2% |
| 264 | Deputes do not work | 1 | 1.246 | 0.2% |
| 268 | To outcast suspicious universities | 1 | 0.745 | 0.1% |
| 271 | Youth drugs addiction | 1 | 1.143 | 0.1% |
| Sysmiss | | 663 | 672.533 | |

#344 q82_1: (Q82 Secondary, 1st). In your opinion, what are the three most important problem

| Information | [type=discrete] [format=numeric] [valid=1500] [valid(weighted)=1500] [range=1-99] | | | |
|------------------|---|-------|----------|-----------------------|
| Literal question | In your opinion, what are the three most important problems in Kyrgyzstan today? | | | |
| Security | Public | | | |
| Value | Label | Cases | Weighted | Percentage (weighted) |
| 1 | Unemployment and immigration | 418 | 421.742 | 28.1% |
| 2 | Corruption | 143 | 139.983 | 9.3% |
| 3 | Poverty, inadequate social protection and social inequality | 141 | 140.272 | 9.4% |
| 4 | Issues of development of economy, transport, discontent with | 252 | 249.375 | 16.6% |
| 5 | High prices, low wages and allowances and delay in their pay | 127 | 117.159 | 7.8% |
| 6 | Struggle against criminality, drugs addiction, commercial se | 68 | 70.303 | 4.7% |
| 7 | Discontent with elections, power institutions and law keepin | 82 | 85.755 | 5.7% |
| 8 | Youth and its rearing issues | 43 | 40.5 | 2.7% |

File database_kyr (cont.)

#344 q82_1: (Q82 Secondary, 1st). In your opinion, what are the three most important problem (cont.)

| Value (cont.) | Label | Cases | Weighted | Percentage (weighted) |
|---------------|--|-------|----------|-----------------------|
| 9 | Natural resources and its conditions administration, the env | 26 | 37.972 | 2.5% |
| 10 | Health and public health care issues | 16 | 19.757 | 1.3% |
| 11 | Education and cultures issues | 18 | 17.092 | 1.1% |
| 12 | Agrarian economy - cattle breeding, water and land distribut | 6 | 5.841 | 0.4% |
| 13 | The state of housing and infrastructure - power supply, wate | 23 | 25.497 | 1.7% |
| 14 | Human rights and freedoms infringement | 9 | 8.265 | 0.6% |
| 15 | Borders, relations with other states and national security | 19 | 18.706 | 1.2% |
| 16 | Other | 5 | 5.174 | 0.3% |
| 97 | No problems | 1 | 1.297 | 0.1% |
| 99 | DO NOT KNOW | 103 | 95.31 | 6.4% |

#345 q82_2: (Q82 Secondary, 2nd). In your opinion, what are the three most important problem

| Information | [type=discrete] [format=numeric] [valid=1224] [valid(weighted)=1229.318] [range=1-16] | | | |
|-------------------------|---|-------|----------|-----------------------|
| Literal question | In your opinion, what are the three most important problems in Kyrgyzstan today? | | | |
| Security | Public | | | |
| Value | Label | Cases | Weighted | Percentage (weighted) |
| 1 | Unemployment and immigration | 241 | 236.941 | 19.3% |
| 2 | Corruption | 119 | 120.162 | 9.8% |
| 3 | Poverty, inadequate social protection and social inequality | 133 | 125.801 | 10.2% |
| 4 | Issues of development of economy, transport, discontent with | 145 | 152.081 | 12.4% |
| 5 | High prices, low wages and allowances and delay in their pay | 157 | 158.023 | 12.9% |
| 6 | Struggle against criminality, drugs addiction, commercial se | 121 | 118.173 | 9.6% |
| 7 | Discontent with elections, power institutions and law keepin | 89 | 89.388 | 7.3% |
| 8 | Youth and its rearing issues | 45 | 48.929 | 4.0% |
| 9 | Natural resources and its conditions administration, the env | 34 | 33.733 | 2.7% |
| 10 | Health and public health care issues | 27 | 32.69 | 2.7% |
| 11 | Education and cultures issues | 22 | 22.307 | 1.8% |
| 12 | Agrarian economy - cattle breeding, water and land distribut | 25 | 25.619 | 2.1% |
| 13 | The state of housing and infrastructure - power supply, wate | 26 | 27.044 | 2.2% |
| 14 | Human rights and freedoms infringement | 9 | 8.418 | 0.7% |
| 15 | Borders, relations with other states and national security | 16 | 15.523 | 1.3% |
| 16 | Other | 15 | 14.487 | 1.2% |
| Sysmiss | | 276 | 270.682 | |

File database_kyr (cont.)

#346 q82_3: (Q82 Secondary, 3rd). In your opinion, what are the three most important problem

| Information | [type=discrete] [format=numeric] [valid=667] [valid(weighted)=654.748] [range=1-16] | | | |
|------------------|---|-------|----------|-----------------------|
| Literal question | In your opinion, what are the three most important problems in Kyrgyzstan today? | | | |
| Security | Public | | | |
| Value | Label | Cases | Weighted | Percentage (weighted) |
| 1 | Unemployment and immigration | 72 | 76.775 | 11.7% |
| 2 | Corruption | 104 | 102.379 | 15.6% |
| 3 | Poverty, inadequate social protection and social inequality | 63 | 56.939 | 8.7% |
| 4 | Issues of development of economy, transport, discontent with | 59 | 59.584 | 9.1% |
| 5 | High prices, low wages and allowances and delay in their pay | 74 | 68.756 | 10.5% |
| 6 | Struggle against criminality, drugs addiction, commercial se | 80 | 83.026 | 12.7% |
| 7 | Discontent with elections, power institutions and law keepin | 66 | 65.994 | 10.1% |
| 8 | Youth and its rearing issues | 30 | 27.362 | 4.2% |
| 9 | Natural resources and its conditions administration, the env | 22 | 21.913 | 3.3% |
| 10 | Health and public health care issues | 19 | 16.723 | 2.6% |
| 11 | Education and cultures issues | 24 | 22.322 | 3.4% |
| 12 | Agrarian economy - cattle breeding, water and land distribut | 17 | 16.438 | 2.5% |
| 13 | The state of housing and infrastructure - power supply, wate | 7 | 6.615 | 1.0% |
| 14 | Human rights and freedoms infringement | 10 | 9.269 | 1.4% |
| 15 | Borders, relations with other states and national security | 10 | 11.084 | 1.7% |
| 16 | Other | 10 | 9.568 | 1.5% |
| Sysmiss | | 833 | 845.252 | |

#347 q83: (Q83). How would you describe the current economic situation in Kyrgyzstan?

| Information | [type=discrete] [format=numeric] [valid=1500] [valid(weighted)=1500] [range=1-9] | | | |
|------------------|--|-------|----------|-----------------------|
| Literal question | How would you describe the current economic situation in Kyrgyzstan? | | | |
| Security | Public | | | |
| Value | Label | Cases | Weighted | Percentage (weighted) |
| 1 | Very good | 8 | 7.664 | 0.5% |
| 2 | Somewhat good | 460 | 460.603 | 30.7% |
| 3 | Somewhat bad | 843 | 856.793 | 57.1% |
| 4 | Very bad | 136 | 127.479 | 8.5% |
| 9 | DK/NR | 53 | 47.461 | 3.2% |

#348 q84p: (Q84 Primary). When do you think people in Kyrgyzstan will live better?

| Information | [type=discrete] [format=numeric] [valid=1500] [valid(weighted)=1500] [range=1-65] | | | |
|-------------|---|--|--|--|
|-------------|---|--|--|--|

File database_kyr (cont.)

#348 q84p: (Q84 Primary). When do you think people in Kyrgyzstan will live better? (cont.)

| Literal question | | When do you think people in Kyrgyzstan will live better? | | | |
|------------------|--|--|----------|-----------------------|-------|
| Security | | Public | | | |
| Value | Label | Cases | Weighted | Percentage (weighted) | |
| 1 | People are already living well | 29 | 26.078 | | 1.7% |
| 2 | During 5 years | 164 | 159.387 | | 10.6% |
| 3 | During 10 years | 415 | 433.582 | | 28.9% |
| 4 | During 15 years | 302 | 300.596 | | 20.0% |
| 5 | During 25 years | 205 | 205.143 | | 13.7% |
| 6 | It will happen at least in 50 years | 181 | 179.447 | | 12.0% |
| 7 | I do not believe that life will ever get better/never | 22 | 19.379 | | 1.3% |
| 9 | DO NOT KNOW/NO RESPONSE | 136 | 132.196 | | 8.8% |
| 10 | It depends on people affaires` success | 1 | 0.534 | | 0.0% |
| 13 | After change of regime | 1 | 0.66 | | 0.0% |
| 15 | When another President comes, though it is unlikely to happ | 1 | 1.552 | | 0.1% |
| 17 | When government works better | 3 | 2.568 | | 0.2% |
| 19 | In a far future | 3 | 2.474 | | 0.2% |
| 28 | In 70 years | 1 | 1.073 | | 0.1% |
| 35 | When each works (finds a job) | 3 | 3.266 | | 0.2% |
| 42 | Never | 8 | 5.891 | | 0.4% |
| 46 | There are people who live currently very well, and there are | 1 | 1.309 | | 0.1% |
| 47 | Once in a blue moon, in short - never | 2 | 2.342 | | 0.2% |
| 48 | I want to believe that life will be better | 1 | 1.309 | | 0.1% |
| 49 | When our government is like for instance in Russia | 1 | 0.655 | | 0.0% |
| 50 | Only with one`s own efforts | 1 | 0.99 | | 0.1% |
| 51 | When Akaev is president, nothing will ever change for the be | 1 | 0.66 | | 0.0% |
| 52 | When Akaev leaves | 2 | 3.04 | | 0.2% |
| 53 | When economy is on a high level | 1 | 0.866 | | 0.1% |
| 54 | When there are no unemployed | 1 | 0.534 | | 0.0% |
| 55 | When sponsors are found | 1 | 1.347 | | 0.1% |
| 56 | When they will stop to steal | 1 | 0.76 | | 0.1% |
| 57 | In 75 years | 1 | 2.266 | | 0.2% |
| 58 | When people makes riots and authorities are changed | 1 | 1.552 | | 0.1% |
| 59 | When a patriot of his motherland, who loves his people, will | 2 | 1.749 | | 0.1% |
| 60 | Under market socialism as in China | 1 | 1.94 | | 0.1% |
| 61 | Who knows | 1 | 0.641 | | 0.0% |
| 62 | First of all corruption should be extinguished | 1 | 0.973 | | 0.1% |
| 63 | When state officials start to work honestly | 3 | 1.946 | | 0.1% |
| 64 | When President will arrange everything and corruption disapp | 1 | 0.973 | | 0.1% |
| 65 | When in the White House they will start | 1 | 0.324 | | 0.0% |

File database_kyr (cont.)

#348 q84p: (Q84 Primary). When do you think people in Kyrgyzstan will live better? (cont.)

| Value (cont.) | Label | Cases | Weighted | Percentage (weighted) |
|---------------|--------------------|-------|----------|-----------------------|
| | working for people | | | |

#349 q84: (Q84 Secondary). When do you think people in Kyrgyzstan will live better?

| Information | [type=discrete] [format=numeric] [valid=1500] [valid(weighted)=1500] [range=1-9] | | | |
|-------------------------|--|-------|----------|-----------------------|
| Literal question | When do you think people in Kyrgyzstan will live better? | | | |
| Security | Public | | | |
| Value | Label | Cases | Weighted | Percentage (weighted) |
| 1 | During 10 years | 415 | 433.582 | 28.9% |
| 2 | During 5 years | 164 | 159.387 | 10.6% |
| 3 | During 15 years | 302 | 300.596 | 20.0% |
| 4 | During 25 years | 205 | 205.143 | 13.7% |
| 5 | It will happen at least in 50 years | 183 | 182.786 | 12.2% |
| 6 | People are already living well | 29 | 26.078 | 1.7% |
| 7 | Never | 35 | 30.086 | 2.0% |
| 8 | Do not know | 137 | 132.837 | 8.9% |
| 9 | Other | 30 | 29.504 | 2.0% |

#350 q85_a: (Q85_A). Please rate the quality of healthcare services provided by government o

| Information | [type=discrete] [format=numeric] [valid=1500] [valid(weighted)=1500] [range=1-9] | | | |
|-------------------------|--|-------|----------|-----------------------|
| Literal question | Please rate the quality of healthcare services provided by government of Kyrgyzstan? | | | |
| Security | Public | | | |
| Value | Label | Cases | Weighted | Percentage (weighted) |
| 1 | Very good | 27 | 24.966 | 1.7% |
| 2 | Good | 266 | 278.221 | 18.5% |
| 3 | Fair | 815 | 819.345 | 54.6% |
| 4 | Poor | 318 | 314.916 | 21.0% |
| 5 | Very poor | 63 | 54.06 | 3.6% |
| 9 | DK/NR | 11 | 8.492 | 0.6% |

#351 q85_b: (Q85_B). Please rate the quality of secondary education provided by government o

| Information | [type=discrete] [format=numeric] [valid=1500] [valid(weighted)=1500] [range=1-9] | | | |
|-------------------------|--|-------|----------|-----------------------|
| Literal question | Please rate the quality of secondary education provided by government of Kyrgyzstan? | | | |
| Security | Public | | | |
| Value | Label | Cases | Weighted | Percentage (weighted) |
| 1 | Very good | 19 | 17.156 | 1.1% |
| 2 | Good | 476 | 487.312 | 32.5% |
| 3 | Fair | 735 | 734.192 | 48.9% |
| 4 | Poor | 234 | 231.228 | 15.4% |

File database_kyr (cont.)

#351 q85_b: (Q85_B). Please rate the quality of secondary education provided by government o (cont.)

| Value (cont.) | Label | Cases | Weighted | Percentage (weighted) |
|---------------|-----------|-------|----------|-----------------------|
| 5 | Very poor | 20 | 17.469 | 1.2% |
| 9 | DK/NR | 16 | 12.643 | 0.8% |

#352 q85_c: (Q85_C). Please rate the quality of higher education provided by government of K

| Information | [type=discrete] [format=numeric] [valid=1500] [valid(weighted)=1500] [range=1-9] | | | |
|-------------------------|---|-------|----------|-----------------------|
| Literal question | Please rate the quality of higher education provided by government of Kyrgyzstan? | | | |
| Security | Public | | | |
| Value | Label | Cases | Weighted | Percentage (weighted) |
| 1 | Very good | 42 | 39.901 | 2.7% |
| 2 | Good | 378 | 380.78 | 25.4% |
| 3 | Fair | 616 | 625.562 | 41.7% |
| 4 | Poor | 352 | 347.931 | 23.2% |
| 5 | Very poor | 78 | 75.364 | 5.0% |
| 9 | DK/NR | 34 | 30.461 | 2.0% |

#353 q85_d: (Q85_D). Please rate the quality of pensions provided by government of Kyrgyzsta

| Information | [type=discrete] [format=numeric] [valid=1500] [valid(weighted)=1500] [range=1-9] | | | |
|-------------------------|--|-------|----------|-----------------------|
| Literal question | Please rate the quality of pensions provided by government of Kyrgyzstan? | | | |
| Security | Public | | | |
| Value | Label | Cases | Weighted | Percentage (weighted) |
| 1 | Very good | 22 | 19.913 | 1.3% |
| 2 | Good | 305 | 321.227 | 21.4% |
| 3 | Fair | 632 | 628.64 | 41.9% |
| 4 | Poor | 359 | 355.866 | 23.7% |
| 5 | Very poor | 141 | 135.548 | 9.0% |
| 9 | DK/NR | 41 | 38.807 | 2.6% |

#354 q85_e: (Q85_E). Please rate the quality of solving problems of youth provided by govern

| Information | [type=discrete] [format=numeric] [valid=1500] [valid(weighted)=1500] [range=1-9] | | | |
|-------------------------|--|-------|----------|-----------------------|
| Literal question | Please rate the quality of solving problems of youth provided by government of Kyrgyzstan? | | | |
| Security | Public | | | |
| Value | Label | Cases | Weighted | Percentage (weighted) |
| 1 | Very good | 4 | 3.064 | 0.2% |
| 2 | Good | 98 | 92.518 | 6.2% |
| 3 | Fair | 423 | 425.904 | 28.4% |
| 4 | Poor | 589 | 611.857 | 40.8% |
| 5 | Very poor | 322 | 309.725 | 20.6% |
| 9 | DK/NR | 64 | 56.931 | 3.8% |

File database_kyr (cont.)

#355 q85_f: (Q85_F). Please rate the quality of social assistance and programs provided by g

| Information | [type=discrete] [format=numeric] [valid=1500] [valid(weighted)=1500] [range=1-9] | | | |
|-------------------------|---|-------|----------|-----------------------|
| Literal question | Please rate the quality of social assistance and programs provided by government of Kyrgyzstan? | | | |
| Security | Public | | | |
| Value | Label | Cases | Weighted | Percentage (weighted) |
| 1 | Very good | 21 | 20.512 | 1.4% |
| 2 | Good | 137 | 139.596 | 9.3% |
| 3 | Fair | 551 | 566.307 | 37.8% |
| 4 | Poor | 495 | 495.197 | 33.0% |
| 5 | Very poor | 247 | 227.975 | 15.2% |
| 9 | DK/NR | 49 | 50.412 | 3.4% |

#356 q85_g: (Q85_G). Please rate the quality of protecting the rights of ethnic minorities p

| Information | [type=discrete] [format=numeric] [valid=1500] [valid(weighted)=1500] [range=1-9] | | | |
|-------------------------|---|-------|----------|-----------------------|
| Literal question | Please rate the quality of protecting the rights of ethnic minorities provided by government of Kyrgyzstan? | | | |
| Security | Public | | | |
| Value | Label | Cases | Weighted | Percentage (weighted) |
| 1 | Very good | 88 | 75.125 | 5.0% |
| 2 | Good | 406 | 407.299 | 27.2% |
| 3 | Fair | 601 | 616.391 | 41.1% |
| 4 | Poor | 218 | 223.999 | 14.9% |
| 5 | Very poor | 69 | 66.387 | 4.4% |
| 9 | DK/NR | 118 | 110.801 | 7.4% |

#357 q85_h: (Q85_H). Please rate the quality of maintaining good relations with other Centra






| Information | [type=discrete] [format=numeric] [valid=1500] [valid(weighted)=1500] [range=1-9] | | | |
|-------------------------|--|-------|----------|-----------------------|
| Literal question | Please rate the quality of maintaining good relations with other Central Asian countries provided by government of Kyrgyzstan? | | | |
| Security | Public | | | |
| Value | Label | Cases | Weighted | Percentage (weighted) |
| 1 | Very good | 91 | 85.13 | 5.7% |
| 2 | Good | 502 | 487.504 | 32.5% |
| 3 | Fair | 615 | 644.88 | 43.0% |
| 4 | Poor | 145 | 144.373 | 9.6% |
| 5 | Very poor | 47 | 43.761 | 2.9% |
| 9 | DK/NR | 100 | 94.353 | 6.3% |

#358 q86_a: (Q86_A). How satisfied or dissatisfied you are with security in the country?






| | | | | |
|-------------------------|--|--|--|--|
| Information | [type=discrete] [format=numeric] [valid=1500] [valid(weighted)=1500] [range=1-9] | | | |
| Literal question | How satisfied or dissatisfied you are with security in the country? | | | |

File database_kyr (cont.)






#358 q86_a: (Q86_A). How satisfied or dissatisfied you are with security in the country? (cont.)

| Security | | Public | | |
|----------|-------------------------|--------|----------|---|
| Value | Label | Cases | Weighted | Percentage (weighted) |
| 1 | Completely satisfied | 122 | 116.217 |  7.7% |
| 2 | Fairly satisfied | 811 | 825.927 |  55.1% |
| 3 | Fairly dissatisfied | 407 | 404.079 |  26.9% |
| 4 | Completely dissatisfied | 130 | 126.667 |  8.4% |
| 9 | DK/NR | 30 | 27.11 |  1.8% |





#359 q86_b: (Q86_B). How satisfied or dissatisfied you are with respect of rights of citizen

| Information | | [type=discrete] [format=numeric] [valid=1500] [valid(weighted)=1500] [range=1-9] | | |
|------------------|-------------------------|--|----------|---|
| Literal question | | How satisfied or dissatisfied you are with respect of rights of citizens by authorities? | | |
| Security | | Public | | |
| Value | Label | Cases | Weighted | Percentage (weighted) |
| 1 | Completely satisfied | 97 | 96.668 |  6.4% |
| 2 | Fairly satisfied | 609 | 626.324 |  41.8% |
| 3 | Fairly dissatisfied | 529 | 524.54 |  35.0% |
| 4 | Completely dissatisfied | 218 | 212.097 |  14.1% |
| 9 | DK/NR | 47 | 40.372 |  2.7% |

#360 q86_c: (Q86_C). How satisfied or dissatisfied you are with customs services?

| Information | | [type=discrete] [format=numeric] [valid=1500] [valid(weighted)=1500] [range=1-9] | | |
|------------------|-------------------------|--|----------|---|
| Literal question | | How satisfied or dissatisfied you are with customs services? | | |
| Security | | Public | | |
| Value | Label | Cases | Weighted | Percentage (weighted) |
| 1 | Completely satisfied | 35 | 34.8 |  2.3% |
| 2 | Fairly satisfied | 367 | 375.682 |  25.0% |
| 3 | Fairly dissatisfied | 621 | 622.893 |  41.5% |
| 4 | Completely dissatisfied | 312 | 303.299 |  20.2% |
| 9 | DK/NR | 165 | 163.325 |  10.9% |

#361 q86_d: (Q86_D). How satisfied or dissatisfied you are with border guards?

| Information | | [type=discrete] [format=numeric] [valid=1500] [valid(weighted)=1500] [range=1-9] | | |
|------------------|-------------------------|--|----------|---|
| Literal question | | How satisfied or dissatisfied you are with border guards? | | |
| Security | | Public | | |
| Value | Label | Cases | Weighted | Percentage (weighted) |
| 1 | Completely satisfied | 69 | 71.875 |  4.8% |
| 2 | Fairly satisfied | 365 | 361.591 |  24.1% |
| 3 | Fairly dissatisfied | 545 | 554.903 |  37.0% |
| 4 | Completely dissatisfied | 347 | 337.826 |  22.5% |

File database_kyr (cont.)

#361 q86_d: (Q86_D). How satisfied or dissatisfied you are with border guards? (cont.)

| Value (cont.) | Label | Cases | Weighted | Percentage (weighted) |
|---------------|-------|-------|----------|-----------------------|
| 9 | DK/NR | 174 | 173.804 | 11.6% |

#362 q86_e: (Q86_E). How satisfied or dissatisfied you are with law enforcement officials (p

| Information | [type=discrete] [format=numeric] [valid=1500] [valid(weighted)=1500] [range=1-9] | | | |
|-------------------------|--|-------|----------|-----------------------|
| Literal question | How satisfied or dissatisfied you are with law enforcement officials (police, persecutor, courts)? | | | |
| Security | Public | | | |
| Value | Label | Cases | Weighted | Percentage (weighted) |
| 1 | Completely satisfied | 46 | 50.907 | 3.4% |
| 2 | Fairly satisfied | 360 | 361.422 | 24.1% |
| 3 | Fairly dissatisfied | 610 | 625.136 | 41.7% |
| 4 | Completely dissatisfied | 429 | 412.861 | 27.5% |
| 9 | DK/NR | 55 | 49.674 | 3.3% |

#363 q86_f: (Q86_F). How satisfied or dissatisfied you are with opportunity of citizens to i

| Information | [type=discrete] [format=numeric] [valid=1500] [valid(weighted)=1500] [range=1-9] | | | |
|-------------------------|--|-------|----------|-----------------------|
| Literal question | How satisfied or dissatisfied you are with opportunity of citizens to influence the State power? | | | |
| Security | Public | | | |
| Value | Label | Cases | Weighted | Percentage (weighted) |
| 1 | Completely satisfied | 69 | 78.754 | 5.3% |
| 2 | Fairly satisfied | 505 | 505.82 | 33.7% |
| 3 | Fairly dissatisfied | 530 | 541.554 | 36.1% |
| 4 | Completely dissatisfied | 267 | 255.898 | 17.1% |
| 9 | DK/NR | 129 | 117.973 | 7.9% |

#364 q86_g: (Q86_G). How satisfied or dissatisfied you are with level of political freedoms?

| Information | [type=discrete] [format=numeric] [valid=1500] [valid(weighted)=1500] [range=1-9] | | | |
|-------------------------|--|-------|----------|-----------------------|
| Literal question | How satisfied or dissatisfied you are with level of political freedoms? | | | |
| Security | Public | | | |
| Value | Label | Cases | Weighted | Percentage (weighted) |
| 1 | Completely satisfied | 150 | 155.814 | 10.4% |
| 2 | Fairly satisfied | 591 | 605.722 | 40.4% |
| 3 | Fairly dissatisfied | 443 | 438.822 | 29.3% |
| 4 | Completely dissatisfied | 174 | 169.183 | 11.3% |
| 9 | DK/NR | 142 | 130.459 | 8.7% |

File database_kyr (cont.)**#365 q86_h: (Q86_H). How satisfied or dissatisfied you are with level of independence of the**

| Information | [type=discrete] [format=numeric] [valid=1500] [valid(weighted)=1500] [range=1-9] | | | |
|-------------------------|---|-------|----------|-----------------------|
| Literal question | How satisfied or dissatisfied you are with level of independence of the mass media? | | | |
| Security | Public | | | |
| Value | Label | Cases | Weighted | Percentage (weighted) |
| 1 | Completely satisfied | 154 | 151.339 | 10.1% |
| 2 | Fairly satisfied | 588 | 587.805 | 39.2% |
| 3 | Fairly dissatisfied | 456 | 474.517 | 31.6% |
| 4 | Completely dissatisfied | 174 | 168.523 | 11.2% |
| 9 | DK/NR | 128 | 117.816 | 7.9% |

#366 q87_a: (Q87_A). How fairly does municipality treat you and people like you?

| Information | [type=discrete] [format=numeric] [valid=1500] [valid(weighted)=1500] [range=1-9] | | | |
|-------------------------|--|-------|----------|-----------------------|
| Literal question | How fairly does municipality treat you and people like you? | | | |
| Security | Public | | | |
| Value | Label | Cases | Weighted | Percentage (weighted) |
| 1 | Always fairly | 49 | 47.577 | 3.2% |
| 2 | Mostly fairly | 342 | 342.661 | 22.8% |
| 3 | Sometimes fairly, sometimes not | 686 | 702.586 | 46.8% |
| 4 | Mostly unfairly | 144 | 143.081 | 9.5% |
| 5 | Very unfairly | 32 | 25.947 | 1.7% |
| 9 | DK/NR | 247 | 238.148 | 15.9% |

#367 q87_b: (Q87_B). How fairly does national government treat you and people like you?







| Information | [type=discrete] [format=numeric] [valid=1500] [valid(weighted)=1500] [range=1-9] | | | |
|-------------------------|--|-------|----------|-----------------------|
| Literal question | How fairly does national government treat you and people like you? | | | |
| Security | Public | | | |
| Value | Label | Cases | Weighted | Percentage (weighted) |
| 1 | Always fairly | 33 | 32.68 | 2.2% |
| 2 | Mostly fairly | 350 | 365.074 | 24.3% |
| 3 | Sometimes fairly, sometimes not | 598 | 600.533 | 40.0% |
| 4 | Mostly unfairly | 287 | 280.975 | 18.7% |
| 5 | Very unfairly | 59 | 53.834 | 3.6% |
| 9 | DK/NR | 173 | 166.904 | 11.1% |

#368 q87_c: (Q87_C). How fairly does president administration treat you and people like you?







| | | | | |
|-------------------------|--|--|--|--|
| Information | [type=discrete] [format=numeric] [valid=1500] [valid(weighted)=1500] [range=1-9] | | | |
| Literal question | How fairly does president administration treat you and people like you? | | | |
| Security | Public | | | |

File database_kyr (cont.)







#368 q87_c: (Q87_C). How fairly does president administration treat you and people like you? (cont.)

| Value | Label | Cases | Weighted | Percentage (weighted) |
|-------|---------------------------------|-------|----------|---|
| 1 | Always fairly | 64 | 64.894 |  4.3% |
| 2 | Mostly fairly | 327 | 328.89 |  21.9% |
| 3 | Sometimes fairly, sometimes not | 485 | 490.391 |  32.7% |
| 4 | Mostly unfairly | 228 | 232.578 |  15.5% |
| 5 | Very unfairly | 75 | 71.567 |  4.8% |
| 9 | DK/NR | 321 | 311.68 |  20.8% |


#369 q87_d: (Q87_D). How fairly does block committee treat you and people like you?

| Information | [type=discrete] [format=numeric] [valid=1500] [valid(weighted)=1500] [range=1-9] | | | |
|-------------------------|--|-------|----------|---|
| Literal question | How fairly does block committee treat you and people like you? | | | |
| Security | Public | | | |
| Value | Label | Cases | Weighted | Percentage (weighted) |
| 1 | Always fairly | 149 | 153.223 |  10.2% |
| 2 | Mostly fairly | 492 | 495.27 |  33.0% |
| 3 | Sometimes fairly, sometimes not | 462 | 447.119 |  29.8% |
| 4 | Mostly unfairly | 118 | 115.329 |  7.7% |
| 5 | Very unfairly | 36 | 33.478 |  2.2% |
| 9 | DK/NR | 243 | 255.581 |  17.0% |

#370 q87_e: (Q87_E). How fairly do heads of village council treat you and people like you?

| Information | [type=discrete] [format=numeric] [valid=1009] [valid(weighted)=1009] [range=1-9] | | | |
|-------------------------|--|-------|----------|---|
| Literal question | How fairly do heads of village council treat you and people like you? | | | |
| Security | Public | | | |
| Value | Label | Cases | Weighted | Percentage (weighted) |
| 1 | Always fairly | 110 | 121.256 |  12.0% |
| 2 | Mostly fairly | 374 | 366.289 |  36.3% |
| 3 | Sometimes fairly, sometimes not | 356 | 362.875 |  36.0% |
| 4 | Mostly unfairly | 100 | 95.671 |  9.5% |
| 5 | Very unfairly | 26 | 21.761 |  2.2% |
| 9 | DK/NR | 43 | 41.148 |  4.1% |
| Sysmiss | | 491 | 491 | |

#371 q87_f: (Q87_F). How fairly does militia staff treat you and people like you?

| Information | [type=discrete] [format=numeric] [valid=1500] [valid(weighted)=1500] [range=1-9] | | | |
|-------------------------|--|-------|----------|--|
| Literal question | How fairly does militia staff treat you and people like you? | | | |
| Security | Public | | | |
| Value | Label | Cases | Weighted | Percentage (weighted) |
| 1 | Always fairly | 29 | 28.359 |  1.9% |

File database_kyr (cont.)

#371 q87_f: (Q87_F). How fairly does militia staff treat you and people like you? (cont.)

| Value (cont.) | Label | Cases | Weighted | Percentage (weighted) |
|---------------|---------------------------------|-------|----------|-----------------------|
| 2 | Mostly fairly | 167 | 165.648 | 11.0% |
| 3 | Sometimes fairly, sometimes not | 632 | 643.943 | 42.9% |
| 4 | Mostly unfairly | 445 | 439.416 | 29.3% |
| 5 | Very unfairly | 165 | 166.56 | 11.1% |
| 9 | DK/NR | 62 | 56.074 | 3.7% |

#372 q87_g: (Q87_G). How fairly do courts treat you and people like you?

| Information | [type=discrete] [format=numeric] [valid=1500] [valid(weighted)=1500] [range=1-9] | | | |
|-------------------------|--|-------|----------|-----------------------|
| Literal question | How fairly do courts treat you and people like you? | | | |
| Security | Public | | | |
| Value | Label | Cases | Weighted | Percentage (weighted) |
| 1 | Always fairly | 19 | 21.846 | 1.5% |
| 2 | Mostly fairly | 157 | 166.312 | 11.1% |
| 3 | Sometimes fairly, sometimes not | 570 | 574.862 | 38.3% |
| 4 | Mostly unfairly | 468 | 454.313 | 30.3% |
| 5 | Very unfairly | 169 | 170.134 | 11.3% |
| 9 | DK/NR | 117 | 112.533 | 7.5% |

#373 q87_h: (Q87_H). How fairly do tax authorities treat you and people like you?

| Information | [type=discrete] [format=numeric] [valid=1500] [valid(weighted)=1500] [range=1-9] | | | |
|-------------------------|--|-------|----------|-----------------------|
| Literal question | How fairly do tax authorities treat you and people like you? | | | |
| Security | Public | | | |
| Value | Label | Cases | Weighted | Percentage (weighted) |
| 1 | Always fairly | 32 | 36.838 | 2.5% |
| 2 | Mostly fairly | 245 | 254.259 | 17.0% |
| 3 | Sometimes fairly, sometimes not | 575 | 567.456 | 37.8% |
| 4 | Mostly unfairly | 400 | 403.375 | 26.9% |
| 5 | Very unfairly | 107 | 100.345 | 6.7% |
| 9 | DK/NR | 141 | 137.727 | 9.2% |

#374 q87_i: (Q87_I). How fairly do clergy (of mosques and churches) treat you and people like you?

| Information | [type=discrete] [format=numeric] [valid=1500] [valid(weighted)=1500] [range=1-9] | | | |
|-------------------------|--|-------|----------|-----------------------|
| Literal question | How fairly do clergy (of mosques and churches) treat you and people like you? | | | |
| Security | Public | | | |
| Value | Label | Cases | Weighted | Percentage (weighted) |
| 1 | Always fairly | 329 | 341.759 | 22.8% |
| 2 | Mostly fairly | 672 | 664.594 | 44.3% |
| 3 | Sometimes fairly, sometimes not | 243 | 239.668 | 16.0% |

File database_kyr (cont.)

#374 q87_i: (Q87_I). How fairly do clergy (of mosques and churches) treat you and people lik (cont.)

| Value (cont.) | Label | Cases | Weighted | Percentage (weighted) |
|---------------|-----------------|-------|----------|-----------------------|
| 4 | Mostly unfairly | 74 | 78.484 | 5.2% |
| 5 | Very unfairly | 29 | 28.032 | 1.9% |
| 9 | DK/NR | 153 | 147.464 | 9.8% |

#375 q88: (Q88). In your opinion, how serious is the level of corruption in Kyrgyzstan?

| Information | [type=discrete] [format=numeric] [valid=1500] [valid(weighted)=1500] [range=1-9] | | | |
|-------------------------|--|-------|----------|-----------------------|
| Literal question | In your opinion, how serious is the level of corruption in Kyrgyzstan? | | | |
| Security | Public | | | |
| Value | Label | Cases | Weighted | Percentage (weighted) |
| 1 | Very serious | 586 | 556.455 | 37.1% |
| 2 | Somewhat serious | 574 | 603.793 | 40.3% |
| 3 | Not too serious | 247 | 246.744 | 16.4% |
| 4 | Not a problem at all | 24 | 22.986 | 1.5% |
| 9 | DK/NR | 69 | 70.021 | 4.7% |

#376 q89_a: (Q89_A). How much corruption you think there is among staff of the courts?

| Information | [type=discrete] [format=numeric] [valid=1500] [valid(weighted)=1500] [range=1-9] | | | |
|-------------------------|--|-------|----------|-----------------------|
| Literal question | How much corruption you think there is among staff of the courts? | | | |
| Security | Public | | | |
| Value | Label | Cases | Weighted | Percentage (weighted) |
| 1 | Great deal | 521 | 512.282 | 34.2% |
| 2 | Fair amount | 576 | 584.423 | 39.0% |
| 3 | Not very much | 311 | 314.528 | 21.0% |
| 4 | None | 17 | 17.863 | 1.2% |
| 9 | DK/NR | 75 | 70.904 | 4.7% |

#377 q89_b: (Q89_B). How much corruption you think there is among staff of the militia?

| Information | [type=discrete] [format=numeric] [valid=1500] [valid(weighted)=1500] [range=1-9] | | | |
|-------------------------|--|-------|----------|-----------------------|
| Literal question | How much corruption you think there is among staff of the militia? | | | |
| Security | Public | | | |
| Value | Label | Cases | Weighted | Percentage (weighted) |
| 1 | Great deal | 572 | 574.336 | 38.3% |
| 2 | Fair amount | 566 | 565.22 | 37.7% |
| 3 | Not very much | 285 | 289.882 | 19.3% |
| 4 | None | 19 | 19.373 | 1.3% |
| 9 | DK/NR | 58 | 51.189 | 3.4% |

File database_kyr (cont.)

#378 q89_c: (Q89_C). How much corruption you think there is among clergy of mosques and chur

| Information | [type=discrete] [format=numeric] [valid=1500] [valid(weighted)=1500] [range=1-9] | | | |
|-------------------------|--|-------|----------|-----------------------|
| Literal question | How much corruption you think there is among clergy of mosques and churches? | | | |
| Security | Public | | | |
| Value | Label | Cases | Weighted | Percentage (weighted) |
| 1 | Great deal | 86 | 89.629 | 6.0% |
| 2 | Fair amount | 229 | 221.457 | 14.8% |
| 3 | Not very much | 391 | 391.473 | 26.1% |
| 4 | None | 620 | 630.077 | 42.0% |
| 9 | DK/NR | 174 | 167.365 | 11.2% |

#379 q89_d: (Q89_D). How much corruption you think there is among staff of healthcare instit

| Information | [type=discrete] [format=numeric] [valid=1500] [valid(weighted)=1500] [range=1-9] | | | |
|-------------------------|--|-------|----------|-----------------------|
| Literal question | How much corruption you think there is among staff of healthcare institutions? | | | |
| Security | Public | | | |
| Value | Label | Cases | Weighted | Percentage (weighted) |
| 1 | Great deal | 213 | 189.723 | 12.6% |
| 2 | Fair amount | 522 | 527.458 | 35.2% |
| 3 | Not very much | 627 | 654.502 | 43.6% |
| 4 | None | 63 | 56.057 | 3.7% |
| 9 | DK/NR | 75 | 72.26 | 4.8% |

#380 q89_e: (Q89_E). How much corruption you think there is among staff of universities and

| Information | [type=discrete] [format=numeric] [valid=1500] [valid(weighted)=1500] [range=1-9] | | | |
|-------------------------|--|-------|----------|-----------------------|
| Literal question | How much corruption you think there is among staff of universities and other institutions of higher education? | | | |
| Security | Public | | | |
| Value | Label | Cases | Weighted | Percentage (weighted) |
| 1 | Great deal | 372 | 362.34 | 24.2% |
| 2 | Fair amount | 595 | 600.315 | 40.0% |
| 3 | Not very much | 404 | 417.275 | 27.8% |
| 4 | None | 58 | 52.521 | 3.5% |
| 9 | DK/NR | 71 | 67.549 | 4.5% |

#381 q89_f: (Q89_F). How much corruption you think there is among staff of secondary schools

| Information | [type=discrete] [format=numeric] [valid=1500] [valid(weighted)=1500] [range=1-9] | | | |
|-------------------------|--|-------|----------|-----------------------|
| Literal question | How much corruption you think there is among staff of secondary schools? | | | |
| Security | Public | | | |
| Value | Label | Cases | Weighted | Percentage (weighted) |
| 1 | Great deal | 74 | 75.79 | 5.1% |

File database_kyr (cont.)**#381 q89_f: (Q89_F). How much corruption you think there is among staff of secondary schools** (cont.)

| Value (cont.) | Label | Cases | Weighted | Percentage (weighted) |
|---------------|---------------|-------|----------|-----------------------|
| 2 | Fair amount | 339 | 341.409 | 22.8% |
| 3 | Not very much | 618 | 639.5 | 42.6% |
| 4 | None | 377 | 358.479 | 23.9% |
| 9 | DK/NR | 92 | 84.822 | 5.7% |

#382 q89_g: (Q89_G). How much corruption you think there is among staff of local government

| Information | [type=discrete] [format=numeric] [valid=1500] [valid(weighted)=1500] [range=1-9] | | | |
|-------------------------|--|-------|----------|-----------------------|
| Literal question | How much corruption you think there is among staff of local government (akimat)? | | | |
| Security | Public | | | |
| Value | Label | Cases | Weighted | Percentage (weighted) |
| 1 | Great deal | 212 | 223.605 | 14.9% |
| 2 | Fair amount | 561 | 571.485 | 38.1% |
| 3 | Not very much | 483 | 476.294 | 31.8% |
| 4 | None | 51 | 50.49 | 3.4% |
| 9 | DK/NR | 193 | 178.126 | 11.9% |

#383 q89_h: (Q89_H). How much corruption you think there is among staff of national governme

| Information | [type=discrete] [format=numeric] [valid=1500] [valid(weighted)=1500] [range=1-9] | | | |
|-------------------------|--|-------|----------|-----------------------|
| Literal question | How much corruption you think there is among staff of national government? | | | |
| Security | Public | | | |
| Value | Label | Cases | Weighted | Percentage (weighted) |
| 1 | Great deal | 387 | 394.818 | 26.3% |
| 2 | Fair amount | 594 | 603.147 | 40.2% |
| 3 | Not very much | 354 | 344.631 | 23.0% |
| 4 | None | 44 | 42.478 | 2.8% |
| 9 | DK/NR | 121 | 114.926 | 7.7% |

#384 q89_i: (Q89_I). How much corruption you think there is among staff of block committee?

| Information | [type=discrete] [format=numeric] [valid=1500] [valid(weighted)=1500] [range=1-9] | | | |
|-------------------------|--|-------|----------|-----------------------|
| Literal question | How much corruption you think there is among staff of block committee? | | | |
| Security | Public | | | |
| Value | Label | Cases | Weighted | Percentage (weighted) |
| 1 | Great deal | 107 | 104.985 | 7.0% |
| 2 | Fair amount | 361 | 383.773 | 25.6% |
| 3 | Not very much | 618 | 615.779 | 41.1% |
| 4 | None | 248 | 240.966 | 16.1% |
| 9 | DK/NR | 166 | 154.496 | 10.3% |

File database_kyr (cont.)

#385 q89_j: (Q89_J). How much corruption you think there is among staff of passport and regi

| Information | [type=discrete] [format=numeric] [valid=1500] [valid(weighted)=1500] [range=1-9] | | | |
|-------------------------|--|-------|----------|-----------------------|
| Literal question | How much corruption you think there is among staff of passport and registration offices? | | | |
| Security | Public | | | |
| Value | Label | Cases | Weighted | Percentage (weighted) |
| 1 | Great deal | 447 | 447.085 | 29.8% |
| 2 | Fair amount | 532 | 545.689 | 36.4% |
| 3 | Not very much | 336 | 327.329 | 21.8% |
| 4 | None | 80 | 80.442 | 5.4% |
| 9 | DK/NR | 105 | 99.455 | 6.6% |

#386 q90: (Q90). What role do you think Islam plays in the political life of Kyrgyzstan?

| Information | [type=discrete] [format=numeric] [valid=1500] [valid(weighted)=1500] [range=1-9] | | | |
|-------------------------|--|-------|----------|-----------------------|
| Literal question | What role do you think Islam plays in the political life of Kyrgyzstan? | | | |
| Security | Public | | | |
| Value | Label | Cases | Weighted | Percentage (weighted) |
| 1 | A very important role | 119 | 114.081 | 7.6% |
| 2 | A somewhat important role | 542 | 560.825 | 37.4% |
| 3 | A small role | 615 | 612.852 | 40.9% |
| 4 | No role at all | 158 | 150.683 | 10.0% |
| 9 | DK/NR | 66 | 61.559 | 4.1% |

#387 q91: (Q91). What role do you think Islam should play in the political life of Kyrgyz

| Information | [type=discrete] [format=numeric] [valid=1500] [valid(weighted)=1500] [range=1-9] | | | |
|-------------------------|--|-------|----------|-----------------------|
| Literal question | What role do you think Islam should play in the political life of Kyrgyzstan? | | | |
| Security | Public | | | |
| Value | Label | Cases | Weighted | Percentage (weighted) |
| 1 | A very important role | 245 | 245.018 | 16.3% |
| 2 | A somewhat important role | 437 | 439.793 | 29.3% |
| 3 | A small role | 424 | 428.875 | 28.6% |
| 4 | No role at all | 329 | 322.467 | 21.5% |
| 9 | DK/NR | 65 | 63.847 | 4.3% |

#388 q92p: (Q92 Primary). What is your religion?

| Information | [type=discrete] [format=numeric] [valid=1500] [valid(weighted)=1500] [range=1-12] | | | |
|-------------------------|---|-------|----------|-----------------------|
| Literal question | What is your religion? | | | |
| Security | Public | | | |
| Value | Label | Cases | Weighted | Percentage (weighted) |
| 1 | Islam / Mohammedanism | 1249 | 1260.99 | 84.1% |

File database_kyr (cont.)#388 **q92p: (Q92 Primary). What is your religion?** (cont.)

| Value (cont.) | Label | Cases | Weighted | Percentage (weighted) |
|---------------|-------------------------|-------|----------|-----------------------|
| 2 | Orthodoxy | 63 | 57.338 | 3.8% |
| 3 | Christianity | 89 | 83.035 | 5.5% |
| 5 | Korean Christian | 1 | 1.226 | 0.1% |
| 8 | No religion/atheist | 80 | 81.08 | 5.4% |
| 9 | DO NOT KNOW/NO RESPONSE | 16 | 13.6 | 0.9% |
| 11 | Baptism | 1 | 0.79 | 0.1% |
| 12 | Jehovah's Witnesses | 1 | 1.94 | 0.1% |

#389 **q92: (Q92 Secondary). What is your religion?**

| Information | [type=discrete] [format=numeric] [valid=1500] [valid(weighted)=1500] [range=1-9] | | | |
|-------------------------|--|-------|----------|-----------------------|
| Literal question | What is your religion? | | | |
| Security | Public | | | |
| Value | Label | Cases | Weighted | Percentage (weighted) |
| 1 | Islam / Mohammedanism | 1249 | 1260.99 | 84.1% |
| 2 | Orthodoxy | 63 | 57.338 | 3.8% |
| 3 | Other Christianity | 92 | 86.991 | 5.8% |
| 4 | No religion/atheist | 80 | 81.08 | 5.4% |
| 9 | DK/NR | 16 | 13.6 | 0.9% |

#390 **q93: (Q93). How many times a day do you pray?**

| Information | [type=discrete] [format=numeric] [valid=302] [valid(weighted)=301.501] [range=1-10] | | | |
|-------------------------|---|-------|----------|-----------------------|
| Literal question | How many times a day do you pray? | | | |
| Security | Public | | | |
| Value | Label | Cases | Weighted | Percentage (weighted) |
| 1 | | 84 | 77.847 | 25.8% |
| 2 | | 20 | 20.217 | 6.7% |
| 3 | | 6 | 3.966 | 1.3% |
| 4 | | 2 | 1.355 | 0.4% |
| 5 | | 187 | 194.103 | 64.4% |
| 6 | | 2 | 3.295 | 1.1% |
| 7 | NEVER | 0 | 0 | 0.0% |
| 8 | LESS THAN ONCE A DAY (ON HOLIDAYS, ON RAMAZAN) | 0 | 0 | 0.0% |
| 9 | DK/NR | 0 | 0 | 0.0% |
| 10 | | 1 | 0.718 | 0.2% |
| Sysmiss | | 1198 | 1198.499 | |

#391 **q94: (Q94). Do you know what jihad means in Islam?**

| | | | | |
|--------------------|---|--|--|--|
| Information | [type=discrete] [format=numeric] [valid=1249] [valid(weighted)=1260.99] [range=1-9] | | | |
|--------------------|---|--|--|--|

File database_kyr (cont.)#391 **q94: (Q94). Do you know what jihad means in Islam?** (cont.)

| | | | | |
|-------------------------|--|--------------|-----------------|------------------------------|
| Literal question | Do you know what jihad means in Islam? | | | |
| Security | Public | | | |
| Value | Label | Cases | Weighted | Percentage (weighted) |
| 1 | Yes | 338 | 346.059 | 27.4% |
| 2 | No | 853 | 856.98 | 68.0% |
| 9 | DK/NR | 58 | 57.951 | 4.6% |
| Sysmiss | | 251 | 239.01 | |

#392 **q95p: (Q95 Primary). Some people say that jihad is a fight of a Muslim with the devil**

| | | | | |
|-------------------------|---|--------------|-----------------|------------------------------|
| Information | [type=discrete] [format=numeric] [valid=338] [valid(weighted)=346.059] [range=1-47] | | | |
| Literal question | Some people say that jihad is a fight of a Muslim with the devil inside oneself, others say that it is a fight of a Muslim with non-Muslims. Which point of you do you share? | | | |
| Security | Public | | | |
| Value | Label | Cases | Weighted | Percentage (weighted) |
| 1 | It's a struggle of a Muslim with the Satan in itself | 81 | 78.063 | 22.6% |
| 2 | It's a struggle of a Muslim with the unfaithful | 181 | 193.31 | 55.9% |
| 3 | BOTH VIEWPOINTS ARE SIMILARLY CLOSE | 59 | 58.664 | 17.0% |
| 9 | DO NOT KNOW/NO RESPONSE | 4 | 2.993 | 0.9% |
| 11 | War | 3 | 3.43 | 1.0% |
| 24 | Criminality | 3 | 2.711 | 0.8% |
| 31 | This concept is not typical for Muslims | 1 | 0.903 | 0.3% |
| 42 | A war of Muslim terrorists with ordinary people | 1 | 1.143 | 0.3% |
| 43 | A sacred war with Christians | 1 | 1.524 | 0.4% |
| 44 | Protection of one's religion | 1 | 1.122 | 0.3% |
| 45 | It's a war declaration | 1 | 0.545 | 0.2% |
| 46 | They are people in masks | 1 | 0.678 | 0.2% |
| 47 | The just Islam | 1 | 0.973 | 0.3% |
| Sysmiss | | 1162 | 1153.941 | |

#393 **q95: (Q95 Secondary). Some people say that jihad is a fight of a Muslim with the devi**

| | | | | |
|-------------------------|---|--------------|-----------------|------------------------------|
| Information | [type=discrete] [format=numeric] [valid=338] [valid(weighted)=346.059] [range=1-9] | | | |
| Literal question | Some people say that jihad is a fight of a Muslim with the devil inside oneself, others say that it is a fight of a Muslim with non-Muslims. Which point of you do you share? | | | |
| Security | Public | | | |
| Value | Label | Cases | Weighted | Percentage (weighted) |
| 1 | It's a struggle of a Muslim with the Satan in itself | 81 | 78.063 | 22.6% |
| 2 | It's a struggle of a Muslim with the unfaithful | 181 | 193.31 | 55.9% |
| 3 | BOTH VIEWPOINTS ARE SIMILARLY CLOSE | 59 | 58.664 | 17.0% |

File database_kyr (cont.)#393 **q95: (Q95 Secondary). Some people say that jihad is a fight of a Muslim with the devi** (cont.)

| Value (cont.) | Label | Cases | Weighted | Percentage (weighted) |
|---------------|------------------------|-------|----------|-----------------------|
| 4 | A justified violence | 3 | 3.619 | 1.0% |
| 5 | A disapproved violence | 4 | 3.854 | 1.1% |
| 6 | Other | 6 | 5.555 | 1.6% |
| 9 | DK/NR | 4 | 2.993 | 0.9% |
| Sysmiss | | 1162 | 1153.941 | |

#394 **q96: (Q96). Are you currently employed?**

| Information | [type=discrete] [format=numeric] [valid=1500] [valid(weighted)=1500] [range=1-2] | | | |
|-------------------------|--|-------|----------|-----------------------|
| Literal question | Are you currently employed? | | | |
| Security | Public | | | |
| Value | Label | Cases | Weighted | Percentage (weighted) |
| 1 | Yes | 694 | 682.935 | 45.5% |
| 2 | No | 806 | 817.065 | 54.5% |

#395 **q97p: (Q97 Primary). If unemployed, what is your current status?**

| Information | [type=discrete] [format=numeric] [valid=806] [valid(weighted)=817.065] [range=1-99] | | | |
|-------------------------|---|-------|----------|-----------------------|
| Literal question | If unemployed, what is your current status? | | | |
| Security | Public | | | |
| Value | Label | Cases | Weighted | Percentage (weighted) |
| 1 | Student, pupil of vocational school/school | 89 | 100.395 | 12.3% |
| 2 | Non-working pensioner or disabled | 164 | 152.758 | 18.7% |
| 3 | Housewife or I am in maternity leave | 128 | 127.431 | 15.6% |
| 4 | I am temporarily unemployed and look for job | 211 | 217.4 | 26.6% |
| 5 | I am temporarily unemployed and do not look for job | 198 | 203.79 | 24.9% |
| 6 | I have been out of job for 5 months, as I have broken an arm | 1 | 1.181 | 0.1% |
| 20 | At one's own land plot | 4 | 4.403 | 0.5% |
| 21 | Seller | 1 | 1.292 | 0.2% |
| 22 | Dekhan in farming | 5 | 4.081 | 0.5% |
| 99 | DO NOT KNOW/NO RESPONSE | 5 | 4.334 | 0.5% |
| Sysmiss | | 694 | 682.935 | |

#396 **q97: (Q97 Secondary). If unemployed, what is your current status?**

| | | | | |
|-------------------------|---|--|--|--|
| Information | [type=discrete] [format=numeric] [valid=806] [valid(weighted)=817.065] [range=1-99] | | | |
| Literal question | If unemployed, what is your current status? | | | |
| Security | Public | | | |

File database_kyr (cont.)

#396 q97: (Q97 Secondary). If unemployed, what is your current status? (cont.)

| Value | Label | Cases | Weighted | Percentage (weighted) |
|---------|---|-------|----------|-----------------------|
| 1 | Student, pupil of vocational school/school | 89 | 100.395 | 12.3% |
| 2 | Non-working pensioner or disabled | 165 | 153.939 | 18.8% |
| 3 | Housewife or I am in maternity leave | 326 | 331.221 | 40.5% |
| 4 | I am temporarily unemployed and look for job | 211 | 217.4 | 26.6% |
| 5 | I am temporarily unemployed and do not look for job | 10 | 9.776 | 1.2% |
| 99 | DO NOT KNOW/NO RESPONSE | 5 | 4.334 | 0.5% |
| Sysmiss | | 694 | 682.935 | |

#397 q98p: (Q98 Primary). Which category on this card describes your position on your main

| Information | [type=discrete] [format=numeric] [valid=694] [valid(weighted)=682.935] [range=1-99] | | | |
|------------------|---|-------|----------|-----------------------|
| Literal question | Which category on this card describes your position on your main job? | | | |
| Security | Public | | | |
| Value | Label | Cases | Weighted | Percentage (weighted) |
| 1 | Independent entrepreneur | 119 | 121.1 | 17.7% |
| 2 | Chief of enterprise, organization | 30 | 25.798 | 3.8% |
| 3 | Farmer/dekhkan | 152 | 146.945 | 21.5% |
| 4 | Specialist/employee with higher education | 136 | 137.061 | 20.1% |
| 5 | Specialist/employee with secondary or secondary vocational e | 98 | 96.193 | 14.1% |
| 6 | Worker, works superintendent, team leader | 108 | 106.899 | 15.7% |
| 7 | Military, Ministry of Interior Affairs, Prosecuting office, | 7 | 7.749 | 1.1% |
| 10 | Driver (taxi driver) | 1 | 1.028 | 0.2% |
| 18 | Hired labour power | 2 | 1.224 | 0.2% |
| 28 | Seller at market | 4 | 2.906 | 0.4% |
| 30 | Mardiker | 1 | 1.552 | 0.2% |
| 35 | Seamstress | 1 | 1.181 | 0.2% |
| 39 | Trade | 2 | 1.524 | 0.2% |
| 40 | Businessman | 2 | 1.869 | 0.3% |
| 41 | Guard | 3 | 2.652 | 0.4% |
| 42 | Distributor | 2 | 2.362 | 0.3% |
| 43 | Waitress | 4 | 2.928 | 0.4% |
| 44 | Electrician | 2 | 1.996 | 0.3% |
| 45 | Mechanic | 1 | 0.686 | 0.1% |
| 46 | Duty controller | 1 | 1.552 | 0.2% |
| 47 | Taxi driver | 1 | 0.8 | 0.1% |
| 48 | Controller | 1 | 0.973 | 0.1% |
| 99 | DO NOT KNOW/NO RESPONSE | 16 | 15.956 | 2.3% |
| Sysmiss | | 806 | 817.065 | |

File database_kyr (cont.)

#398 q98: (Q98 Secondary). Which category on this card describes your position on your mai

| Information | [type=discrete] [format=numeric] [valid=694] [valid(weighted)=682.935] [range=1-9] | | | |
|-------------------------|--|-------|----------|-----------------------|
| Literal question | Which category on this card describes your position on your main job? | | | |
| Security | Public | | | |
| Value | Label | Cases | Weighted | Percentage (weighted) |
| 1 | Independent entrepreneur | 121 | 122.969 | 18.0% |
| 2 | Chief of enterprise, organization, businessman | 30 | 25.798 | 3.8% |
| 3 | Farmer/dekhkan | 152 | 146.945 | 21.5% |
| 4 | Specialist/employee with higher education | 136 | 137.061 | 20.1% |
| 5 | Specialist/employee with secondary or secondary vocational e | 99 | 97.166 | 14.2% |
| 6 | Worker (qualified and non-qualified), works superintendent, | 133 | 129.289 | 18.9% |
| 7 | Military, Ministry of Interior Affairs, Prosecuting office, | 7 | 7.749 | 1.1% |
| 9 | DK/NR | 16 | 15.956 | 2.3% |
| Sysmiss | | 806 | 817.065 | |

#399 q99: (Q99). Which one statement best characterizes the situation in your household?

| Information | [type=discrete] [format=numeric] [valid=1500] [valid(weighted)=1500] [range=1-9] | | | |
|-------------------------|--|-------|----------|-----------------------|
| Literal question | Which one statement best characterizes the situation in your household? | | | |
| Security | Public | | | |
| Value | Label | Cases | Weighted | Percentage (weighted) |
| 1 | Difficult to provide the family with basic food | 94 | 86.424 | 5.8% |
| 2 | Manage to provide basic food but find it difficult to pay ut | 342 | 326.495 | 21.8% |
| 3 | Can afford required foods, clothes and pay utility bills, bu | 629 | 643.887 | 42.9% |
| 4 | We can afford to buy a TV or refrigerator, but cannot afford | 380 | 389.395 | 26.0% |
| 5 | Can buy a car, a new house or travel to another country, etc | 38 | 37.838 | 2.5% |
| 9 | DK/NR | 17 | 15.96 | 1.1% |

#400 q100p_1: (Q100 Primary, 1st). Name please three main sources of income for your household

| Information | [type=discrete] [format=numeric] [valid=1500] [valid(weighted)=1500] [range=1-99] | | | |
|-------------------------|---|-------|----------|-----------------------|
| Literal question | Name please three main sources of income for your household. | | | |
| Security | Public | | | |
| Value | Label | Cases | Weighted | Percentage (weighted) |
| 1 | Wages | 687 | 708.573 | 47.2% |
| 2 | Payment in cash or in kind for rent (land, machinery, equipm | 63 | 68.671 | 4.6% |
| 3 | Any plot of land, but not a farm | 230 | 228.692 | 15.2% |

File database_kyr (cont.)

#400 q100p_1: (Q100 Primary, 1st). Name please three main sources of income for your household (cont.)

| Value (cont.) | Label | Cases | Weighted | Percentage (weighted) |
|---------------|--|-------|----------|-----------------------|
| 4 | Private enterprise | 115 | 113.83 | 7.6% |
| 5 | Dekhkan farming | 228 | 233.376 | 15.6% |
| 6 | Pensions | 96 | 72.825 | 4.9% |
| 7 | Unemployment benefit | 12 | 12.336 | 0.8% |
| 8 | Social assistance, other allowances | 3 | 1.793 | 0.1% |
| 9 | Aid from relatives residing in Kyrgyzstan in cash and in kin | 14 | 13.256 | 0.9% |
| 10 | Aid from relatives residing outside Kyrgyzstan in cash and i | 10 | 7.382 | 0.5% |
| 13 | As a driver/chauffeur (individual labour) | 3 | 3.652 | 0.2% |
| 17 | Private construction work | 1 | 0.593 | 0.0% |
| 18 | Seller at a market | 1 | 1.506 | 0.1% |
| 20 | Trade | 2 | 1.492 | 0.1% |
| 54 | Owing to business | 6 | 5.017 | 0.3% |
| 67 | Private business | 4 | 2.887 | 0.2% |
| 69 | Works as a mechanic | 1 | 0.686 | 0.0% |
| 70 | Equipment repair | 1 | 1.028 | 0.1% |
| 73 | Parents help me | 2 | 2.372 | 0.2% |
| 99 | DO NOT KNOW/NO RESPONSE | 21 | 20.033 | 1.3% |

#401 q100p_2: (Q100 Primary, 2nd). Name please three main sources of income for your household

| Information | [type=discrete] [format=numeric] [valid=784] [valid(weighted)=807.434] [range=2-72] | | | |
|-------------------------|---|-------|----------|-----------------------|
| Literal question | Name please three main sources of income for your household. | | | |
| Security | Public | | | |
| Value | Label | Cases | Weighted | Percentage (weighted) |
| 2 | Payment in cash or in kind for rent (land, machinery, equipm | 35 | 35.483 | 4.4% |
| 3 | Any plot of land, but not a farm | 165 | 170.919 | 21.2% |
| 4 | Private enterprise | 104 | 113.464 | 14.1% |
| 5 | Dekhkan farming | 145 | 148.944 | 18.4% |
| 6 | Pensions | 167 | 183.229 | 22.7% |
| 7 | Unemployment benefit | 20 | 21.468 | 2.7% |
| 8 | Social assistance, other allowances | 32 | 30.424 | 3.8% |
| 9 | Aid from relatives residing in Kyrgyzstan in cash and in kin | 61 | 56.328 | 7.0% |
| 10 | Aid from relatives residing outside Kyrgyzstan in cash and i | 33 | 30.025 | 3.7% |
| 18 | Seller at a market | 1 | 1.114 | 0.1% |
| 19 | Stipend | 3 | 2.674 | 0.3% |
| 20 | Trade | 1 | 0.742 | 0.1% |
| 36 | Additional earnings | 1 | 0.275 | 0.0% |
| 37 | Occasional earnings | 4 | 3.54 | 0.4% |
| 40 | Sometimes I have additional earnings | 1 | 0.686 | 0.1% |

File database_kyr (cont.)**#401 q100p_2: (Q100 Primary, 2nd). Name please three main sources of income for your household** (cont.)

| Value (cont.) | Label | Cases | Weighted | Percentage (weighted) |
|---------------|--|-------|----------|-----------------------|
| 54 | Owing to business | 4 | 2.988 | 0.4% |
| 65 | Trade abroad | 1 | 1.494 | 0.2% |
| 67 | Private business | 3 | 1.732 | 0.2% |
| 68 | Allowance | 1 | 0.534 | 0.1% |
| 71 | I dig graves on a cemetery | 1 | 0.767 | 0.1% |
| 72 | I sell benzene and diesel fuel at home | 1 | 0.602 | 0.1% |
| Sysmiss | | 716 | 692.566 | |

#402 q100p_3: (Q100 Primary, 3rd). Name please three main sources of income for your household

| Information | [type=discrete] [format=numeric] [valid=219] [valid(weighted)=225.383] [range=3-66] | | | |
|-------------------------|---|-------|----------|-----------------------|
| Literal question | Name please three main sources of income for your household. | | | |
| Security | Public | | | |
| Value | Label | Cases | Weighted | Percentage (weighted) |
| 3 | Any plot of land, but not a farm | 2 | 1.509 | 0.7% |
| 4 | Private enterprise | 21 | 21.007 | 9.3% |
| 5 | Dekhkan farming | 40 | 37.722 | 16.7% |
| 6 | Pensions | 45 | 54.168 | 24.0% |
| 7 | Unemployment benefit | 4 | 3.57 | 1.6% |
| 8 | Social assistance, other allowances | 40 | 39.632 | 17.6% |
| 9 | Aid from relatives residing in Kyrgyzstan in cash and in kin | 37 | 36.92 | 16.4% |
| 10 | Aid from relatives residing outside Kyrgyzstan in cash and i | 21 | 19.419 | 8.6% |
| 19 | Stipend | 2 | 1.861 | 0.8% |
| 20 | Trade | 1 | 1.524 | 0.7% |
| 37 | Occasional earnings | 2 | 2.234 | 1.0% |
| 51 | Money earlier brought from Russia (earned) | 1 | 1.534 | 0.7% |
| 54 | Owing to business | 1 | 0.969 | 0.4% |
| 60 | Owing to our own hands | 1 | 1.333 | 0.6% |
| 66 | Received a credit | 1 | 1.979 | 0.9% |
| Sysmiss | | 1281 | 1274.617 | |

#403 q100_1: (Q100 Secondary, 1st). Name please three main sources of income for your househo

| Information | [type=discrete] [format=numeric] [valid=1500] [valid(weighted)=1500] [range=1-99] | | | |
|-------------------------|---|-------|----------|-----------------------|
| Literal question | Name please three main sources of income for your household. | | | |
| Security | Public | | | |
| Value | Label | Cases | Weighted | Percentage (weighted) |
| 1 | Wages | 694 | 716.038 | 47.7% |
| 2 | Any plot of land, but not a farm | 230 | 228.692 | 15.2% |
| 3 | Aid from relatives residing outside Kyrgyzstan in cash and i | 10 | 7.382 | 0.5% |

File database_kyr (cont.)

#403 q100_1: (Q100 Secondary, 1st). Name please three main sources of income for your househo (cont.)

| Value (cont.) | Label | Cases | Weighted | Percentage (weighted) |
|---------------|--|-------|----------|-----------------------|
| 4 | Pensions | 96 | 72.825 | 4.9% |
| 5 | Aid from relatives residing in Kyrgyzstan in cash and in kin | 16 | 15.628 | 1.0% |
| 6 | Farming | 228 | 233.376 | 15.6% |
| 7 | Social assistance, other allowances | 15 | 14.129 | 0.9% |
| 8 | Payment in cash or in kind for rent (land, machinery, equipm | 63 | 68.671 | 4.6% |
| 9 | Private enterprize, business, trade | 127 | 123.226 | 8.2% |
| 99 | DK/NR | 21 | 20.033 | 1.3% |

#404 q100_2: (Q100 Secondary, 2nd). Name please three main sources of income for your househo

| Information | [type=discrete] [format=numeric] [valid=782] [valid(weighted)=804.934] [range=1-11] | | | |
|------------------|---|-------|----------|-----------------------|
| Literal question | Name please three main sources of income for your household. | | | |
| Security | Public | | | |
| Value | Label | Cases | Weighted | Percentage (weighted) |
| 1 | Wages | 2 | 1.881 | 0.2% |
| 2 | Any plot of land, but not a farm | 165 | 170.919 | 21.2% |
| 3 | Aid from relatives residing outside Kyrgyzstan in cash and i | 33 | 30.025 | 3.7% |
| 4 | Pensions | 167 | 183.229 | 22.8% |
| 5 | Aid from relatives residing in Kyrgyzstan in cash and in kin | 61 | 56.328 | 7.0% |
| 6 | Farming | 145 | 148.944 | 18.5% |
| 7 | Social assistance, other allowances | 54 | 52.601 | 6.5% |
| 8 | Payment in cash or in kind for rent (land, machinery, equipm | 35 | 35.483 | 4.4% |
| 9 | Private enterprize, business, trade | 114 | 121.023 | 15.0% |
| 10 | Hired job, occasional earnings | 5 | 4.226 | 0.5% |
| 11 | Other | 1 | 0.275 | 0.0% |
| Sysmiss | | 718 | 695.066 | |

#405 q100_3: (Q100 Secondary, 3rd). Name please three main sources of income for your househo

| Information | [type=discrete] [format=numeric] [valid=216] [valid(weighted)=221.813] [range=1-11] | | | |
|------------------|---|-------|----------|-----------------------|
| Literal question | Name please three main sources of income for your household. | | | |
| Security | Public | | | |
| Value | Label | Cases | Weighted | Percentage (weighted) |
| 1 | Wages | 0 | 0 | 0.0% |
| 2 | Any plot of land, but not a farm | 2 | 1.509 | 0.7% |
| 3 | Aid from relatives residing outside Kyrgyzstan in cash and i | 22 | 20.953 | 9.4% |
| 4 | Pensions | 45 | 54.168 | 24.4% |
| 5 | Aid from relatives residing in Kyrgyzstan in | 37 | 36.92 | 16.6% |

File database_kyr (cont.)

#405 q100_3: (Q100 Secondary, 3rd). Name please three main sources of income for your househo (cont.)

| Value (cont.) | Label | Cases | Weighted | Percentage (weighted) |
|---------------|--|-------|----------|-----------------------|
| | cash and in kin | | | |
| 6 | Farming | 40 | 37.722 | 17.0% |
| 7 | Social assistance, other allowances | 45 | 43.988 | 19.8% |
| 8 | Payment in cash or in kind for rent (land, machinery, equipm | 0 | 0 | 0.0% |
| 9 | Private enterprize, business, trade | 22 | 22.986 | 10.4% |
| 10 | Hired job, occasional earnings | 2 | 2.234 | 1.0% |
| 11 | Other | 1 | 1.333 | 0.6% |
| Sysmiss | | 1284 | 1278.187 | |

#406 q101: (Q101). How many members are in your household including yourself?

| Information | | [type=discrete] [format=numeric] [valid=1500] [valid(weighted)=1500] [range=1-19] | | |
|-------------|-------|---|----------|-----------------------|
| Security | | Public | | |
| Value | Label | Cases | Weighted | Percentage (weighted) |
| 1 | | 48 | 16.925 | 1.1% |
| 2 | | 114 | 72.86 | 4.9% |
| 3 | | 209 | 164.725 | 11.0% |
| 4 | | 253 | 223.982 | 14.9% |
| 5 | | 295 | 303.564 | 20.2% |
| 6 | | 252 | 277.852 | 18.5% |
| 7 | | 165 | 201.909 | 13.5% |
| 8 | | 82 | 114.794 | 7.7% |
| 9 | | 45 | 66.205 | 4.4% |
| 10 | | 20 | 28.133 | 1.9% |
| 11 | | 5 | 8.609 | 0.6% |
| 12 | | 7 | 10.7 | 0.7% |
| 13 | | 1 | 1.602 | 0.1% |
| 14 | | 3 | 5.648 | 0.4% |
| 19 | | 1 | 2.493 | 0.2% |

#407 q102: (Q102). The level of welfare of the household according to observation of interv

| Information | | [type=discrete] [format=numeric] [valid=1500] [valid(weighted)=1500] [range=1-6] | | |
|-------------|---------------|--|----------|-----------------------|
| Definition | | The level of welfare of the household according to observation of interviewer. | | |
| Security | | Public | | |
| Value | Label | Cases | Weighted | Percentage (weighted) |
| 1 | High | 18 | 19.94 | 1.3% |
| 2 | Moderate/high | 262 | 269.407 | 18.0% |
| 3 | Moderate | 815 | 838.342 | 55.9% |
| 4 | Moderate/low | 320 | 305.018 | 20.3% |
| 5 | Low | 75 | 57.272 | 3.8% |

File database_kyr (cont.)#407 **q102: (Q102). The level of welfare of the household according to observation of interv** (cont.)

| Value (cont.) | Label | Cases | Weighted | Percentage (weighted) |
|---------------|-----------------|-------|----------|-----------------------|
| 6 | Not discernable | 10 | 10.02 | 0.7% |

#408 **weights: Case-to-case weights**

| | |
|--------------------|--|
| Information | [type=continuous] [format=numeric] [valid=1500] [range=0.240674003958702-2.83283257484436] |
| Security | Public |

Documentation

| | |
|--|-----|
| Reports and analytical documents | 257 |
| Marginals | 257 |
| Cross-tabulations | 257 |
| Technical documents | 257 |
| Full survey documentation | 257 |
| Draft methodological report | 257 |
| Description of labels and values of database variables | 257 |
| Truncated labels | 257 |
| Scripts and programs | 257 |
| Other resources | 258 |
| Map of the Kyrgyz Republic | 258 |
| Map of the Fergana valley | 258 |
| Database (SPSS) | 258 |
| Data files in STATA | 258 |

Reports and analytical documents

Marginals, January 2004, Kyrgyz Republic [kgz], English [eng], "Marginals_kyr.doc"

Description

Frequency table for each variable

Cross-tabulations, January 2004, Kyrgyz Republic [kgz], English [eng], "xTabs_kyr.xls"

Technical documents

Full survey documentation, World Bank (automatically generated), January 2004, Kyrgyz Republic [kgz], English [eng], "Full_documentation.pdf"

Draft methodological report, January 2004, Kyrgyz Republic [kgz], English [eng], "Methodology draft report 2.15.05.doc"

Description of labels and values of database variables, January 2004, Kyrgyz Republic [kgz], English [eng], "Codebook_kyr.doc"

Description

Full description of all codes for each question in database

Truncated labels, January 2004, Kyrgyz Republic [kgz], English [eng], "Truncated_labels_kyr.xls"

Description

List of values (codes) labels truncated to 60 symbols in database

Administrative documents

Scripts and programs

kyr_geo_labels, January 2004, Kyrgyz Republic [kgz], "kyr_geo_labels.do"

Description

STATA program used to label geographic variables

Other resources

Map of the Kyrgyz Republic, January 2004, Kyrgyz Republic [kgz], "kyrgystan map.pdf"

Map of the Fergana valley, Kyrgyz Republic [kgz], "Fergana valley map.pdf"

Database (SPSS), January 2004, Kyrgyz Republic [kgz], "Database_kyr.sav"

Description

Database in SPSS [.sav] format

Data files in STATA, January 2004, Kyrgyz Republic [kgz], "database_kyr.dta"

Description

Data files in STATA [.dta] format