

Tajikistan

Survey of Conflict Prevention and Cooperation 2004

Survey Documentation

March 14 2006

Metadata Production

Metadata Producer(s)	Andy Felton , The Brookings Institution Olivier Dupriez , The World Bank / IHSN
Production Date	March 13 2006

This report was generated using the [IHSN Microdata Management Toolkit](#)

Table of Contents

Overview.....	1
Scope & Coverage.....	1
Producers & Sponsors.....	1
Sampling.....	1
Data Collection.....	2
File(s) Description.....	5
database taj.....	5
Variables List.....	6
database taj.....	6
Variables Description.....	28
database taj.....	28
Documentation.....	224

Tajikistan (2004)

Survey of Conflict Prevention and Cooperation 2004

Overview

Type	Opinion survey
Version	Data provided to the World Bank by The Brookings Institution on January 31, 2006
Kind of Data	Sample survey data [ssd]

Scope & Coverage

Geographic Coverage

The project uses public opinion polling to gather and then analyze a sample that represents the entire population of the country.

Producers & Sponsors

Funding Agency/ies	The World Bank
---------------------------	----------------

Sampling

Sampling Procedure

For all four Central Asian countries in this survey, the sampling procedure is a three-stage stratified clustered one. Census data on the territorial dispersion of the population is used as the base to start the sampling methodology. The sampling procedure takes the total population of the country, considers geographic units within the country as either urban or rural, and then develops random procedures to select who to survey in three stages: first by randomly selected smaller geographic urban and units in each province (the primary sampling units or PSUs), second randomly choosing households within these units, and third, to randomly select which household member to interview in each household.

The sampling frame used to divide these four countries into smaller geographic units to randomly sample from differs slightly for each Central Asian country, based on differences in data availability on the population of the country and its dispersion. Subsequent sections explain the sampling methodology used and how this sampling frame differs in each country. Then all four countries have PSUs, random selection of households, and random sampling of individuals within households using the same methods.

Tajikistan has 4 provinces, with the city of Dushanbe then considered a separate fifth province. These provinces have 58 districts, with 17 cities and 7 settlements ("posyolok") of provincial submission. Districts incorporate rural settlements or villages, which are incorporated into rural districts ("djamoat dekhok" and "poselkovyi djamoat"). In total there are 23 cities (17 cities of provincial submission and 6 cities of district submission), 47 settlements (7 settlements of provincial submission and 40 settlements of district submission), 356 djamoat and 3,803 villages. The population of Tajikistan was 6,187,561 people, of whom 1,686,095 (27%) were urban, and 4,501,466 (73%) were rural as of January 20, 2000.

Several remote or inaccessible districts were excluded from the sample from since they are practically impossible to get to due to their remote location or absence of transportation. These are three districts in Sogd province, that have a population of 248,290 people, which is 0.1% of the urban population of the country and 5.5% of the rural population - a total of 4.01% percent of the country.

The sampling frame for Tajikistan is based on the list of small territorial units (primary sampling units - PSUs) of three types:

- Villages - rural settlements subordinate to djamoats, each is a separate PSU.
- Parts of large rural settlements, divided into populations of between 2,504 and 4,835 inhabitants as separate PSUs.

- Parts of large urban settlements, divided into populations of between 2,450 and 4,903 inhabitants as separate PSUs.

- Like Kazakhstan and Kyrgyzstan, the sampling is three-stage stratified clustered sampling for Tajikistan. First, proportionate stratification is done by the population of provinces, with proportionate stratification by urban/rural population within provinces (except the city of Dushanbe which is all urban) and then a PPS-sampling of PSUs within these urban and rural strata. Second, sequential random sampling of households (Secondary Sampling Units - SSUs) is done in selected PSUs. Third, Kish grids are used to sample respondents within households.

For Tajikistan, 56 PSUs are randomly selected from the sampling frame, and between 7 people (for urban areas in Gorno-Badakhshan, which is a tiny proportion of the urban population of the country) and 29 respondent interviewed in each.

The sample distribution of the main demographic characteristics can be compared with census data from 1989 (with data from 2000 used instead in the nationality section). These data have changed substantially over fifteen years and the dramatic change in the economy, society, and polity with the civil war and other changes that have accompanied independence. The data are weighted, which somewhat reduces the typical disproportionate probability of selection of men and youth.

In comparison with the 2000 census nationality data, the number of Uzbeks has grown and the number of people of other nationalities (especially Russians) has appreciably diminished. This is due to high levels of unemployment and increased migration of Tajik men to Russia for work and, on the contrary, the settled way of life of many Uzbeks who have remained in agriculture. Second, census data overestimates the proportion of the titular nationality since belonging to this nation provides advantages in employment, careers, and education. In opinion polls, when no supporting documentation is required, respondents preferred to name their ethnicity as that which they actually identify themselves.

Response Rate

During the fieldwork, 88 cases of nonresponse were observed. The average response rate is about 94% (1,500 of 1,588 cases - due to using the sequential sampling of households the nonresponse had no effect on the final sample size). Generally, nonresponse was registered if a completed interview had not taken place, and an interviewer had made up to 3 callbacks. The response rate was 84.4% in urban areas and 98.9% in rural ones. In Dushanbe the response rate was 73.3%. Two-thirds (67.1%) of urban non-responses came from respondents not being at home; few emphatic refusals to participate were noted in Tajikistan.

According to the interviewers, the main (in the majority of cases) refusal was occupation (work). If in town its inhabitants spend the whole day at work, in village this is caused by cotton gathering season. Most refusals were due to the households or respondent's straightforward refusals to give an interview. Like in Uzbekistan or in other countries, these refusals are partially generated by insufficient capability of interviewers to persuade household or respondent to agree for conversation. The same goes for other household members' refusal to contact a required respondent. Plain and direct refusals are characteristic of urban population. In the next surveys we are envisaging particularly scrupulous training for interviewers, who will work in towns.

Data Collection

Data Collection	start 2004-09-17 end 2004-09-30
Data Collection Mode	Face-to-face [f2f]

Data Collection Notes

The questionnaire piloting took place from 6 till 8 September in 60 households, which were selected in 3 communities - one in Dushanbe City, the second one in the village of Somonien and the third one in the village of Zainabobod of Rudaki region. Skilful interviewers and supervisors, who had the minimum of 2-3 years of relevant experience, participated in the questionnaire piloting.

Training for piloting survey was performed on 5 September 2004. During training the survey's goals and tasks were explained, a detailed analysis of the questionnaire was made, and also the working schedule and the schedule of piloting survey conduct were discussed. Training was performed by "Afkor" Centre Director.

On 10 September discussion of the piloting survey results was held with participation of all interviewers. All issues, which revealed respondents' difficulties or misunderstanding, were examined. In accordance with the piloting results, amendments were included both in Russian and Tajik variants of questionnaire.

TRAINING FOR SUPERVISORS AND INTERVIEWERS

In the course of preparation for questioning the following types of training were carried out:

- Principal training for Dushanbe interviewers and supervisors was conducted on 12-13 September 2004.
- Training in oblast centres for local interviewers was performed depending on the field works commencement in every oblast (from 17 September to 19 September 2004).

(1) Training for supervisors and interviewers.

So that interviewers perceive goals and tasks of the survey at a more qualitative level, training was divided for 2 days, which were held in Dushanbe and conducted by the Client's Representative and Project-Manager from Uzbekistan. Training consisted of the following procedures:

- Explanation of the general survey strategy.
- Explanation of respondents' sampling rules for the survey.
- Explanation of households' sampling rules for the survey according to the sample form.
- Communicative interviewing questions and the technique of the face-to-face interview conduct.
- A question by question analysis of the questionnaire.
- Conduct of trial interviews.
- Ways and methods to establish a contact
- Analysis of field works organisational issues in oblasts.
- Sampling of interviewers.

Practical lessons on performance of sampling at places of questioning, as well such practical lessons as interviews between interviewers were carried out.

(3) Training for interviewers in oblasts (provinces)

Training for interviewers in provinces was carried out by oblast (provincial) supervisors depending on the beginning of field works in every oblast. All together 47 interviewers, who had passed tests, and 5 supervisors participated in the survey. Among them 40 interviewers speak Tajik and Russian and 7 interviewers speak Russian, Tajik and Uzbek.

REGIONAL DISTRIBUTION OF INTERVIEWERS ACCORDING TO THE AMOUNT OF CONDUCTED INTERVIEWS

While distributing the interviews' amount between interviewers, we adhered to the principle that each interviewer should have no more than 30 interviews. Still in some cases this rule had to be broken. It is explained by an inadequate efficiency of some interviewers, and their work had to be given to experienced interviewers, who performed a repeated interview after control visits and checks.

PROBLEMS DURING QUESTIONING

All the interviewers noted in their diaries the respondents' fatigue by the end of interview, which took the respondents so much time. By that time they answered without interest and sometimes responded beside the point. In such cases interviewers made a pause or suggested meeting some other time.

Rather often during interviews relatives of an interviewee expressed their wish to participate in the conversation too. It refers to cases when the respondents were either wife, daughter-in-law or children. Interviewers had to explain in rather a long and detailed way to parents or husband rules and particularities of the given work's conduct. For example, parents of a 18 year old girl wanted to be present by all means during questioning, stating that "What if she says something wrong," that "She is yet too young" etc. The interviewer managed to persuade the parents to leave the room, saying, that they could leave the door ajar and hear all the conversation. The interview was carried out with success.

Other example: The respondent's husband did not want to leave the wife with an interviewer and stayed in the room, but he took seat far from the place of the interview's conduct, promising, that he would not interfere in the interview. The respondent was asking the husband's opinion virtually regarding each question, and then he left himself, realizing, that he would not be capable of keeping his promise. The interviewer began questioning anew and the questionnaire was filled in.

There were instances, when relatives refused to permit to have an interview with a respondent, especially if a

respondent was a woman, explaining that she understands and knows nothing. Urban inhabitants manifested interest to know with which purpose and who need this questioning (i.e. which structure) etc. In regions, people often asked to help solving their local or personal problems.

Questionnaires

To perform questioning, the following documents have been prepared (attached):

- Questionnaire (in Tajik and Russian languages).
- Sets of cards (in Tajik and Russian languages).
- Forms of the respondent's sampling and of households' visits records with Kish's cards (in Tajik and Russian languages).
- Forms of the households' sampling in selected points of questioning (in Russian language).
- Sampling instructions (in Tajik and Russian languages).
- Instructions on households and respondents' sampling (in Russian and Tajik languages).
- Examples how fill out sampling forms
- Covering letter to local authorities and ID cards for interviewers (in Russian and Tajik languages).

Supervision

Field works were completed (latest questionnaires entering) on 9 October 2004. Check was started immediately upon the first questionnaires entering, i.e., since 21 September 2004.

Quality control comprises the following stages:

1. Check of correctness of sampling forms filling in.
2. Check of correctness of respondent's sampling.
3. Check of the correspondence between the number of Kish' card and the number of the sampling form.
4. Check of correctness of the questionnaires filled in.
5. Check of the correspondence between answers and questions in terms of logic.

Final control visits, apart from visits to supervisors, were rendered from 9 October to 17 October 2004.

After field works completion each interviewer, who participated in questioning, was checked. For this purpose a 100 percent check of filled in questionnaires, submitted to the headquarters' was made by supervisors, who worked in other regions and oblasts. If the check's results proved to be positive (the procedure of respondent's or household's sampling was not violated or questionnaire was filled out in pursuance with the interview taken etc.), the check of the given interviewer was considered completed. In the course of checks the following violations have been discovered:

In GBAO 1 case of the respondent's replacement was found out (sampling of the wrong respondent with Kish' card) and the checking person conducted a repeated interview.

In Hatlonskaya oblast 3 cases of the respondent's replacement were found out and in those three households repeated interviews were carried out.

In Dushanbe 4 cases of the respondent's replacement were revealed, and repeated interviews were conducted. During check 1 case of the interview's falsification was discovered, after wards all interviews of this interviewer were checked through the method of control visits, and afterwards two more falsified interviews were found out. Repeated interviews were performed in these three households.

In Sogdiyskaya oblast 2 cases of the respondent's replacement were found out. Re-questioning was held by interviewers themselves.

After the beginning of field works, no particular problems were encountered in provinces. There were only some difficulties for interviewers to identify certain PSU and to specify the amount of households in them. It looked like the following:

1. In Tursunzade region the name of jamoat "Chapaevskiy" has been renamed into 10-solagii Istiklol.
2. In GBAO it was due to the problem to find a car, which would drive to PSU Udob. The driver agreed to transport only for a double price. During questioning 2 respondents demanded from the interviewer the payment for the time they had spent for an interview.

File(s) Description

Dataset contains 1 file(s)

database_taj	
# Cases	1500
# Variables	355

Variables List

Dataset contains 355 variable(s)

File database_taj							
#	Name	Label	Type	Format	Valid	Invalid	Question
1	q_number	Number of the questionnaire	Continuous	numeric-4.0	1500	0	-
2	kish_no	Number of Kish card	Discrete	numeric-1.0	1500	0	-
3	kish_mem	Quantity of members of HH in accordance to the Kish card	Discrete	numeric-2.0	1500	0	-
4	psu_no	PSU	Continuous	numeric-4.0	1500	0	-
5	region	Province	Discrete	numeric-2.0	1500	0	-
6	district	District	Discrete	numeric-2.0	1232	268	-
7	city	City	Discrete	numeric-2.0	410	1090	-
8	point_t	Point type	Discrete	numeric-1.0	1500	0	-
9	country	Country of the survey	Discrete	numeric-1.0	1500	0	-
10	gender	Gender of respondent	Discrete	numeric-1.0	1500	0	-
11	i_date	Interview date	Discrete	character-11	1500	-	-
12	time_st	Interview beginning	Discrete	character-8	1500	0	-
13	time_end	Interview ending	Discrete	character-8	1500	0	-
14	long_	Interview duration	Discrete	character-8	1500	0	-
15	interv_n	Code of interviewer	Continuous	numeric-3.0	1500	0	-
16	int_gen	Gender of interviewer	Discrete	numeric-1.0	1500	0	-
17	q1	(Q1). What language do you prefer to use during our conversation?	Discrete	numeric-1.0	1500	0	What language do you prefer to use during our conversation?
18	q2	(Q2). Age of respondent	Continuous	numeric-3.0	1500	0	-
19	q3p	(Q3 Secondary). Nationality of respondent	Discrete	numeric-2.0	1500	0	-
20	q3	(Q3 Secondary). Nationality of respondent	Discrete	numeric-2.0	1500	0	-
21	q4	(Q4). Marital status of respondent	Discrete	numeric-1.0	1500	0	-
22	q5	(Q5). Highest level of education of respondent	Discrete	numeric-1.0	1500	0	-
23	q6	(Q6). Is there anybody in your household who has the educational level higher th	Discrete	numeric-1.0	1500	0	Is there anybody in your household who has the educational level higher than yours? If yes, then what is that level?
24	q96	(Q96). Are you currently employed?	Discrete	numeric-1.0	1500	0	Are you currently employed?
25	q97p	(Q97 Primary). If unemployed, what is your current status?	Discrete	numeric-2.0	805	695	If unemployed, what is your current status?
26	q97	(Q97 Secondary). If unemployed, what is your current status?	Discrete	numeric-2.0	805	695	If unemployed, what is your current status?
27	q98p	(Q98 Primary). Which category on this card describes your position on	Discrete	numeric-2.0	695	805	Which category on this card describes your position on your main job?

Survey of Conflict Prevention and Cooperation 2004 - Variables List

File database_taj (cont.)							
#	Name	Label	Type	Format	Valid	Invalid	Question
		your main					
28	q98	(Q98 Secondary). Which category on this card describes your position on your mai	Discrete	numeric-2.0	695	805	Which category on this card describes your position on your main job?
29	q99	(Q99). Which one statement best characterizes the situation in your household?	Discrete	numeric-1.0	1500	0	Which one statement best characterizes the situation in your household?
30	q100p_1	(Q100 Primary, 1st). Name please three main sources of income for your household	Discrete	numeric-3.0	1500	0	Name please three main sources of income for your household.
31	q100p_2	(Q100 Primary, 2nd). Name please three main sources of income for your household	Discrete	numeric-3.0	1069	431	Name please three main sources of income for your household.
32	q100p_3	(Q100 Primary, 3rd). Name please three main sources of income for your household	Discrete	numeric-3.0	556	944	Name please three main sources of income for your household.
33	q100_1	(Q100 Secondary, 1st). Name please three main sources of income for your househo	Discrete	numeric-3.0	1500	0	Name please three main sources of income for your household.
34	q100_2	(Q100 Secondary, 2nd). Name please three main sources of income for your househo	Discrete	numeric-3.0	1064	436	Name please three main sources of income for your household.
35	q100_3	(Q100 Secondary, 3rd). Name please three main sources of income for your househo	Discrete	numeric-3.0	528	972	Name please three main sources of income for your household.
36	q101	(Q101). How many members are in your household including yourself?	Continuous	numeric-2.0	1500	0	-
37	q7p	(Q7 Primary). What language do you think?	Discrete	numeric-2.0	1500	0	What language do you think?
38	q7	(Q7 Secondaryary). What language do you think?	Discrete	numeric-2.0	1500	0	What language do you think?
39	q8p_1	(Q8 Primary, 1st). What other languages do you speak fluently?	Discrete	numeric-3.0	1500	0	What other languages do you speak fluently?
40	q8p_2	(Q8 Primary, 2nd). What other languages do you speak fluently?	Discrete	numeric-3.0	335	1165	What other languages do you speak fluently?
41	q8p_3	(Q8 Primary, 3rd). What other languages do you speak fluently?	Discrete	numeric-3.0	39	1461	What other languages do you speak fluently?
42	q8p_4	(Q8 Primary, 4th). What other languages do you speak fluently?	Discrete	numeric-3.0	5	1495	What other languages do you speak fluently?
43	q8_1	(Q8 Secondary, 1st). What other languages do you speak fluently?	Discrete	numeric-3.0	1500	0	What other languages do you speak fluently?
44	q8_2	(Q8 Secondary, 2nd). What other languages do	Discrete	numeric-3.0	335	1165	What other languages do you speak fluently?

Survey of Conflict Prevention and Cooperation 2004 - Variables List

File database_taj (cont.)							
#	Name	Label	Type	Format	Valid	Invalid	Question
		you speak fluently?					
45	q8_3	(Q8 Secondary, 3rd). What other languages do you speak fluently?	Discrete	numeric-3.0	39	1461	What other languages do you speak fluently?
46	q8_4	(Q8 Secondary, 4th). What other languages do you speak fluently?	Discrete	numeric-3.0	5	1495	What other languages do you speak fluently?
47	q9	(Q9). Generally speaking, how satisfied are you with your life	Discrete	numeric-1.0	1500	0	Generally speaking, how satisfied are you with your life?
48	q10	(Q10). How do you estimate current economic situation of your household?	Discrete	numeric-1.0	1500	0	How do you estimate current economic situation of your household?
49	q11	(Q11). How would you rate the economic situation in your household a few years a	Discrete	numeric-1.0	1500	0	How would you rate the economic situation in your household a few years ago in comparison with current situation?
50	q12	(Q12). Imagine a 10-step ladder where the poorest people are standing on the fir	Discrete	numeric-2.0	1493	7	Imagine a 10-step ladder where the poorest people are standing on the first, or lowest, step, and the richest people are standing on the tenth, or highest, step. On what step would you place yourself today?
51	q13	(Q13). How long do you think it will take for you to reach a satisfactory standa	Discrete	numeric-1.0	1500	0	How long do you think it will take for you to reach a satisfactory standard of living?
52	q14_a	(Q14_A). Did you write a letter of complaint to the national or local authoritie	Discrete	numeric-1.0	1500	0	Did you write a letter of complaint to the national or local authorities in the past three years?
53	q14_b	(Q14_B). Did you sign any collective petition to the national or local authoriti	Discrete	numeric-1.0	1500	0	Did you sign any collective petition to the national or local authorities in the past three years?
54	q14_c	(Q14_C). Did you ask your mahalla committee to resolve any issue in the past thr	Discrete	numeric-1.0	1500	0	Did you ask your mahalla committee to resolve any issue in the past three years?
55	q14_d	(Q14_D). Did you organize people in your makhalla/village to resolve any issue i	Discrete	numeric-1.0	1500	0	Did you organize people in your makhalla/village to resolve any issue in the past three years?
56	q14_e	(Q14_E). Did you contact the press/media with any problem in the past three year	Discrete	numeric-1.0	1500	0	Did you contact the press/media with any problem in the past three years?
57	q14_f	(Q14_F). Did you take part in an authorized protest (meetings, strikes, pickets)	Discrete	numeric-1.0	1500	0	Did you take part in an authorized protest (meetings, strikes, pickets) in the past three years?
58	q14_g	(Q14_G). Did you take part in an unauthorized protest (meetings, strikes, picket	Discrete	numeric-1.0	1500	0	Did you take part in an unauthorized protest (meetings, strikes, pickets) in the past three years?
59	q15	(Q15). In the past 12 months, have you heard of any instances were people in you	Discrete	numeric-1.0	1500	0	In the past 12 months, have you heard of any instances were people in your village or city have joined together to bring their grievances to local government (akimat, village council)?
60	q16	(Q16). Are there grievances that you	Discrete	numeric-3.0	1500	0	Are there grievances that you together with the representatives of your

Survey of Conflict Prevention and Cooperation 2004 - Variables List

File database_taj (cont.)							
#	Name	Label	Type	Format	Valid	Invalid	Question
		together with the representatives of your c					community would like to discuss with authorities?
61	q16cp_1	(Q16C Primary, 1st). Comments of respondents to question 16.	Discrete	numeric-3.0	1319	181	Comments of respondents to question 16.
62	q16cp_2	(Q16C Primary, 2nd). Comments of respondents to question 16.	Discrete	numeric-3.0	6	1494	Comments of respondents to question 16.
63	q16cp_3	(Q16C Primary, 3rd). Comments of respondents to question 16.	Discrete	numeric-3.0	1	1499	Comments of respondents to question 16.
64	q16c_1	(Q16C Secondary, 1st). Comments of respondents to question 16.	Discrete	numeric-3.0	1319	181	Comments of respondents to question 16.
65	q16c_2	(Q16C Secondary, 2nd). Comments of respondents to question 16.	Discrete	numeric-3.0	3	1497	Comments of respondents to question 16.
66	q17	(Q17). Has the frequency of interaction with your relatives decreased or increas	Discrete	numeric-1.0	1500	0	Has the frequency of interaction with your relatives decreased or increased over the last few years?
67	q18p_1	(Q18 Primary, 1st). Why do you think the frequency of interaction has decreased?	Discrete	numeric-3.0	262	1238	Why do you think the frequency of interaction has decreased?
68	q18p_2	(Q18 Primary, 2nd). Why do you think the frequency of interaction has decreased?	Discrete	numeric-3.0	38	1462	Why do you think the frequency of interaction has decreased?
69	q18p_3	(Q18 Primary, 3rd). Why do you think the frequency of interaction has decreased?	Discrete	numeric-3.0	1	1499	Why do you think the frequency of interaction has decreased?
70	q18_1	(Q18 Secondary, 1st). Why do you think the frequency of interaction has decrease	Discrete	numeric-3.0	262	1238	Why do you think the frequency of interaction has decreased?
71	q18_2	(Q18 Secondary, 2nd). Why do you think the frequency of interaction has decrease	Discrete	numeric-3.0	32	1468	Why do you think the frequency of interaction has decreased?
72	q18_3	(Q18 Secondary, 3rd). Why do you think the frequency of interaction has decrease	Discrete	numeric-3.0	1	1499	Why do you think the frequency of interaction has decreased?
73	q19	(Q19). Generally speaking, do you think that most people can be trusted, or that	Discrete	numeric-1.0	1500	0	Generally speaking, do you think that most people can be trusted, or that you should be too careful in dealing with people?
74	q20	(Q20). In the past 12 months did you participate in any unpaid communal activiti	Discrete	numeric-1.0	1500	0	What exactly did you do in these communal activities?
75	q21p_1	(Q21 Primary, 1st). What exactly did you do in these communal activities?	Discrete	numeric-3.0	336	1164	What exactly did you do in these communal activities?
76	q21p_2	(Q21 Primary, 2nd). What exactly did you do in these communal activities?	Discrete	numeric-3.0	68	1432	What exactly did you do in these communal activities?

Survey of Conflict Prevention and Cooperation 2004 - Variables List

File database_taj (cont.)							
#	Name	Label	Type	Format	Valid	Invalid	Question
77	q21p_3	(Q21 Primary, 3rd). What exactly did you do in these communal activities?	Discrete	numeric-3.0	7	1493	What exactly did you do in these communal activities?
78	q21_1	(Q21 Secondary, 1st). What exactly did you do in these communal activities?	Discrete	numeric-3.0	336	1164	What exactly did you do in these communal activities?
79	q21_2	(Q21 Secondary, 2nd). What exactly did you do in these communal activities?	Discrete	numeric-3.0	38	1462	What exactly did you do in these communal activities?
80	q21_3	(Q21 Secondary, 3rd). What exactly did you do in these communal activities?	Discrete	numeric-3.0	1	1499	What exactly did you do in these communal activities?
81	q22p_1	(Q22 Primary, 1st). In your opinion, what are the three most critical issues tha	Discrete	numeric-3.0	1500	0	In your opinion, what are the three most critical issues that people in your village/city faces today?
82	q22p_2	(Q22 Primary, 2nd). In your opinion, what are the three most critical issues tha	Discrete	numeric-3.0	1400	100	In your opinion, what are the three most critical issues that people in your village/city faces today?
83	q22p_3	(Q22 Primary, 3rd). In your opinion, what are the three most critical issues tha	Discrete	numeric-3.0	1155	345	In your opinion, what are the three most critical issues that people in your village/city faces today?
84	q22_1	(Q22 Secondary, 1st). In your opinion, what are the three most critical issues t	Discrete	numeric-3.0	1500	0	In your opinion, what are the three most critical issues that people in your village/city faces today?
85	q22_2	(Q22 Secondary, 2nd). In your opinion, what are the three most critical issues t	Discrete	numeric-3.0	1383	117	In your opinion, what are the three most critical issues that people in your village/city faces today?
86	q22_3	(Q22 Secondary, 3rd). In your opinion, what are the three most critical issues t	Discrete	numeric-3.0	995	505	In your opinion, what are the three most critical issues that people in your village/city faces today?
87	q23	(Q23). Compared to few years ago, do you feel less safe or more safe when you go	Discrete	numeric-1.0	1500	0	Compared to few years ago, do you feel less safe or more safe when you go walking about alone when it is dark?
88	q24	(Q24). Do the local authorities (hokimiat, mahalla committee, or village council	Discrete	numeric-1.0	1500	0	Do the local authorities (hokimiat, mahalla committee, or village council) take interest in and responds to the needs of people in your city/village?
89	q25	(Q25). Does the national government take interest in and responds to the needs o	Discrete	numeric-1.0	1500	0	Does the national government take interest in and responds to the needs of people in your city/village?
90	q26	(Q26). Are unofficial leaders, people who do not work for hokimiat or mahalla co	Discrete	numeric-1.0	1500	0	Are unofficial leaders, people who do not work for hokimiat or mahalla committee, more active in your city or village than hokimiat or mahalla?
91	q27	(Q27). Do you or anyone in your immediate family receive any kind of subsidy fro	Discrete	numeric-1.0	1500	0	Do you or anyone in your immediate family receive any kind of subsidy from the state during the last 12 months excepting pension?
92	q28ap_1	(Q28A Primary, 1st). Who usually resolves disputes and conflicts within the fami	Discrete	numeric-3.0	1500	0	Who usually resolves disputes and conflicts within the family?
93	q28ap_2	(Q28A Primary, 2nd). Who	Discrete	numeric-3.0	73	1427	Who usually resolves disputes and

Survey of Conflict Prevention and Cooperation 2004 - Variables List

File database_taj (cont.)							
#	Name	Label	Type	Format	Valid	Invalid	Question
		usually resolves disputes and conflicts within the fami					conflicts within the family?
94	q28ap_3	(Q28A Primary, 3rd). Who usually resolves disputes and conflicts within the fami	Discrete	numeric-3.0	3	1497	Who usually resolves disputes and conflicts within the family?
95	q28a_1	(Q28A Secondary, 1st). Who usually resolves disputes and conflicts within the fa	Discrete	numeric-3.0	1500	0	Who usually resolves disputes and conflicts within the family?
96	q28a_2	(Q28A Secondary, 2nd). Who usually resolves disputes and conflicts within the fa	Discrete	numeric-3.0	71	1429	Who usually resolves disputes and conflicts within the family?
97	q28a_3	(Q28A Secondary, 3rd). Who usually resolves disputes and conflicts within the fa	Discrete	numeric-3.0	3	1497	Who usually resolves disputes and conflicts within the family?
98	q28bp_1	(Q28B Primary, 1st). Who usually resolves disputes and conflicts between familie	Discrete	numeric-3.0	1500	0	Who usually resolves disputes and conflicts between families and neighbors?
99	q28bp_2	(Q28B Primary, 2nd). Who usually resolves disputes and conflicts between familie	Discrete	numeric-3.0	229	1271	Who usually resolves disputes and conflicts between families and neighbors?
100	q28bp_3	(Q28B Primary, 3rd). Who usually resolves disputes and conflicts between familie	Discrete	numeric-3.0	17	1483	Who usually resolves disputes and conflicts between families and neighbors?
101	q28b_1	(Q28B Secondary, 1st). Who usually resolves disputes and conflicts between famil	Discrete	numeric-3.0	1500	0	Who usually resolves disputes and conflicts between families and neighbors?
102	q28b_2	(Q28B Secondary, 2nd). Who usually resolves disputes and conflicts between famil	Discrete	numeric-3.0	228	1272	Who usually resolves disputes and conflicts between families and neighbors?
103	q28b_3	(Q28B Secondary, 3rd). Who usually resolves disputes and conflicts between famil	Discrete	numeric-3.0	17	1483	Who usually resolves disputes and conflicts between families and neighbors?
104	q28cp_1	(Q28C Primary, 1st). Who usually resolves disputes and conflicts between people	Discrete	numeric-3.0	1500	0	Who usually resolves disputes and conflicts between people living in the border rayons of neighboring countries?
105	q28cp_2	(Q28C Primary, 2nd). Who usually resolves disputes and conflicts between people	Discrete	numeric-3.0	201	1299	Who usually resolves disputes and conflicts between people living in the border rayons of neighboring countries?
106	q28cp_3	(Q28C Primary, 3rd). Who usually resolves disputes and conflicts between people	Discrete	numeric-3.0	24	1476	Who usually resolves disputes and conflicts between people living in the border rayons of neighboring countries?
107	q28c_1	(Q28C Secondary, 1st). Who usually resolves disputes and conflicts between peopl	Discrete	numeric-3.0	1500	0	Who usually resolves disputes and conflicts between people living in the border rayons of neighboring countries?
108	q28c_2	(Q28C Secondary, 2nd).	Discrete	numeric-3.0	197	1303	Who usually resolves disputes and

Survey of Conflict Prevention and Cooperation 2004 - Variables List

File database_taj (cont.)							
#	Name	Label	Type	Format	Valid	Invalid	Question
		Who usually resolves disputes and conflicts between peopl					conflicts between people living in the border rayons of neighboring countries?
109	q28c_3	(Q28C Secondary, 3rd). Who usually resolves disputes and conflicts between peopl	Discrete	numeric-3.0	24	1476	Who usually resolves disputes and conflicts between people living in the border rayons of neighboring countries?
110	q29	(Q29). Are there organizations, movements, or groups in our society causing prob	Discrete	numeric-1.0	1500	0	Are there organizations, movements, or groups in our society causing problems?
111	q30p_1	(Q30 Primary, 1st). What organizations or groups do you have in mind, when you t	Discrete	numeric-3.0	89	1411	What organizations or groups do you have in mind, when you talk about organization or groups causing problems in our society?
112	q30p_2	(Q30 Primary, 2nd). What organizations or groups do you have in mind, when you t	Discrete	numeric-3.0	15	1485	What organizations or groups do you have in mind, when you talk about organization or groups causing problems in our society?
113	q30p_3	(Q30 Primary, 3rd). What organizations or groups do you have in mind, when you t	Discrete	numeric-3.0	3	1497	What organizations or groups do you have in mind, when you talk about organization or groups causing problems in our society?
114	q30_1	(Q30 Secondary, 1st). What organizations or groups do you have in mind, when you	Discrete	numeric-3.0	89	1411	What organizations or groups do you have in mind, when you talk about organization or groups causing problems in our society?
115	q30_2	(Q30 Secondary, 2nd). What organizations or groups do you have in mind, when you	Discrete	numeric-3.0	11	1489	What organizations or groups do you have in mind, when you talk about organization or groups causing problems in our society?
116	q31	(Q31). How likely is conflict within our country over the next few years?	Discrete	numeric-1.0	1500	0	How likely is conflict within our country over the next few years?
117	q32p_1	(Q32 Primary, 1st). What can be possible reasons for such conflict in our countr	Discrete	numeric-3.0	66	1434	What groups or individuals can take part in this conflict in our country over the next few years?
118	q32p_2	(Q32 Primary, 2nd). What can be possible reasons for such conflict in our countr	Discrete	numeric-3.0	53	1447	What groups or individuals can take part in this conflict in our country over the next few years?
119	q32p_3	(Q32 Primary, 3rd). What can be possible reasons for such conflict in our countr	Discrete	numeric-3.0	29	1471	What groups or individuals can take part in this conflict in our country over the next few years?
120	q32_1	(Q32 Secondary, 1st). What can be possible reasons for such conflict in our coun	Discrete	numeric-3.0	66	1434	What groups or individuals can take part in this conflict in our country over the next few years?
121	q32_2	(Q32 Secondary, 2nd). What can be possible reasons for such conflict in our coun	Discrete	numeric-3.0	37	1463	What groups or individuals can take part in this conflict in our country over the next few years?
122	q32_3	(Q32 Secondary, 3rd). What can be possible reasons for such conflict in our coun	Discrete	numeric-3.0	3	1497	What groups or individuals can take part in this conflict in our country over the next few years?
123	q33p_1	(Q33 Primary, 1st). What groups or individuals can	Discrete	numeric-3.0	66	1434	What groups or individuals can take part in this conflict in our country over

Survey of Conflict Prevention and Cooperation 2004 - Variables List

File database_taj (cont.)							
#	Name	Label	Type	Format	Valid	Invalid	Question
		take part in this conflict in					the next few years?
124	q33p_2	(Q33 Primary, 2nd). What groups or individuals can take part in this conflict in	Discrete	numeric-3.0	51	1449	What groups or individuals can take part in this conflict in our country over the next few years?
125	q33p_3	(Q33 Primary, 3rd). What groups or individuals can take part in this conflict in	Discrete	numeric-3.0	28	1472	What groups or individuals can take part in this conflict in our country over the next few years?
126	q33_1	(Q33 Secondary, 1st). What groups or individuals can take part in this conflict	Discrete	numeric-3.0	66	1434	What groups or individuals can take part in this conflict in our country over the next few years?
127	q33_2	(Q33 Secondary, 2nd). What groups or individuals can take part in this conflict	Discrete	numeric-3.0	37	1463	What groups or individuals can take part in this conflict in our country over the next few years?
128	q33_3	(Q33 Secondary, 3rd). What groups or individuals can take part in this conflict	Discrete	numeric-3.0	6	1494	What groups or individuals can take part in this conflict in our country over the next few years?
129	q34_1	(Q34, 1st). In which form can the conflict be in our country over the next few y	Discrete	numeric-3.0	66	1434	In which form can the conflict be in our country over the next few years?
130	q34_2	(Q34, 2nd). In which form can the conflict be in our country over the next few y	Discrete	numeric-3.0	12	1488	In which form can the conflict be in our country over the next few years?
131	q34_3	(Q34, 3rd). In which form can the conflict be in our country over the next few y	Discrete	numeric-3.0	1	1499	In which form can the conflict be in our country over the next few years?
132	q34_4	(Q34, 4th). In which form can the conflict be in our country over the next few y	Discrete	numeric-3.0	1	1499	In which form can the conflict be in our country over the next few years?
133	q35	(Q35). How likely is conflict on the local level, in your village/city, over the	Discrete	numeric-1.0	1500	0	How likely is conflict on the local level, in your village/city, over the next few years?
134	q36p_1	(Q36 Primary, 1st). What can be possible reasons for such conflict in your city/	Discrete	numeric-3.0	44	1456	What can be possible reasons for such conflict in your city/village over the next few years?
135	q36p_2	(Q36 Primary, 2nd). What can be possible reasons for such conflict in your city/	Discrete	numeric-3.0	25	1475	What can be possible reasons for such conflict in your city/village over the next few years?
136	q36p_3	(Q36 Primary, 3rd). What can be possible reasons for such conflict in your city/	Discrete	numeric-3.0	11	1489	What can be possible reasons for such conflict in your city/village over the next few years?
137	q36_1	(Q36 Secondary, 1st). What can be possible reasons for such conflict in your cit	Discrete	numeric-3.0	44	1456	What can be possible reasons for such conflict in your city/village over the next few years?
138	q36_2	(Q36 Secondary, 2nd). What can be possible reasons for such conflict in your cit	Discrete	numeric-3.0	14	1486	What can be possible reasons for such conflict in your city/village over the next few years?
139	q36_3	(Q36 Secondary, 3rd). What can be possible reasons for such conflict in your cit	Discrete	numeric-3.0	1	1499	What can be possible reasons for such conflict in your city/village over the next few years?

Survey of Conflict Prevention and Cooperation 2004 - Variables List

File database_taj (cont.)							
#	Name	Label	Type	Format	Valid	Invalid	Question
140	q37p_1	(Q37 Primary, 1st). In which form can the conflict be in your city/village over	Discrete	numeric-3.0	44	1456	In which form can the conflict be in your city/village over the next few years?
141	q37p_2	(Q37 Primary, 2nd). In which form can the conflict be in your city/village over	Discrete	numeric-3.0	4	1496	In which form can the conflict be in your city/village over the next few years?
142	q37_1	(Q37 Secondary, 1st). In which form can the conflict be in your city/village ove	Discrete	numeric-3.0	44	1456	In which form can the conflict be in your city/village over the next few years?
143	q37_2	(Q37 Secondary, 2nd). In which form can the conflict be in your city/village ove	Discrete	numeric-3.0	4	1496	In which form can the conflict be in your city/village over the next few years?
144	q38	(Q38). How likely is conflict between Tajikistan and other countries in Central	Discrete	numeric-1.0	1500	0	How likely is conflict between Tajikistan and other countries in Central Asia?
145	q39a1	(Q39A1). Can a conflict be between Tajikistan and Kazakhstan?	Discrete	numeric-1.0	54	1446	Can a conflict be between Tajikistan and Kazakhstan?
146	q39a2p_1	(Q39A2 Primary). Because of which reasons the conflict can be between Tajikistan	Discrete	numeric-3.0	5	1495	Because of which reasons the conflict can be between Tajikistan and Kazakhstan?
147	q39a2_1	(Q39A2 Secondary). Because of which reasons the conflict can be between Tajikist	Discrete	numeric-3.0	5	1495	Because of which reasons the conflict can be between Tajikistan and Kazakhstan?
148	q40ap_1	(Q40A Primary). In which form can the conflict be between Tajikistan and Kazakhs	Discrete	numeric-3.0	5	1495	In which form can the conflict be between Tajikistan and Kazakhstan?
149	q40a_1	(Q40A Secondary). In which form can the conflict be between Tajikistan and Kazak	Discrete	numeric-3.0	5	1495	In which form can the conflict be between Tajikistan and Kazakhstan?
150	q39b1	(Q39B1). Can a conflict be between Tajikistan and Kyrgyzstan?	Discrete	numeric-1.0	54	1446	Because of which reasons the conflict can be between Tajikistan and Kyrgyzstan?
151	q39b2p_1	(Q39B2 Primary, 1st). Because of which reasons the conflict can be between Tajik	Discrete	numeric-3.0	9	1491	Because of which reasons the conflict can be between Tajikistan and Kyrgyzstan?
152	q39b2p_2	(Q39B2 Primary, 2nd). Because of which reasons the conflict can be between Tajik	Discrete	numeric-3.0	2	1498	Because of which reasons the conflict can be between Tajikistan and Kyrgyzstan?
153	q39b2_1	(Q39B2 Secondary, 1st). Because of which reasons the conflict can be between Taj	Discrete	numeric-3.0	9	1491	Because of which reasons the conflict can be between Tajikistan and Kyrgyzstan?
154	q39b2_2	(Q39B2 Secondary, 2nd). Because of which reasons the conflict can be between Taj	Discrete	numeric-3.0	2	1498	Because of which reasons the conflict can be between Tajikistan and Kyrgyzstan?
155	q40bp_1	(Q40B Primary, 1st). In which form can the conflict be between Tajikistan and Ky	Discrete	numeric-3.0	9	1491	In which form can the conflict be between Tajikistan and Kyrgyzstan?
156	q40bp_2	(Q40B Primary, 2nd). In	Discrete	numeric-3.0	3	1497	In which form can the conflict be

Survey of Conflict Prevention and Cooperation 2004 - Variables List

File database_taj (cont.)							
#	Name	Label	Type	Format	Valid	Invalid	Question
		which form can the conflict be between Tajikistan and Ky					between Tajikistan and Kyrgyzstan?
157	q40b_1	(Q40B Secondary, 1st). In which form can the conflict be between Tajikistan and	Discrete	numeric-3.0	9	1491	In which form can the conflict be between Tajikistan and Kyrgyzstan?
158	q40b_2	(Q40B Secondary, 2nd). In which form can the conflict be between Tajikistan and	Discrete	numeric-3.0	3	1497	In which form can the conflict be between Tajikistan and Kyrgyzstan?
159	q39c1	(Q39C1). Can a conflict be between Tajikistan and Turkmenistan?	Discrete	numeric-1.0	54	1446	Can a conflict be between Tajikistan and Turkmenistan?
160	q39c2p_1	(Q39C2 Primary, 1st). Because of which reasons the conflict can be between Tajik	Discrete	numeric-3.0	28	1472	Because of which reasons the conflict can be between Tajikistan and Turkmenistan?
161	q39c2p_2	(Q39C2 Primary, 2nd). Because of which reasons the conflict can be between Tajik	Discrete	numeric-3.0	2	1498	Because of which reasons the conflict can be between Tajikistan and Turkmenistan?
162	q39c2_1	(Q39C2 Secondary, 1st). Because of which reasons the conflict can be between Taj	Discrete	numeric-3.0	28	1472	Because of which reasons the conflict can be between Tajikistan and Turkmenistan?
163	q39c2_2	(Q39C2 Secondary, 2nd). Because of which reasons the conflict can be between Taj	Discrete	numeric-3.0	2	1498	Because of which reasons the conflict can be between Tajikistan and Turkmenistan?
164	q40cp_1	(Q40C Primary, 1st). In which form can the conflict be between Tajikistan and Tu	Discrete	numeric-3.0	28	1472	In which form can the conflict be between Tajikistan and Turkmenistan?
165	q40cp_2	(Q40C Primary, 2nd). In which form can the conflict be between Tajikistan and Tu	Discrete	numeric-3.0	3	1497	In which form can the conflict be between Tajikistan and Turkmenistan?
166	q40c_1	(Q40C Secondary, 1st). In which form can the conflict be between Tajikistan and	Discrete	numeric-3.0	28	1472	In which form can the conflict be between Tajikistan and Turkmenistan?
167	q40c_2	(Q40C Secondary, 2nd). In which form can the conflict be between Tajikistan and	Discrete	numeric-3.0	3	1497	In which form can the conflict be between Tajikistan and Turkmenistan?
168	q39d1	(Q39D1). Can a conflict be between Tajikistan and Uzbekistan?	Discrete	numeric-1.0	54	1446	Can a conflict be between Tajikistan and Uzbekistan?
169	q39d2p_1	(Q39D2 Primary, 1st). Because of which reasons the conflict can be between Tajik	Discrete	numeric-3.0	15	1485	Because of which reasons the conflict can be between Tajikistan and Uzbekistan?
170	q39d2p_2	(Q39D2 Primary, 2nd). Because of which reasons the conflict can be between Tajik	Discrete	numeric-3.0	1	1499	Because of which reasons the conflict can be between Tajikistan and Uzbekistan?
171	q39d2_1	(Q39D2 Second). Because of which reasons the conflict can be between Tajikistan	Discrete	numeric-3.0	15	1485	Because of which reasons the conflict can be between Tajikistan and Uzbekistan?
172	q40dp_1	(Q40D, Primary, 1st). In which form can the conflict	Discrete	numeric-3.0	15	1485	In which form can the conflict be between Tajikistan and Uzbekistan?

Survey of Conflict Prevention and Cooperation 2004 - Variables List

File database_taj (cont.)							
#	Name	Label	Type	Format	Valid	Invalid	Question
		be between Tajikistan and U					
173	q40dp_2	(Q40D, Primary, 2nd). In which form can the conflict be between Tajikistan and U	Discrete	numeric-3.0	3	1497	In which form can the conflict be between Tajikistan and Uzbekistan?
174	q40dp_3	(Q40D, Primary, 3rd). In which form can the conflict be between Tajikistan and U	Discrete	numeric-3.0	2	1498	In which form can the conflict be between Tajikistan and Uzbekistan?
175	q40dp_4	(Q40D, Primary, 4th). In which form can the conflict be between Tajikistan and U	Discrete	numeric-3.0	1	1499	In which form can the conflict be between Tajikistan and Uzbekistan?
176	q40dp_5	(Q40D, Primary, 5th). In which form can the conflict be between Tajikistan and U	Discrete	numeric-3.0	1	1499	In which form can the conflict be between Tajikistan and Uzbekistan?
177	q40d_1	(Q40D, Secondary, 1st). In which form can the conflict be between Tajikistan and	Discrete	numeric-3.0	15	1485	In which form can the conflict be between Tajikistan and Uzbekistan?
178	q40d_2	(Q40D, Secondary, 2nd). In which form can the conflict be between Tajikistan and	Discrete	numeric-3.0	3	1497	In which form can the conflict be between Tajikistan and Uzbekistan?
179	q40d_3	(Q40D, Secondary, 3rd). In which form can the conflict be between Tajikistan and	Discrete	numeric-3.0	2	1498	In which form can the conflict be between Tajikistan and Uzbekistan?
180	q40d_4	(Q40D, Secondary, 4th). In which form can the conflict be between Tajikistan and	Discrete	numeric-3.0	1	1499	In which form can the conflict be between Tajikistan and Uzbekistan?
181	q41	(Q41). Which is more important to you, your ethnicity or your citizenship?	Discrete	numeric-1.0	1500	0	Which is more important to you, your ethnicity or your citizenship?
182	q42	(Q42). How would you estimate current relations among people of different ethnic	Discrete	numeric-1.0	1500	0	How would you estimate current relations among people of different ethnic groups in Tajikistan?
183	q431p_1	(Q431 Primary, 1st). Why do you estimate current relations among people of diffe	Discrete	numeric-3.0	988	512	Why do you estimate current relations among people of different ethnic groups in Tajikistan as good relations?
184	q431p_2	(Q431 Primary, 2nd). Why do you estimate current relations among people of diffe	Discrete	numeric-3.0	43	1457	Why do you estimate current relations among people of different ethnic groups in Tajikistan as good relations?
185	q431p_3	(Q431 Primary, 3rd). Why do you estimate current relations among people of diffe	Discrete	numeric-3.0	1	1499	Why do you estimate current relations among people of different ethnic groups in Tajikistan as good relations?
186	q431_1	(Q431 Secondary, 1st). Why do you estimate current relations among people of dif	Discrete	numeric-3.0	988	512	Why do you estimate current relations among people of different ethnic groups in Tajikistan as good relations?
187	q431_2	(Q431 Secondary, 2nd). Why do you estimate current relations among people of dif	Discrete	numeric-3.0	27	1473	Why do you estimate current relations among people of different ethnic groups in Tajikistan as good relations?

Survey of Conflict Prevention and Cooperation 2004 - Variables List

File database_taj (cont.)							
#	Name	Label	Type	Format	Valid	Invalid	Question
188	q432p_1	(Q432 Primary). Why do you estimate current relations among people of different	Discrete	numeric-3.0	71	1429	Why do you estimate current relations among people of different ethnic groups in Tajikistan as bad relations?
189	q432_1	(Q432 Secondary). Why do you estimate current relations among people of differen	Discrete	numeric-3.0	71	1429	Why do you estimate current relations among people of different ethnic groups in Tajikistan as bad relations?
190	q44_a	(Q44_A). How much do you feel in common with Tajiks?	Discrete	numeric-1.0	1500	0	How much do you feel in common with Tajiks?
191	q44_b	(Q44_B). How much do you feel in common with Russians?	Discrete	numeric-1.0	1500	0	How much do you feel in common with Russians?
192	q44_c	(Q44_C). How much do you feel in common with Uzbeks?	Discrete	numeric-1.0	1500	0	How much do you feel in common with Uzbeks?
193	q45_a	(Q45_A). How will change the current relations between people of different natio	Discrete	numeric-1.0	1500	0	How will change the current relations between people of different nationalities in Tajikistan over the next year?
194	q45_b	(Q45_B). How will change the current relations between people of different natio	Discrete	numeric-1.0	1500	0	How will change the current relations between people of different nationalities in Tajikistan over the next five years?
195	q45_c	(Q45_C). How will change the current relations between people of different natio	Discrete	numeric-1.0	1500	0	How will change the current relations between people of different nationalities in Tajikistan over the next five years?
196	q46_a	(Q46_A). How do you rate policy of our government towards Russians living in Taj	Discrete	numeric-1.0	1500	0	How do you rate policy of our government towards Russians living in Tajikistan?
197	q46_b	(Q46_B). How do you rate policy of our government towards Tajiks living in Tajik	Discrete	numeric-1.0	1500	0	How do you rate policy of our government towards Tajiks living in Tajikistan?
198	q47	(Q47). In the last several years, have you experienced instances of discriminati	Discrete	numeric-1.0	1500	0	In the last several years, have you experienced instances of discrimination because of your ethnicity in Tajikistan?
199	q48p_1	(Q48 Primary). In what form was expressed discrimination of your rights in Tajik	Discrete	numeric-3.0	18	1482	In what form was expressed discrimination of your rights in Tajikistan because of your nationality?
200	q48_1	(Q48 Secondary). In what form was expressed discrimination of your rights in Taj	Discrete	numeric-3.0	18	1482	In what form was expressed discrimination of your rights in Tajikistan because of your nationality?
201	q49	(Q49). Have new people moved to your village or city for work or for living in t	Discrete	numeric-1.0	1500	0	Have new people moved to your village or city for work or for living in the last few years?
202	q50p_1	(Q50 Primary). Where are people have coming for work or for living come from?	Discrete	numeric-3.0	143	1357	Where are people have coming for work or for living come from?
203	q50_1	(Q50 Secondary). Where are people have coming for work or for living come	Discrete	numeric-3.0	143	1357	Where are people have coming for work or for living come from?

Survey of Conflict Prevention and Cooperation 2004 - Variables List

File database_taj (cont.)							
#	Name	Label	Type	Format	Valid	Invalid	Question
		from?					
204	q51p	(Q51 Primary). Where did you and your family move from?	Discrete	numeric-2.0	12	1488	Where did you and your family move from?
205	q51	(Q51 Secondary). Where did you and your family move from?	Discrete	numeric-2.0	12	1488	Where did you and your family move from?
206	q52	(Q52). Are there any tensions between newcomers and local people?	Discrete	numeric-1.0	155	1345	Are there any tensions between newcomers and local people?
207	q521p_1	(Q521 Primary). What conflicts between newcomers and local people are there?	Discrete	numeric-3.0	7	1493	What conflicts between newcomers and local people are there?
208	q521_1	(Q521 Secondary). What conflicts between newcomers and local people are there?	Discrete	numeric-3.0	7	1493	What conflicts between newcomers and local people are there?
209	q53_a	(Q53_A). What impact has borders between Tajikistan and other Central Asian coun	Discrete	numeric-1.0	1500	0	What impact has borders between Tajikistan and other Central Asian countries had in trade, transport, transit across new borders?
210	q53_b	(Q53_B). What impact has borders between Tajikistan and other Central Asian coun	Discrete	numeric-1.0	1500	0	What impact has borders between Tajikistan and other Central Asian countries had in access to water?
211	q53_c	(Q53_C). What impact has borders between Tajikistan and other Central Asian coun	Discrete	numeric-1.0	1500	0	What impact has borders between Tajikistan and other Central Asian countries had in access to energy (electricity, fuel etc.)?
212	q53_d	(Q53_D). What impact has borders between Tajikistan and other Central Asian coun	Discrete	numeric-1.0	1500	0	What impact has borders between Tajikistan and other Central Asian countries had in ability to make financial transactions for business?
213	q53_e	(Q53_E). What impact has borders between Tajikistan and other Central Asian coun	Discrete	numeric-1.0	1500	0	What impact has borders between Tajikistan and other Central Asian countries had for access to family, friends, or business associates?
214	q53_f	(Q53_F). What impact has borders between Tajikistan and other Central Asian coun	Discrete	numeric-1.0	1500	0	What impact has borders between Tajikistan and other Central Asian countries had in conflict, insecurity and crime?
215	q53_g	(Q53_G). What impact has borders between Tajikistan and other Central Asian coun	Discrete	numeric-1.0	1500	0	What impact has borders between Tajikistan and other Central Asian countries had in use and traffic of drugs?
216	q53_h	(Q53_H). What impact has borders between Tajikistan and other Central Asian coun	Discrete	numeric-1.0	1500	0	What impact has borders between Tajikistan and other Central Asian countries had in ability to communicate in one common language?
217	q54_a	(Q54_A). How do you rate border relations between Tajikistan and Kyrgyzstan over	Discrete	numeric-1.0	1500	0	How do you rate border relations between Tajikistan and Kyrgyzstan over the last few years?
218	q54_b	(Q54_B). How do you rate border relations between Tajikistan and Uzbekistan over	Discrete	numeric-1.0	1500	0	How do you rate border relations between Tajikistan and Uzbekistan over the last few years?

Survey of Conflict Prevention and Cooperation 2004 - Variables List

File database_taj (cont.)							
#	Name	Label	Type	Format	Valid	Invalid	Question
219	q551p_1	(Q551 Primary, 1st). If you have traveled to Kazakhstan since 2000, what was the	Discrete	numeric-3.0	1500	0	If you have traveled to Kazakhstan since 2000, what was the purpose of your travel?
220	q551p_2	(Q551 Primary, 2nd). If you have traveled to Kazakhstan since 2000, what was the	Discrete	numeric-3.0	3	1497	If you have traveled to Kazakhstan since 2000, what was the purpose of your travel?
221	q551_1	(Q551 Secondary, 1st). If you have traveled to Kazakhstan since 2000, what was t	Discrete	numeric-3.0	1500	0	If you have traveled to Kazakhstan since 2000, what was the purpose of your travel?
222	q551_2	(Q551 Secondary, 2nd). If you have traveled to Kazakhstan since 2000, what was t	Discrete	numeric-3.0	3	1497	If you have traveled to Kazakhstan since 2000, what was the purpose of your travel?
223	q552p_1	(Q552 Primary, 1st). If you have traveled to Kyrgyzstan since 2000, what was the	Discrete	numeric-3.0	1500	0	If you have traveled to Kyrgyzstan since 2000, what was the purpose of your travel?
224	q552p_2	(Q552 Primary, 2nd). If you have traveled to Kyrgyzstan since 2000, what was the	Discrete	numeric-3.0	22	1478	If you have traveled to Kyrgyzstan since 2000, what was the purpose of your travel?
225	q552p_3	(Q552 Primary, 3rd). If you have traveled to Kyrgyzstan since 2000, what was the	Discrete	numeric-3.0	2	1498	If you have traveled to Kyrgyzstan since 2000, what was the purpose of your travel?
226	q552_1	(Q552 Secondary, 1st). If you have traveled to Kyrgyzstan since 2000, what was t	Discrete	numeric-3.0	1500	0	If you have traveled to Kyrgyzstan since 2000, what was the purpose of your travel?
227	q552_2	(Q552 Secondary, 2nd). If you have traveled to Kyrgyzstan since 2000, what was t	Discrete	numeric-3.0	22	1478	If you have traveled to Kyrgyzstan since 2000, what was the purpose of your travel?
228	q552_3	(Q552 Secondary, 3rd). If you have traveled to Kyrgyzstan since 2000, what was t	Discrete	numeric-3.0	2	1498	If you have traveled to Kyrgyzstan since 2000, what was the purpose of your travel?
229	q553p_1	(Q553 Primary, 1st). If you have traveled to Turkmenistan since 2000, what was t	Discrete	numeric-3.0	1500	0	If you have traveled to Turkmenistan since 2000, what was the purpose of your travel?
230	q553p_2	(Q553 Primary, 2nd). If you have traveled to Turkmenistan since 2000, what was t	Discrete	numeric-3.0	10	1490	If you have traveled to Turkmenistan since 2000, what was the purpose of your travel?
231	q553p_3	(Q553 Primary, 3rd). If you have traveled to Turkmenistan since 2000, what was t	Discrete	numeric-3.0	1	1499	If you have traveled to Turkmenistan since 2000, what was the purpose of your travel?
232	q553_1	(Q553 Secondary, 1st). If you have traveled to Turkmenistan since 2000, what was	Discrete	numeric-3.0	1500	0	If you have traveled to Turkmenistan since 2000, what was the purpose of your travel?
233	q553_2	(Q553 Secondary, 2nd). If you have traveled to Turkmenistan since 2000, what was	Discrete	numeric-3.0	10	1490	If you have traveled to Turkmenistan since 2000, what was the purpose of your travel?

Survey of Conflict Prevention and Cooperation 2004 - Variables List

File database_taj (cont.)							
#	Name	Label	Type	Format	Valid	Invalid	Question
234	q553_3	(Q553 Secondary, 3rd). If you have traveled to Turkmenistan since 2000, what was	Discrete	numeric-3.0	1	1499	If you have traveled to Turkmenistan since 2000, what was the purpose of your travel?
235	q554p_1	(Q554 Primary). If you have traveled to Uzbekistan since 2000, what was the purp	Discrete	numeric-3.0	1500	0	If you have traveled to Uzbekistan since 2000, what was the purpose of your travel?
236	q554_1	(Q554 Secondary). If you have traveled to Uzbekistan since 2000, what was the pu	Discrete	numeric-3.0	1500	0	If you have traveled to Uzbekistan since 2000, what was the purpose of your travel?
237	q56p_1	(Q56 Primary, 1st). Have you encountered any of the following problems when trav	Discrete	numeric-3.0	158	1342	Have you encountered any of the following problems when traveling to any of the Central Asian countries?
238	q56p_2	(Q56 Primary, 2nd). Have you encountered any of the following problems when trav	Discrete	numeric-3.0	109	1391	Have you encountered any of the following problems when traveling to any of the Central Asian countries?
239	q56p_3	(Q56 Primary, 3rd). Have you encountered any of the following problems when trav	Discrete	numeric-3.0	73	1427	Have you encountered any of the following problems when traveling to any of the Central Asian countries?
240	q56p_4	(Q56 Primary, 4th). Have you encountered any of the following problems when trav	Discrete	numeric-3.0	36	1464	Have you encountered any of the following problems when traveling to any of the Central Asian countries?
241	q56p_5	(Q56 Primary, 5th). Have you encountered any of the following problems when trav	Discrete	numeric-3.0	22	1478	Have you encountered any of the following problems when traveling to any of the Central Asian countries?
242	q56p_6	(Q56 Primary, 6th). Have you encountered any of the following problems when trav	Discrete	numeric-3.0	11	1489	Have you encountered any of the following problems when traveling to any of the Central Asian countries?
243	q56p_7	(Q56 Primary, 7th). Have you encountered any of the following problems when trav	Discrete	numeric-3.0	9	1491	Have you encountered any of the following problems when traveling to any of the Central Asian countries?
244	q56p_8	(Q56 Primary, 8th). Have you encountered any of the following problems when trav	Discrete	numeric-3.0	1	1499	Have you encountered any of the following problems when traveling to any of the Central Asian countries?
245	q56_1	(Q56 Secondary, 1st). Have you encountered any of the following problems when tr	Discrete	numeric-3.0	158	1342	Have you encountered any of the following problems when traveling to any of the Central Asian countries?
246	q56_2	(Q56 Secondary, 2nd). Have you encountered any of the following problems when tr	Discrete	numeric-3.0	109	1391	Have you encountered any of the following problems when traveling to any of the Central Asian countries?
247	q56_3	(Q56 Secondary, 3rd). Have you encountered any of the following problems when tr	Discrete	numeric-3.0	73	1427	Have you encountered any of the following problems when traveling to any of the Central Asian countries?
248	q56_4	(Q56 Secondary, 4th). Have you encountered any of the following problems when tr	Discrete	numeric-3.0	35	1465	Have you encountered any of the following problems when traveling to any of the Central Asian countries?

Survey of Conflict Prevention and Cooperation 2004 - Variables List

File database_taj (cont.)							
#	Name	Label	Type	Format	Valid	Invalid	Question
249	q56_5	(Q56 Secondary, 5th). Have you encountered any of the following problems when tr	Discrete	numeric-3.0	21	1479	Have you encountered any of the following problems when traveling to any of the Central Asian countries?
250	q56_6	(Q56 Secondary, 6th). Have you encountered any of the following problems when tr	Discrete	numeric-3.0	9	1491	Have you encountered any of the following problems when traveling to any of the Central Asian countries?
251	q56_7	(Q56 Secondary, 7th). Have you encountered any of the following problems when tr	Discrete	numeric-3.0	6	1494	Have you encountered any of the following problems when traveling to any of the Central Asian countries?
252	q57	(Q57). How many children do you have?	Discrete	numeric-2.0	1202	298	How many children do you have?
253	q57_rec	(Q57_REC). How many children do you have?	Discrete	numeric-2.0	1500	0	How many children do you have?
254	q58	(Q58). Did you leave your village/city in 2004 for work or trade, irrespective o	Discrete	numeric-1.0	1500	0	Did you leave your village/city in 2004 for work or trade, irrespective of trip duration?
255	q59	(Q59). What country did you primarily go to for work or trade?	Discrete	numeric-2.0	139	1361	What country did you primarily go to for work or trade?
256	q60_1	(Q60 Primary). Which oblasts of Tajikistan did you go to for work or trade?	Discrete	numeric-3.0	48	1452	Which oblasts of Tajikistan did you go to for work or trade?
257	q60_2	(Q60 Secondary). Which oblasts of Tajikistan did you go to for work or trade?	Discrete	numeric-3.0	9	1491	Which oblasts of Tajikistan did you go to for work or trade?
258	q61	(Q61). Did you go to a city or village for work or trade?	Discrete	numeric-1.0	139	1361	Did you go to a city or village for work or trade?
259	q62p	(Q62 Secondary). In which sphere of business you were mainly engaged in the plac	Discrete	numeric-2.0	139	1361	In which sphere of business you were mainly engaged in the place where you went for work or trade?
260	q62	(Q62 Secondary). In which sphere of business you were mainly engaged in the plac	Discrete	numeric-2.0	139	1361	In which sphere of business you were mainly engaged in the place where you went for work or trade?
261	q63	(Q63). What goods did you primarily trade or trade?	Discrete	numeric-2.0	76	1424	What goods did you primarily trade or trade?
262	q64p_1	(Q64 Primary, 1st). What exactly did you do during your trips for work or trade?	Discrete	numeric-3.0	63	1437	What exactly did you do during your trips for work or trade?
263	q64p_2	(Q64 Primary, 2nd). What exactly did you do during your trips for work or trade?	Discrete	numeric-3.0	3	1497	What exactly did you do during your trips for work or trade?
264	q64_1	(Q64 Secondary). What exactly did you do during your trips for work or trade?	Discrete	numeric-3.0	63	1437	What exactly did you do during your trips for work or trade?
265	q65p	(Q65 Primary). How often do you go to work or trade outside your village/city?	Discrete	numeric-2.0	139	1361	How often do you go to work or trade outside your village/city?

Survey of Conflict Prevention and Cooperation 2004 - Variables List

File database_taj (cont.)							
#	Name	Label	Type	Format	Valid	Invalid	Question
266	q65	(Q65 Secondary). How often do you go to work or trade outside your village/city?	Discrete	numeric-2.0	139	1361	How often do you go to work or trade outside your village/city?
267	q66p	(Q66 Primary). How long do you usually remain away for work or trade?	Discrete	numeric-2.0	139	1361	How long do you usually remain away for work or trade?
268	q66	(Q66 Secondary). How long do you usually remain away for work or trade?	Discrete	numeric-2.0	139	1361	How long do you usually remain away for work or trade?
269	q67	(Q67). How many trips for work or trade did you make during 2004?	Discrete	numeric-3.0	116	1384	How many trips for work or trade did you make during 2004?
270	q68	(Q68). What year did you first go to work or trade outside your place of residen	Discrete	numeric-4.0	117	1383	What year did you first go to work or trade outside your place of residence?
271	q69p	(Q69 Primary). What did you do before your first leaving for work or trade?	Discrete	numeric-2.0	139	1361	What did you do before your first leaving for work or trade?
272	q69	(Q69 Secondary). What did you do before your first leaving for work or trade?	Discrete	numeric-2.0	139	1361	What did you do before your first leaving for work or trade?
273	q70	(Q70). Did you have friends or relatives living there when you first traveled th	Discrete	numeric-1.0	139	1361	Did you have friends or relatives living there when you first traveled there?
274	q71p	(Q71 Primary). What is the primary reason you went to work or trade outside you	Discrete	numeric-2.0	139	1361	What is the primary reason you went to work or trade outside your place of residence?
275	q71	(Q71 Secondary). What is the primary reason you went to work or trade outside yo	Discrete	numeric-2.0	139	1361	What is the primary reason you went to work or trade outside your place of residence?
276	q72	(Q72). How much has the financial situation of household changed in result of yo	Discrete	numeric-1.0	139	1361	How much has the financial situation of household changed in result of your working or trading outside of your village/city?
277	q73	(Q73). What percentage of your total household income in 2004 constitutes income	Discrete	numeric-3.0	85	1415	What percentage of your total household income in 2004 constitutes income from your trips for work or trade?
278	q74p_1	(Q74 Primary, 1st). Name please two major difficulties that you had when traveli	Discrete	numeric-3.0	139	1361	Name please two major difficulties that you had when traveling and staying outside your village or city for work or trade?
279	q74p_2	(Q74 Primary, 2nd). Name please two major difficulties that you had when traveli	Discrete	numeric-3.0	114	1386	Name please two major difficulties that you had when traveling and staying outside your village or city for work or trade?
280	q74_1	(Q74 Secondary, 1st). Name please two major difficulties that you had when trave	Discrete	numeric-3.0	139	1361	Name please two major difficulties that you had when traveling and staying outside your village or city for work or trade?
281	q74_2	(Q74 Secondary, 2nd). Name please two major difficulties that you had when trave	Discrete	numeric-3.0	102	1398	Name please two major difficulties that you had when traveling and staying outside your village or city for work or trade?

Survey of Conflict Prevention and Cooperation 2004 - Variables List

File database_taj (cont.)							
#	Name	Label	Type	Format	Valid	Invalid	Question
282	q75p_1	(Q75 Primary, 1st). In your opinion, where does the greatest threat to the secur	Discrete	numeric-3.0	1500	0	In your opinion, where does the greatest threat to the security of Tajikistan come from or there is not such threat at all?
283	q75p_2	(Q75 Primary, 2nd). In your opinion, where does the greatest threat to the secur	Discrete	numeric-3.0	85	1415	In your opinion, where does the greatest threat to the security of Tajikistan come from or there is not such threat at all?
284	q75_1	(Q75 Secondary, 1st). In your opinion, where does the greatest threat to the sec	Discrete	numeric-3.0	1500	0	In your opinion, where does the greatest threat to the security of Tajikistan come from or there is not such threat at all?
285	q75_2	(Q75 Secondary, 2nd). In your opinion, where does the greatest threat to the sec	Discrete	numeric-3.0	80	1420	In your opinion, where does the greatest threat to the security of Tajikistan come from or there is not such threat at all?
286	q76p_1	(Q76 Primary, 1st). Which one (republic, country, organization) poses the bigges	Discrete	numeric-3.0	138	1362	Which one (republic, country, organization) poses the biggest threat?
287	q76p_2	(Q76 Primary, 2nd). Which one (republic, country, organization) poses the bigges	Discrete	numeric-3.0	25	1475	Which one (republic, country, organization) poses the biggest threat?
288	q76_1	(Q76 Secondary, 1st). Which one (republic, country, organization) poses the bigg	Discrete	numeric-3.0	138	1362	Which one (republic, country, organization) poses the biggest threat?
289	q76_2	(Q76 Secondary, 2nd). Which one (republic, country, organization) poses the bigg	Discrete	numeric-3.0	24	1476	Which one (republic, country, organization) poses the biggest threat?
290	q77	(Q77). Which country in Central Asia do you regard as the most important partner	Discrete	numeric-1.0	1500	0	Which country in Central Asia do you regard as the most important partner for Tajikistan?
291	q78p_1	(Q78 Primary, 1st). Which countries outside of Central Asia do you regard as the	Discrete	numeric-3.0	1500	0	Which countries outside of Central Asia do you regard as the most important partners for Tajikistan?
292	q78p_2	(Q78 Primary, 2nd). Which countries outside of Central Asia do you regard as the	Discrete	numeric-3.0	1077	423	Which countries outside of Central Asia do you regard as the most important partners for Tajikistan?
293	q78p_3	(Q78 Primary, 3rd). Which countries outside of Central Asia do you regard as the	Discrete	numeric-3.0	851	649	Which countries outside of Central Asia do you regard as the most important partners for Tajikistan?
294	q78_1	(Q78 Secondary, 1st). Which countries outside of Central Asia do you regard as t	Discrete	numeric-3.0	1500	0	Which countries outside of Central Asia do you regard as the most important partners for Tajikistan?
295	q78_2	(Q78 Secondary, 2nd). Which countries outside of Central Asia do you regard as t	Discrete	numeric-3.0	1077	423	Which countries outside of Central Asia do you regard as the most important partners for Tajikistan?
296	q78_3	(Q78 Secondary, 3rd). Which countries outside of Central Asia do you regard as t	Discrete	numeric-3.0	845	655	Which countries outside of Central Asia do you regard as the most important partners for Tajikistan?

Survey of Conflict Prevention and Cooperation 2004 - Variables List

File database_taj (cont.)							
#	Name	Label	Type	Format	Valid	Invalid	Question
297	q79	(Q79). How do you assess the economic cooperation in Central Asia over the last	Discrete	numeric-1.0	1500	0	How do you assess the economic cooperation in Central Asia over the last 2 to 3 years?
298	q80p_1	(Q80 Primary, 1st). Name please the two most important issues for cooperation be	Discrete	numeric-3.0	1500	0	Name please the two most important issues for cooperation between Tajikistan and other Central Asian countries?
299	q80p_2	(Q80 Primary, 2nd). Name please the two most important issues for cooperation be	Discrete	numeric-3.0	1267	233	Name please the two most important issues for cooperation between Tajikistan and other Central Asian countries?
300	q80_1	(Q80 Secondary, 1st). Name please the two most important issues for cooperation	Discrete	numeric-3.0	1500	0	Name please the two most important issues for cooperation between Tajikistan and other Central Asian countries?
301	q80_2	(Q80 Secondary, 2nd). Name please the two most important issues for cooperation	Discrete	numeric-3.0	1266	234	Name please the two most important issues for cooperation between Tajikistan and other Central Asian countries?
302	q81	(Q81). Are you generally satisfied or dissatisfied with the situation in Tajikis	Discrete	numeric-1.0	1500	0	Are you generally satisfied or dissatisfied with the situation in Tajikistan today?
303	q82p_1	(Q82 Primary, 1st). In your opinion, what are the three most important problems	Discrete	numeric-3.0	1500	0	In your opinion, what are the three most important problems in Tajikistan today?
304	q82p_2	(Q82 Primary, 2nd). In your opinion, what are the three most important problems	Discrete	numeric-3.0	1196	304	In your opinion, what are the three most important problems in Tajikistan today?
305	q82p_3	(Q82 Primary, 3rd). In your opinion, what are the three most important problems	Discrete	numeric-3.0	942	558	In your opinion, what are the three most important problems in Tajikistan today?
306	q82_1	(Q82 Secondary, 1st). In your opinion, what are the three most important problem	Discrete	numeric-3.0	1500	0	In your opinion, what are the three most important problems in Tajikistan today?
307	q82_2	(Q82 Secondary, 2nd). In your opinion, what are the three most important problem	Discrete	numeric-3.0	1148	352	In your opinion, what are the three most important problems in Tajikistan today?
308	q82_3	(Q82 Secondary, 3rd). In your opinion, what are the three most important problem	Discrete	numeric-3.0	689	811	In your opinion, what are the three most important problems in Tajikistan today?
309	q83	(Q83). How would you describe the current economic situation in Tajikistan?	Discrete	numeric-1.0	1500	0	How would you describe the current economic situation in Tajikistan?
310	q84p	(Q84 Primary). When do you think people in Tajikistan will live better?	Discrete	numeric-2.0	1500	0	When do you think people in Tajikistan will live better?
311	q84	(Q84 Secondary). When do you think people in Tajikistan will live better?	Discrete	numeric-2.0	1500	0	When do you think people in Tajikistan will live better?
312	q85_a	(Q85_A). Please rate the quality of healthcare services provided by government o	Discrete	numeric-1.0	1500	0	Please rate the quality of healthcare services provided by government of Tajikistan?

Survey of Conflict Prevention and Cooperation 2004 - Variables List

File database_taj (cont.)							
#	Name	Label	Type	Format	Valid	Invalid	Question
313	q85_b	(Q85_B). Please rate the quality of secondary education provided by government o	Discrete	numeric-1.0	1500	0	Please rate the quality of secondary education provided by government of Tajikistan?
314	q85_c	(Q85_C). Please rate the quality of higher education provided by government of T	Discrete	numeric-1.0	1500	0	Please rate the quality of higher education provided by government of Tajikistan?
315	q85_d	(Q85_D). Please rate the quality of pensions provided by government of Tajikista	Discrete	numeric-1.0	1500	0	Please rate the quality of pensions provided by government of Tajikistan?
316	q85_e	(Q85_E). Please rate the quality of solving problems of youth provided by govern	Discrete	numeric-1.0	1500	0	Please rate the quality of solving problems of youth provided by government of Tajikistan?
317	q85_f	(Q85_F). Please rate the quality of social assistance and programs provided by g	Discrete	numeric-1.0	1500	0	Please rate the quality of social assistance and programs provided by government of Tajikistan?
318	q85_g	(Q85_G). Please rate the quality of protecting the rights of ethnic minorities p	Discrete	numeric-1.0	1500	0	Please rate the quality of protecting the rights of ethnic minorities provided by government of Tajikistan?
319	q85_h	(Q85_H). Please rate the quality of maintaining good relations with other Centra	Discrete	numeric-1.0	1500	0	Please rate the quality of maintaining good relations with other Central Asian countries provided by government of Tajikistan?
320	q86_a	(Q86_A). How satisfied or dissatisfied you are with security in the country?	Discrete	numeric-1.0	1500	0	How satisfied or dissatisfied you are with security in the country?
321	q86_b	(Q86_B). How satisfied or dissatisfied you are with respect of rights of citizen	Discrete	numeric-1.0	1500	0	How satisfied or dissatisfied you are with respect of rights of citizens by authorities?
322	q86_c	(Q86_C). How satisfied or dissatisfied you are with customs services?	Discrete	numeric-1.0	1500	0	How satisfied or dissatisfied you are with customs services?
323	q86_d	(Q86_D). How satisfied or dissatisfied you are with border guards?	Discrete	numeric-1.0	1500	0	How satisfied or dissatisfied you are with border guards?
324	q86_e	(Q86_E). How satisfied or dissatisfied you are with law enforcement officials (p	Discrete	numeric-1.0	1500	0	How satisfied or dissatisfied you are with law enforcement officials (police, persecutor, courts)?
325	q86_f	(Q86_F). How satisfied or dissatisfied you are with opportunity of citizens to i	Discrete	numeric-1.0	1500	0	How satisfied or dissatisfied you are with opportunity of citizens to influence the State power?
326	q86_g	(Q86_G). How satisfied or dissatisfied you are with level of political freedoms?	Discrete	numeric-1.0	1500	0	How satisfied or dissatisfied you are with level of political freedoms?
327	q86_h	(Q86_H). How satisfied or dissatisfied you are with level of independence of the	Discrete	numeric-1.0	1500	0	How satisfied or dissatisfied you are with level of independence of the mass media?
328	q87_a	(Q87_A). How fairly does hukumat treat you and people like you?	Discrete	numeric-1.0	1500	0). How fairly does hukumat treat you and people like you?
329	q87_b	(Q87_B). How fairly does national government treat you and people like you?	Discrete	numeric-1.0	1500	0	How fairly does national government treat you and people like you?

Survey of Conflict Prevention and Cooperation 2004 - Variables List

File database_taj (cont.)							
#	Name	Label	Type	Format	Valid	Invalid	Question
330	q87_c	(Q87_C). How fairly do heads mahalla committe treat you and people like you?	Discrete	numeric-1.0	1500	0	How fairly do heads mahalla committe treat you and people like you?
331	q87_d	(Q87_D). How fairly do heads of rural community treat you and people like you?	Discrete	numeric-1.0	1090	410	How fairly do heads of rural community treat you and people like you?
332	q87_e	(Q87_E). How fairly does militsia staff treat you and people like you?	Discrete	numeric-1.0	1500	0	How fairly does militsia staff treat you and people like you?
333	q87_f	(Q87_F). How fairly do courts treat you and people like you?	Discrete	numeric-1.0	1500	0	How fairly do courts treat you and people like you?
334	q87_g	(Q87_G). How fairly do tax authorities treat you and people like you?	Discrete	numeric-1.0	1500	0	How fairly do tax authorities treat you and people like you?
335	q87_h	(Q87_H). How fairly do clergy (of mosques and churches) treat you and people lik	Discrete	numeric-1.0	1500	0	How fairly do clergy (of mosques and churches) treat you and people like you?
336	q88	(Q88). In your opinion, how serious is the level of corruption in Tajikistan?	Discrete	numeric-1.0	1500	0	In your opinion, how serious is the level of corruption in Tajikistan?
337	q89_a	(Q89_A). How much corruption you think there is among staff of the courts?	Discrete	numeric-1.0	1500	0	How much corruption you think there is among staff of the courts?
338	q89_b	(Q89_B). How much corruption you think there is among staff of the militsia?	Discrete	numeric-1.0	1500	0	How much corruption you think there is among staff of the militsia?
339	q89_c	(Q89_C). How much corruption you think there is among clergy of mosques and chur	Discrete	numeric-1.0	1500	0	How much corruption you think there is among clergy of mosques and churches?
340	q89_d	(Q89_D). How much corruption you think there is among staff of healthcare instit	Discrete	numeric-1.0	1500	0	How much corruption you think there is among staff of healthcare institutions?
341	q89_e	(Q89_E). How much corruption you think there is among staff of universities and	Discrete	numeric-1.0	1500	0	How much corruption you think there is among staff of universities and other institutions of higher education?
342	q89_f	(Q89_F). How much corruption you think there is among staff of secondary schools	Discrete	numeric-1.0	1500	0	How much corruption you think there is among staff of secondary schools?
343	q89_g	(Q89_G). How much corruption you think there is among staff of local government?	Discrete	numeric-1.0	1500	0	How much corruption you think there is among staff of local government?
344	q89_h	(Q89_H). How much corruption you think there is among staff of national governme	Discrete	numeric-1.0	1500	0	How much corruption you think there is among staff of national government?
345	q89_i	(Q89_I). How much corruption you think there is among staff of mahalla committee	Discrete	numeric-1.0	1500	0	How much corruption you think there is among staff of mahalla committee?

Survey of Conflict Prevention and Cooperation 2004 - Variables List

File database_taj (cont.)							
#	Name	Label	Type	Format	Valid	Invalid	Question
346	q89_j	(Q89_J). How much corruption you think there is among staff of passport and regi	Discrete	numeric-1.0	1500	0	How much corruption you think there is among staff of passport and registration offices?
347	q90	(Q90). What role do you think Islam plays in the political life of Tajikistan?	Discrete	numeric-1.0	1500	0	What role do you think Islam plays in the political life of Tajikistan?
348	q91	(Q91). What role do you think Islam should play in the political life of Tajikis	Discrete	numeric-1.0	1500	0	What role do you think Islam should play in the political life of Tajikistan?
349	q92p	(Q92 Primary). What is your religion?	Discrete	numeric-2.0	1500	0	What is your religion?
350	q92	(Q92 Secondary). What is your religion?	Discrete	numeric-2.0	1500	0	What is your religion?
351	q93	(Q93). How many times a day do you pray?	Discrete	numeric-2.0	683	817	How many times a day do you pray?
352	q94	(Q94). Do you know what jihad means in Islam?	Discrete	numeric-1.0	1420	80	Do you know what jihad means in Islam?
353	q95	(Q95). Some people say that jihad is a fight of a Muslim with the devil inside o	Discrete	numeric-2.0	506	994	Some people say that jihad is a fight of a Muslim with the devil inside oneself, others say that it is a fight of a Muslim with non-Muslims. Which point of you do you share?
354	q102	(Q102). The level of welfare of the household according to observation of interv	Discrete	numeric-1.0	1500	0	-
355	weights	Case-to-case weights	Continuous	numeric-17.14	1500	0	-

Variables Description

Dataset contains 355 variable(s)

File database_taj

#1 q_number: Number of the questionnaire	
Information	[type=continuous] [format=numeric] [valid=1500] [valid(weighted)=1500] [range=4501-6000]
Security	Public






#2 kish_no: Number of Kish card				
Information	[type=discrete] [format=numeric] [valid=1500] [valid(weighted)=1500] [range=1-8]			
Security	Public			
Value	Label	Cases	Weighted	Percentage (weighted)
1		250	230.293	15.4%
2		125	129.496	8.6%
3		125	129.413	8.6%
4		250	245.927	16.4%
5		250	251.492	16.8%
6		125	130.957	8.7%
7		125	133.527	8.9%
8		250	248.895	16.6%

#3 kish_mem: Quantity of members of HH in accordance to the Kish card				
Information	[type=discrete] [format=numeric] [valid=1500] [valid(weighted)=1500] [range=1-12]			
Security	Public			
Value	Label	Cases	Weighted	Percentage (weighted)
1		156	56.036	3.7%
2		539	352.129	23.5%
3		276	269.162	17.9%
4		217	262.726	17.5%
5		139	206.16	13.7%
6		81	141.989	9.5%
7		44	89.852	6.0%
8		32	73.399	4.9%
9		9	25.946	1.7%
10		6	18.859	1.3%
12		1	3.743	0.2%




























#4 psu_no: PSU	
Information	[type=continuous] [format=numeric] [valid=1500] [valid(weighted)=1500] [range=183-238]
Security	Public

File database_taj (cont.)

#5 region: Province

Information	[type=discrete] [format=numeric] [valid=1500] [valid(weighted)=1500] [range=1-5]			
Security	Public			
Value	Label	Cases	Weighted	Percentage (weighted)
1	GBAO	50	50	 3.3%
2	Sogd region	468	468	 31.2%
3	Khatlon region	521	521	 34.7%
4	District of republic subordination	324	324	 21.6%
5	Dushanbe city	137	137	 9.1%

#6 district: District

Information	[type=discrete] [format=numeric] [valid=1232] [valid(weighted)=1227.389] [range=1-58]			
Security	Public			
Value	Label	Cases	Weighted	Percentage (weighted)
1	Vanch district	21	22.841	 1.9%
2	Ishkashim district	22	20.159	 1.6%
10	Ainin district	27	22.837	 1.9%
11	Asht district	55	49.329	 4.0%
12	Ganch district	27	23.541	 1.9%
14	Isfar district	84	73.388	 6.0%
19	Dzh.Rasulov district	83	76.455	 6.2%
21	Hodzhent district	111	135.264	 11.0%
24	Vahsh district	28	33.802	 2.8%
25	Vosei district	23	21.239	 1.7%
26	Dangara district	52	71.727	 5.8%
27	Dzhilikul district	56	41.656	 3.4%
28	Gozimal district	29	34.268	 2.8%
29	Kabodien district	29	24.301	 2.0%
31	Bohtar district	57	54.776	 4.5%
32	Hochamasta district	87	95.23	 7.8%
34	Kumsangir district	29	26.231	 2.1%
38	Pyadzh district	29	23.657	 1.9%
40	Hoalin district	28	50.009	 4.1%
41	Shaartuz district	29	12.786	 1.0%
46	Sarband district	22	10.774	 0.9%
48	Varzob district	27	30.134	 2.5%
49	Rasht district	85	81.369	 6.6%
50	Gissar district	20	19.12	 1.6%
53	Lenin district	58	37.772	 3.1%
54	Kofarnihon district	28	26.755	 2.2%
58	Tursunzadev district	86	107.969	 8.8%
Sysmiss		268	272.611	

File database_taj (cont.)

#7 city: City				
Information	[type=discrete] [format=numeric] [valid=410] [valid(weighted)=410] [range=1-62]			
Security	Public			
Value	Label	Cases	Weighted	Percentage (weighted)
1	Horog city	7	7	1.7%
2	Hudzhand city	54	57.299	14.0%
3	Isfara city	27	29.887	7.3%
18	Shaidon town	27	27.009	6.6%
30	Proletarsk town	27	20.804	5.1%
33	Kulyab city	23	20.544	5.0%
36	Vose town	23	21.239	5.2%
37	Dangara city	23	38.443	9.4%
55	Sarband city	22	10.774	2.6%
56	Dushanbe city	137	137	33.4%
58	Tursunzade city	20	20.88	5.1%
62	Gissar city	20	19.12	4.7%
Sysmiss		1090	1090	

#8 point_t: Point type				
Information	[type=discrete] [format=numeric] [valid=1500] [valid(weighted)=1500] [range=1-2]			
Security	Public			
Value	Label	Cases	Weighted	Percentage (weighted)
1	Urban	410	410	27.3%
2	Rural	1090	1090	72.7%

#9 country: Country of the survey				
Information	[type=discrete] [format=numeric] [valid=1500] [valid(weighted)=1500] [range=3-3]			
Security	Public			
Value	Label	Cases	Weighted	Percentage (weighted)
3	Tajikistan	1500	1500	100.0%

#10 gender: Gender of respondent				
Information	[type=discrete] [format=numeric] [valid=1500] [valid(weighted)=1500] [range=1-2]			
Security	Public			
Value	Label	Cases	Weighted	Percentage (weighted)
1	Male	688	718.088	47.9%
2	Female	812	781.912	52.1%

File database_taj_(cont.)

#11 i_date: Interview date

Information	[type=discrete] [format=character] [valid=1500] [valid(weighted)=1500]
--------------------	--

Security	Public
-----------------	--------

Value	Label	Cases	Weighted	Percentage (weighted)
2004-09-17		12	13.208	0.9%
2004-09-18		36	41.287	2.8%
2004-09-19		50	50.831	3.4%
2004-09-20		145	152.387	10.2%
2004-09-21		249	247.852	16.5%
2004-09-22		274	269.925	18.0%
2004-09-23		225	220.439	14.7%
2004-09-24		227	204.874	13.7%
2004-09-25		148	149.846	10.0%
2004-09-26		66	71.062	4.7%
2004-09-27		42	49.445	3.3%
2004-09-28		13	14.406	1.0%
2004-09-29		7	7.617	0.5%
2004-09-30		6	6.822	0.5%

#12 time_st: Interview beginning

Information	[type=discrete] [format=character] [valid=1500] [valid(weighted)=1500]
--------------------	--

Security	Public
-----------------	--------

Value	Label	Cases	Weighted	Percentage (weighted)
06:07:00		1	0.239	0.0%
06:10:00		1	1.79	0.1%
06:15:00		1	0.409	0.0%
06:20:00		2	0.975	0.1%
06:30:00		1	1.192	0.1%
06:36:00		1	0.911	0.1%
06:40:00		2	2.307	0.2%
06:42:00		1	0.309	0.0%
06:45:00		4	3.666	0.2%
06:47:00		1	1.443	0.1%
06:50:00		2	1.541	0.1%
06:51:00		1	0.911	0.1%
06:52:00		1	0.637	0.0%
06:55:00		1	1.265	0.1%
06:58:00		1	0.866	0.1%
06:59:00		2	3.227	0.2%
07:00:00		5	6.395	0.4%
07:05:00		7	4.771	0.3%
07:07:00		1	1.508	0.1%
07:09:00		1	0.478	0.0%
07:10:00		3	3.474	0.2%

File database_taj_(cont.)

#12 time_st: Interview beginning (cont.)

Value (cont.)	Label	Cases	Weighted	Percentage (weighted)
07:11:00		1	1.472	0.1%
07:15:00		3	3.817	0.3%
07:16:00		2	2.358	0.2%
07:17:00		1	1	0.1%
07:18:00		4	8.395	0.6%
07:20:00		1	0.949	0.1%
07:22:00		1	1.026	0.1%
07:23:00		1	0.818	0.1%
07:25:00		3	2.542	0.2%
07:26:00		1	0.617	0.0%
07:27:00		2	1.971	0.1%
07:30:00		11	13.817	0.9%
07:31:00		2	0.939	0.1%
07:33:00		2	0.907	0.1%
07:35:00		4	4.956	0.3%
07:40:00		5	5.744	0.4%
07:45:00		8	6.955	0.5%
07:46:00		1	0.589	0.0%
07:48:00		3	2.107	0.1%
07:50:00		5	2.516	0.2%
07:51:00		3	1.572	0.1%
07:54:00		1	0.617	0.0%
07:55:00		2	1.56	0.1%
08:00:00		8	9.827	0.7%
08:01:00		1	0.597	0.0%
08:02:00		2	2.162	0.1%
08:03:00		2	3.117	0.2%
08:04:00		1	1.278	0.1%
08:05:00		11	10.183	0.7%
08:06:00		1	0.608	0.0%
08:10:00		5	3.514	0.2%
08:12:00		1	1.443	0.1%
08:14:00		1	1.459	0.1%
08:15:00		7	5.123	0.3%
08:16:00		1	1.766	0.1%
08:17:00		1	0.667	0.0%
08:18:00		1	1.248	0.1%
08:20:00		4	4.617	0.3%
08:21:00		2	2.08	0.1%
08:23:00		1	0.746	0.0%
08:24:00		1	0.998	0.1%
08:25:00		2	2.648	0.2%
08:27:00		1	0.592	0.0%
08:30:00		4	2.822	0.2%

File database_taj (cont.)

#12 time_st: Interview beginning (cont.)

Value (cont.)	Label	Cases	Weighted	Percentage (weighted)
08:31:00		1	1.576	0.1%
08:33:00		1	1.227	0.1%
08:35:00		4	4.313	0.3%
08:36:00		2	1.452	0.1%
08:38:00		1	0.501	0.0%
08:40:00		7	8.022	0.5%
08:41:00		1	0.624	0.0%
08:45:00		7	8.559	0.6%
08:48:00		2	2.795	0.2%
08:50:00		5	3.998	0.3%
08:51:00		1	0.59	0.0%
08:52:00		1	0.589	0.0%
08:55:00		7	8.086	0.5%
08:56:00		2	1.241	0.1%
08:58:00		1	1.159	0.1%
08:59:00		1	1.679	0.1%
09:00:00		13	8.931	0.6%
09:01:00		4	2.695	0.2%
09:02:00		1	0.629	0.0%
09:03:00		3	1.823	0.1%
09:04:00		1	0.877	0.1%
09:05:00		12	8.867	0.6%
09:07:00		2	1.651	0.1%
09:09:00		2	1.403	0.1%
09:10:00		7	7.863	0.5%
09:12:00		1	1.234	0.1%
09:13:00		1	1.775	0.1%
09:14:00		2	3.385	0.2%
09:15:00		8	6.772	0.5%
09:16:00		2	1.259	0.1%
09:18:00		1	0.632	0.0%
09:20:00		4	2.815	0.2%
09:21:00		1	0.584	0.0%
09:22:00		1	0.949	0.1%
09:24:00		1	1.215	0.1%
09:25:00		5	5.904	0.4%
09:28:00		2	1.619	0.1%
09:29:00		1	0.608	0.0%
09:30:00		7	6.068	0.4%
09:31:00		1	0.221	0.0%
09:35:00		6	4.552	0.3%
09:36:00		1	0.0737	0.0%
09:37:00		3	4.1	0.3%
09:40:00		3	2.892	0.2%

File database_taj_(cont.)#12 time_st: Interview beginning_(cont.)

Value (cont.)	Label	Cases	Weighted	Percentage (weighted)
09:42:00		1	1.03	0.1%
09:43:00		1	1.248	0.1%
09:45:00		8	8.219	0.5%
09:46:00		3	4.786	0.3%
09:47:00		3	3.089	0.2%
09:50:00		4	3.183	0.2%
09:52:00		1	0.522	0.0%
09:53:00		1	1.546	0.1%
09:55:00		3	2.666	0.2%
09:56:00		1	0.604	0.0%
09:58:00		4	4.097	0.3%
09:59:00		1	0.296	0.0%
10:00:00		10	11.277	0.8%
10:01:00		1	1.751	0.1%
10:02:00		1	2.863	0.2%
10:05:00		4	5.366	0.4%
10:06:00		1	0.869	0.1%
10:08:00		2	2.501	0.2%
10:10:00		7	7.578	0.5%
10:11:00		1	0.302	0.0%
10:12:00		1	0.604	0.0%
10:13:00		2	1.09	0.1%
10:15:00		10	9.726	0.6%
10:16:00		1	1.564	0.1%
10:18:00		1	0.624	0.0%
10:19:00		1	0.328	0.0%
10:20:00		8	6.383	0.4%
10:21:00		2	4.015	0.3%
10:22:00		1	1.183	0.1%
10:23:00		3	3.671	0.2%
10:25:00		4	3.3	0.2%
10:27:00		1	0.623	0.0%
10:28:00		1	1.257	0.1%
10:29:00		1	0.295	0.0%
10:30:00		10	8.198	0.5%
10:31:00		1	1.492	0.1%
10:32:00		1	1.261	0.1%
10:33:00		4	8.201	0.5%
10:35:00		12	10.356	0.7%
10:37:00		3	5.709	0.4%
10:38:00		2	0.854	0.1%
10:40:00		3	4.93	0.3%
10:41:00		1	0.584	0.0%
10:42:00		2	2.768	0.2%

File database_taj (cont.)

#12 time_st: Interview beginning (cont.)

Value (cont.)	Label	Cases	Weighted	Percentage (weighted)
10:43:00		2	1.209	0.1%
10:44:00		1	1.007	0.1%
10:45:00		8	8.639	0.6%
10:46:00		2	2.793	0.2%
10:47:00		3	1.593	0.1%
10:48:00		1	0.592	0.0%
10:49:00		1	0.309	0.0%
10:50:00		7	7.178	0.5%
10:52:00		2	2.269	0.2%
10:53:00		1	1.158	0.1%
10:55:00		4	4.502	0.3%
10:56:00		2	1.855	0.1%
10:58:00		1	0.501	0.0%
11:00:00		6	3.178	0.2%
11:02:00		1	1.261	0.1%
11:03:00		3	1.746	0.1%
11:04:00		1	0.0737	0.0%
11:05:00		7	5.568	0.4%
11:06:00		1	0.623	0.0%
11:08:00		2	2.55	0.2%
11:09:00		1	1.261	0.1%
11:10:00		5	5.509	0.4%
11:12:00		4	4.289	0.3%
11:13:00		2	1.881	0.1%
11:15:00		7	7.521	0.5%
11:16:00		1	0.513	0.0%
11:17:00		1	0.328	0.0%
11:18:00		2	1.648	0.1%
11:19:00		1	2.744	0.2%
11:20:00		2	1.248	0.1%
11:21:00		1	1.043	0.1%
11:22:00		1	1.775	0.1%
11:23:00		2	1.486	0.1%
11:24:00		1	0.883	0.1%
11:25:00		4	2.554	0.2%
11:26:00		2	1.208	0.1%
11:27:00		1	1.56	0.1%
11:28:00		2	2.257	0.2%
11:30:00		3	1.605	0.1%
11:31:00		2	1.193	0.1%
11:35:00		4	4.443	0.3%
11:36:00		1	0.868	0.1%
11:37:00		3	2.239	0.1%
11:38:00		2	2.49	0.2%

File database_taj (cont.)

#12 time_st: Interview beginning (cont.)

Value (cont.)	Label	Cases	Weighted	Percentage (weighted)
11:40:00		5	5.553	0.4%
11:42:00		3	2.87	0.2%
11:45:00		6	5.976	0.4%
11:46:00		3	2.361	0.2%
11:47:00		3	5.494	0.4%
11:48:00		1	0.341	0.0%
11:50:00		8	6.119	0.4%
11:51:00		1	0.584	0.0%
11:52:00		2	1.304	0.1%
11:54:00		1	0.328	0.0%
11:55:00		7	9.148	0.6%
11:58:00		1	1.636	0.1%
11:59:00		1	0.584	0.0%
12:00:00		6	6.645	0.4%
12:01:00		1	0.594	0.0%
12:03:00		3	4.036	0.3%
12:05:00		10	9.611	0.6%
12:06:00		1	1.206	0.1%
12:09:00		1	0.911	0.1%
12:10:00		5	3.181	0.2%
12:11:00		1	0.501	0.0%
12:12:00		1	0.63	0.0%
12:13:00		1	0.926	0.1%
12:14:00		1	0.604	0.0%
12:15:00		6	6.891	0.5%
12:16:00		4	3.938	0.3%
12:20:00		4	3.604	0.2%
12:25:00		5	3.035	0.2%
12:26:00		3	3.211	0.2%
12:27:00		1	0.501	0.0%
12:28:00		1	0.369	0.0%
12:30:00		8	7.049	0.5%
12:31:00		1	0.869	0.1%
12:33:00		2	1.248	0.1%
12:34:00		1	1.586	0.1%
12:35:00		4	5.689	0.4%
12:36:00		1	2.018	0.1%
12:37:00		1	2.744	0.2%
12:38:00		1	1.564	0.1%
12:40:00		7	8.842	0.6%
12:41:00		2	2.091	0.1%
12:45:00		7	6.455	0.4%
12:47:00		2	1.547	0.1%
12:50:00		4	4.92	0.3%

File database_taj (cont.)

#12 time_st: Interview beginning (cont.)

Value (cont.)	Label	Cases	Weighted	Percentage (weighted)
12:51:00		1	0.501	0.0%
12:54:00		1	0.883	0.1%
12:55:00		5	4.242	0.3%
12:58:00		1	0.746	0.0%
12:59:00		2	2.227	0.1%
13:00:00		7	9.429	0.6%
13:02:00		1	2.001	0.1%
13:04:00		1	1.343	0.1%
13:05:00		10	12.608	0.8%
13:06:00		4	4.376	0.3%
13:07:00		1	2.045	0.1%
13:10:00		5	5.806	0.4%
13:12:00		1	0.746	0.0%
13:15:00		7	7.69	0.5%
13:17:00		1	0.671	0.0%
13:20:00		10	11.567	0.8%
13:25:00		5	3.643	0.2%
13:26:00		2	1.254	0.1%
13:28:00		1	0.515	0.0%
13:29:00		1	0.949	0.1%
13:30:00		14	11.953	0.8%
13:31:00		1	1.261	0.1%
13:33:00		3	5.118	0.3%
13:34:00		1	0.634	0.0%
13:35:00		4	6.433	0.4%
13:36:00		4	4.432	0.3%
13:38:00		2	2.051	0.1%
13:40:00		4	4.007	0.3%
13:42:00		1	0.501	0.0%
13:43:00		1	0.624	0.0%
13:45:00		5	6.046	0.4%
13:46:00		2	1.982	0.1%
13:50:00		3	2.029	0.1%
13:51:00		1	1.564	0.1%
13:53:00		2	1.86	0.1%
13:54:00		1	0.926	0.1%
13:55:00		7	8.335	0.6%
13:56:00		1	1.994	0.1%
13:59:00		1	0.637	0.0%
14:00:00		7	7.464	0.5%
14:01:00		2	1.637	0.1%
14:02:00		1	0.579	0.0%
14:05:00		4	4.257	0.3%
14:06:00		1	1.03	0.1%

File database_taj (cont.)

#12 time_st: Interview beginning (cont.)

Value (cont.)	Label	Cases	Weighted	Percentage (weighted)
14:08:00		2	2.611	0.2%
14:09:00		2	1.839	0.1%
14:10:00		7	5.649	0.4%
14:11:00		1	0.336	0.0%
14:15:00		10	10.656	0.7%
14:17:00		2	2.475	0.2%
14:19:00		2	3.365	0.2%
14:20:00		3	1.914	0.1%
14:22:00		1	0.309	0.0%
14:23:00		1	1.737	0.1%
14:25:00		3	2.136	0.1%
14:26:00		3	2.914	0.2%
14:27:00		2	2.816	0.2%
14:28:00		1	0.63	0.0%
14:30:00		8	8.024	0.5%
14:31:00		1	0.596	0.0%
14:32:00		1	0.63	0.0%
14:33:00		1	0.597	0.0%
14:35:00		7	6.056	0.4%
14:36:00		6	4.103	0.3%
14:38:00		3	4.56	0.3%
14:39:00		1	1.269	0.1%
14:40:00		6	3.798	0.3%
14:42:00		1	0.51	0.0%
14:45:00		11	13.992	0.9%
14:47:00		2	2.706	0.2%
14:48:00		1	0.478	0.0%
14:49:00		1	0.608	0.0%
14:50:00		5	6.778	0.5%
14:51:00		2	4.701	0.3%
14:54:00		1	1.52	0.1%
14:55:00		3	2.812	0.2%
14:56:00		1	0.666	0.0%
14:57:00		2	0.9	0.1%
14:59:00		1	1.03	0.1%
15:00:00		8	6.344	0.4%
15:01:00		1	1.043	0.1%
15:02:00		1	0.589	0.0%
15:03:00		1	1.672	0.1%
15:04:00		1	1.546	0.1%
15:05:00		11	7.002	0.5%
15:06:00		2	1.007	0.1%
15:09:00		1	1.269	0.1%
15:10:00		6	7.469	0.5%

File database_taj (cont.)

#12 time_st: Interview beginning (cont.)

Value (cont.)	Label	Cases	Weighted	Percentage (weighted)
15:15:00		8	8.747	0.6%
15:16:00		1	0.624	0.0%
15:17:00		2	1.864	0.1%
15:18:00		1	0.656	0.0%
15:19:00		1	1.586	0.1%
15:20:00		10	13.017	0.9%
15:21:00		1	1.043	0.1%
15:23:00		1	0.946	0.1%
15:24:00		1	0.577	0.0%
15:25:00		11	9.123	0.6%
15:27:00		2	1.95	0.1%
15:28:00		1	1.519	0.1%
15:30:00		7	8.769	0.6%
15:33:00		1	0.608	0.0%
15:35:00		10	10.034	0.7%
15:36:00		1	0.603	0.0%
15:37:00		2	2.379	0.2%
15:38:00		3	3.776	0.3%
15:39:00		1	0.634	0.0%
15:40:00		5	4.338	0.3%
15:42:00		3	2.173	0.1%
15:45:00		5	6.508	0.4%
15:46:00		1	0.608	0.0%
15:47:00		3	1.688	0.1%
15:48:00		1	1.043	0.1%
15:50:00		4	4.495	0.3%
15:51:00		4	4.258	0.3%
15:52:00		1	1.193	0.1%
15:53:00		1	1.158	0.1%
15:55:00		6	7.541	0.5%
15:57:00		1	1.678	0.1%
16:00:00		5	6.345	0.4%
16:01:00		3	1.995	0.1%
16:02:00		1	0.877	0.1%
16:05:00		6	6.637	0.4%
16:06:00		1	0.912	0.1%
16:07:00		1	0.295	0.0%
16:08:00		2	3.129	0.2%
16:10:00		6	5.527	0.4%
16:13:00		1	1.248	0.1%
16:15:00		10	11.609	0.8%
16:16:00		1	0.579	0.0%
16:18:00		1	1.813	0.1%
16:20:00		7	8.586	0.6%

File database_taj_(cont.)

#12 time_st: Interview beginning (cont.)

Value (cont.)	Label	Cases	Weighted	Percentage (weighted)
16:22:00		1	1.586	0.1%
16:23:00		1	0.328	0.0%
16:25:00		5	6.34	0.4%
16:26:00		1	0.998	0.1%
16:27:00		1	0.956	0.1%
16:30:00		10	7.871	0.5%
16:31:00		1	1.167	0.1%
16:34:00		1	0.883	0.1%
16:35:00		6	6.903	0.5%
16:36:00		2	1.86	0.1%
16:39:00		1	0.589	0.0%
16:40:00		4	3.943	0.3%
16:45:00		9	9.261	0.6%
16:47:00		1	1.119	0.1%
16:48:00		4	5.801	0.4%
16:50:00		4	2.652	0.2%
16:51:00		1	0.946	0.1%
16:52:00		3	3.503	0.2%
16:53:00		1	0.952	0.1%
16:55:00		3	3.321	0.2%
16:57:00		1	0.336	0.0%
16:58:00		2	2.77	0.2%
16:59:00		3	2.143	0.1%
17:00:00		6	6.79	0.5%
17:03:00		3	2.638	0.2%
17:04:00		1	0.617	0.0%
17:05:00		3	2.566	0.2%
17:06:00		1	1.044	0.1%
17:07:00		4	2.952	0.2%
17:08:00		3	1.782	0.1%
17:10:00		3	3.272	0.2%
17:11:00		3	3.892	0.3%
17:12:00		1	2.045	0.1%
17:13:00		1	0.309	0.0%
17:14:00		1	1.543	0.1%
17:15:00		5	3.729	0.2%
17:16:00		1	1.331	0.1%
17:17:00		1	1.903	0.1%
17:18:00		1	1.564	0.1%
17:19:00		2	0.945	0.1%
17:20:00		4	3.056	0.2%
17:22:00		4	3.904	0.3%
17:24:00		1	0.666	0.0%
17:25:00		2	1.294	0.1%

File database_taj_(cont.)

#12 time_st: Interview beginning (cont.)

Value (cont.)	Label	Cases	Weighted	Percentage (weighted)
17:29:00		1	0.592	0.0%
17:30:00		9	5.752	0.4%
17:31:00		2	1.949	0.1%
17:33:00		2	1.076	0.1%
17:35:00		3	2.161	0.1%
17:36:00		1	0.478	0.0%
17:37:00		3	2.652	0.2%
17:40:00		5	4.77	0.3%
17:45:00		5	5.163	0.3%
17:46:00		1	0.594	0.0%
17:50:00		2	2.466	0.2%
17:51:00		1	1.043	0.1%
17:52:00		2	2.386	0.2%
17:53:00		1	1.342	0.1%
17:54:00		2	1.31	0.1%
17:55:00		4	2.769	0.2%
17:57:00		2	2.605	0.2%
17:58:00		2	2.252	0.2%
17:59:00		1	0.656	0.0%
18:00:00		9	9.442	0.6%
18:01:00		1	2.231	0.1%
18:03:00		2	3.445	0.2%
18:05:00		3	2.269	0.2%
18:06:00		1	1.459	0.1%
18:09:00		3	1.864	0.1%
18:11:00		1	0.521	0.0%
18:12:00		1	0.63	0.0%
18:13:00		1	1.492	0.1%
18:16:00		1	1.833	0.1%
18:20:00		3	4.69	0.3%
18:22:00		1	0.608	0.0%
18:23:00		1	0.617	0.0%
18:25:00		5	4.272	0.3%
18:26:00		1	1.331	0.1%
18:27:00		1	0.952	0.1%
18:30:00		5	4.312	0.3%
18:31:00		1	0.912	0.1%
18:33:00		2	1.254	0.1%
18:35:00		2	1.896	0.1%
18:37:00		1	0.926	0.1%
18:38:00		2	1.876	0.1%
18:39:00		1	1.269	0.1%
18:40:00		2	2.549	0.2%
18:42:00		1	0.579	0.0%

File database_taj (cont.)

#12 time_st: Interview beginning (cont.)

Value (cont.)	Label	Cases	Weighted	Percentage (weighted)
18:43:00		1	2.495	0.2%
18:45:00		4	3.974	0.3%
18:46:00		2	1.188	0.1%
18:47:00		1	0.912	0.1%
18:50:00		7	6.091	0.4%
18:55:00		6	10.075	0.7%
18:59:00		1	0.328	0.0%
19:00:00		5	6.139	0.4%
19:01:00		1	0.998	0.1%
19:05:00		7	7.516	0.5%
19:07:00		1	0.597	0.0%
19:10:00		2	1.532	0.1%
19:11:00		1	0.319	0.0%
19:12:00		1	2.181	0.1%
19:13:00		1	2.439	0.2%
19:15:00		5	6.635	0.4%
19:17:00		1	0.917	0.1%
19:18:00		1	1.342	0.1%
19:20:00		4	3.008	0.2%
19:22:00		1	0.596	0.0%
19:23:00		3	3.409	0.2%
19:25:00		4	2.114	0.1%
19:27:00		1	1.119	0.1%
19:30:00		2	2.667	0.2%
19:32:00		1	0.599	0.0%
19:33:00		1	0.577	0.0%
19:35:00		4	4.525	0.3%
19:38:00		2	2.044	0.1%
19:40:00		2	1.082	0.1%
19:42:00		1	1.269	0.1%
19:44:00		1	2.128	0.1%
19:45:00		5	6.279	0.4%
19:48:00		2	1.505	0.1%
19:50:00		3	2.818	0.2%
19:53:00		2	2.933	0.2%
19:54:00		1	0.617	0.0%
19:55:00		2	1.651	0.1%
19:56:00		1	0.617	0.0%
19:57:00		1	0.617	0.0%
19:59:00		1	0.608	0.0%
20:00:00		2	2.127	0.1%
20:01:00		1	0.936	0.1%
20:03:00		4	3.845	0.3%
20:05:00		4	2.131	0.1%

File database_taj (cont.)

#12 time_st: Interview beginning (cont.)

Value (cont.)	Label	Cases	Weighted	Percentage (weighted)
20:07:00		1	0.603	0.0%
20:08:00		2	2.26	0.2%
20:10:00		2	0.952	0.1%
20:15:00		2	2.244	0.1%
20:18:00		2	1.36	0.1%
20:20:00		1	1.561	0.1%
20:21:00		1	1.188	0.1%
20:25:00		2	2.947	0.2%
20:30:00		2	2.498	0.2%
20:32:00		1	0.314	0.0%
20:37:00		1	0.328	0.0%
20:40:00		4	3.944	0.3%
20:45:00		6	6.498	0.4%
20:47:00		1	2.02	0.1%
20:50:00		2	1.86	0.1%
20:51:00		1	0.912	0.1%
20:52:00		1	1.443	0.1%
20:55:00		2	2.114	0.1%
20:58:00		1	0.624	0.0%
21:00:00		4	6.392	0.4%
21:05:00		2	1.568	0.1%
21:08:00		1	1.56	0.1%
21:15:00		3	3.219	0.2%
21:20:00		1	1.873	0.1%
21:22:00		1	0.82	0.1%
21:30:00		3	2.54	0.2%
21:31:00		1	0.314	0.0%
21:37:00		1	0.579	0.0%
21:39:00		1	0.585	0.0%
21:40:00		1	1.783	0.1%
21:44:00		1	2.186	0.1%
21:45:00		2	1.511	0.1%
22:00:00		1	1.661	0.1%
22:05:00		1	0.917	0.1%
22:08:00		1	0.936	0.1%
22:10:00		2	2.099	0.1%
22:13:00		2	1.155	0.1%
22:15:00		1	0.599	0.0%
22:30:00		1	0.599	0.0%
22:40:00		1	0.299	0.0%
22:45:00		1	1.249	0.1%

File database_taj_(cont.)

#13 time_end: Interview ending

Information	[type=discrete] [format=character] [valid=1500] [valid(weighted)=1500]
-------------	--

Security	Public
----------	--------

Value	Label	Cases	Weighted	Percentage (weighted)
06:58:00		1	0.239	0.0%
07:15:00		1	0.409	0.0%
07:16:00		1	1.79	0.1%
07:30:00		1	0.911	0.1%
07:31:00		1	0.478	0.0%
07:35:00		2	1.5	0.1%
07:37:00		1	0.309	0.0%
07:39:00		2	0.975	0.1%
07:42:00		2	1.49	0.1%
07:50:00		1	0.637	0.0%
07:55:00		1	1.265	0.1%
07:56:00		2	1.554	0.1%
07:57:00		1	2.06	0.1%
07:58:00		5	6.405	0.4%
08:00:00		3	2.979	0.2%
08:03:00		2	2.777	0.2%
08:05:00		1	0.949	0.1%
08:08:00		1	1	0.1%
08:09:00		2	2.137	0.1%
08:10:00		2	2.099	0.1%
08:13:00		1	0.597	0.0%
08:15:00		1	0.866	0.1%
08:16:00		1	0.513	0.0%
08:17:00		2	1.319	0.1%
08:18:00		2	1.601	0.1%
08:20:00		4	4.783	0.3%
08:21:00		1	0.935	0.1%
08:22:00		1	0.302	0.0%
08:24:00		1	0.579	0.0%
08:25:00		2	2.699	0.2%
08:28:00		1	1.775	0.1%
08:29:00		1	0.302	0.0%
08:30:00		4	6.331	0.4%
08:31:00		1	1.167	0.1%
08:32:00		1	2.495	0.2%
08:33:00		2	4.367	0.3%
08:35:00		5	4.467	0.3%
08:36:00		1	0.369	0.0%
08:39:00		1	0.639	0.0%
08:40:00		6	4.746	0.3%
08:41:00		1	0.604	0.0%

File database_taj (cont.)

#13 time_end: Interview ending (cont.)

Value (cont.)	Label	Cases	Weighted	Percentage (weighted)
08:42:00		2	2.363	0.2%
08:43:00		2	2.116	0.1%
08:44:00		2	0.916	0.1%
08:45:00		3	4.995	0.3%
08:46:00		3	3.15	0.2%
08:47:00		3	3.005	0.2%
08:48:00		4	2.857	0.2%
08:50:00		2	2.341	0.2%
08:51:00		1	0.732	0.0%
08:52:00		2	2.969	0.2%
08:53:00		1	1.007	0.1%
08:56:00		2	2.434	0.2%
08:57:00		1	0.911	0.1%
08:58:00		3	3.161	0.2%
09:00:00		4	4.584	0.3%
09:03:00		2	2.224	0.1%
09:05:00		3	2.153	0.1%
09:06:00		2	2.009	0.1%
09:08:00		1	0.667	0.0%
09:09:00		1	0.956	0.1%
09:10:00		7	6.081	0.4%
09:11:00		1	1.459	0.1%
09:12:00		1	0.956	0.1%
09:13:00		3	2.465	0.2%
09:14:00		1	1.766	0.1%
09:15:00		4	3.76	0.3%
09:17:00		1	0.164	0.0%
09:20:00		6	5.505	0.4%
09:21:00		1	0.608	0.0%
09:22:00		2	0.691	0.0%
09:24:00		2	1.694	0.1%
09:25:00		4	4.71	0.3%
09:26:00		1	1.248	0.1%
09:27:00		2	0.957	0.1%
09:28:00		2	1.275	0.1%
09:30:00		4	3.198	0.2%
09:31:00		2	1.311	0.1%
09:32:00		1	2.135	0.1%
09:35:00		2	2.283	0.2%
09:36:00		1	2.183	0.1%
09:37:00		1	1.155	0.1%
09:38:00		2	1.761	0.1%
09:40:00		3	2.675	0.2%
09:41:00		1	0.998	0.1%

File database_taj (cont.)

#13 time_end: Interview ending (cont.)

Value (cont.)	Label	Cases	Weighted	Percentage (weighted)
09:43:00		1	1.51	0.1%
09:45:00		2	3.49	0.2%
09:46:00		2	1.508	0.1%
09:47:00		1	0.959	0.1%
09:48:00		1	0.522	0.0%
09:50:00		5	5.434	0.4%
09:51:00		3	2.514	0.2%
09:52:00		2	1.253	0.1%
09:53:00		1	0.666	0.0%
09:54:00		2	1.09	0.1%
09:55:00		8	8.704	0.6%
09:56:00		3	2.621	0.2%
09:57:00		2	1.883	0.1%
09:58:00		3	2.301	0.2%
10:00:00		4	3.003	0.2%
10:03:00		1	0.59	0.0%
10:05:00		6	5.94	0.4%
10:06:00		2	3.454	0.2%
10:07:00		4	3.13	0.2%
10:08:00		1	0.969	0.1%
10:09:00		1	0.302	0.0%
10:10:00		3	2.449	0.2%
10:12:00		1	1.192	0.1%
10:13:00		1	0.0737	0.0%
10:14:00		2	0.734	0.0%
10:15:00		7	6.402	0.4%
10:17:00		1	0.522	0.0%
10:18:00		3	2.806	0.2%
10:19:00		2	2.163	0.1%
10:20:00		5	4.882	0.3%
10:21:00		3	1.202	0.1%
10:22:00		1	0.911	0.1%
10:23:00		2	1.032	0.1%
10:25:00		7	6.993	0.5%
10:26:00		2	1.305	0.1%
10:27:00		1	0.0737	0.0%
10:28:00		2	3.621	0.2%
10:30:00		3	3.58	0.2%
10:31:00		1	1.215	0.1%
10:32:00		2	2.23	0.1%
10:33:00		1	1.023	0.1%
10:34:00		1	0.594	0.0%
10:35:00		6	6.011	0.4%
10:36:00		1	0.949	0.1%

File database_taj (cont.)

#13 time_end: Interview ending (cont.)

Value (cont.)	Label	Cases	Weighted	Percentage (weighted)
10:37:00		3	2.43	0.2%
10:38:00		2	3.806	0.3%
10:39:00		1	0.608	0.0%
10:40:00		2	1.866	0.1%
10:42:00		2	1.152	0.1%
10:43:00		3	2.366	0.2%
10:44:00		1	0.746	0.0%
10:45:00		2	1.103	0.1%
10:47:00		3	1.811	0.1%
10:50:00		4	4.481	0.3%
10:51:00		1	0.617	0.0%
10:52:00		3	2.561	0.2%
10:53:00		3	2.542	0.2%
10:54:00		1	0.672	0.0%
10:55:00		7	7.222	0.5%
10:56:00		1	0.617	0.0%
10:57:00		2	4.714	0.3%
10:58:00		4	4.18	0.3%
10:59:00		1	1.343	0.1%
11:00:00		4	4.891	0.3%
11:01:00		1	2.309	0.2%
11:02:00		1	1.03	0.1%
11:03:00		2	2.305	0.2%
11:05:00		4	4.766	0.3%
11:06:00		1	1.49	0.1%
11:07:00		1	1.044	0.1%
11:08:00		2	1.194	0.1%
11:09:00		1	0.589	0.0%
11:10:00		5	3.79	0.3%
11:12:00		2	3.437	0.2%
11:13:00		2	0.598	0.0%
11:14:00		1	0.604	0.0%
11:15:00		1	0.312	0.0%
11:17:00		2	3.242	0.2%
11:18:00		3	3.624	0.2%
11:20:00		6	6.994	0.5%
11:22:00		1	0.946	0.1%
11:23:00		1	0.869	0.1%
11:25:00		7	6.479	0.4%
11:26:00		2	2.997	0.2%
11:27:00		1	0.608	0.0%
11:28:00		2	2.267	0.2%
11:29:00		2	3.485	0.2%
11:30:00		9	9.579	0.6%

File database_taj (cont.)

#13 time_end: Interview ending (cont.)

Value (cont.)	Label	Cases	Weighted	Percentage (weighted)
11:32:00		2	1.1	0.1%
11:33:00		1	0.592	0.0%
11:34:00		1	1.221	0.1%
11:35:00		2	1.815	0.1%
11:36:00		1	2.355	0.2%
11:37:00		1	1.183	0.1%
11:38:00		4	4.643	0.3%
11:39:00		2	1.85	0.1%
11:40:00		5	4.411	0.3%
11:41:00		2	0.968	0.1%
11:42:00		4	4.951	0.3%
11:43:00		2	1.598	0.1%
11:44:00		2	1.191	0.1%
11:45:00		8	8.665	0.6%
11:47:00		1	0.682	0.0%
11:48:00		1	0.221	0.0%
11:49:00		2	2.358	0.2%
11:50:00		6	7.252	0.5%
11:52:00		1	0.608	0.0%
11:53:00		2	2.942	0.2%
11:54:00		2	2.843	0.2%
11:55:00		4	1.933	0.1%
11:56:00		1	1.007	0.1%
11:57:00		2	1.767	0.1%
12:00:00		7	8.332	0.6%
12:01:00		1	0.592	0.0%
12:02:00		2	1.512	0.1%
12:03:00		1	0.671	0.0%
12:04:00		1	0.309	0.0%
12:05:00		10	9.91	0.7%
12:06:00		2	2.677	0.2%
12:07:00		3	4.684	0.3%
12:08:00		4	4.12	0.3%
12:09:00		3	3.996	0.3%
12:10:00		6	5.105	0.3%
12:11:00		1	0.608	0.0%
12:13:00		1	1.248	0.1%
12:14:00		1	0.624	0.0%
12:15:00		1	0.943	0.1%
12:16:00		2	0.739	0.0%
12:17:00		1	0.623	0.0%
12:18:00		3	1.17	0.1%
12:19:00		1	0.637	0.0%
12:20:00		7	5.151	0.3%

File database_taj (cont.)

#13 time_end: Interview ending (cont.)

Value (cont.)	Label	Cases	Weighted	Percentage (weighted)
12:21:00		1	0.883	0.1%
12:22:00		1	0.629	0.0%
12:24:00		1	0.604	0.0%
12:25:00		5	5.723	0.4%
12:26:00		1	1.732	0.1%
12:27:00		1	0.624	0.0%
12:28:00		4	3.405	0.2%
12:29:00		3	1.817	0.1%
12:30:00		4	2.691	0.2%
12:32:00		1	1.002	0.1%
12:33:00		4	7.303	0.5%
12:35:00		3	2.298	0.2%
12:38:00		2	1.9	0.1%
12:39:00		4	4.872	0.3%
12:40:00		3	2.961	0.2%
12:43:00		1	0.671	0.0%
12:44:00		1	0.883	0.1%
12:45:00		6	8.473	0.6%
12:47:00		1	0.894	0.1%
12:48:00		1	0.633	0.0%
12:49:00		1	1.503	0.1%
12:50:00		7	5.651	0.4%
12:51:00		2	2.09	0.1%
12:53:00		1	0.584	0.0%
12:55:00		8	7.565	0.5%
12:56:00		1	0.584	0.0%
12:58:00		2	1.999	0.1%
13:00:00		5	5.338	0.4%
13:01:00		1	0.328	0.0%
13:03:00		3	2.525	0.2%
13:04:00		1	0.501	0.0%
13:05:00		2	0.921	0.1%
13:06:00		2	0.708	0.0%
13:07:00		1	0.63	0.0%
13:08:00		1	0.887	0.1%
13:10:00		2	3.314	0.2%
13:12:00		1	0.67	0.0%
13:13:00		1	1.044	0.1%
13:14:00		1	0.328	0.0%
13:15:00		3	3.111	0.2%
13:17:00		2	2.946	0.2%
13:18:00		2	1.508	0.1%
13:19:00		3	3.624	0.2%
13:20:00		5	5.248	0.3%

File database_taj (cont.)

#13 time_end: Interview ending (cont.)

Value (cont.)	Label	Cases	Weighted	Percentage (weighted)
13:21:00		3	2.819	0.2%
13:22:00		2	1.918	0.1%
13:23:00		2	2.38	0.2%
13:24:00		2	1.427	0.1%
13:25:00		4	5.028	0.3%
13:27:00		2	0.575	0.0%
13:30:00		2	2.147	0.1%
13:31:00		2	2.528	0.2%
13:32:00		3	3.017	0.2%
13:33:00		1	1.248	0.1%
13:35:00		4	4.704	0.3%
13:36:00		3	3.263	0.2%
13:38:00		2	1.801	0.1%
13:39:00		3	2.381	0.2%
13:40:00		4	4.988	0.3%
13:42:00		2	0.993	0.1%
13:43:00		2	0.516	0.0%
13:44:00		1	0.667	0.0%
13:45:00		5	4.611	0.3%
13:47:00		1	0.671	0.0%
13:48:00		2	1.507	0.1%
13:49:00		2	1.486	0.1%
13:50:00		7	9.344	0.6%
13:51:00		1	0.883	0.1%
13:52:00		1	1.872	0.1%
13:55:00		1	0.673	0.0%
13:57:00		1	1.823	0.1%
13:58:00		2	3.344	0.2%
14:00:00		7	8.095	0.5%
14:02:00		3	3.736	0.2%
14:03:00		1	0.746	0.0%
14:05:00		6	7.746	0.5%
14:06:00		1	0.887	0.1%
14:07:00		3	2.684	0.2%
14:08:00		1	0.579	0.0%
14:10:00		3	5.284	0.4%
14:11:00		1	1.661	0.1%
14:12:00		3	1.819	0.1%
14:13:00		1	1.194	0.1%
14:15:00		7	7.476	0.5%
14:16:00		2	2.443	0.2%
14:18:00		2	2.537	0.2%
14:20:00		7	7.172	0.5%
14:24:00		3	3.49	0.2%

File database_taj_(cont.)

#13 time_end: Interview ending (cont.)

Value (cont.)	Label	Cases	Weighted	Percentage (weighted)
14:25:00		10	9.926	0.7%
14:26:00		1	0.634	0.0%
14:27:00		3	1.936	0.1%
14:28:00		2	4.38	0.3%
14:29:00		1	2.744	0.2%
14:30:00		2	1.486	0.1%
14:32:00		1	0.818	0.1%
14:33:00		1	0.624	0.0%
14:34:00		1	1.343	0.1%
14:35:00		3	2.235	0.1%
14:36:00		1	1.183	0.1%
14:39:00		1	1.183	0.1%
14:40:00		4	3.596	0.2%
14:43:00		1	0.912	0.1%
14:45:00		8	8.555	0.6%
14:46:00		2	1.181	0.1%
14:47:00		2	1.62	0.1%
14:48:00		1	0.956	0.1%
14:49:00		1	0.926	0.1%
14:50:00		5	6.722	0.4%
14:51:00		1	0.147	0.0%
14:52:00		1	1.508	0.1%
14:53:00		1	0.579	0.0%
14:54:00		1	1.269	0.1%
14:55:00		6	7.808	0.5%
14:56:00		1	0.936	0.1%
14:57:00		1	0.147	0.0%
14:58:00		2	2.696	0.2%
14:59:00		2	1.104	0.1%
15:00:00		4	4.387	0.3%
15:02:00		1	0.501	0.0%
15:03:00		3	2.382	0.2%
15:04:00		3	2.506	0.2%
15:05:00		2	3.165	0.2%
15:06:00		1	1.576	0.1%
15:07:00		1	0.333	0.0%
15:10:00		4	2.535	0.2%
15:11:00		1	0.51	0.0%
15:12:00		1	0.673	0.0%
15:13:00		2	2.915	0.2%
15:14:00		1	1.872	0.1%
15:15:00		7	7.176	0.5%
15:17:00		4	3.857	0.3%
15:18:00		2	1.7	0.1%

File database_taj (cont.)

#13 time_end: Interview ending (cont.)

Value (cont.)	Label	Cases	Weighted	Percentage (weighted)
15:20:00		8	8.12	0.5%
15:21:00		1	0.309	0.0%
15:22:00		1	1.002	0.1%
15:23:00		2	3.047	0.2%
15:25:00		7	6.821	0.5%
15:27:00		2	1.561	0.1%
15:28:00		1	0.935	0.1%
15:29:00		1	0.336	0.0%
15:30:00		4	3.259	0.2%
15:31:00		1	2.071	0.1%
15:32:00		4	4.406	0.3%
15:33:00		2	1.411	0.1%
15:35:00		4	4.548	0.3%
15:36:00		1	0.239	0.0%
15:37:00		1	0.164	0.0%
15:38:00		2	2.296	0.2%
15:39:00		1	0.589	0.0%
15:40:00		5	5.698	0.4%
15:43:00		1	0.478	0.0%
15:44:00		1	0.682	0.0%
15:45:00		7	7.21	0.5%
15:46:00		2	1.191	0.1%
15:47:00		2	1.321	0.1%
15:48:00		1	0.977	0.1%
15:50:00		5	4.37	0.3%
15:51:00		2	2.612	0.2%
15:52:00		3	2.669	0.2%
15:55:00		4	3.316	0.2%
15:56:00		1	1.269	0.1%
16:00:00		8	7.868	0.5%
16:01:00		2	2.511	0.2%
16:02:00		3	3.223	0.2%
16:03:00		2	2.456	0.2%
16:04:00		2	1.883	0.1%
16:05:00		10	11.761	0.8%
16:06:00		1	1.872	0.1%
16:07:00		2	2.038	0.1%
16:08:00		1	0.579	0.0%
16:09:00		2	1.293	0.1%
16:10:00		3	5.917	0.4%
16:11:00		1	0.592	0.0%
16:12:00		1	1.249	0.1%
16:13:00		2	1.604	0.1%
16:14:00		1	0.67	0.0%

File database_taj (cont.)

#13 time_end: Interview ending (cont.)

Value (cont.)	Label	Cases	Weighted	Percentage (weighted)
16:15:00		9	6.59	0.4%
16:16:00		1	1.043	0.1%
16:17:00		1	0.309	0.0%
16:18:00		1	1	0.1%
16:19:00		1	0.221	0.0%
16:20:00		3	1.948	0.1%
16:21:00		1	0.682	0.0%
16:23:00		1	0.637	0.0%
16:25:00		3	2.257	0.2%
16:27:00		1	1.227	0.1%
16:28:00		1	1	0.1%
16:29:00		2	2.208	0.1%
16:30:00		9	11.311	0.8%
16:31:00		1	0.632	0.0%
16:32:00		2	3.033	0.2%
16:33:00		1	2.522	0.2%
16:34:00		3	2.556	0.2%
16:35:00		3	3.016	0.2%
16:36:00		1	0.604	0.0%
16:37:00		3	3.092	0.2%
16:39:00		1	0.946	0.1%
16:40:00		7	7.005	0.5%
16:41:00		3	3.245	0.2%
16:42:00		5	4.482	0.3%
16:43:00		2	3.434	0.2%
16:44:00		1	0.883	0.1%
16:45:00		6	6.825	0.5%
16:47:00		3	3.629	0.2%
16:48:00		2	2.426	0.2%
16:50:00		4	4.246	0.3%
16:52:00		2	2.427	0.2%
16:54:00		2	0.824	0.1%
16:55:00		3	2.701	0.2%
16:56:00		1	0.656	0.0%
16:57:00		2	0.974	0.1%
16:59:00		3	4.02	0.3%
17:00:00		2	2.172	0.1%
17:01:00		1	0.665	0.0%
17:02:00		2	2.67	0.2%
17:03:00		3	3.783	0.3%
17:05:00		3	3.329	0.2%
17:06:00		3	3.778	0.3%
17:07:00		1	0.629	0.0%
17:10:00		6	5.9	0.4%

File database_taj (cont.)

#13 time_end: Interview ending (cont.)

Value (cont.)	Label	Cases	Weighted	Percentage (weighted)
17:11:00		1	1.813	0.1%
17:13:00		3	2.391	0.2%
17:15:00		7	10.335	0.7%
17:17:00		3	4.783	0.3%
17:18:00		1	0.594	0.0%
17:19:00		1	0.295	0.0%
17:20:00		8	9.207	0.6%
17:22:00		2	3.358	0.2%
17:23:00		2	2.12	0.1%
17:25:00		4	2.496	0.2%
17:28:00		1	0.956	0.1%
17:30:00		9	9.587	0.6%
17:31:00		1	1.167	0.1%
17:33:00		1	0.579	0.0%
17:35:00		7	7.46	0.5%
17:36:00		1	1.043	0.1%
17:37:00		1	0.926	0.1%
17:39:00		1	1.586	0.1%
17:40:00		5	5.149	0.3%
17:42:00		1	0.328	0.0%
17:43:00		5	5.54	0.4%
17:44:00		1	0.949	0.1%
17:45:00		4	2.85	0.2%
17:46:00		1	1.786	0.1%
17:47:00		1	1.193	0.1%
17:49:00		1	0.883	0.1%
17:50:00		5	4.851	0.3%
17:54:00		1	1.576	0.1%
17:55:00		5	4.293	0.3%
17:56:00		2	2.806	0.2%
17:57:00		1	0.589	0.0%
17:58:00		2	1.607	0.1%
17:59:00		1	0.309	0.0%
18:00:00		2	2.441	0.2%
18:01:00		2	1.105	0.1%
18:05:00		7	8.776	0.6%
18:07:00		1	0.336	0.0%
18:08:00		2	1.847	0.1%
18:09:00		3	3.427	0.2%
18:10:00		9	9.701	0.6%
18:12:00		1	0.629	0.0%
18:13:00		1	1.221	0.1%
18:14:00		2	1.116	0.1%
18:15:00		5	5.972	0.4%

File database_taj (cont.)

#13 time_end: Interview ending (cont.)

Value (cont.)	Label	Cases	Weighted	Percentage (weighted)
18:16:00		1	0.911	0.1%
18:17:00		1	0.666	0.0%
18:18:00		1	0.624	0.0%
18:19:00		1	0.521	0.0%
18:20:00		6	7.024	0.5%
18:22:00		1	0.666	0.0%
18:24:00		1	1.194	0.1%
18:25:00		3	2.214	0.1%
18:27:00		4	3.035	0.2%
18:28:00		2	1.899	0.1%
18:29:00		1	0.906	0.1%
18:30:00		4	3.011	0.2%
18:32:00		2	1.795	0.1%
18:33:00		2	2.455	0.2%
18:34:00		1	0.592	0.0%
18:35:00		4	4.444	0.3%
18:36:00		1	0.499	0.0%
18:38:00		1	0.328	0.0%
18:40:00		4	2.76	0.2%
18:41:00		1	0.164	0.0%
18:42:00		1	0.499	0.0%
18:43:00		1	0.624	0.0%
18:45:00		6	4.389	0.3%
18:48:00		2	1.992	0.1%
18:50:00		3	2.192	0.1%
18:53:00		1	1.044	0.1%
18:54:00		1	1.007	0.1%
18:55:00		5	4.861	0.3%
18:56:00		1	1.227	0.1%
18:58:00		1	2.231	0.1%
19:00:00		4	2.566	0.2%
19:01:00		1	0.894	0.1%
19:02:00		3	3.802	0.3%
19:03:00		1	0.646	0.0%
19:05:00		2	1.599	0.1%
19:06:00		1	1.043	0.1%
19:08:00		1	0.63	0.0%
19:10:00		4	4.505	0.3%
19:14:00		2	2.501	0.2%
19:15:00		2	2.355	0.2%
19:17:00		1	0.952	0.1%
19:18:00		3	2.96	0.2%
19:19:00		1	0.637	0.0%
19:20:00		5	6.134	0.4%

File database_taj (cont.)

#13 time_end: Interview ending (cont.)

Value (cont.)	Label	Cases	Weighted	Percentage (weighted)
19:25:00		6	4.178	0.3%
19:26:00		1	1.994	0.1%
19:27:00		1	0.952	0.1%
19:30:00		2	2.63	0.2%
19:31:00		1	1.492	0.1%
19:32:00		1	0.608	0.0%
19:33:00		2	1.173	0.1%
19:35:00		4	2.806	0.2%
19:37:00		1	0.617	0.0%
19:39:00		1	0.912	0.1%
19:40:00		1	0.937	0.1%
19:41:00		2	1.876	0.1%
19:42:00		1	1.331	0.1%
19:43:00		2	1.106	0.1%
19:45:00		2	1.95	0.1%
19:46:00		3	3.167	0.2%
19:47:00		1	0.289	0.0%
19:50:00		4	4.21	0.3%
19:51:00		1	0.926	0.1%
19:55:00		2	1.133	0.1%
19:56:00		3	2.044	0.1%
19:57:00		3	3.428	0.2%
19:58:00		3	6.13	0.4%
19:59:00		1	1.565	0.1%
20:00:00		4	3.785	0.3%
20:01:00		1	2.181	0.1%
20:02:00		1	1.044	0.1%
20:05:00		3	3.7	0.2%
20:08:00		1	2.028	0.1%
20:10:00		5	6.535	0.4%
20:12:00		1	2.454	0.2%
20:13:00		1	1.342	0.1%
20:15:00		2	3.874	0.3%
20:16:00		1	0.997	0.1%
20:18:00		2	0.999	0.1%
20:20:00		2	3.67	0.2%
20:22:00		1	0.597	0.0%
20:25:00		2	1.07	0.1%
20:26:00		1	0.824	0.1%
20:30:00		5	5.912	0.4%
20:32:00		1	0.67	0.0%
20:33:00		3	3.403	0.2%
20:34:00		1	0.617	0.0%
20:35:00		5	5.455	0.4%

File database_taj (cont.)

#13 time_end: Interview ending (cont.)

Value (cont.)	Label	Cases	Weighted	Percentage (weighted)
20:36:00		1	0.629	0.0%
20:37:00		1	1.044	0.1%
20:39:00		2	0.743	0.0%
20:40:00		2	1.465	0.1%
20:43:00		1	0.926	0.1%
20:45:00		4	3.822	0.3%
20:47:00		1	0.617	0.0%
20:48:00		1	2.128	0.1%
20:49:00		1	1.293	0.1%
20:50:00		3	2.856	0.2%
20:52:00		1	1.709	0.1%
20:53:00		1	0.608	0.0%
20:54:00		1	0.597	0.0%
20:55:00		3	2.049	0.1%
20:56:00		2	1.741	0.1%
20:58:00		2	1.803	0.1%
20:59:00		1	0.624	0.0%
21:01:00		1	0.617	0.0%
21:02:00		1	0.515	0.0%
21:05:00		3	3.998	0.3%
21:10:00		2	1.458	0.1%
21:12:00		1	0.766	0.1%
21:13:00		4	3.509	0.2%
21:15:00		3	5.277	0.4%
21:18:00		1	0.608	0.0%
21:19:00		1	0.637	0.0%
21:20:00		3	2.279	0.2%
21:22:00		2	1.24	0.1%
21:25:00		3	1.834	0.1%
21:26:00		1	1.754	0.1%
21:29:00		1	0.328	0.0%
21:33:00		1	0.869	0.1%
21:35:00		1	1.561	0.1%
21:36:00		2	2.382	0.2%
21:37:00		1	0.594	0.0%
21:39:00		1	1.169	0.1%
21:40:00		1	1.329	0.1%
21:45:00		1	0.314	0.0%
21:49:00		1	0.314	0.0%
21:50:00		1	1.329	0.1%
21:53:00		1	1.54	0.1%
21:55:00		2	2.944	0.2%
21:56:00		2	2.752	0.2%
21:58:00		1	0.312	0.0%

File database_taj (cont.)

#13 time_end: Interview ending (cont.)

Value (cont.)	Label	Cases	Weighted	Percentage (weighted)
22:00:00		6	8.908	0.6%
22:01:00		1	0.912	0.1%
22:05:00		3	2.538	0.2%
22:06:00		1	1.257	0.1%
22:08:00		1	0.597	0.0%
22:09:00		1	0.969	0.1%
22:10:00		1	1.525	0.1%
22:13:00		1	0.915	0.1%
22:15:00		2	2.317	0.2%
22:20:00		1	0.599	0.0%
22:27:00		1	0.624	0.0%
22:30:00		1	1.375	0.1%
22:31:00		1	1.248	0.1%
22:35:00		2	2.829	0.2%
22:45:00		4	4.249	0.3%
22:46:00		1	0.585	0.0%
22:48:00		1	0.629	0.0%
22:50:00		2	0.894	0.1%
23:00:00		1	2.186	0.1%
23:05:00		1	1.329	0.1%
23:07:00		1	0.936	0.1%
23:10:00		1	0.917	0.1%
23:15:00		1	1.661	0.1%
23:30:00		4	3.002	0.2%
23:35:00		1	0.299	0.0%
23:36:00		1	0.77	0.1%
23:45:00		1	0.599	0.0%

#14 long_: Interview duration

Information		[type=discrete] [format=character] [valid=1500] [valid(weighted)=1500]		
Security		Public		
Value	Label	Cases	Weighted	Percentage (weighted)
00:40:00		1	0.0737	0.0%
00:44:00		1	0.594	0.0%
00:45:00		3	4.408	0.3%
00:47:00		1	0.594	0.0%
00:49:00		1	1.193	0.1%
00:51:00		48	41.426	2.8%
00:52:00		56	58.608	3.9%
00:53:00		52	50.132	3.3%
00:54:00		41	41.617	2.8%
00:55:00		124	117.126	7.8%

File database_taj_(cont.)

#14 long_ : Interview duration (cont.)

Value (cont.)	Label	Cases	Weighted	Percentage (weighted)
00:56:00		35	32.538	2.2%
00:57:00		40	48.486	3.2%
00:58:00		41	45.734	3.0%
00:59:00		12	11.214	0.7%
01:00:00		60	59.89	4.0%
01:01:00		16	17.836	1.2%
01:02:00		30	27.137	1.8%
01:03:00		22	20.607	1.4%
01:04:00		18	20.928	1.4%
01:05:00		98	95.392	6.4%
01:06:00		19	22.661	1.5%
01:07:00		21	16.499	1.1%
01:08:00		23	22.818	1.5%
01:09:00		19	17.064	1.1%
01:10:00		79	80.138	5.3%
01:11:00		17	15.511	1.0%
01:12:00		39	39.122	2.6%
01:13:00		44	45.285	3.0%
01:14:00		33	33.219	2.2%
01:15:00		116	127.004	8.5%
01:16:00		46	50.629	3.4%
01:17:00		66	66.184	4.4%
01:18:00		68	67.93	4.5%
01:19:00		40	31.569	2.1%
01:20:00		123	127.345	8.5%
01:21:00		4	2.668	0.2%
01:22:00		5	5.207	0.3%
01:23:00		4	3.146	0.2%
01:24:00		1	0.623	0.0%
01:25:00		2	2.074	0.1%
01:26:00		3	2.665	0.2%
01:27:00		2	0.463	0.0%
01:28:00		2	1.204	0.1%
01:29:00		3	1.431	0.1%
01:30:00		3	4.455	0.3%
01:31:00		2	2.14	0.1%
01:32:00		2	1.7	0.1%
01:33:00		2	1.287	0.1%
01:36:00		1	0.335	0.0%
01:38:00		1	1.497	0.1%
01:39:00		1	0.594	0.0%
01:40:00		1	1.375	0.1%
01:43:00		1	1.275	0.1%
01:44:00		1	0.617	0.0%

File database_taj (cont.)**#14 long_ : Interview duration** (cont.)

Value (cont.)	Label	Cases	Weighted	Percentage (weighted)
01:50:00		1	0.257	0.0%
01:51:00		1	1.51	0.1%
01:57:00		1	2.135	0.1%
02:05:00		1	0.915	0.1%
02:08:00		1	0.917	0.1%
02:15:00		1	0.998	0.1%

#15 interv_n: Code of interviewer

Information	[type=continuous] [format=numeric] [valid=1500] [valid(weighted)=1500] [range=1-47]
Security	Public

#16 int_gen: Gender of interviewer

Information	[type=discrete] [format=numeric] [valid=1500] [valid(weighted)=1500] [range=1-2]			
Security	Public			
Value	Label	Cases	Weighted	Percentage (weighted)
1	Male	840	885.133	59.0%
2	Female	660	614.867	41.0%

#17 q1: (Q1). What language do you prefer to use during our conversation?

Information	[type=discrete] [format=numeric] [valid=1500] [valid(weighted)=1500] [range=1-3]			
Literal question	What language do you prefer to use during our conversation?			
Security	Public			
Value	Label	Cases	Weighted	Percentage (weighted)
1	Tajik	1131	1130.74	75.4%
2	Russian	116	120.511	8.0%
3	Uzbek	253	248.749	16.6%

#18 q2: (Q2). Age of respondent

Information	[type=continuous] [format=numeric] [valid=1500] [valid(weighted)=1500] [range=18-92]
Security	Public

#19 q3p: (Q3 Secondary). Nationality of respondent

Information	[type=discrete] [format=numeric] [valid=1500] [valid(weighted)=1500] [range=1-21]			
Security	Public			
Value	Label	Cases	Weighted	Percentage (weighted)
1	Kazakh	2	1.081	0.1%

File database_taj (cont.)**#19 q3p: (Q3 Secondary). Nationality of respondent** (cont.)

Value (cont.)	Label	Cases	Weighted	Percentage (weighted)
3	Kyrghyz	2	1.992	0.1%
4	Russian	40	31.404	2.1%
5	Tajik	1113	1134.985	75.7%
6	Uzbek	317	312.659	20.8%
8	Tatar	8	5.397	0.4%
9	Armenian	1	0.522	0.0%
10	Korean	1	1.043	0.1%
14	Turkmen	13	8.948	0.6%
18	Jew	1	0.521	0.0%
21	Afghan	2	1.448	0.1%

#20 q3: (Q3 Secondary). Nationality of respondent

Information	[type=discrete] [format=numeric] [valid=1500] [valid(weighted)=1500] [range=1-5]			
Security	Public			
Value	Label	Cases	Weighted	Percentage (weighted)
1	Tajik	1113	1134.985	75.7%
2	Uzbek	317	312.659	20.8%
3	Russian	40	31.404	2.1%
4	Turkmen	13	8.948	0.6%
5	Other	17	12.004	0.8%

#21 q4: (Q4). Marital status of respondent

Information	[type=discrete] [format=numeric] [valid=1500] [valid(weighted)=1500] [range=1-9]			
Security	Public			
Value	Label	Cases	Weighted	Percentage (weighted)
1	Married	989	977.604	65.2%
2	Married by religious ceremony nikoh	57	61.25	4.1%
3	Married, but my spouse lives elsewhere because of work	8	5.864	0.4%
4	Live with somebody but not registered (grazhdanski brak)	4	2.447	0.2%
5	Single and never married	233	297.358	19.8%
6	Divorced	63	50.121	3.3%
7	Widowed	143	102.721	6.8%
9	DK/NR	3	2.636	0.2%

#22 q5: (Q5). Highest level of education of respondent

Information	[type=discrete] [format=numeric] [valid=1500] [valid(weighted)=1500] [range=1-9]			
Security	Public			

File database_taj (cont.)

#22 q5: (Q5). Highest level of education of respondent (cont.)

Value	Label	Cases	Weighted	Percentage (weighted)
1	Incomplete secondary school (8-9 years) or less	310	318.093	21.2%
2	Specialized secondary school (technical or vocational school)	208	196.638	13.1%
3	Complete secondary school (10-11 years)	682	690.429	46.0%
4	Incomplete higher education or bachelor's degree	103	106.686	7.1%
5	Complete higher education, master's degree or greater	190	183.326	12.2%
9	DK/NR	7	4.828	0.3%

#23 q6: (Q6). Is there anybody in your household who has the educational level higher th

Information	[type=discrete] [format=numeric] [valid=1500] [valid(weighted)=1500] [range=1-9]			
Literal question	Is there anybody in your household who has the educational level higher than yours? If yes, then what is that level?			
Security	Public			
Value	Label	Cases	Weighted	Percentage (weighted)
1	Elementary and incomplete secondary school (8-9 years) or le	0	0	0.0%
2	Specialized secondary school (technical or vocational school)	132	152.498	10.2%
3	Complete secondary school (10-11 years)	122	128.355	8.6%
4	Incomplete higher education or bachelor's degree	87	105.645	7.0%
5	Complete higher education, master's degree, or greater	198	244.705	16.3%
6	THERE IS NO SUCH PERSON WITHIN THE HOUSEHOLD	921	834.238	55.6%
9	DK/NR	40	34.56	2.3%

#24 q96: (Q96). Are you currently employed?

Information	[type=discrete] [format=numeric] [valid=1500] [valid(weighted)=1500] [range=1-2]			
Literal question	Are you currently employed?			
Security	Public			
Value	Label	Cases	Weighted	Percentage (weighted)
1	Yes	695	670.079	44.7%
2	No	805	829.921	55.3%

#25 q97p: (Q97 Primary). If unemployed, what is your current status?

Information	[type=discrete] [format=numeric] [valid=805] [valid(weighted)=829.921] [range=1-99]			
Literal question	If unemployed, what is your current status?			

File database_taj (cont.)

#25 q97p: (Q97 Primary). If unemployed, what is your current status? (cont.)

Security		Public		
Value	Label	Cases	Weighted	Percentage (weighted)
1	Student, pupil of vocational school/school	31	38.794	4.7%
2	I am a not working pensioner or the disabled	156	141.424	17.0%
3	I am a housewife or am in maternity leave	223	224.752	27.1%
4	I am temporarily unemployed and look for a job	263	284.036	34.2%
5	I am temporarily unemployed and not looking for a job	118	123.687	14.9%
12	I am preparing disability papers	2	2.096	0.3%
15	If I do not work, my prestige will be undermined and no man	1	0.887	0.1%
16	Seasonal work	1	2.886	0.3%
17	Parents do not permit (father or mother)	1	1.775	0.2%
18	Looking after my grandchild	1	1.497	0.2%
99	DK/NR	8	8.086	1.0%
Sysmiss		695	670.079	

#26 q97: (Q97 Secondary). If unemployed, what is your current status?

Information		[type=discrete] [format=numeric] [valid=805] [valid(weighted)=829.921] [range=1-9]		
Literal question		If unemployed, what is your current status?		
Security		Public		
Value	Label	Cases	Weighted	Percentage (weighted)
1	I am temporarily unemployed and looking for a job	263	284.036	34.2%
2	I am a housewife or in maternity leave	225	227.137	27.4%
3	I am a not working pensioner or the disabled	158	143.52	17.3%
4	I am temporarily unemployed and not looking for a job	118	123.687	14.9%
5	Student, pupil of vocational school/school	31	38.794	4.7%
9	DK/NR	10	12.747	1.5%
Sysmiss		695	670.079	

#27 q98p: (Q98 Primary). Which category on this card describes your position on your main

Information		[type=discrete] [format=numeric] [valid=695] [valid(weighted)=670.079] [range=1-99]		
Literal question		Which category on this card describes your position on your main job?		
Security		Public		
Value	Label	Cases	Weighted	Percentage (weighted)
1	Independent entrepreneur	98	101.786	15.2%
2	Chief of enterprise, organization	46	41.396	6.2%
3	Farmer/dekhkan	84	79.22	11.8%
4	Specialist/employee with higher education	116	114.955	17.2%

File database_taj (cont.)

#27 q98p: (Q98 Primary). Which category on this card describes your position on your main (cont.)

Value (cont.)	Label	Cases	Weighted	Percentage (weighted)
5	Specialist/employee with secondary or secondary vocational e	111	111.054	16.6%
6	Worker, works superintendent, team leader	26	28.69	4.3%
7	Military, Ministry of Interior Affairs, Prosecuting office,	6	6.128	0.9%
9	Cleaning lady / woman-nurse	5	1.97	0.3%
10	Driver (taxi)	2	1.702	0.3%
12	Farmer	165	145.307	21.7%
15	Driver with an own car	1	1.03	0.2%
17	Tractor driver, combine machine driver	1	1.824	0.3%
18	Hired worker	1	2.088	0.3%
19	Employed in a dekhkan farming	2	1.589	0.2%
28	Seller (at the market)	6	5.415	0.8%
30	Daily worker (mardiker)	1	0.608	0.1%
32	Nurse	2	1.695	0.3%
33	Matron	1	0.0737	0.0%
34	Dekhkan	10	10.207	1.5%
35	Seamstress in a tailoring salon	1	0.336	0.1%
36	Philharmonic musical society worker	1	1.03	0.2%
37	Teacher	4	6.162	0.9%
38	At an exchange office	1	0.522	0.1%
99	DK/NR	4	5.292	0.8%
Sysmiss		805	829.921	

#28 q98: (Q98 Secondary). Which category on this card describes your position on your mai

Information	[type=discrete] [format=numeric] [valid=695] [valid(weighted)=670.079] [range=1-9]			
Literal question	Which category on this card describes your position on your main job?			
Security	Public			
Value	Label	Cases	Weighted	Percentage (weighted)
1	Farmer	177	157.102	23.4%
2	Specialist/employee with higher education	120	121.116	18.1%
3	Specialist/employee with secondary or secondary vocational e	114	112.823	16.8%
5	Farmer/dekhkan	84	79.22	11.8%
6	Chief of enterprise, organization, entrepreneur	144	143.182	21.4%
7	Worker (qualified and non-qualified), works superintendent,	44	43.664	6.5%
8	Other	8	7.68	1.1%
9	HARD TO ANSWER/NO RESPONSE	4	5.292	0.8%
Sysmiss		805	829.921	

File database_taj_(cont.)

#29 q99: (Q99). Which one statement best characterizes the situation in your household?

Information	[type=discrete] [format=numeric] [valid=1500] [valid(weighted)=1500] [range=1-9]			
Literal question	Which one statement best characterizes the situation in your household?			
Security	Public			
Value	Label	Cases	Weighted	Percentage (weighted)
1	Difficult to provide the family with basic food	385	369.032	24.6%
2	Manage to provide basic food but find it difficult to pay ut	465	455.199	30.3%
3	Can afford required foods, clothes and pay utility bills, bu	422	432.275	28.8%
4	We can afford to buy a TV or refrigerator, but cannot afford	181	188.111	12.5%
5	Can buy a car, a new house or travel to another country, etc	16	21.764	1.5%
9	DK/NR	31	33.619	2.2%

#30 q100p_1: (Q100 Primary, 1st). Name please three main sources of income for your household

Information	[type=discrete] [format=numeric] [valid=1500] [valid(weighted)=1500] [range=1-99]			
Literal question	Name please three main sources of income for your household.			
Security	Public			
Value	Label	Cases	Weighted	Percentage (weighted)
1	Wages	846	865.652	57.7%
2	Payment in cash or in kind for rent (land, machinery, equipm	64	65.351	4.4%
3	Any plot of land, but not a farm	322	324.569	21.6%
4	Private enterprise	14	16.403	1.1%
5	Farming (dekhkan)	26	35.073	2.3%
6	Pensions	79	61.106	4.1%
7	Unemployment benefit	7	9.247	0.6%
8	Social assistance, other allowances	9	8.227	0.5%
9	Aid from relatives residing in Tajikistan in cash and in kin	27	20.202	1.3%
10	Aid from relatives outside Tajikistan in cash and in kind	33	28.651	1.9%
12	Mardikership (hired works)	8	5.314	0.4%
13	Driver / chauffeur (individual work)	1	0.624	0.0%
18	Seller at the market	9	10.099	0.7%
21	Cattle breeding	2	3.152	0.2%
44	Seasonal earnings	1	0.336	0.0%
53	Seasonal gastarbeiter	2	1.479	0.1%
54	Owing to business	1	0.513	0.0%
58	Red Cross	1	1.002	0.1%
59	Currency exchange	1	0.522	0.0%
60	Earns for his life	1	1.546	0.1%
61	Labour migration	1	0.624	0.0%
99	DK/NR	45	40.309	2.7%

File database_taj_(cont.)

#31 q100p_2: (Q100 Primary, 2nd). Name please three main sources of income for your household

Information	[type=discrete] [format=numeric] [valid=1069] [valid(weighted)=1106.873] [range=2-64]			
Literal question	Name please three main sources of income for your household.			
Security	Public			
Value	Label	Cases	Weighted	Percentage (weighted)
2	Payment in cash or in kind for rent (land, machinery, equipm	50	47.657	4.3%
3	Any plot of land, but not a farm	372	373.695	33.8%
4	Private enterprise	37	39.537	3.6%
5	Farming (dekhkan)	91	106.704	9.6%
6	Pensions	171	217.542	19.7%
7	Unemployment benefit	16	18.558	1.7%
8	Social assistance, other allowances	82	73.731	6.7%
9	Aid from relatives residing in Tajikistan in cash and in kin	97	85.258	7.7%
10	Aid from relatives outside Tajikistan in cash and in kind	93	82.63	7.5%
12	Mardikship (hired works)	12	8.552	0.8%
13	Driver / chauffeur (individual work)	1	1.775	0.2%
16	Bread, rolls and buns made at home for realization	3	3.494	0.3%
18	Seller at the market	16	18.749	1.7%
19	Stipend	1	1.043	0.1%
20	Trade	2	2.229	0.2%
21	Cattle breeding	6	4.684	0.4%
28	Seamstress (sewing at home)	2	1.497	0.1%
29	Tractor driver	1	0.624	0.1%
33	I am selling old stuff at the market	1	1.564	0.1%
35	Tutorship	1	1.83	0.2%
37	Occasional earnings	1	0.501	0.0%
44	Seasonal earnings	1	2.028	0.2%
51	Money brought from Russia (earned)	3	2.923	0.3%
53	Seasonal gastarbeiter	1	0.592	0.1%
54	Owing to business	4	3.481	0.3%
55	Remuneration	2	2.995	0.3%
62	Dekhkan farming	1	0.915	0.1%
64	Video camera filming	1	2.088	0.2%
Sysmiss		431	393.127	

#32 q100p_3: (Q100 Primary, 3rd). Name please three main sources of income for your household

Information	[type=discrete] [format=numeric] [valid=556] [valid(weighted)=575.589] [range=2-63]			
Literal question	Name please three main sources of income for your household.			
Security	Public			
Value	Label	Cases	Weighted	Percentage (weighted)
2	Payment in cash or in kind for rent (land,	1	1.005	0.2%

File database_taj (cont.)

#32 q100p_3: (Q100 Primary, 3rd). Name please three main sources of income for your household (cont.)

Value (cont.)	Label	Cases	Weighted	Percentage (weighted)
	machinery, equipm			
3	Any plot of land, but not a farm	8	7.893	1.4%
4	Private enterprise	11	12.674	2.2%
5	Farming (dekhkan)	20	18.683	3.2%
6	Pensions	62	71.592	12.4%
7	Unemployment benefit	11	14.316	2.5%
8	Social assistance, other allowances	42	43.467	7.6%
9	Aid from relatives residing in Tajikistan in cash and in kin	103	95.029	16.5%
10	Aid from relatives outside Tajikistan in cash and in kind	235	249.942	43.4%
12	Mardikship (hired works)	5	7.066	1.2%
18	Seller at the market	8	7.057	1.2%
20	Trade	3	3.881	0.7%
21	Cattle breeding	13	16.015	2.8%
35	Tutorship	2	2.338	0.4%
37	Occasional earnings	7	4.415	0.8%
44	Seasonal earnings	2	2.417	0.4%
51	Money brought from Russia (earned)	2	1.169	0.2%
54	Owing to business	2	2.344	0.4%
56	Russian and Iranian Embassies render assistance	1	0.499	0.1%
57	Children are helping	1	0.499	0.1%
63	Fruit and vegetables selling	17	13.286	2.3%
Sysmiss		944	924.411	

#33 q100_1: (Q100 Secondary, 1st). Name please three main sources of income for your househo

Information	[type=discrete] [format=numeric] [valid=1500] [valid(weighted)=1500] [range=1-99]			
Literal question	Name please three main sources of income for your household.			
Security	Public			
Value	Label	Cases	Weighted	Percentage (weighted)
1	Wages	846	865.652	57.7%
2	Any plot of land, but not a farm	324	327.721	21.8%
3	Aid from relatives outside Tajikistan in cash and in kind	34	29.275	2.0%
4	Pensions	79	61.106	4.1%
5	Aid from relatives residing in Tajikistan in cash and in kin	27	20.202	1.3%
6	Farming	26	35.073	2.3%
7	Social assistance, other allowances	16	17.474	1.2%
8	Payment in cash or in kind for rent (land, machinery, equipm	64	65.351	4.4%
9	Private enterprise, small business, trade	26	28.161	1.9%
10	Hourly work, occasional earnings	11	7.129	0.5%

File database_taj (cont.)**#33 q100_1: (Q100 Secondary, 1st). Name please three main sources of income for your househo** (cont.)

Value (cont.)	Label	Cases	Weighted	Percentage (weighted)
11	Other	2	2.548	0.2%
99	DK/NR	45	40.309	2.7%

#34 q100_2: (Q100 Secondary, 2nd). Name please three main sources of income for your househo

Information	[type=discrete] [format=numeric] [valid=1064] [valid(weighted)=1100.68] [range=2-11]			
Literal question	Name please three main sources of income for your household.			
Security	Public			
Value	Label	Cases	Weighted	Percentage (weighted)
2	Any plot of land, but not a farm	377	377.118	34.3%
3	Aid from relatives outside Tajikistan in cash and in kind	96	85.552	7.8%
4	Pensions	171	217.542	19.8%
5	Aid from relatives residing in Tajikistan in cash and in kin	99	86.56	7.9%
6	Farming	91	106.704	9.7%
7	Social assistance, other allowances	98	93.981	8.5%
8	Payment in cash or in kind for rent (land, machinery, equipm	50	47.657	4.3%
9	Private enterprise, small business, trade	66	72.851	6.6%
10	Hourly work, occasional earnings	15	11.672	1.1%
11	Other	1	1.043	0.1%
Sysmiss		436	399.32	

#35 q100_3: (Q100 Secondary, 3rd). Name please three main sources of income for your househo

Information	[type=discrete] [format=numeric] [valid=528] [valid(weighted)=546.431] [range=2-11]			
Literal question	Name please three main sources of income for your household.			
Security	Public			
Value	Label	Cases	Weighted	Percentage (weighted)
2	Any plot of land, but not a farm	11	13.882	2.5%
3	Aid from relatives outside Tajikistan in cash and in kind	236	250.527	45.8%
4	Pensions	62	71.592	13.1%
5	Aid from relatives residing in Tajikistan in cash and in kin	101	93.726	17.2%
6	Farming	20	18.683	3.4%
7	Social assistance, other allowances	44	46.395	8.5%
8	Payment in cash or in kind for rent (land, machinery, equipm	1	1.005	0.2%
9	Private enterprise, small business, trade	37	35.725	6.5%
10	Hourly work, occasional earnings	14	13.898	2.5%
11	Other	2	0.998	0.2%
Sysmiss		972	953.569	

File database_taj (cont.)

#36 q101: (Q101). How many members are in your household including yourself?

Information	[type=continuous] [format=numeric] [valid=1500] [valid(weighted)=1500] [range=1-24]
Security	Public

#37 q7p: (Q7 Primary). What language do you think?

Information	[type=discrete] [format=numeric] [valid=1500] [valid(weighted)=1500] [range=1-26]			
Literal question	What language do you think?			
Security	Public			
Value	Label	Cases	Weighted	Percentage (weighted)
1	Uzbek	297	297.417	19.8%
2	Russian	66	58.204	3.9%
3	Kazakh	2	1.245	0.1%
4	Tajik	1112	1127.207	75.1%
5	Kyrgyz	2	1.572	0.1%
13	Tatar	2	1.416	0.1%
19	Turkmen	14	9.257	0.6%
24	Pashto	1	0.579	0.0%
25	Afghoni (Afghan)	1	0.869	0.1%
26	Pamir	3	2.235	0.1%

#38 q7: (Q7 Secondary). What language do you think?

Information	[type=discrete] [format=numeric] [valid=1500] [valid(weighted)=1500] [range=1-5]			
Literal question	What language do you think?			
Security	Public			
Value	Label	Cases	Weighted	Percentage (weighted)
1	Tajik	1112	1127.207	75.1%
2	Uzbek	297	297.417	19.8%
3	Russian	66	58.204	3.9%
4	Turkmen	14	9.257	0.6%
5	Other	11	7.916	0.5%

#39 q8p_1: (Q8 Primary, 1st). What other languages do you speak fluently?

Information	[type=discrete] [format=numeric] [valid=1500] [valid(weighted)=1500] [range=1-19]			
Literal question	What other languages do you speak fluently?			
Security	Public			
Value	Label	Cases	Weighted	Percentage (weighted)
1	DOES NOT SPEAK OTHER LANGUAGES	487	475.114	31.7%
2	Uzbek	342	326.309	21.8%
3	Russian	516	541.59	36.1%
4	Kazakh	7	3.929	0.3%

File database_taj (cont.)

#39 q8p_1: (Q8 Primary, 1st). What other languages do you speak fluently? (cont.)

Value (cont.)	Label	Cases	Weighted	Percentage (weighted)
5	Tajik	142	147.775	9.9%
6	Kyrgyz	2	2.041	0.1%
10	English	1	0.997	0.1%
12	French	1	0.894	0.1%
13	Tatar	1	1.044	0.1%
19	Turkmen	1	0.309	0.0%

#40 q8p_2: (Q8 Primary, 2nd). What other languages do you speak fluently?

Information	[type=discrete] [format=numeric] [valid=335] [valid(weighted)=325.42] [range=2-25]			
Literal question	What other languages do you speak fluently?			
Security	Public			
Value	Label	Cases	Weighted	Percentage (weighted)
2	Uzbek	1	1.265	0.4%
3	Russian	199	194.716	59.8%
4	Kazakh	4	2.758	0.8%
5	Tajik	101	99.043	30.4%
6	Kyrgyz	18	14.204	4.4%
10	English	8	11.118	3.4%
13	Tatar	1	0.746	0.2%
19	Turkmen	2	1.234	0.4%
25	Georgian	1	0.336	0.1%
Sysmiss		1165	1174.58	

#41 q8p_3: (Q8 Primary, 3rd). What other languages do you speak fluently?

Information	[type=discrete] [format=numeric] [valid=39] [valid(weighted)=40.686] [range=4-25]			
Literal question	What other languages do you speak fluently?			
Security	Public			
Value	Label	Cases	Weighted	Percentage (weighted)
4	Kazakh	4	6.636	16.3%
5	Tajik	7	5.584	13.7%
6	Kyrgyz	13	15.226	37.4%
9	Turkish	1	0.877	2.2%
10	English	6	6.058	14.9%
11	Iranian	1	0.585	1.4%
18	German	1	0.997	2.5%
19	Turkmen	4	3.703	9.1%
24	Latin	1	0.442	1.1%
25	Georgian	1	0.579	1.4%
Sysmiss		1461	1459.314	

File database_taj (cont.)

#42 q8p_4: (Q8 Primary, 4th). What other languages do you speak fluently?

Information	[type=discrete] [format=numeric] [valid=5] [valid(weighted)=7.176] [range=6-11]			
Literal question	What other languages do you speak fluently?			
Security	Public			
Value	Label	Cases	Weighted	Percentage (weighted)
6	Kyrgyz	4	6.007	83.7%
11	Iranian	1	1.169	16.3%
Sysmiss		1495	1492.824	

#43 q8_1: (Q8 Secondary, 1st). What other languages do you speak fluently?

Information	[type=discrete] [format=numeric] [valid=1500] [valid(weighted)=1500] [range=1-9]			
Literal question	What other languages do you speak fluently?			
Security	Public			
Value	Label	Cases	Weighted	Percentage (weighted)
1	DOES NOT SPEAK OTHER LANGUAGES	487	475.114	31.7%
2	Uzbek	342	326.309	21.8%
3	Russian	516	541.59	36.1%
4	Tajik	142	147.775	9.9%
5	Kyrgyz	2	2.041	0.1%
6	Kazakh	7	3.929	0.3%
7	English	1	0.997	0.1%
8	Turkmen	1	0.309	0.0%
9	Other	2	1.937	0.1%

#44 q8_2: (Q8 Secondary, 2nd). What other languages do you speak fluently?

Information	[type=discrete] [format=numeric] [valid=335] [valid(weighted)=325.42] [range=2-9]			
Literal question	What other languages do you speak fluently?			
Security	Public			
Value	Label	Cases	Weighted	Percentage (weighted)
2	Uzbek	1	1.265	0.4%
3	Russian	199	194.716	59.8%
4	Tajik	101	99.043	30.4%
5	Kyrgyz	18	14.204	4.4%
6	Kazakh	4	2.758	0.8%
7	English	8	11.118	3.4%
8	Turkmen	2	1.234	0.4%
9	Other	2	1.081	0.3%
Sysmiss		1165	1174.58	

File database_taj_(cont.)

#45 q8_3: (Q8 Secondary, 3rd). What other languages do you speak fluently?

Information	[type=discrete] [format=numeric] [valid=39] [valid(weighted)=40.686] [range=4-9]			
Literal question	What other languages do you speak fluently?			
Security	Public			
Value	Label	Cases	Weighted	Percentage (weighted)
4	Tajik	7	5.584	13.7%
5	Kyrghyz	13	15.226	37.4%
6	Kazakh	4	6.636	16.3%
7	English	6	6.058	14.9%
8	Turkmen	4	3.703	9.1%
9	Other	5	3.48	8.6%
Sysmiss		1461	1459.314	

#46 q8_4: (Q8 Secondary, 4th). What other languages do you speak fluently?

Information	[type=discrete] [format=numeric] [valid=5] [valid(weighted)=7.176] [range=5-9]			
Literal question	What other languages do you speak fluently?			
Security	Public			
Value	Label	Cases	Weighted	Percentage (weighted)
5	Kyrghyz	4	6.007	83.7%
9	Other	1	1.169	16.3%
Sysmiss		1495	1492.824	

#47 q9: (Q9). Generally speaking, how satisfied are you with your life

Information	[type=discrete] [format=numeric] [valid=1500] [valid(weighted)=1500] [range=1-9]			
Literal question	Generally speaking, how satisfied are you with your life?			
Security	Public			
Value	Label	Cases	Weighted	Percentage (weighted)
1	Very satisfied	111	122.739	8.2%
2	Fairly satisfied	736	761.645	50.8%
3	Fairly dissatisfied	567	534.292	35.6%
4	Very dissatisfied	69	62.453	4.2%
9	DK/NR	17	18.871	1.3%

#48 q10: (Q10). How do you estimate current economic situation of your household?

Information	[type=discrete] [format=numeric] [valid=1500] [valid(weighted)=1500] [range=1-9]			
Literal question	How do you estimate current economic situation of your household?			
Security	Public			
Value	Label	Cases	Weighted	Percentage (weighted)
1	Very good	61	64.471	4.3%

File database_taj (cont.)**#48 q10: (Q10). How do you estimate current economic situation of your household? (cont.)**

Value (cont.)	Label	Cases	Weighted	Percentage (weighted)
2	Somewhat good	1026	1064.305	71.0%
3	Somewhat bad	310	275.136	18.3%
4	Very bad	75	64.501	4.3%
9	DK/NR	28	31.586	2.1%

#49 q11: (Q11). How would you rate the economic situation in your household a few years a

Information	[type=discrete] [format=numeric] [valid=1500] [valid(weighted)=1500] [range=1-9]			
Literal question	How would you rate the economic situation in your household a few years ago in comparison with current situation?			
Security	Public			
Value	Label	Cases	Weighted	Percentage (weighted)
1	Much better	192	195.516	13.0%
2	Somewhat better	599	610.746	40.7%
3	Much	395	386.329	25.8%
4	Somewhat worse	256	247.593	16.5%
5	Much worse	37	38.461	2.6%
9	DK/NR	21	21.355	1.4%

#50 q12: (Q12). Imagine a 10-step ladder where the poorest people are standing on the fir

Information	[type=discrete] [format=numeric] [valid=1493] [valid(weighted)=1490.064] [range=1-99]			
Literal question	Imagine a 10-step ladder where the poorest people are standing on the first, or lowest, step, and the richest people are standing on the tenth, or highest, step. On what step would you place yourself today?			
Security	Public			
Value	Label	Cases	Weighted	Percentage (weighted)
1	step 1	30	22.253	1.5%
2	step 2	84	68.44	4.6%
3	step 3	227	204.707	13.7%
4	step 4	314	310.344	20.8%
5	step 5	418	457.57	30.7%
6	step 6	257	260.533	17.5%
7	step 7	117	120.41	8.1%
8	step 8	31	30.307	2.0%
9	step 9	7	5.572	0.4%
10	step 10	8	9.929	0.7%
99	DK/NR	0	0	0.0%
Sysmiss		7	9.936	

#51 q13: (Q13). How long do you think it will take for you to reach a satisfactory standa

Information	[type=discrete] [format=numeric] [valid=1500] [valid(weighted)=1500] [range=1-9]			
--------------------	--	--	--	--

File database_taj (cont.)

#51 q13: (Q13). How long do you think it will take for you to reach a satisfactory standa (cont.)

Literal question	How long do you think it will take for you to reach a satisfactory standard of living?			
Security	Public			
Value	Label	Cases	Weighted	Percentage (weighted)
1	I already have it	78	79.348	5.3%
2	In 5 years	396	404.552	27.0%
3	In 10 years	375	399.625	26.6%
4	In 15 years	154	155.111	10.3%
5	In 25 years	123	120.105	8.0%
6	It will take at least 50 years	16	12.865	0.9%
7	Never	51	41.32	2.8%
9	DK/NR	307	287.074	19.1%

#52 q14_a: (Q14_A). Did you write a letter of complaint to the national or local authoritie

Information	[type=discrete] [format=numeric] [valid=1500] [valid(weighted)=1500] [range=1-9]			
Literal question	Did you write a letter of complaint to the national or local authorities in the past three years?			
Security	Public			
Value	Label	Cases	Weighted	Percentage (weighted)
1	Yes	198	185.141	12.3%
2	No	1268	1283.008	85.5%
9	DK/NR	34	31.851	2.1%

#53 q14_b: (Q14_B). Did you sign any collective petition to the national or local authoriti

Information	[type=discrete] [format=numeric] [valid=1500] [valid(weighted)=1500] [range=1-9]			
Literal question	Did you sign any collective petition to the national or local authorities in the past three years?			
Security	Public			
Value	Label	Cases	Weighted	Percentage (weighted)
1	Yes	180	174.203	11.6%
2	No	1272	1276.38	85.1%
9	DK/NR	48	49.417	3.3%

#54 q14_c: (Q14_C). Did you ask your mahalla committee to resolve any issue in the past thr

Information	[type=discrete] [format=numeric] [valid=1500] [valid(weighted)=1500] [range=1-9]			
Literal question	Did you ask your mahalla committee to resolve any issue in the past three years?			
Security	Public			
Value	Label	Cases	Weighted	Percentage (weighted)
1	Yes	578	546.428	36.4%
2	No	874	910.958	60.7%
9	DK/NR	48	42.614	2.8%

File database_taj (cont.)**#55 q14_d: (Q14_D). Did you organize people in your makhalla/village to resolve any issue i**

Information	[type=discrete] [format=numeric] [valid=1500] [valid(weighted)=1500] [range=1-9]			
Literal question	Did you organize people in your makhalla/village to resolve any issue in the past three years?			
Security	Public			
Value	Label	Cases	Weighted	Percentage (weighted)
1	Yes	131	117.822	7.9%
2	No	1304	1319.199	87.9%
9	DK/NR	65	62.979	4.2%

#56 q14_e: (Q14_E). Did you contact the press/media with any problem in the past three year

Information	[type=discrete] [format=numeric] [valid=1500] [valid(weighted)=1500] [range=1-9]			
Literal question	Did you contact the press/media with any problem in the past three years?			
Security	Public			
Value	Label	Cases	Weighted	Percentage (weighted)
1	Yes	62	59.514	4.0%
2	No	1378	1377.119	91.8%
9	DK/NR	60	63.366	4.2%

#57 q14_f: (Q14_F). Did you take part in an authorized protest (meetings, strikes, pickets)

Information	[type=discrete] [format=numeric] [valid=1500] [valid(weighted)=1500] [range=1-9]			
Literal question	Did you take part in an authorized protest (meetings, strikes, pickets) in the past three years?			
Security	Public			
Value	Label	Cases	Weighted	Percentage (weighted)
1	Yes	62	63.864	4.3%
2	No	1371	1364.373	91.0%
9	DK/NR	67	71.763	4.8%

#58 q14_g: (Q14_G). Did you take part in an unauthorized protest (meetings, strikes, picket

Information	[type=discrete] [format=numeric] [valid=1500] [valid(weighted)=1500] [range=1-9]			
Literal question	Did you take part in an unauthorized protest (meetings, strikes, pickets) in the past three years?			
Security	Public			
Value	Label	Cases	Weighted	Percentage (weighted)
1	Yes	16	14.408	1.0%
2	No	1427	1424.322	95.0%
9	DK/NR	57	61.27	4.1%

#59 q15: (Q15). In the past 12 months, have you heard of any instances were people in you

Information	[type=discrete] [format=numeric] [valid=1500] [valid(weighted)=1500] [range=1-9]			
--------------------	--	--	--	--

File database_taj (cont.)

#59 q15: (Q15). In the past 12 months, have you heard of any instances were people in you (cont.)

Literal question	In the past 12 months, have you heard of any instances were people in your village or city have joined together to bring their grievances to local government (akimat, village council)?			
Security	Public			
Value	Label	Cases	Weighted	Percentage (weighted)
1	Yes	268	247.313	16.5%
2	No	1102	1129.457	75.3%
9	DK/NR	130	123.23	8.2%

#60 q16: (Q16). Are there grievances that you together with the representatives of your c

Information	[type=discrete] [format=numeric] [valid=1500] [valid(weighted)=1500] [range=1-9]			
Literal question	Are there grievances that you together with the representatives of your community would like to discuss with authorities?			
Security	Public			
Value	Label	Cases	Weighted	Percentage (weighted)
1	Definitely	632	595.009	39.7%
2	Maybe	435	460.619	30.7%
3	No	252	249.307	16.6%
9	DK/NR	181	195.065	13.0%

#61 q16cp_1: (Q16C Primary, 1st). Comments of respondents to question 16.

Information	[type=discrete] [format=numeric] [valid=1319] [valid(weighted)=1304.935] [range=4-999]			
Literal question	Comments of respondents to question 16.			
Security	Public			
Value	Label	Cases	Weighted	Percentage (weighted)
4	Absence of electricity	1	1.661	0.1%
5	Land problem	5	5.261	0.4%
6	Sales points opening	3	4.092	0.3%
8	Because of water	4	4.136	0.3%
10	Social assistance	2	1.461	0.1%
11	Solution of the problem of dampness in the house	1	0.577	0.0%
12	The youth frequents mosques	1	0.579	0.0%
13	Water pipeline installation	1	1.159	0.1%
14	Gas and electricity payment reduction	2	1.287	0.1%
15	Motorways maintenance	3	3.207	0.2%
16	Repair of schools /hashar (collective works)	1	0.63	0.0%
18	Pavement maintenance	2	3.743	0.3%
19	Drinkable water and electricity problem	2	2.991	0.2%
20	Poor condition of streets and territories	1	0.665	0.1%
21	Assistance to the disabled	2	3.655	0.3%
22	Garbage is disposed off in any place	1	1.329	0.1%

File database_taj (cont.)

#61 q16cp_1: (Q16C Primary, 1st). Comments of respondents to question 16. (cont.)

Value (cont.)	Label	Cases	Weighted	Percentage (weighted)
23	Gas and electricity problem	6	9.637	0.7%
24	Transportation problem	1	0.316	0.0%
25	Hot water and heating problem	1	0.515	0.0%
26	Family problems - property distribution	1	1.661	0.1%
999	NO COMMENT	1278	1256.372	96.3%
Sysmiss		181	195.065	

#62 q16cp_2: (Q16C Primary, 2nd). Comments of respondents to question 16.

Information	[type=discrete] [format=numeric] [valid=6] [valid(weighted)=5.261] [range=4-10]			
Literal question	Comments of respondents to question 16.			
Security	Public			
Value	Label	Cases	Weighted	Percentage (weighted)
4	Absence of electricity	2	1.461	27.8%
5	Land problem	1	0.585	11.1%
6	Sales points opening	1	0.585	11.1%
10	Social assistance	2	2.63	50.0%
Sysmiss		1494	1494.739	

#63 q16cp_3: (Q16C Primary, 3rd). Comments of respondents to question 16.

Information	[type=discrete] [format=numeric] [valid=1] [valid(weighted)=0.585] [range=7-7]			
Literal question	Comments of respondents to question 16.			
Security	Public			
Value	Label	Cases	Weighted	Percentage (weighted)
7	Cotton processing shop	1	0.585	100.0%
Sysmiss		1499	1499.415	

#64 q16c_1: (Q16C Secondary, 1st). Comments of respondents to question 16.

Information	[type=discrete] [format=numeric] [valid=1319] [valid(weighted)=1304.935] [range=1-9]			
Literal question	Comments of respondents to question 16.			
Security	Public			
Value	Label	Cases	Weighted	Percentage (weighted)
1	Problems of infrastructure services provision (gas, electri	23	29.359	2.2%
2	Entrepreneurship problems	8	9.352	0.7%
3	Poverty and social security	6	6.403	0.5%
4	Others	4	3.449	0.3%
9	NO COMMENT	1278	1256.372	96.3%
Sysmiss		181	195.065	

File database_taj (cont.)

#65 q16c_2: (Q16C Secondary, 2nd). Comments of respondents to question 16.

Information	[type=discrete] [format=numeric] [valid=3] [valid(weighted)=3.215] [range=2-3]			
Literal question	Comments of respondents to question 16.			
Security	Public			
Value	Label	Cases	Weighted	Percentage (weighted)
2	Entrepreneurship problems	1	0.585	18.2%
3	Poverty and social security	2	2.63	81.8%
Sysmiss		1497	1496.785	

#66 q17: (Q17). Has the frequency of interaction with your relatives decreased or increas

Information	[type=discrete] [format=numeric] [valid=1500] [valid(weighted)=1500] [range=1-9]			
Literal question	Has the frequency of interaction with your relatives decreased or increased over the last few years?			
Security	Public			
Value	Label	Cases	Weighted	Percentage (weighted)
1	Decreased	262	241.424	16.1%
2	Increased	363	374.55	25.0%
3	About the same	783	804.69	53.6%
9	DK/NR	92	79.335	5.3%

#67 q18p_1: (Q18 Primary, 1st). Why do you think the frequency of interaction has decreased?

Information	[type=discrete] [format=numeric] [valid=262] [valid(weighted)=241.424] [range=1-99]			
Literal question	Why do you think the frequency of interaction has decreased?			
Security	Public			
Value	Label	Cases	Weighted	Percentage (weighted)
1	Lack/Unavailability of travel money	36	25.984	10.8%
2	Unavailability of money to go to see/ to visit friends	35	36.072	14.9%
4	Travel expenses turned to be very high	9	7.559	3.1%
5	It's problematic to cross the border, as a huge sum is to be	1	1.343	0.6%
6	Closing of borders	3	2.321	1.0%
7	Lack of time, as have a lot of work to do	52	45.752	19.0%
10	We have aged / Due to the age	3	3.603	1.5%
13	Have no time	1	0.665	0.3%
14	Due to financial difficulties / Lack of money	39	39.253	16.3%
15	No relatives	3	2.544	1.1%
19	Lack of leisure time / Lack of time	4	5.465	2.3%
22	Due to the state of health I cannot	7	4.878	2.0%
24	They live far away	5	4.615	1.9%
27	Everybody attends only to his issues and problems	4	4.766	2.0%
29	Unavailability of money to meet guests	1	0.682	0.3%

File database_taj (cont.)

#67 q18p_1: (Q18 Primary, 1st). Why do you think the frequency of interaction has decreased? (cont.)

Value (cont.)	Label	Cases	Weighted	Percentage (weighted)
30	After father's death the visits reduced	1	0.868	0.4%
33	Expensive visa fee	1	0.147	0.1%
34	It has become problematic to go	1	0.624	0.3%
39	Unfavourable family situation	6	4.191	1.7%
43	We are able only to go to principal events (wedding, child's	1	0.887	0.4%
48	Living conditions have deteriorated	1	1.194	0.5%
53	All relatives are in Russia	1	0.592	0.2%
55	I look after children, so no time	2	3.455	1.4%
57	Appearance of borders	1	0.949	0.4%
59	Too many problems	1	1.564	0.6%
61	Hard life	2	3.022	1.3%
62	Wife often falls ill	1	0.877	0.4%
63	Long distance	3	2.456	1.0%
64	No opportunities	4	2.873	1.2%
65	Poor economic situation	4	4.803	2.0%
66	Lost the ties with relatives	1	1.497	0.6%
67	I don't like all that stuff	1	0.997	0.4%
68	Frequent business trips	1	0.673	0.3%
70	Relations between relatives break off	1	1.447	0.6%
99	DK/NR	25	22.805	9.4%
Sysmiss		1238	1258.576	

#68 q18p_2: (Q18 Primary, 2nd). Why do you think the frequency of interaction has decreased?

Information	[type=discrete] [format=numeric] [valid=38] [valid(weighted)=32.157] [range=1-69]			
Literal question	Why do you think the frequency of interaction has decreased?			
Security	Public			
Value	Label	Cases	Weighted	Percentage (weighted)
1	Lack/Unavailability of travel money	5	4.069	12.7%
2	Unavailability of money to go to see/ to visit friends	9	9.115	28.3%
3	Conflicts between relatives	1	0.926	2.9%
4	Travel expenses turned to be very high	3	3.536	11.0%
7	Lack of time, as have a lot of work to do	2	2.035	6.3%
10	We have aged / Due to the age	2	1.044	3.2%
14	Due to financial difficulties / Lack of money	2	0.924	2.9%
16	Lack of money for hotels	1	0.877	2.7%
23	Have small children	1	0.295	0.9%
24	They live far away	2	1.598	5.0%
33	Expensive visa fee	1	0.147	0.5%
34	It has become problematic to go	1	1.459	4.5%
48	Living conditions have deteriorated	1	0.639	2.0%

File database_taj (cont.)**#68 q18p_2: (Q18 Primary, 2nd). Why do you think the frequency of interaction has decreased?** (cont.)

Value (cont.)	Label	Cases	Weighted	Percentage (weighted)
55	I look after children, so no time	1	0.887	2.8%
63	Long distance	5	3.934	12.2%
69	Well-to-do relatives think that I came to borrow from them	1	0.673	2.1%
Sysmiss		1462	1467.843	

#69 q18p_3: (Q18 Primary, 3rd). Why do you think the frequency of interaction has decreased?

Information	[type=discrete] [format=numeric] [valid=1] [valid(weighted)=0.926] [range=1-1]			
Literal question	Why do you think the frequency of interaction has decreased?			
Security	Public			
Value	Label	Cases	Weighted	Percentage (weighted)
1	Lack/Unavailability of travel money	1	0.926	100.0%
Sysmiss		1499	1499.074	

#70 q18_1: (Q18 Secondary, 1st). Why do you think the frequency of interaction has decrease

Information	[type=discrete] [format=numeric] [valid=262] [valid(weighted)=241.424] [range=1-9]			
Literal question	Why do you think the frequency of interaction has decreased?			
Security	Public			
Value	Label	Cases	Weighted	Percentage (weighted)
1	Lack of money	134	123.557	51.2%
2	Lack of time	69	63.672	26.4%
4	Personal and family reasons (death, divorces, unavailability)	17	13.549	5.6%
5	Estrangement between relatives and friends	7	8.578	3.6%
6	Border crossing procedures - the necessity to obtain visas e	4	3.27	1.4%
7	Others	6	5.992	2.5%
9	DK/NR	25	22.805	9.4%
Sysmiss		1238	1258.576	

#71 q18_2: (Q18 Secondary, 2nd). Why do you think the frequency of interaction has decrease

Information	[type=discrete] [format=numeric] [valid=32] [valid(weighted)=26.544] [range=1-5]			
Literal question	Why do you think the frequency of interaction has decreased?			
Security	Public			
Value	Label	Cases	Weighted	Percentage (weighted)
1	Lack of money	17	15.153	57.1%
2	Lack of time	10	8.454	31.8%
4	Personal and family reasons (death, divorces, unavailability)	3	1.339	5.0%

File database_taj (cont.)**#71 q18_2: (Q18 Secondary, 2nd). Why do you think the frequency of interaction has decrease** (cont.)

Value (cont.)	Label	Cases	Weighted	Percentage (weighted)
5	Estrangement between relatives and friends	2	1.598	6.0%
Sysmiss		1468	1473.456	

#72 q18_3: (Q18 Secondary, 3rd). Why do you think the frequency of interaction has decrease

Information	[type=discrete] [format=numeric] [valid=1] [valid(weighted)=0.926] [range=1-1]			
Literal question	Why do you think the frequency of interaction has decreased?			
Security	Public			
Value	Label	Cases	Weighted	Percentage (weighted)
1	Lack of money	1	0.926	100.0%
Sysmiss		1499	1499.074	

#73 q19: (Q19). Generally speaking, do you think that most people can be trusted, or that

Information	[type=discrete] [format=numeric] [valid=1500] [valid(weighted)=1500] [range=1-9]			
Literal question	Generally speaking, do you think that most people can be trusted, or that you should be too careful in dealing with people?			
Security	Public			
Value	Label	Cases	Weighted	Percentage (weighted)
1	People can be trusted	358	358.835	23.9%
2	Should be very careful in dealing with people	991	993.094	66.2%
9	DK/NR	151	148.071	9.9%

#74 q20: (Q20). In the past 12 months did you participate in any unpaid communal activiti

Information	[type=discrete] [format=numeric] [valid=1500] [valid(weighted)=1500] [range=1-9]			
Literal question	What exactly did you do in these communal activities?			
Security	Public			
Value	Label	Cases	Weighted	Percentage (weighted)
1	Yes	336	347.028	23.1%
2	No	1075	1066.915	71.1%
9	DK/NR	89	86.058	5.7%

#75 q21p_1: (Q21 Primary, 1st). What exactly did you do in these communal activities?

Information	[type=discrete] [format=numeric] [valid=336] [valid(weighted)=347.028] [range=2-999]			
Literal question	What exactly did you do in these communal activities?			
Security	Public			
Value	Label	Cases	Weighted	Percentage (weighted)
2	Canals cleaning	40	40.065	11.5%

File database_taj (cont.)

#75 q21p_1: (Q21 Primary, 1st). What exactly did you do in these communal activities? (cont.)

Value (cont.)	Label	Cases	Weighted	Percentage (weighted)
3	Clearing away garbage	1	0.639	0.2%
4	Digging a canal	2	2.032	0.6%
5	Sweeping of streets (yard)	5	2.96	0.9%
6	Area cleaning (near the house, street)	54	59.117	17.0%
7	Roads improvement	9	10.638	3.1%
8	Trees and flowers planting	26	26.771	7.7%
9	Trees` whitening in school, in the street	2	2.431	0.7%
10	Participated in the improvement of city streets / mahallas	39	43.98	12.7%
11	Participated in collective works (hashar)	49	42.739	12.3%
12	The mosque territory cleaning	4	5.275	1.5%
14	The cemetery cleaning (arranged everything in order)	4	5.454	1.6%
15	Roads cleaning	1	0.623	0.2%
19	Kitchen gardens and gardens cleaning	1	0.51	0.1%
20	Mahalla cleanness control	1	1.188	0.3%
24	Paved a road all by ourselves (put stones, sand)	1	1.246	0.4%
26	The school construction	1	1.343	0.4%
29	Took part in mahalla`s events	3	3.344	1.0%
30	Cotton gathering free of charge	2	3.507	1.0%
34	The school cleaning and repair	8	6.336	1.8%
53	Drinkable water pipe installation	8	6.507	1.9%
58	Streets improvement	8	10.338	3.0%
74	Helped mahalla	2	2.851	0.8%
75	The village improvement within the frames of "Clean water" p	3	4.092	1.2%
76	Helped to plant potato and maze in a farm	1	0.917	0.3%
77	Collective works on pulling away weeds from irrigated lands	2	1.627	0.5%
79	Forage preparation for the village (public) cattle	2	2.045	0.6%
80	Organized a concert to raise the disabled fund	1	0.67	0.2%
81	Mahalla roads maintenance after mountain torrents	1	1.872	0.5%
82	Harvest gathering campaign in the fields	2	2.824	0.8%
83	Cable installation	1	1.044	0.3%
84	Cleaning the attached to mahalla plots of lands	1	1.661	0.5%
85	Construction of a bridge (a small one)	2	4.05	1.2%
86	After floods helped the neighbours affected by them	5	5.246	1.5%
87	Water delivery to the village	2	3.15	0.9%
88	The mosque repair	1	0.665	0.2%
89	Land plots cleaning from the weeds	1	0.624	0.2%
90	Roads maintenance	11	7.772	2.2%

File database_taj (cont.)**#75 q21p_1: (Q21 Primary, 1st). What exactly did you do in these communal activities?** (cont.)

Value (cont.)	Label	Cases	Weighted	Percentage (weighted)
91	Participated in all community events	17	17.235	5.0%
92	The bridge maintenance	2	2.685	0.8%
93	Potato planting	1	2.439	0.7%
997	The answer misses the point	4	3.186	0.9%
999	DO NOT KNOW	5	3.329	1.0%
Sysmiss		1164	1152.972	

#76 q21p_2: (Q21 Primary, 2nd). What exactly did you do in these communal activities?

Information	[type=discrete] [format=numeric] [valid=68] [valid(weighted)=60.275] [range=2-94]			
Literal question	What exactly did you do in these communal activities?			
Security	Public			
Value	Label	Cases	Weighted	Percentage (weighted)
2	Canals cleaning	11	11.413	18.9%
3	Clearing away garbage	1	0.617	1.0%
4	Digging a canal	2	1.328	2.2%
5	Sweeping of streets (yard)	1	0.818	1.4%
6	Area cleaning (near the house, street)	8	7.093	11.8%
7	Roads improvement	2	1.367	2.3%
8	Trees and flowers planting	4	4.938	8.2%
9	Trees' whitening in school, in the street	5	3.809	6.3%
10	Participated in the improvement of city streets / mahallas	2	2.522	4.2%
12	The mosque territory cleaning	2	2.588	4.3%
14	The cemetery cleaning (arranged everything in order)	3	1.61	2.7%
15	Roads cleaning	1	0.673	1.1%
19	Kitchen gardens and gardens cleaning	1	0.946	1.6%
30	Cotton gathering free of charge	1	0.997	1.7%
34	The school cleaning and repair	4	3.569	5.9%
35	Cotton weeding	3	4.543	7.5%
48	The sports ground cleaning	1	0.665	1.1%
58	Streets improvement	2	1.331	2.2%
74	Helped mahalla	2	0.82	1.4%
78	Construction of a mosque	1	1.343	2.2%
85	Construction of a bridge (a small one)	1	0.589	1.0%
89	Land plots cleaning from the weeds	1	1.188	2.0%
90	Roads maintenance	2	1.277	2.1%
92	The bridge maintenance	6	3.904	6.5%
94	Grains sowing	1	0.328	0.5%
Sysmiss		1432	1439.725	

File database_taj (cont.)**#77 q21p_3: (Q21 Primary, 3rd). What exactly did you do in these communal activities?**

Information	[type=discrete] [format=numeric] [valid=7] [valid(weighted)=3.68] [range=2-83]			
Literal question	What exactly did you do in these communal activities?			
Security	Public			
Value	Label	Cases	Weighted	Percentage (weighted)
2	Canals cleaning	1	0.594	16.1%
7	Roads improvement	1	0.604	16.4%
10	Participated in the improvement of city streets / mahallas	3	1.813	49.3%
11	Participated in collective works (hashar)	1	0.341	9.3%
83	Cable installation	1	0.328	8.9%
Sysmiss		1493	1496.32	

#78 q21_1: (Q21 Secondary, 1st). What exactly did you do in these communal activities?

Information	[type=discrete] [format=numeric] [valid=336] [valid(weighted)=347.028] [range=1-9]			
Literal question	What exactly did you do in these communal activities?			
Security	Public			
Value	Label	Cases	Weighted	Percentage (weighted)
1	Plain works regarding the territory's cleaning	200	204.081	58.8%
2	Complex works orientated towards dwelling infrastructure im	68	71.857	20.7%
3	Works (including construction) towards social and cultural i	18	19.073	5.5%
4	Mutual assistance in farming works	13	16.156	4.7%
5	Other	32	32.532	9.4%
9	NO RESPONSE	5	3.329	1.0%
Sysmiss		1164	1152.972	

#79 q21_2: (Q21 Secondary, 2nd). What exactly did you do in these communal activities?

Information	[type=discrete] [format=numeric] [valid=38] [valid(weighted)=35.259] [range=1-5]			
Literal question	What exactly did you do in these communal activities?			
Security	Public			
Value	Label	Cases	Weighted	Percentage (weighted)
1	Plain works regarding the territory's cleaning	13	12.667	35.9%
2	Complex works orientated towards dwelling infrastructure im	8	7.211	20.5%
3	Works (including construction) towards social and cultural i	10	8.432	23.9%
4	Mutual assistance in farming works	5	6.128	17.4%
5	Other	2	0.82	2.3%
Sysmiss		1462	1464.741	

File database_taj (cont.)

#80 q21_3: (Q21 Secondary, 3rd). What exactly did you do in these communal activities?

Information	[type=discrete] [format=numeric] [valid=1] [valid(weighted)=0.328] [range=2-2]			
Literal question	What exactly did you do in these communal activities?			
Security	Public			
Value	Label	Cases	Weighted	Percentage (weighted)
2	Complex works orientated towards dwelling infrastructure im	1	0.328	100.0%
Sysmiss		1499	1499.672	

#81 q22p_1: (Q22 Primary, 1st). In your opinion, what are the three most critical issues tha

Information	[type=discrete] [format=numeric] [valid=1500] [valid(weighted)=1500] [range=1-999]			
Literal question	In your opinion, what are the three most critical issues that people in your village/city faces today?			
Security	Public			
Value	Label	Cases	Weighted	Percentage (weighted)
1	Children out of work	2	1.184	0.1%
2	Drinkable water unavailable	9	8.314	0.6%
3	We buy water/ We buy drinkable water	6	3.397	0.2%
4	Non-paved roads (dusty)	17	15.746	1.0%
5	Drinkable water unavailable	72	66.101	4.4%
6	Unemployment	163	153.616	10.2%
7	Delivered water may cause various diseases	1	0.665	0.0%
8	Difficult to obtain a plot of land to build a house	8	6.934	0.5%
9	People have no money/ lack of money	12	12.28	0.8%
13	Plots of lands are not distributed	2	2.531	0.2%
15	Frequent gas interruptions/ gas interruptions	12	12.773	0.9%
17	Expensive school manuals	1	0.665	0.0%
18	The youth unemployment	34	36.126	2.4%
19	Purification of the environment	1	0.898	0.1%
20	Poor environment	1	1.679	0.1%
21	Wages` payment delay	4	4.582	0.3%
22	Allowances and pensions payment delay	3	3.097	0.2%
23	Bad roads, pavement unavailable	9	11.499	0.8%
25	Living dwellings had been constructed without a plan	1	1.51	0.1%
26	Low spirituality of people	1	0.333	0.0%
29	Vacancies shortage	57	53.189	3.5%
30	Have to carry drinkable water from far places	2	0.82	0.1%
32	Low gas pressure / factually gas is unavailable in winter	3	3.733	0.2%
33	Drinkable water supply/shortage	34	30.999	2.1%
34	Expensiveness/ High prices	8	8.524	0.6%
35	It has become hard to educate children	2	1.543	0.1%
36	Gas shortage (low gas pressure)	17	10.197	0.7%
37	Electricity interruptions / Switching off	168	167.209	11.1%

File database_taj_(cont.)#81 q22p_1: (Q22 Primary, 1st). In your opinion, what are the three most critical issues tha_(cont.)

Value (cont.)	Label	Cases	Weighted	Percentage (weighted)
38	Unavailability of natural gas	18	15.627	1.0%
39	Drainage does not function, the cleaning of drainage system	1	0.147	0.0%
40	Unavailability of electricity/ transformer	29	22.361	1.5%
42	Rate growth of frivolous young women	2	2.479	0.2%
43	Drinkable water supply interruptions/ Cutting off	11	8.696	0.6%
44	Low pensions and allowances	11	11.277	0.8%
46	Problems in finding a well paid job	10	10.538	0.7%
47	Low wages/ insufficiency of salary	72	64.238	4.3%
48	President's mandates are not being implemented	2	1.632	0.1%
51	Low municipal services quality	1	0.522	0.0%
52	Problematic to be employed by state institutions	1	1.994	0.1%
53	People's financial standing / Material difficulties	2	1.92	0.1%
57	Municipal services high charges (water, gas, electricity)	2	3.172	0.2%
60	To restore industry	1	1.775	0.1%
65	High foodstuff prices	17	19.785	1.3%
66	Gas charges (high)	4	4.749	0.3%
67	Absence of a club, cinema, cultural leisure places	6	9.164	0.6%
69	Absence of a stadium, sports equipment	1	0.887	0.1%
70	Telephone unavailable/ telecommunications needed	1	0.948	0.1%
72	Heating unavailable	1	1.492	0.1%
75	Poor living conditions	5	3.001	0.2%
76	Absence of a tea house/canteen	1	0.599	0.0%
77	Absence of a shop	6	9.407	0.6%
79	Medical station, medical centre unavailable	9	10.513	0.7%
85	Housing issues	5	3.439	0.2%
88	Hospital's construction needed	2	1.19	0.1%
90	Public state transport for travel is needed	4	4.875	0.3%
93	Transport problem/ Difficulties with transport	11	15.472	1.0%
94	The village has no adequate schools	1	0.608	0.0%
95	Cinema is needed	2	3.892	0.3%
97	Our complaints are not attended to	1	1.275	0.1%
98	When electricity is unavailable, there is no water supply ei	1	0.946	0.1%
100	Absence of irrigation water/ Watering problem	18	16.578	1.1%
101	To construct a youth centre	2	3.66	0.2%
103	No special place for garbage disposal (in the city)	4	5.171	0.3%
107	Kindergarten issue/kindergarten unavailable	1	0.501	0.0%

File database_taj (cont.)

#81 q22p_1: (Q22 Primary, 1st). In your opinion, what are the three most critical issues tha (cont.)

Value (cont.)	Label	Cases	Weighted	Percentage (weighted)
109	Water pumps unavailable to get drinkable water	1	0.911	0.1%
110	Many men leave for Russia or other states to work due to une	6	5.182	0.3%
112	Salty, dirty poor quality drinkable water	10	8.388	0.6%
113	Women do not get due attention	3	3.694	0.2%
117	Workers of kolhoz do not receive wages	3	3.666	0.2%
120	Economy is faltering/ development of economy	6	6.949	0.5%
121	Shortage of schooling devices at school	2	0.492	0.0%
123	Low educational standards at school	8	10.532	0.7%
130	Expensive medicaments	1	0.522	0.0%
131	Many people have no private dwelling, the government does no	1	0.82	0.1%
132	Insufficient_nutrition, shortage of money even to buy bread	3	2.126	0.1%
134	High education fees	2	2.386	0.2%
135	Expensive clothes and footwear	1	0.299	0.0%
136	High public transport fares (travel fare)	2	2.044	0.1%
138	Poverty	20	22.681	1.5%
141	Corruption / bribery	1	1.664	0.1%
142	Dwelling shortage	4	9.728	0.6%
143	Dirty city, garbage places, dirty streets, village	12	16.323	1.1%
144	Absence of transport	2	2.659	0.2%
145	Absence of production (plants, factories, workshops)	2	1.852	0.1%
147	Unavailability of flour in the shop	1	0.608	0.0%
148	To broaden roads	1	0.341	0.0%
149	Economic development / economic problems	6	5.601	0.4%
152	Sharp fall down of living standards	5	4.335	0.3%
155	Wages are not paid	1	1.833	0.1%
157	Underground, house pipes drench	3	3.341	0.2%
162	Absence of a hair dresser's (barber's)	1	0.579	0.0%
166	Improvement of our town (village)	1	1.911	0.1%
168	Shortage of attached plots of lands (tamarka), lands, sowing	46	46.577	3.1%
173	Construction of a kindergarten	1	1.775	0.1%
174	School's construction	2	1.164	0.1%
175	High manuals rent at school	1	0.656	0.0%
184	Drinkable water shortage	113	112.297	7.5%
191	Pensions and allowances are given in foodstuffs and goods at	1	1.672	0.1%
192	Entry and exit policy between the countries should be eased	2	2.459	0.2%
193	High electricity charge	1	1.269	0.1%
196	Low living standards	6	7.768	0.5%

File database_taj (cont.)

#81 q22p_1: (Q22 Primary, 1st). In your opinion, what are the three most critical issues tha (cont.)

Value (cont.)	Label	Cases	Weighted	Percentage (weighted)
197	The youth has no respect / morality	1	1.343	0.1%
211	Lack of money for foodstuff	4	3.718	0.2%
214	The school is located far from the village	21	19.57	1.3%
216	Shortage of doctors and nurses	2	2.685	0.2%
236	People ceased to respect each other	1	0.633	0.0%
239	The village youth unemployment	1	0.905	0.1%
242	To maintain / repair roads	2	2.2	0.1%
243	It is dirty everywhere (in the city)	1	0.515	0.0%
249	Normal (good) jobs unavailable	2	1.359	0.1%
250	Social security	5	3.993	0.3%
252	Firewood shortage in winter	2	1.202	0.1%
253	No work for women	13	15.642	1.0%
256	Absence of TV stations	1	0.624	0.0%
259	Shortage of school manuals	3	1.832	0.1%
262	The upbringing of the youth	5	5.809	0.4%
266	Arranging children`s and youth leisure time	1	1.58	0.1%
273	Absence of a kindergarten	2	2.021	0.1%
274	High grains cost	1	0.786	0.1%
279	Problems to enter universities	1	1.678	0.1%
282	Dwelling (house) maintenance	4	4.014	0.3%
283	To arrange a wedding party (toi), to marry	1	0.333	0.0%
296	Village youth leisure time issue	2	2.331	0.2%
298	Absence of libraries	1	0.977	0.1%
299	Heating problems (diesel fuel and kerosene unavailable)	1	1.461	0.1%
300	In the village there`s no leader, who would administrate eve	2	2.958	0.2%
301	Bad financial situation of young families	2	2.046	0.1%
303	The authorities do not regard rice fields	1	2.02	0.1%
304	Poverty due to having no plot of land	1	2.071	0.1%
305	Absence of a bazaar in mahalla	3	3.892	0.3%
306	Shortage of teachers with higher education	5	3.141	0.2%
307	Shortage of schools	1	0.599	0.0%
308	Fuel unavailability	4	4.008	0.3%
310	Deteriorating condition of the cemetery	1	0.604	0.0%
311	Absence of public specially designated places for meetings	2	1.443	0.1%
312	Experienced specialists and staff unavailable	1	1.248	0.1%
313	Problem of deportation from Russia	1	0.585	0.0%
323	Border problems	1	1.265	0.1%
326	Shortage of teachers	5	5.243	0.3%
327	Flour shortage	3	2.15	0.1%
328	Border	1	0.949	0.1%
329	Teachers of Tajik language unavailable	1	0.577	0.0%
333	Absence of bus stops in mahalla	1	2.886	0.2%

File database_taj_(cont.)#81 q22p_1: (Q22 Primary, 1st). In your opinion, what are the three most critical issues tha_(cont.)

Value (cont.)	Label	Cases	Weighted	Percentage (weighted)
335	Border crossing - very problematic	1	1.265	0.1%
336	Mahalla chairman`s salary	1	0.577	0.0%
339	Mahalla lies close to the border and the future is endangere	1	0.866	0.1%
340	Girls` schooling problem	1	1.582	0.1%
341	Rights infringement of young women	1	1.732	0.1%
344	Few mills	1	0.577	0.0%
347	Low spiritual level	1	0.672	0.0%
349	Young drivers problem	1	1.564	0.1%
351	Low educational standards	1	0.682	0.0%
352	Expensive telephone communications	1	1.043	0.1%
355	Elderly people`s recreational places unavailable	1	0.732	0.0%
356	Illiteracy	2	1.221	0.1%
357	Families with many children	1	0.488	0.0%
358	Telecommunications issue	1	1.261	0.1%
363	Water shortage	2	3.076	0.2%
365	Disrespect towards the Senior	1	1.738	0.1%
367	Low teaching standards in universities	1	2.495	0.2%
370	Firewood shortage for winter	1	0.946	0.1%
371	The State does not support the youth	1	1.167	0.1%
372	Children do not attend school	1	0.63	0.0%
374	Fuel shortage for winter	5	6.396	0.4%
375	No school	3	2.726	0.2%
376	No social support to pensioners and the disabled	1	0.946	0.1%
377	Remoteness of the village from the centre	1	1.261	0.1%
379	Arrangement of children`s vaccinations	1	0.63	0.0%
380	Sowing lands shortage	2	1.891	0.1%
382	Subterranean waters soak into houses	1	0.617	0.0%
384	Salty soil, poor soil	3	1.906	0.1%
389	Family is falling apart	3	4.335	0.3%
390	Mutual respect is getting lost	1	0.333	0.0%
392	To reduce sowing lands area	1	0.682	0.0%
394	Kindergartens do not function	1	0.786	0.1%
395	Roofs maintenance	1	1.005	0.1%
398	The youth has low knowledge level	1	1.576	0.1%
401	Mosques are not repaired	1	0.936	0.1%
404	Poor bridge condition	1	1.248	0.1%
406	Absence of computer teaching centres	1	1.56	0.1%
407	Absence of a TV station	2	3.119	0.2%
413	Rural women`s standing	2	1.918	0.1%
414	Village pipelines damaged	2	1.959	0.1%
415	No permanent employment	13	13.888	0.9%
418	Children`s s health	1	0.32	0.0%

File database_taj (cont.)

#81 q22p_1: (Q22 Primary, 1st). In your opinion, what are the three most critical issues tha (cont.)

Value (cont.)	Label	Cases	Weighted	Percentage (weighted)
422	Indecent behaviour	1	0.32	0.0%
424	The youth low cultural level	2	1.997	0.1%
426	WC unavailable	2	0.221	0.0%
429	Timely payment for electricity and gas	2	2.537	0.2%
431	Young people avoid of being enlisted into the Army	2	1.275	0.1%
432	Marriage of underage girls	1	0.637	0.0%
435	Absence of parental attention towards children	1	0.522	0.0%
436	New comers do not know how to behave in the city (uncultured	1	1.044	0.1%
437	Arable lands exhaust	5	2.777	0.2%
439	River floods the village	9	8.64	0.6%
440	Land distribution	3	3.363	0.2%
444	High prices for everything	2	2.081	0.1%
446	Houses in a wrecked condition	1	0.623	0.0%
449	Mahalla improvement	1	1.83	0.1%
450	There's no mutual understanding between people	1	0.632	0.0%
455	Deficit of contacts	1	1.03	0.1%
457	Unfavourable business conditions	1	2.326	0.2%
459	Life has become dangerous	1	1.03	0.1%
462	Water distribution among bordering states	1	0.665	0.0%
463	Territorial issue with neighbouring republics (with Kyrgyzs	2	1.331	0.1%
469	In villages they do not receive wages	1	1.83	0.1%
471	Absence of a bridge	13	13.245	0.9%
474	Roads are destroyed by mountain torrents	3	2.088	0.1%
482	Low social assistance level to families with many children	2	1.167	0.1%
484	Low assistance level to insufficiently provided families	1	1.167	0.1%
487	Due to non-payment they cut off gas supply	1	0.952	0.1%
997	No problems	1	1.672	0.1%
998	NO RESPONSE	7	9.634	0.6%
999	DO NOT KNOW	49	62.341	4.2%

#82 q22p_2: (Q22 Primary, 2nd). In your opinion, what are the three most critical issues tha

Information	[type=discrete] [format=numeric] [valid=1400] [valid(weighted)=1366.225] [range=2-488]			
Literal question	In your opinion, what are the three most critical issues that people in your village/city faces today?			
Security	Public			
Value	Label	Cases	Weighted	Percentage (weighted)
2	Drinkable water unavailable	12	12.687	0.9%
3	We buy water/ We buy drinkable water	1	0.442	0.0%

File database_taj (cont.)

#82 q22p_2: (Q22 Primary, 2nd). In your opinion, what are the three most critical issues tha (cont.)

Value (cont.)	Label	Cases	Weighted	Percentage (weighted)
4	Non-paved roads (dusty)	21	23.121	1.7%
5	Drinkable water unavailable	45	37.129	2.7%
6	Unemployment	76	74.359	5.4%
8	Difficult to obtain a plot of land to build a house	4	4.764	0.3%
9	People have no money/ lack of money	13	14.251	1.0%
10	Augmentation of municipal services charges	3	3.546	0.3%
11	Absence of sports sections, equipment	2	1.31	0.1%
13	Plots of lands are not distributed	2	1.99	0.1%
15	Frequent gas interruptions/ gas interruptions	26	30.222	2.2%
16	Wages are paid not timely (are not paid)	3	2.552	0.2%
17	Expensive school manuals	3	2.757	0.2%
18	The youth unemployment	16	16.523	1.2%
19	Purification of the environment	1	1.564	0.1%
20	Poor environment	6	6.537	0.5%
21	Wages` payment delay	5	5.817	0.4%
22	Allowances and pensions payment delay	1	0.665	0.0%
23	Bad roads, pavement unavailable	7	9.198	0.7%
29	Vacancies shortage	29	24.955	1.8%
30	Have to carry drinkable water from far places	1	0.341	0.0%
31	In the evenings it is dark in the streets/ To conduct electr	1	1.491	0.1%
32	Low gas pressure / factually gas is unavailable in winter	2	1.262	0.1%
33	Drinkable water supply/shortage	20	20.03	1.5%
34	Expensiveness/ High prices	19	20.023	1.5%
35	It has become hard to educate children	2	1.052	0.1%
36	Gas shortage (low gas pressure)	16	8.536	0.6%
37	Electricity interruptions / Switching off	209	203.551	14.9%
38	Unavailability of natural gas	25	32.035	2.3%
40	Unavailability of electricity/ transformer	22	15.914	1.2%
41	Inflation/ prices rise	1	0.585	0.0%
42	Rate growth of frivolous young women	2	2.951	0.2%
43	Drinkable water supply interruptions/ Cutting off	6	5.651	0.4%
44	Low pensions and allowances	12	10.86	0.8%
46	Problems in finding a well paid job	1	0.596	0.0%
47	Low wages/ insufficiency of salary	88	73.114	5.4%
51	Low municipal services quality	4	3.418	0.3%
52	Problematic to be employed by state institutions	1	1.661	0.1%
53	People`s financial standing / Material difficulties	4	3.53	0.3%
54	Lots of drugs addicts emerged/ Drugs addiction augmentation/	1	0.585	0.0%
56	Municipal services unavailable	2	2.117	0.2%

File database_taj_(cont.)#82 q22p_2: (Q22 Primary, 2nd). In your opinion, what are the three most critical issues tha_(cont.)

Value (cont.)	Label	Cases	Weighted	Percentage (weighted)
57	Municipal services high charges (water, gas, electricity)	3	3.661	0.3%
60	To restore industry	1	0.592	0.0%
62	There's no intimacy, kindness and close contacts between peo	3	2.81	0.2%
64	Unavailability of hot water	1	1.043	0.1%
65	High foodstuff prices	20	22.586	1.7%
66	Gas charges (high)	7	7.717	0.6%
67	Absence of a club, cinema, cultural leisure places	3	4.491	0.3%
70	Telephone unavailable/ telecommunications needed	4	2.516	0.2%
72	Heating unavailable	3	2.589	0.2%
75	Poor living conditions	2	1.943	0.1%
76	Absence of a tea house/canteen	2	1.39	0.1%
77	Absence of a shop	14	13.187	1.0%
78	Clearing of garbage containers/ garbage is not taken away	1	1.448	0.1%
79	Medical station, medical centre unavailable	16	17.751	1.3%
82	Paid health services (medicine)	1	0.221	0.0%
83	Local authorities do not regard the elderly	1	0.292	0.0%
85	Housing issues	4	4.929	0.4%
86	Low medical services standards	3	4.433	0.3%
89	Pharmacy unavailable	2	1.182	0.1%
90	Public state transport for travel is needed	4	4.283	0.3%
93	Transport problem/ Difficulties with transport	24	24.463	1.8%
94	The village has no adequate schools	2	1.147	0.1%
95	Cinema is needed	1	0.977	0.1%
99	The school is in a deteriorating condition, it should be mai	6	4.793	0.4%
100	Absence of irrigation water/ Watering problem	19	14.361	1.1%
101	To construct a youth centre	2	2.197	0.2%
102	Problematic to get employed / find a job	1	0.898	0.1%
103	No special place for garbage disposal (in the city)	8	6.957	0.5%
104	The kindergarten is situated far off	1	0.883	0.1%
107	Kindergarten issue/kindergarten unavailable	6	6.333	0.5%
109	Water pumps unavailable to get drinkable water	1	0.608	0.0%
110	Many men leave for Russia or other states to work due to une	4	3.667	0.3%
112	Salty, dirty poor quality drinkable water	7	7.674	0.6%
113	Women do not get due attention	4	4.588	0.3%
115	Livestock pastures shortage	3	3.119	0.2%
116	The youth cannot study due to lack of money	2	1.52	0.1%
117	Workers of kolhoz do not receive wages	1	1.375	0.1%

File database_taj_(cont.)#82 q22p_2: (Q22 Primary, 2nd). In your opinion, what are the three most critical issues tha_(cont.)

Value (cont.)	Label	Cases	Weighted	Percentage (weighted)
118	Absence of transport (bus, taxi) to get the region's centre	3	1.475	0.1%
120	Economy is faltering/ development of economy	8	7.251	0.5%
121	Shortage of schooling devices at school	1	0.328	0.0%
123	Low educational standards at school	11	13.698	1.0%
125	No opportunity to marry (no job - no money)	1	0.333	0.0%
127	Hospital's maintenance	1	1.331	0.1%
128	In a local shop all stuff is more expensive (in the village)	1	0.369	0.0%
129	People have become aggressive (they think only about themselves)	1	0.522	0.0%
131	Many people have no private dwelling, the government does no	5	3.645	0.3%
132	Insufficient nutrition, shortage of money even to buy bread	16	17.505	1.3%
133	Unavailability of money for one's own house construction	2	3.644	0.3%
134	High education fees	3	3.56	0.3%
135	Expensive clothes and footwear	1	0.998	0.1%
136	High public transport fares (travel fare)	4	3.529	0.3%
138	Poverty	21	22.404	1.6%
142	Dwelling shortage	1	0.164	0.0%
143	Dirty city, garbage places, dirty streets, village	12	12.232	0.9%
144	Absence of transport	4	4.567	0.3%
145	Absence of production (plants, factories, workshops)	3	4.064	0.3%
146	Cash problem (cash money)	1	0.599	0.0%
147	Unavailability of flour in the shop	2	0.911	0.1%
149	Economic development / economic problems	3	2.994	0.2%
150	Land saltiness prevention	1	2.16	0.2%
152	Sharp fall down of living standards	1	0.597	0.0%
154	Many young people leave for Russia (other countries) due to	3	3.972	0.3%
160	Bad upbringing of children	2	1.522	0.1%
168	Shortage of attached plots of lands (tamarka), lands, sowing	42	39.405	2.9%
172	Financial assistance is needed, but mahalla has no money for	1	1.375	0.1%
178	High taxes	2	2.162	0.2%
184	Drinkable water shortage	28	27.027	2.0%
196	Low living standards	5	6.113	0.4%
197	The youth has no respect / morality	4	3.107	0.2%
207	The road to a garbage container is not surfaced	1	0.594	0.0%
211	Lack of money for foodstuff	4	3.353	0.2%
214	The school is located far from the village	9	7.265	0.5%

File database_taj (cont.)

#82 q22p_2: (Q22 Primary, 2nd). In your opinion, what are the three most critical issues tha (cont.)

Value (cont.)	Label	Cases	Weighted	Percentage (weighted)
216	Shortage of doctors and nurses	2	2.359	0.2%
217	Many children cannot attend school due to lack of money to b	1	0.656	0.0%
222	Lack of plants and shrubs, no measures for improvement	1	0.515	0.0%
226	Rude and improperly reared youth (bad behavior)	3	2.128	0.2%
236	People ceased to respect each other	1	1.334	0.1%
239	The village youth unemployment	1	1.265	0.1%
241	People turned to treat each other colder	1	0.672	0.0%
242	To maintain / repair roads	12	14.654	1.1%
243	It is dirty everywhere (in the city)	1	0.515	0.0%
245	People are ignorant about laws and about their rights	1	0.592	0.0%
247	Daily patient department (rural), medical station/ medical c	1	1.183	0.1%
248	Public transport unavailable, only minibuses	1	0.499	0.0%
250	Social security	10	6.852	0.5%
251	Culture lags behind	1	0.998	0.1%
252	Firewood shortage in winter	6	6.445	0.5%
253	No work for women	3	2.475	0.2%
254	No work for men	2	1.925	0.1%
256	Absence of TV stations	1	0.624	0.0%
259	Shortage of school manuals	4	2.469	0.2%
262	The upbringing of the youth	2	1.679	0.1%
266	Arranging children`s and youth leisure time	1	1.044	0.1%
273	Absence of a kindergarten	4	5.985	0.4%
274	High grains cost	2	0.799	0.1%
277	Discontent with public health services	2	1.721	0.1%
279	Problems to enter universities	1	1.497	0.1%
282	Dwelling (house) maintenance	3	2.734	0.2%
290	Home roofs get soaked	2	2.117	0.2%
296	Village youth leisure time issue	1	0.943	0.1%
297	Out of work in winter	2	1.188	0.1%
298	Absence of libraries	4	4.823	0.4%
306	Shortage of teachers with higher education	4	2.916	0.2%
307	Shortage of schools	3	3.746	0.3%
308	Fuel unavailability	10	9.897	0.7%
310	Deteriorating condition of the cemetery	2	0.891	0.1%
312	Experienced specialists and staff unavailable	3	2.097	0.2%
314	Psychological condition of the youth should be paid attentio	1	1.461	0.1%
316	After graduation from universities cannot find jobs	2	2.085	0.2%
317	Border zone problems	2	2.847	0.2%
319	Apartments` rebuilding in multistoried blocks	1	1.564	0.1%

File database_taj_(cont.)#82 q22p_2: (Q22 Primary, 2nd). In your opinion, what are the three most critical issues tha_(cont.)

Value (cont.)	Label	Cases	Weighted	Percentage (weighted)
	of houses			
320	Do not know any handicrafts	1	1.754	0.1%
321	In some locations there's no drinkable water	1	0.458	0.0%
322	Relations between the mahalla inhabitants	2	2.352	0.2%
323	Border problems	3	3.796	0.3%
325	People are less attended to	1	0.577	0.0%
326	Shortage of teachers	7	11.539	0.8%
327	Flour shortage	2	0.82	0.1%
329	Teachers of Tajik language unavailable	1	2.886	0.2%
330	Population does not regard rice fields	1	0.577	0.0%
332	The young have no regard to the senior in public transport	1	2.085	0.2%
334	Inattention of the youth to collective works	1	2.807	0.2%
337	Telecommunications unavailable	1	2.309	0.2%
342	Dirty canals	1	1.732	0.1%
343	Water pipelines shortage	1	0.936	0.1%
345	In new locations water pipelines are unavailable	1	2.02	0.1%
347	Low spiritual level	2	2.201	0.2%
348	Only elementary schools	1	0.887	0.1%
350	Homeless children and beggars	2	1.638	0.1%
351	Low educational standards	1	0.521	0.0%
352	Expensive telephone communications	1	1.043	0.1%
353	Migration	2	1.704	0.1%
356	Illiteracy	3	1.914	0.1%
358	Telecommunications issue	1	0.488	0.0%
360	Absence of freedom of speech in Tajikistan	1	1.043	0.1%
361	Land tax non-payment	1	0.579	0.0%
365	Disrespect towards the Senior	2	0.998	0.1%
366	Growth of population and shortage of attached plots of lands	1	1.738	0.1%
368	Problem of university education	1	0.673	0.0%
369	Lack of control by mahalla committees	1	0.579	0.0%
370	Firewood shortage for winter	2	2.522	0.2%
373	Difficult to get to Hujand	2	1.227	0.1%
374	Fuel shortage for winter	24	25.852	1.9%
375	No school	1	0.604	0.0%
376	No social support to pensioners and the disabled	2	3.57	0.3%
378	Children attend school irregularly	1	0.63	0.0%
380	Sowing lands shortage	1	1.261	0.1%
381	Diseases of able people	1	0.608	0.0%
382	Subterranean waters soak into houses	5	5.917	0.4%
383	Medicaments shortage	1	0.599	0.0%
385	Low cotton prices	3	1.851	0.1%

File database_taj_(cont.)#82 q22p_2: (Q22 Primary, 2nd). In your opinion, what are the three most critical issues tha_(cont.)

Value (cont.)	Label	Cases	Weighted	Percentage (weighted)
386	Protectionism	2	1.296	0.1%
387	Condition of schools	1	1.343	0.1%
389	Family is falling apart	8	5.087	0.4%
391	Difficulties to obtain an international passport	2	2.334	0.2%
393	Grains shortage	4	2.576	0.2%
394	Kindergartens do not function	1	0.472	0.0%
396	Unavailability of good specialists in a rural location	1	1.576	0.1%
399	Preventive measures against natural cataclysms (mountain to	1	1.492	0.1%
401	Mosques are not repaired	2	3.431	0.3%
403	Damaged electric shafts	1	2.495	0.2%
404	Poor bridge condition	1	1.872	0.1%
407	Absence of a TV station	1	3.743	0.3%
409	The authorities do not attend to cleanness	1	2.183	0.2%
410	After natural cataclysms people have not taken serious steps	1	1.872	0.1%
413	Rural women`s standing	1	0.639	0.0%
415	No permanent employment	6	6.148	0.4%
417	Women`s health	1	0.32	0.0%
419	The problem of future children	2	1.662	0.1%
420	Riots near the central market "Paishanba"	1	1.329	0.1%
424	The youth low cultural level	3	2.707	0.2%
426	WC unavailable	1	0.369	0.0%
430	Private land ownership	1	0.998	0.1%
433	Filial ingratitude towards parents (disrespect)	3	1.609	0.1%
434	Migration from the country to Russia	2	1.668	0.1%
437	Arable lands exhaust	11	8.023	0.6%
439	River floods the village	4	2.16	0.2%
440	Land distribution	1	0.673	0.0%
443	Children`s bad upbringing	2	2.513	0.2%
445	Dirty blocks of houses` entrances	1	1.03	0.1%
447	Unavailability of money	1	1.03	0.1%
451	Forage problems	1	0.948	0.1%
453	Rude manners of internal affaires staff	1	1.546	0.1%
455	Deficit of contacts	1	0.333	0.0%
456	Forced migration	1	0.639	0.0%
458	Nationalism	1	1.03	0.1%
460	Cutting off trees	1	1.546	0.1%
461	Realization of the grown harvest in other locations	2	0.998	0.1%
462	Water distribution among bordering states	1	0.665	0.0%
464	High university entrance payment	1	0.936	0.1%
465	Shortage of cotton gathering machinery	1	0.624	0.0%
466	At schools pupils do not learn languages	1	1.459	0.1%

File database_taj (cont.)

#82 q22p_2: (Q22 Primary, 2nd). In your opinion, what are the three most critical issues tha (cont.)

Value (cont.)	Label	Cases	Weighted	Percentage (weighted)
467	Lack of properly brought up people	1	1.248	0.1%
470	Tajik labour migrants abroad have no rights	1	0.673	0.0%
471	Absence of a bridge	3	3.532	0.3%
473	Deteriorating state of the bridge	1	0.597	0.0%
474	Roads are destroyed by mountain torrents	3	3.879	0.3%
475	Barren lands	2	2.018	0.1%
480	Everywhere they get employed only via acquaintances/by prote	1	1.257	0.1%
482	Low social assistance level to families with many children	1	1.751	0.1%
484	Low assistance level to insufficiently provided families	1	0.875	0.1%
487	Due to non-payment they cut off gas supply	2	2.537	0.2%
488	Huge expenditures for wedding parties and other events	1	1.903	0.1%
Sysmiss		100	133.775	

#83 q22p_3: (Q22 Primary, 3rd). In your opinion, what are the three most critical issues tha

Information	[type=discrete] [format=numeric] [valid=1155] [valid(weighted)=1117.636] [range=2-486]			
Literal question	In your opinion, what are the three most critical issues that people in your village/city faces today?			
Security	Public			
Value	Label	Cases	Weighted	Percentage (weighted)
2	Drinkable water unavailable	13	14.895	1.3%
3	We buy water/ We buy drinkable water	2	2.131	0.2%
4	Non-paved roads (dusty)	24	24.432	2.2%
5	Drinkable water unavailable	24	20.069	1.8%
6	Unemployment	80	69.359	6.2%
7	Delivered water may cause various diseases	1	0.946	0.1%
8	Difficult to obtain a plot of land to build a house	2	2.544	0.2%
9	People have no money/ lack of money	4	2.476	0.2%
10	Augmentation of municipal services charges	2	2.237	0.2%
12	Prevention of alcoholism	1	0.67	0.1%
13	Plots of lands are not distributed	1	2.291	0.2%
15	Frequent gas interruptions/ gas interruptions	18	18.946	1.7%
18	The youth unemployment	10	10.529	0.9%
20	Poor environment	5	4.407	0.4%
21	Wages` payment delay	5	2.474	0.2%
22	Allowances and pensions payment delay	1	0.666	0.1%
23	Bad roads, pavement unavailable	5	5.399	0.5%
24	Children are taken away to gather cotton harvest (agricultur	1	1.248	0.1%
29	Vacancies shortage	19	20.575	1.8%
33	Drinkable water supply/shortage	17	17.839	1.6%

File database_taj_(cont.)#83 q22p_3: (Q22 Primary, 3rd). In your opinion, what are the three most critical issues tha_(cont.)

Value (cont.)	Label	Cases	Weighted	Percentage (weighted)
34	Expensiveness/ High prices	18	16.332	1.5%
36	Gas shortage (low gas pressure)	11	9.905	0.9%
37	Electricity interruptions / Switching off	125	124.456	11.1%
38	Unavailability of natural gas	14	11.901	1.1%
40	Unavailability of electricity/ transformer	19	21.879	2.0%
41	Inflation/ prices rise	1	1.002	0.1%
42	Rate growth of frivolous young women	1	0.637	0.1%
43	Drinkable water supply interruptions/ Cutting off	7	6.845	0.6%
44	Low pensions and allowances	8	6.953	0.6%
46	Problems in finding a well paid job	5	3.392	0.3%
47	Low wages/ insufficiency of salary	57	55.74	5.0%
48	President`s mandates are not being implemented	2	3.993	0.4%
49	Children`s allowances and pensions are received not in money	1	0.335	0.0%
51	Low municipal services quality	4	2.904	0.3%
53	People`s financial standing / Material difficulties	2	1.548	0.1%
54	Lots of drugs addicts emerged/ Drugs addiction augmentation/	1	1.461	0.1%
56	Municipal services unavailable	2	1.508	0.1%
57	Municipal services high charges (water, gas, electricity)	6	6.283	0.6%
60	To restore industry	4	4.437	0.4%
62	There`s no intimacy, kindness and close contacts between peo	3	2.332	0.2%
63	Irresponsibly of people	1	1.044	0.1%
64	Unavailability of hot water	1	1.564	0.1%
65	High foodstuff prices	27	23.319	2.1%
66	Gas charges (high)	3	2.407	0.2%
67	Absence of a club, cinema, cultural leisure places	2	1.531	0.1%
70	Telephone unavailable/ telecommunications needed	8	9.621	0.9%
72	Heating unavailable	2	0.998	0.1%
75	Poor living conditions	3	2.998	0.3%
77	Absence of a shop	11	9.227	0.8%
78	Clearing of garbage containers/ garbage is not taken away	1	0.501	0.0%
79	Medical station, medical centre unavailable	16	15.533	1.4%
85	Housing issues	4	3.48	0.3%
86	Low medical services standards	15	10.884	1.0%
88	Hospital`s construction needed	7	6.708	0.6%
89	Pharmacy unavailable	3	1.264	0.1%
90	Public state transport for travel is needed	2	3.084	0.3%
93	Transport problem/ Difficulties with transport	27	24.919	2.2%

File database_taj_(cont.)#83 q22p_3: (Q22 Primary, 3rd). In your opinion, what are the three most critical issues tha_(cont.)

Value (cont.)	Label	Cases	Weighted	Percentage (weighted)
95	Cinema is needed	3	2.764	0.2%
100	Absence of irrigation water/ Watering problem	9	10.123	0.9%
102	Problematic to get employed / find a job	2	1.273	0.1%
103	No special place for garbage disposal (in the city)	10	17.531	1.6%
107	Kindergarten issue/kindergarten unavailable	1	0.501	0.0%
110	Many men leave for Russia or other states to work due to une	2	1.688	0.2%
112	Salty, dirty poor quality drinkable water	2	1.283	0.1%
114	Bribery among leaders	1	1.043	0.1%
118	Absence of transport (bus, taxi) to get the region`s centre	1	0.895	0.1%
119	Capital overhaul of multistoried blocks of houses	1	0.624	0.1%
120	Economy is faltering/ development of economy	3	2.208	0.2%
123	Low educational standards at school	8	7.621	0.7%
125	No opportunity to marry (no job - no money)	1	1.663	0.1%
130	Expensive medicaments	1	1.044	0.1%
132	Insufficient nutrition, shortage of money even to buy bread	5	4.927	0.4%
133	Unavailability of money for one`s own house construction	5	5.063	0.5%
134	High education fees	3	2.056	0.2%
136	High public transport fares (travel fare)	3	1.523	0.1%
138	Poverty	19	18.356	1.6%
141	Corruption / bribery	3	2.64	0.2%
143	Dirty city, garbage places, dirty streets, village	4	3.541	0.3%
144	Absence of transport	4	3.997	0.4%
145	Absence of production (plants, factories, workshops)	2	3.277	0.3%
146	Cash problem (cash money)	1	0.898	0.1%
149	Economic development / economic problems	2	2.046	0.2%
150	Land saltiness prevention	2	0.926	0.1%
152	Sharp fall down of living standards	2	1.183	0.1%
153	Foodstuff prices growth	1	0.946	0.1%
154	Many young people leave for Russia (other countries) due to	1	1.193	0.1%
158	Pensioners (the elderly) are not regarded	1	0.912	0.1%
160	Bad upbringing of children	1	0.917	0.1%
166	Improvement of our town (village)	1	0.956	0.1%
168	Shortage of attached plots of lands (tamarka), lands, sowing	31	33.829	3.0%
174	School`s construction	1	1.775	0.2%
177	Stationaries should be distributed to pupils free of charge	1	0.67	0.1%

File database_taj (cont.)

#83 q22p_3: (Q22 Primary, 3rd). In your opinion, what are the three most critical issues tha (cont.)

Value (cont.)	Label	Cases	Weighted	Percentage (weighted)
178	High taxes	3	2.49	0.2%
182	No playing ground near the house	1	0.515	0.0%
184	Drinkable water shortage	33	37.96	3.4%
193	High electricity charge	2	3.01	0.3%
196	Low living standards	5	4.783	0.4%
197	The youth has no respect / morality	1	0.667	0.1%
198	Impossible to find a job according to one`s specialty (educa	1	0.912	0.1%
205	Machinery equipment in farming	2	2.213	0.2%
211	Lack of money for foodstuff	2	3.272	0.3%
214	The school is located far from the village	11	5.096	0.5%
216	Shortage of doctors and nurses	2	2.423	0.2%
228	Measures against drugs dealers	1	1.169	0.1%
236	People ceased to respect each other	2	1.257	0.1%
239	The village youth unemployment	2	2.437	0.2%
241	People turned to treat each other colder	1	1.497	0.1%
242	To maintain / repair roads	9	11.209	1.0%
245	People are ignorant about laws and about their rights	1	0.585	0.1%
246	Absence of population`s social security	1	1.479	0.1%
247	Daily patient department (rural), medical station/ medical c	2	1.208	0.1%
250	Social security	22	21.273	1.9%
252	Firewood shortage in winter	3	2.674	0.2%
266	Arranging children`s and youth leisure time	1	0.948	0.1%
273	Absence of a kindergarten	6	4.632	0.4%
274	High grains cost	3	1.82	0.2%
279	Problems to enter universities	1	0.905	0.1%
284	Construction of one`s own house	1	0.239	0.0%
289	Wretched education	1	1.375	0.1%
290	Home roofs get soaked	4	3.506	0.3%
295	Social problems	2	0.969	0.1%
296	Village youth leisure time issue	1	1.709	0.2%
297	Out of work in winter	1	0.585	0.1%
298	Absence of libraries	4	3.803	0.3%
300	In the village there`s no leader, who would administrate eve	1	1.183	0.1%
301	Bad financial situation of young families	2	2.63	0.2%
302	Important changes should be brought about in mahalla events	1	2.02	0.2%
303	The authorities do not regard rice fields	3	3.464	0.3%
305	Absence of a bazaar in mahalla	2	1.345	0.1%
306	Shortage of teachers with higher education	2	4.55	0.4%
307	Shortage of schools	7	5.144	0.5%
308	Fuel unavailability	30	29.559	2.6%

File database_taj_(cont.)#83 q22p_3: (Q22 Primary, 3rd). In your opinion, what are the three most critical issues tha_(cont.)

Value (cont.)	Label	Cases	Weighted	Percentage (weighted)
309	USD/EURO rate growth	1	1.169	0.1%
310	Deteriorating condition of the cemetery	2	2.309	0.2%
311	Absence of public specially designated places for meetings	1	0.936	0.1%
312	Experienced specialists and staff unavailable	5	4.965	0.4%
314	Psychological condition of the youth should be paid attentio	1	0.333	0.0%
315	Children`s kidnapping panic	1	1.461	0.1%
318	Unavailability of newspapers and journals	2	1.627	0.1%
321	In some locations there`s no drinkable water	1	1.582	0.1%
324	People give warning not to sow rice	1	0.577	0.1%
326	Shortage of teachers	11	8.454	0.8%
327	Flour shortage	1	0.164	0.0%
331	Dampness, preventives measures against the river floods are	1	0.577	0.1%
333	Absence of bus stops in mahalla	1	1.564	0.1%
334	Inattention of the youth to collective works	1	2.886	0.3%
338	Diseases growth owing to rice fields	1	1.732	0.2%
339	Mahalla lies close to the border and the future is endangere	1	0.577	0.1%
343	Water pipelines shortage	1	1.732	0.2%
346	Difficulties emerged to contact the bordering mahallas	1	0.866	0.1%
347	Low spiritual level	1	0.672	0.1%
348	Only elementary schools	1	0.887	0.1%
351	Low educational standards	1	1.278	0.1%
353	Migration	2	2.045	0.2%
354	Low literacy level	1	1.043	0.1%
356	Illiteracy	3	2.258	0.2%
358	Telecommunications issue	1	0.488	0.0%
359	Weak work of journalists	1	1.043	0.1%
362	To accustom the youth to Muslim behaviour	1	0.579	0.1%
364	Insufficient size of a plot of land	1	1.448	0.1%
368	Problem of university education	1	1.497	0.1%
370	Firewood shortage for winter	2	2.502	0.2%
371	The State does not support the youth	1	0.63	0.1%
374	Fuel shortage for winter	34	31.298	2.8%
375	No school	3	2.803	0.3%
376	No social support to pensioners and the disabled	1	0.63	0.1%
379	Arrangement of children`s vaccinations	2	2.041	0.2%
380	Sowing lands shortage	1	1.276	0.1%
382	Subterranean waters soak into houses	9	8.427	0.8%
384	Salty soil, poor soil	1	0.617	0.1%
385	Low cotton prices	2	0.931	0.1%
386	Protectionism	2	1.963	0.2%

File database_taj_(cont.)#83 q22p_3: (Q22 Primary, 3rd). In your opinion, what are the three most critical issues tha_(cont.)

Value (cont.)	Label	Cases	Weighted	Percentage (weighted)
388	Migration to Russia, life is getting hard	3	3.277	0.3%
389	Family is falling apart	6	3.496	0.3%
391	Difficulties to obtain an international passport	2	2.334	0.2%
393	Grains shortage	1	0.472	0.0%
397	The youth leaves villages	1	1.576	0.1%
399	Preventive measures against natural cataclysms (mountain to	1	1.872	0.2%
400	Mass media non existent	2	3.431	0.3%
401	Mosques are not repaired	1	0.624	0.1%
402	Absence of theatrical performances	1	1.248	0.1%
405	Absence of kolhoz gardens	1	1.56	0.1%
408	Water pipelines unavailable	2	2.495	0.2%
409	The authorities do not attend to cleanness	1	0.579	0.1%
410	After natural cataclysms people have not taken serious steps	1	2.018	0.2%
411	Nobody minds if drinkable water is pure or not	1	1.872	0.2%
412	Poor library`s functioning	1	0.943	0.1%
415	No permanent employment	3	2.688	0.2%
416	Agricultural specialists shortage	2	0.914	0.1%
421	Commercial sex	1	1.278	0.1%
423	Public health care system`s actual standing	1	0.32	0.0%
424	The youth low cultural level	4	3.294	0.3%
427	Remote distance from the city	1	0.0737	0.0%
433	Filial ingratitude towards parents (disrespect)	1	0.314	0.0%
434	Migration from the country to Russia	1	1.886	0.2%
437	Arable lands exhaust	4	1.851	0.2%
438	Bread shortage	1	0.926	0.1%
441	Families, which do not own shops, live poorly	1	1.044	0.1%
442	Lefts lands	1	0.309	0.0%
443	Children`s bad upbringing	1	1.278	0.1%
448	To inform beforehand about mountain torrent`s coming	1	0.935	0.1%
449	Mahalla improvement	1	0.579	0.1%
452	Going to Central Asian countries	2	1.331	0.1%
454	Russian teaching schools do not develop	1	1.03	0.1%
455	Deficit of contacts	1	0.998	0.1%
466	At schools pupils do not learn languages	1	0.624	0.1%
468	Girls do not study at universities	1	0.673	0.1%
471	Absence of a bridge	2	2.649	0.2%
473	Deteriorating state of the bridge	2	2.088	0.2%
474	Roads are destroyed by mountain torrents	1	1.492	0.1%
476	Growth of the sick	1	0.629	0.1%
477	People migrating to Russia get lost for good	1	1.257	0.1%
478	Bad army conditions	1	0.629	0.1%

File database_taj (cont.)

#83 q22p_3: (Q22 Primary, 3rd). In your opinion, what are the three most critical issues tha (cont.)

Value (cont.)	Label	Cases	Weighted	Percentage (weighted)
480	Everywhere they get employed only via acquaintances/by prote	2	1.886	0.2%
481	Poorly people sell out their old stuff to make both ends mee	1	2.135	0.2%
482	Low social assistance level to families with many children	1	0.584	0.1%
483	Large livestock theft	1	0.579	0.1%
484	Low assistance level to insufficiently provided families	2	2.918	0.3%
485	To improve women`s knowledge about their rights	1	2.042	0.2%
486	Foodstuff shortage in winter, when roads are blocked	1	1.276	0.1%
Sysmiss		345	382.364	

#84 q22_1: (Q22 Secondary, 1st). In your opinion, what are the three most critical issues t

Information	[type=discrete] [format=numeric] [valid=1500] [valid(weighted)=1500] [range=1-99]			
Literal question	In your opinion, what are the three most critical issues that people in your village/city faces today?			
Security	Public			
Value	Label	Cases	Weighted	Percentage (weighted)
1	Electricity supply interruptions or unavailability of electr	198	190.516	12.7%
2	Fuel unavailability or shortage, interrupted supply or low g	64	57.835	3.9%
3	Low wages, pensions and allowances, delay in their payments	86	81.495	5.4%
4	Drinkable water shortage and unstable supply, its inadequate	263	245.624	16.4%
5	Discontent with the authorities, corruption	5	6.254	0.4%
6	Unemployment, unavailability or shortage of vacancies	302	293.623	19.6%
7	Moral decadence, the youth upbringing	22	23.735	1.6%
8	Crime and drugs addiction	2	2.299	0.2%
9	Poverty - high prices for food and services, housing shortag	140	146.32	9.8%
10	Inadequate ecological state of living dwellings, sanitation	53	60.125	4.0%
11	Public health services shortage or low quality	6	4.825	0.3%
12	Shortage or unavailability of public institutions (shops, sc	106	122.691	8.2%
13	Farming problems, deterioration of soil, shortage of irrigat	93	89.326	6.0%
14	Mountain torrents and floods danger, inadequate state of liv	27	24.173	1.6%
15	Insufficient national economy development and lack of busine	16	18.503	1.2%
16	Trained personnel shortage and low educational level	36	35.183	2.3%

File database_taj (cont.)

#84 q22_1: (Q22 Secondary, 1st). In your opinion, what are the three most critical issues t (cont.)

Value (cont.)	Label	Cases	Weighted	Percentage (weighted)
17	Alienation, deterioration of human relations, nationalism	9	7.968	0.5%
18	Labour migration (to Russia) and related problems - rights i	3	3.043	0.2%
19	Ignorance of rights, their insufficient protection, includin	7	7.981	0.5%
20	Other	5	4.834	0.3%
97	NO PROBLEMS	1	1.672	0.1%
98	NO RESPONSE	7	9.634	0.6%
99	HARD TO ANSWER	49	62.341	4.2%

#85 q22_2: (Q22 Secondary, 2nd). In your opinion, what are the three most critical issues t

Information	[type=discrete] [format=numeric] [valid=1383] [valid(weighted)=1348.051] [range=1-20]			
Literal question	In your opinion, what are the three most critical issues that people in your village/city faces today?			
Security	Public			
Value	Label	Cases	Weighted	Percentage (weighted)
1	Electricity supply interruptions or unavailability of electr	239	231.746	17.2%
2	Fuel unavailability or shortage, interrupted supply or low g	117	122.371	9.1%
3	Low wages, pensions and allowances, delay in their payments	102	86.404	6.4%
4	Drinkable water shortage and unstable supply, its inadequate	128	118.194	8.8%
5	Discontent with the authorities, corruption	5	3.998	0.3%
6	Unemployment, unavailability or shortage of vacancies	147	140.684	10.4%
7	Moral decadence, the youth upbringing	36	34.264	2.5%
8	Crime and drugs addiction	1	0.585	0.0%
9	Poverty - high prices for food and services, housing shortag	179	177.711	13.2%
10	Inadequate ecological state of living dwellings, sanitation	85	98.592	7.3%
11	Public health services shortage or low quality	15	14.268	1.1%
12	Shortage or unavailability of public institutions (shops, sc	100	102.226	7.6%
13	Farming problems, deterioration of soil, shortage of irrigat	90	78.18	5.8%
14	Mountain torrents and floods danger, inadequate state of liv	31	30.271	2.2%
15	Insufficient national economy development and lack of busine	17	16.42	1.2%
16	Trained personnel shortage and low educational level	50	52.235	3.9%
17	Alienation, deterioration of human relations, nationalism	18	14.672	1.1%
18	Labour migration (to Russia) and related	9	8.352	0.6%

File database_taj (cont.)

#85 q22_2: (Q22 Secondary, 2nd). In your opinion, what are the three most critical issues t (cont.)

Value (cont.)	Label	Cases	Weighted	Percentage (weighted)
	problems - rights i			
19	Ignorance of rights, their insufficient protection, includin	8	8.904	0.7%
20	Other	6	7.973	0.6%
Sysmiss		117	151.949	

#86 q22_3: (Q22 Secondary, 3rd). In your opinion, what are the three most critical issues t

Information	[type=discrete] [format=numeric] [valid=995] [valid(weighted)=955.967] [range=1-20]			
Literal question	In your opinion, what are the three most critical issues that people in your village/city faces today?			
Security	Public			
Value	Label	Cases	Weighted	Percentage (weighted)
1	Electricity supply interruptions or unavailability of electr	137	136.549	14.3%
2	Fuel unavailability or shortage, interrupted supply or low g	108	101.456	10.6%
3	Low wages, pensions and allowances, delay in their payments	58	54.741	5.7%
4	Drinkable water shortage and unstable supply, its inadequate	98	105.12	11.0%
5	Discontent with the authorities, corruption	9	12.175	1.3%
6	Unemployment, unavailability or shortage of vacancies	105	96.692	10.1%
7	Moral decadence, the youth upbringing	16	15.26	1.6%
8	Crime and drugs addiction	7	8.351	0.9%
9	Poverty - high prices for food and services, housing shortag	132	118.777	12.4%
10	Inadequate ecological state of living dwellings, sanitation	54	55.655	5.8%
11	Public health services shortage or low quality	32	25.69	2.7%
12	Shortage or unavailability of public institutions (shops, sc	88	76.671	8.0%
13	Farming problems, deterioration of soil, shortage of irrigat	54	53.612	5.6%
14	Mountain torrents and floods danger, inadequate state of liv	26	26.079	2.7%
15	Insufficient national economy development and lack of busine	11	11.969	1.3%
16	Trained personnel shortage and low educational level	35	35.292	3.7%
17	Alienation, deterioration of human relations, nationalism	12	8.995	0.9%
18	Labour migration (to Russia) and related problems - rights i	8	9.466	1.0%
19	Ignorance of rights, their insufficient protection, includin	1	0.585	0.1%
20	Other	4	2.833	0.3%
Sysmiss		505	544.033	

File database_taj (cont.)

#87 q23: (Q23). Compared to few years ago, do you feel less safe or more safe when you go

Information	[type=discrete] [format=numeric] [valid=1500] [valid(weighted)=1500] [range=1-9]			
Literal question	Compared to few years ago, do you feel less safe or more safe when you go walking about alone when it is dark?			
Security	Public			
Value	Label	Cases	Weighted	Percentage (weighted)
1	More safe	767	746.72	49.8%
2	About the same	286	311.696	20.8%
3	Less safe	371	362.858	24.2%
9	DK/NR	76	78.726	5.2%

#88 q24: (Q24). Do the local authorities (hokimiat, mahalla committee, or village council

Information	[type=discrete] [format=numeric] [valid=1500] [valid(weighted)=1500] [range=1-9]			
Literal question	Do the local authorities (hokimiat, mahalla committee, or village council) take interest in and responds to the needs of people in your city/village?			
Security	Public			
Value	Label	Cases	Weighted	Percentage (weighted)
1	Always	56	59.996	4.0%
2	Often	160	159.815	10.7%
3	Sometimes	531	542.894	36.2%
4	Rarely	343	339.746	22.6%
5	Never	341	321.951	21.5%
9	DK/NR	69	75.598	5.0%

#89 q25: (Q25). Does the national government take interest in and responds to the needs o





Information	[type=discrete] [format=numeric] [valid=1500] [valid(weighted)=1500] [range=1-9]			
Literal question	Does the national government take interest in and responds to the needs of people in your city/village?			
Security	Public			
Value	Label	Cases	Weighted	Percentage (weighted)
1	Always	31	38.057	2.5%
2	Often	95	85.932	5.7%
3	Sometimes	456	460.693	30.7%
4	Rarely	342	337.884	22.5%
5	Never	462	453.378	30.2%
9	DK/NR	114	124.055	8.3%

#90 q26: (Q26). Are unofficial leaders, people who do not work for hokimiat or mahalla co




Information	[type=discrete] [format=numeric] [valid=1500] [valid(weighted)=1500] [range=1-9]			
Literal question	Are unofficial leaders, people who do not work for hokimiat or mahalla committee, more active in your city or village than hokimiat or mahalla?			
Security	Public			

File database_taj (cont.)





















#90 q26: (Q26). Are unofficial leaders, people who do not work for hokimiat or mahalla co (cont.)

Value	Label	Cases	Weighted	Percentage (weighted)
1	Yes	71	86.72	 5.8%
2	No	433	428.131	 28.5%
3	NO SUCH LEADERS	673	660.997	 44.1%
9	DK/NK	323	324.153	 21.6%

#91 q27: (Q27). Do you or anyone in your immediate family receive any kind of subsidy fro

Information	[type=discrete] [format=numeric] [valid=1500] [valid(weighted)=1500] [range=1-9]			
Literal question	Do you or anyone in your immediate family receive any kind of subsidy from the state during the last 12 months excepting pension?			
Security	Public			
Value	Label	Cases	Weighted	Percentage (weighted)
1	Yes	215	204.647	 13.6%
2	No	1218	1218.743	 81.2%
9	DK/NR	67	76.61	 5.1%

#92 q28ap_1: (Q28A Primary, 1st). Who usually resolves disputes and conflicts within the fami

Information	[type=discrete] [format=numeric] [valid=1500] [valid(weighted)=1500] [range=1-99]			
Literal question	Who usually resolves disputes and conflicts within the family?			
Security	Public			
Value	Label	Cases	Weighted	Percentage (weighted)
1	Mahalla`s committee	243	256.891	 17.1%
2	Respected neighbours or relatives	600	565.25	 37.7%
3	Hokimiyat	23	21.06	 1.4%
4	Court	21	16.706	 1.1%
5	Police	18	8.652	 0.6%
6	I myself	88	81.143	 5.4%
7	Family members (with family)	170	180.729	 12.0%
8	Government (the state)	1	0.147	 0.0%
9	No conflicts (it does not happen)	1	1.996	 0.1%
10	Parents	15	21.603	 1.4%
11	Husband	22	20.448	 1.4%
12	We/they	162	170.081	 11.3%
13	Mother	12	12.439	 0.8%
16	Family head	19	21.108	 1.4%
18	Husband and wife	1	1.564	 0.1%
20	Father	15	25.697	 1.7%
42	Brother	2	2.867	 0.2%
45	Son	1	1.342	 0.1%
47	Seniors	8	9.281	 0.6%
98	No conflict	3	2.311	 0.2%

File database_taj (cont.)

#92 q28ap_1: (Q28A Primary, 1st). Who usually resolves disputes and conflicts within the fami (cont.)

Value (cont.)	Label	Cases	Weighted	Percentage (weighted)
99	DK/NR	75	78.683	5.2%

#93 q28ap_2: (Q28A Primary, 2nd). Who usually resolves disputes and conflicts within the fami

Information	[type=discrete] [format=numeric] [valid=73] [valid(weighted)=79.377] [range=1-47]			
Literal question	Who usually resolves disputes and conflicts within the family?			
Security	Public			
Value	Label	Cases	Weighted	Percentage (weighted)
1	Mahalla`s committee	1	1.996	2.5%
2	Respected neighbours or relatives	32	36.299	45.7%
3	Hokimiyat	19	20.521	25.9%
4	Court	5	7.48	9.4%
5	Police	3	1.633	2.1%
7	Family members (with family)	4	5.651	7.1%
11	Husband	2	1.023	1.3%
12	We/they	5	3.294	4.1%
47	Seniors	2	1.479	1.9%
Sysmiss		1427	1420.623	

#94 q28ap_3: (Q28A Primary, 3rd). Who usually resolves disputes and conflicts within the fami

Information	[type=discrete] [format=numeric] [valid=3] [valid(weighted)=3.293] [range=3-12]			
Literal question	Who usually resolves disputes and conflicts within the family?			
Security	Public			
Value	Label	Cases	Weighted	Percentage (weighted)
3	Hokimiyat	1	0.977	29.7%
8	Government (the state)	1	1.447	43.9%
12	We/they	1	0.869	26.4%
Sysmiss		1497	1496.707	

#95 q28a_1: (Q28A Secondary, 1st). Who usually resolves disputes and conflicts within the fa

Information	[type=discrete] [format=numeric] [valid=1500] [valid(weighted)=1500] [range=1-99]			
Literal question	Who usually resolves disputes and conflicts within the family?			
Security	Public			
Value	Label	Cases	Weighted	Percentage (weighted)
1	Respected neighbors or relatives	608	574.531	38.3%
2	Mahalla`s committee	243	256.891	17.1%
3	Family members (with family)	255	284.892	19.0%
4	They solve the conflict on their own	252	254.131	16.9%
6	Hokimiyat	23	21.06	1.4%

File database_taj (cont.)

#95 q28a_1: (Q28A Secondary, 1st). Who usually resolves disputes and conflicts within the fa (cont.)

Value (cont.)	Label	Cases	Weighted	Percentage (weighted)
7	Police	18	8.652	0.6%
8	Court	21	16.706	1.1%
9	Other	5	4.455	0.3%
99	DK/NR	75	78.683	5.2%

#96 q28a_2: (Q28A Secondary, 2nd). Who usually resolves disputes and conflicts within the fa

Information	[type=discrete] [format=numeric] [valid=71] [valid(weighted)=77.898] [range=1-8]			
Literal question	Who usually resolves disputes and conflicts within the family?			
Security	Public			
Value	Label	Cases	Weighted	Percentage (weighted)
1	Respected neighbors or relatives	32	36.299	46.6%
2	Mahalla`s committee	1	1.996	2.6%
3	Family members (with family)	6	6.674	8.6%
4	They solve the conflict on their own	5	3.294	4.2%
6	Hokimiyat	19	20.521	26.3%
7	Police	3	1.633	2.1%
8	Court	5	7.48	9.6%
Sysmiss		1429	1422.102	

#97 q28a_3: (Q28A Secondary, 3rd). Who usually resolves disputes and conflicts within the fa

Information	[type=discrete] [format=numeric] [valid=3] [valid(weighted)=3.293] [range=4-9]			
Literal question	Who usually resolves disputes and conflicts within the family?			
Security	Public			
Value	Label	Cases	Weighted	Percentage (weighted)
4	They solve the conflict on their own	1	0.869	26.4%
6	Hokimiyat	1	0.977	29.7%
9	Other	1	1.447	43.9%
Sysmiss		1497	1496.707	

#98 q28bp_1: (Q28B Primary, 1st). Who usually resolves disputes and conflicts between familie

Information	[type=discrete] [format=numeric] [valid=1500] [valid(weighted)=1500] [range=1-99]			
Literal question	Who usually resolves disputes and conflicts between families and neighbors?			
Security	Public			
Value	Label	Cases	Weighted	Percentage (weighted)
1	Mahalla`s committee	643	651.282	43.4%
2	Respected neighbours or relatives	396	390.203	26.0%
3	Hokimiyat	129	127.101	8.5%
4	Court	36	31.747	2.1%

File database_taj (cont.)

#98 q28bp_1: (Q28B Primary, 1st). Who usually resolves disputes and conflicts between familie (cont.)

Value (cont.)	Label	Cases	Weighted	Percentage (weighted)
5	Police	75	66.783	4.5%
6	I myself	6	4.271	0.3%
7	Family members (with family)	10	15.243	1.0%
11	Husband	1	1.044	0.1%
12	We/they	24	29.432	2.0%
13	Mother	1	0.946	0.1%
16	Family head	1	1.227	0.1%
29	Soldiers of border troops	1	1.002	0.1%
98	No conflict	2	2.087	0.1%
99	DK/NR	175	177.633	11.8%

#99 q28bp_2: (Q28B Primary, 2nd). Who usually resolves disputes and conflicts between familie

Information	[type=discrete] [format=numeric] [valid=229] [valid(weighted)=242.874] [range=1-50]			
Literal question	Who usually resolves disputes and conflicts between families and neighbors?			
Security	Public			
Value	Label	Cases	Weighted	Percentage (weighted)
1	Mahalla`s committee	2	2.15	0.9%
2	Respected neighbours or relatives	64	62.887	25.9%
3	Hokimiyat	90	107.152	44.1%
4	Court	12	15.979	6.6%
5	Police	53	45.053	18.5%
12	We/they	6	7.985	3.3%
18	Husband and wife	1	0.997	0.4%
50	Women`s committee	1	0.672	0.3%
Sysmiss		1271	1257.126	

#100 q28bp_3: (Q28B Primary, 3rd). Who usually resolves disputes and conflicts between familie

Information	[type=discrete] [format=numeric] [valid=17] [valid(weighted)=15.438] [range=3-12]			
Literal question	Who usually resolves disputes and conflicts between families and neighbors?			
Security	Public			
Value	Label	Cases	Weighted	Percentage (weighted)
3	Hokimiyat	3	2.663	17.2%
5	Police	13	12.277	79.5%
12	We/they	1	0.499	3.2%
Sysmiss		1483	1484.562	

#101 q28b_1: (Q28B Secondary, 1st). Who usually resolves disputes and conflicts between famil

Information	[type=discrete] [format=numeric] [valid=1500] [valid(weighted)=1500] [range=1-9]			
--------------------	--	--	--	--

File database_taj (cont.)**#101 q28b_1: (Q28B Secondary, 1st). Who usually resolves disputes and conflicts between famil** (cont.)

Literal question	Who usually resolves disputes and conflicts between families and neighbors?			
Security	Public			
Value	Label	Cases	Weighted	Percentage (weighted)
1	Mahalla`s committee	643	651.282	43.4%
2	Respected neighbors or relatives	396	390.203	26.0%
3	Hokimiyat	129	127.101	8.5%
4	Court	36	31.747	2.1%
5	Police	75	66.783	4.5%
6	We/they	43	52.163	3.5%
9	DK/NR	178	180.722	12.0%

#102 q28b_2: (Q28B Secondary, 2nd). Who usually resolves disputes and conflicts between famil

Information	[type=discrete] [format=numeric] [valid=228] [valid(weighted)=242.203] [range=1-6]			
Literal question	Who usually resolves disputes and conflicts between families and neighbors?			
Security	Public			
Value	Label	Cases	Weighted	Percentage (weighted)
1	Mahalla`s committee	2	2.15	0.9%
2	Respected neighbors or relatives	64	62.887	26.0%
3	Hokimiyat	90	107.152	44.2%
4	Court	12	15.979	6.6%
5	Police	53	45.053	18.6%
6	We/they	7	8.982	3.7%
Sysmiss		1272	1257.797	

#103 q28b_3: (Q28B Secondary, 3rd). Who usually resolves disputes and conflicts between famil

Information	[type=discrete] [format=numeric] [valid=17] [valid(weighted)=15.438] [range=3-6]			
Literal question	Who usually resolves disputes and conflicts between families and neighbors?			
Security	Public			
Value	Label	Cases	Weighted	Percentage (weighted)
3	Hokimiyat	3	2.663	17.2%
5	Police	13	12.277	79.5%
6	We/they	1	0.499	3.2%
Sysmiss		1483	1484.562	

#104 q28cp_1: (Q28C Primary, 1st). Who usually resolves disputes and conflicts between people

Information	[type=discrete] [format=numeric] [valid=1500] [valid(weighted)=1500] [range=1-99]			
Literal question	Who usually resolves disputes and conflicts between people living in the border rayons of neighboring countries?			
Security	Public			

File database_taj (cont.)#104 **q28cp_1: (Q28C Primary, 1st). Who usually resolves disputes and conflicts between people** (cont.)

Value	Label	Cases	Weighted	Percentage (weighted)
1	Mahalla's committee	76	69.184	4.6%
2	Respected neighbours or relatives	74	64.441	4.3%
3	Hokimiyat	527	535.214	35.7%
4	Court	168	169.306	11.3%
5	Police	148	137.119	9.1%
6	I myself	1	0.585	0.0%
8	Government (the state)	21	24.268	1.6%
9	No conflicts (it does not happen)	1	1.03	0.1%
21	State bodies	1	1.461	0.1%
24	Customs department	1	0.585	0.0%
27	Nobody	1	0.515	0.0%
29	Soldiers of border troops	3	2.63	0.2%
36	The authorities	3	1.508	0.1%
48	Responsible organization	1	1.754	0.1%
49	State security bodies	2	3.993	0.3%
51	Central power	5	7.599	0.5%
99	DK/NR	467	478.808	31.9%

#105 **q28cp_2: (Q28C Primary, 2nd). Who usually resolves disputes and conflicts between people**

Information	[type=discrete] [format=numeric] [valid=201] [valid(weighted)=220.378] [range=2-99]			
Literal question	Who usually resolves disputes and conflicts between people living in the border rayons of neighboring countries?			
Security	Public			
Value	Label	Cases	Weighted	Percentage (weighted)
2	Respected neighbours or relatives	3	3.892	1.8%
3	Hokimiyat	17	22.123	10.0%
4	Court	52	49.385	22.4%
5	Police	118	134.093	60.8%
8	Government (the state)	4	4.482	2.0%
19	President	1	0.579	0.3%
24	Customs department	2	1.754	0.8%
29	Soldiers of border troops	1	0.585	0.3%
49	State security bodies	1	0.998	0.5%
99	DK/NR	2	2.488	1.1%
Sysmiss		1299	1279.622	

#106 **q28cp_3: (Q28C Primary, 3rd). Who usually resolves disputes and conflicts between people**

Information	[type=discrete] [format=numeric] [valid=24] [valid(weighted)=19.41] [range=4-8]			
Literal question	Who usually resolves disputes and conflicts between people living in the border rayons of neighboring countries?			
Security	Public			

File database_taj (cont.)**#106 q28cp_3: (Q28C Primary, 3rd). Who usually resolves disputes and conflicts between people** (cont.)

Value	Label	Cases	Weighted	Percentage (weighted)
4	Court	2	1.236	6.4%
5	Police	21	17.458	89.9%
8	Government (the state)	1	0.717	3.7%
Sysmiss		1476	1480.59	

#107 q28c_1: (Q28C Secondary, 1st). Who usually resolves disputes and conflicts between people

Information	[type=discrete] [format=numeric] [valid=1500] [valid(weighted)=1500] [range=1-9]			
Literal question	Who usually resolves disputes and conflicts between people living in the border rayons of neighboring countries?			
Security	Public			
Value	Label	Cases	Weighted	Percentage (weighted)
1	Hokimiyat	527	535.214	35.7%
2	Police	148	137.119	9.1%
3	Court	168	169.306	11.3%
4	Respected neighbors or relatives	74	64.441	4.3%
5	Mahalla's committee	76	69.184	4.6%
6	The State, central power, security bodies, soldiers of border	37	43.798	2.9%
9	DK/NR	470	480.938	32.1%

#108 q28c_2: (Q28C Secondary, 2nd). Who usually resolves disputes and conflicts between people

Information	[type=discrete] [format=numeric] [valid=197] [valid(weighted)=217.461] [range=1-9]			
Literal question	Who usually resolves disputes and conflicts between people living in the border rayons of neighboring countries?			
Security	Public			
Value	Label	Cases	Weighted	Percentage (weighted)
1	Hokimiyat	17	22.123	10.2%
2	Police	118	134.093	61.7%
3	Court	52	49.385	22.7%
4	Respected neighbors or relatives	3	3.892	1.8%
6	The State, central power, security bodies, soldiers of border	5	5.48	2.5%
9	DK/NR	2	2.488	1.1%
Sysmiss		1303	1282.539	

#109 q28c_3: (Q28C Secondary, 3rd). Who usually resolves disputes and conflicts between people

Information	[type=discrete] [format=numeric] [valid=24] [valid(weighted)=19.41] [range=2-6]			
Literal question	Who usually resolves disputes and conflicts between people living in the border rayons of neighboring countries?			
Security	Public			

File database_taj (cont.)

#109 q28c_3: (Q28C Secondary, 3rd). Who usually resolves disputes and conflicts between people (cont.)

Value	Label	Cases	Weighted	Percentage (weighted)
2	Police	21	17.458	89.9%
3	Court	2	1.236	6.4%
6	The State, central power, security bodies, soldiers of border	1	0.717	3.7%
Sysmiss		1476	1480.59	

#110 q29: (Q29). Are there organizations, movements, or groups in our society causing problems

Information	[type=discrete] [format=numeric] [valid=1500] [valid(weighted)=1500] [range=1-9]			
Literal question	Are there organizations, movements, or groups in our society causing problems?			
Security	Public			
Value	Label	Cases	Weighted	Percentage (weighted)
1	Yes	89	108.057	7.2%
2	No	937	910.283	60.7%
9	DK/NR	474	481.66	32.1%

#111 q30p_1: (Q30 Primary, 1st). What organizations or groups do you have in mind, when you talk about organizations or groups causing problems in our society?

Information	[type=discrete] [format=numeric] [valid=89] [valid(weighted)=108.057] [range=1-999]			
Literal question	What organizations or groups do you have in mind, when you talk about organization or groups causing problems in our society?			
Security	Public			
Value	Label	Cases	Weighted	Percentage (weighted)
1	Terroristic groups	3	2.354	2.2%
3	Hizb-ut-Tahrir	61	81.01	75.0%
6	Wahhabists (wahhabist groups)	1	1.343	1.2%
7	Extremists	2	1.481	1.4%
10	People, which sell drugs (Drugs groups)	2	3.323	3.1%
23	Gangsters (do not the name)	1	0.608	0.6%
24	Foreign religious organizations	1	0.522	0.5%
32	Those, who protest against state policy	1	1.461	1.4%
44	Criminal groups	1	0.956	0.9%
45	Islamic movement (of Uzbekistan)	1	1.492	1.4%
46	The unemployed	1	0.877	0.8%
47	Drugs addiction	1	1.329	1.2%
50	Represented by the Government	1	1.343	1.2%
52	Thieves, rapists	1	1.443	1.3%
54	Unofficial groups	1	0.594	0.5%
57	Unemployed scoundrels	1	0.877	0.8%
60	Governmental structures	1	1.043	1.0%
61	Islamic fanatics	1	0.998	0.9%
62	Opposition	1	0.597	0.6%

File database_taj (cont.)**#111 q30p_1: (Q30 Primary, 1st). What organizations or groups do you have in mind, when you t** (cont.)

Value (cont.)	Label	Cases	Weighted	Percentage (weighted)
64	Individuals that want to get everyone in conflict	1	1.565	1.4%
65	Inciters	1	0.522	0.5%
66	Some religious fanatics	1	0.665	0.6%
998	NO RESPONSE	2	1.133	1.0%
999	DO NOT KNOW	1	0.522	0.5%
Sysmiss		1411	1391.943	

#112 q30p_2: (Q30 Primary, 2nd). What organizations or groups do you have in mind, when you t

Information	[type=discrete] [format=numeric] [valid=15] [valid(weighted)=15.896] [range=1-62]			
Literal question	What organizations or groups do you have in mind, when you talk about organization or groups causing problems in our society?			
Security	Public			
Value	Label	Cases	Weighted	Percentage (weighted)
1	Terroristic groups	2	2.237	14.1%
3	Hizb-ut-Tahrir	1	1.343	8.4%
10	People, which sell drugs (Drugs groups)	1	0.997	6.3%
13	Bad people	1	0.672	4.2%
15	"Al-Kaida" guerillas	1	0.656	4.1%
44	Criminal groups	1	0.959	6.0%
46	The unemployed	1	0.956	6.0%
47	Drugs addiction	1	2.326	14.6%
51	Bribers	1	0.522	3.3%
55	Guerillas	2	2.487	15.6%
58	The youth with bad upbringing	1	0.877	5.5%
59	Editorial staff	1	1.343	8.4%
62	Opposition	1	0.522	3.3%
Sysmiss		1485	1484.104	

#113 q30p_3: (Q30 Primary, 3rd). What organizations or groups do you have in mind, when you t

Information	[type=discrete] [format=numeric] [valid=3] [valid(weighted)=2.487] [range=52-63]			
Literal question	What organizations or groups do you have in mind, when you talk about organization or groups causing problems in our society?			
Security	Public			
Value	Label	Cases	Weighted	Percentage (weighted)
52	Thieves, rapists	1	0.522	21.0%
56	Bandits	1	1.443	58.0%
63	Prohibited parties	1	0.522	21.0%
Sysmiss		1497	1497.513	

File database_taj (cont.)**#114 q30_1: (Q30 Secondary, 1st). What organizations or groups do you have in mind, when you**

Information	[type=discrete] [format=numeric] [valid=89] [valid(weighted)=108.057] [range=1-9]			
Literal question	What organizations or groups do you have in mind, when you talk about organization or groups causing problems in our society?			
Security	Public			
Value	Label	Cases	Weighted	Percentage (weighted)
1	Hizb-ut-Tahrir	61	81.01	75.0%
2	Other extremist and terroristic organizations and groups	11	9.448	8.7%
3	The unemployed, criminals, drugs addicts	8	9.413	8.7%
4	Other	6	6.531	6.0%
8	NO RESPONSE	2	1.133	1.0%
9	HARD TO ANSWER	1	0.522	0.5%
Sysmiss		1411	1391.943	

#115 q30_2: (Q30 Secondary, 2nd). What organizations or groups do you have in mind, when you

Information	[type=discrete] [format=numeric] [valid=11] [valid(weighted)=11.594] [range=1-4]			
Literal question	What organizations or groups do you have in mind, when you talk about organization or groups causing problems in our society?			
Security	Public			
Value	Label	Cases	Weighted	Percentage (weighted)
1	Hizb-ut-Tahrir	1	1.343	11.6%
2	Other extremist and terroristic organizations and groups	3	3.377	29.1%
3	The unemployed, criminals, drugs addicts	4	4.804	41.4%
4	Other	3	2.07	17.9%
Sysmiss		1489	1488.406	

#116 q31: (Q31). How likely is conflict within our country over the next few years?

Information	[type=discrete] [format=numeric] [valid=1500] [valid(weighted)=1500] [range=1-9]			
Literal question	How likely is conflict within our country over the next few years?			
Security	Public			
Value	Label	Cases	Weighted	Percentage (weighted)
1	Highly likely	5	5.174	0.3%
2	Fairly likely	20	24.881	1.7%
3	Somewhat likely	41	43.536	2.9%
4	Not likely at all	891	889.083	59.3%
9	NR/DK	543	537.326	35.8%

#117 q32p_1: (Q32 Primary, 1st). What can be possible reasons for such conflict in our countr

Information	[type=discrete] [format=numeric] [valid=66] [valid(weighted)=73.591] [range=3-999]			
--------------------	--	--	--	--

File database_taj (cont.)

#117 q32p_1: (Q32 Primary, 1st). What can be possible reasons for such conflict in our countr (cont.)

Literal question		What groups or individuals can take part in this conflict in our country over the next few years?		
Security		Public		
Value	Label	Cases	Weighted	Percentage (weighted)
3	Children / Youth without jobs	1	1.329	1.8%
5	Due to unemployment (shortage of vacancies)	9	10.32	14.0%
6	Due to lack of money	1	1.044	1.4%
7	People due to material shortage	3	3.411	4.6%
8	The youth owing to unemployment	3	2.97	4.0%
11	Due to the poverty of people / Low living standards	6	6.165	8.4%
12	The youth due to financial shortage	1	1.329	1.8%
18	That extremist groups (Hizb-ut-Tahrir) hand over leaflets	1	0.997	1.4%
19	Low income of population	1	0.868	1.2%
31	Due to the administration's corruption, injustice and breaki	1	1.331	1.8%
39	Religious disagreements	1	1.343	1.8%
50	Religious extremism	1	0.998	1.4%
61	Poverty	3	3.749	5.1%
65	Struggle to get power	3	4.09	5.6%
109	Absence of adequate education	1	0.478	0.6%
110	Economic instability	3	4.069	5.5%
124	Struggle to become President	3	4.122	5.6%
126	Low living standards of population	4	2.895	3.9%
128	Due to unavailability of housing	1	0.522	0.7%
129	Due to far distances	1	1.443	2.0%
130	Russian troops withdrawal and hand over of the border protec	2	2.041	2.8%
134	Hard life	2	1.296	1.8%
136	Nazism	1	1.497	2.0%
137	Interstate disputes	1	1.043	1.4%
138	Labour migrants returning from Russia, the state cannot prov	1	0.998	1.4%
142	Mafia structures	1	0.63	0.9%
149	Destabilization of border situation	1	0.671	0.9%
153	The problem of communication	1	1.661	2.3%
154	Internecine	1	1.546	2.1%
155	Absence of the state control	1	1.492	2.0%
156	If the border to Russia is closed	2	1.886	2.6%
159	Protectionism (mahalgaroi)	1	1.269	1.7%
160	Amount of the partisans of "Hizb-ut-Tahrir" extremist groups	1	0.997	1.4%
999	NO RESPONSE	2	3.091	4.2%
Sysmiss		1434	1426.409	

File database_taj_(cont.)

#118 q32p_2: (Q32 Primary, 2nd). What can be possible reasons for such conflict in our countr				
Information	[type=discrete] [format=numeric] [valid=53] [valid(weighted)=57.29] [range=3-152]			
Literal question	What groups or individuals can take part in this conflict in our country over the next few years?			
Security	Public			
Value	Label	Cases	Weighted	Percentage (weighted)
3	Children / Youth without jobs	1	0.584	1.0%
5	Due to unemployment (shortage of vacancies)	9	9.81	17.1%
8	The youth owing to unemployment	2	1.533	2.7%
11	Due to the poverty of people / Low living standards	4	3.324	5.8%
13	Prices augmentation / Inflation / High prices	1	1.497	2.6%
16	Owing to society's division into the poor and the rich	1	1.565	2.7%
19	Low income of population	1	1.329	2.3%
31	Due to the administration's corruption, injustice and breaki	3	3.711	6.5%
32	Low wages of population	2	2.341	4.1%
34	Due to high foodstuff prices	2	2.495	4.4%
56	Plants and factories do not function	1	0.629	1.1%
61	Poverty	2	1.958	3.4%
62	People lost respect towards each other	1	0.998	1.7%
65	Struggle to get power	2	1.996	3.5%
95	Drugs addicts may stir a row	1	0.63	1.1%
96	People's discontent with the authorities / policy	1	1.497	2.6%
103	Poor law execution / lawlessness	1	0.998	1.7%
105	As to buy manuals is very expensive for children's schooling	1	0.522	0.9%
109	Absence of adequate education	2	2.92	5.1%
110	Economic instability	2	2.342	4.1%
115	Due to misunderstanding of each other	1	1.269	2.2%
126	Low living standards of population	1	0.666	1.2%
128	Due to unavailability of housing	1	0.877	1.5%
131	Presidential terms over and elections of a new president	1	1.043	1.8%
132	National	2	1.558	2.7%
139	Low cultural level of population	1	1.497	2.6%
144	Indifference of the republic's authorities	1	1.996	3.5%
146	"Seniority" in the army	1	0.997	1.7%
148	Low cultural level	1	1.331	2.3%
150	No unity	1	0.671	1.2%
151	Due to irregular gas supply in winter	1	1.661	2.9%
152	Conflicts between village comers and town dwellers	1	1.044	1.8%
Sysmiss		1447	1442.71	

File database_taj_(cont.)

#119 q32p_3: (Q32 Primary, 3rd). What can be possible reasons for such conflict in our countr

Information	[type=discrete] [format=numeric] [valid=29] [valid(weighted)=29.744] [range=3-158]			
Literal question	What groups or individuals can take part in this conflict in our country over the next few years?			
Security	Public			
Value	Label	Cases	Weighted	Percentage (weighted)
3	Children / Youth without jobs	1	0.997	3.4%
5	Due to unemployment (shortage of vacancies)	3	2.324	7.8%
11	Due to the poverty of people / Low living standards	4	5.76	19.4%
12	The youth due to financial shortage	1	0.998	3.4%
13	Prices augmentation / Inflation / High prices	1	0.877	2.9%
17	On international basis	1	1.497	5.0%
31	Due to the administration`s corruption, injustice and breaki	2	1.331	4.5%
32	Low wages of population	1	0.629	2.1%
34	Due to high foodstuff prices	1	0.998	3.4%
56	Plants and factories do not function	1	0.998	3.4%
58	Social issues of population	1	1.996	6.7%
61	Poverty	1	1.044	3.5%
68	Due to drugs	1	0.998	3.4%
121	Moral - spiritual level of population	1	1.343	4.5%
132	National	1	0.515	1.7%
135	Lack of lands	1	0.672	2.3%
136	Nazism	1	1.043	3.5%
141	Uzbek Wahhabists	1	0.998	3.4%
143	Crimes rate growth	1	1.023	3.4%
145	Demographic problems	1	1.497	5.0%
147	Incorrect privatization	1	0.998	3.4%
157	Due to protectionism	1	0.629	2.1%
158	Discontented people in the government	1	0.579	1.9%
Sysmiss		1471	1470.256	

#120 q32_1: (Q32 Secondary, 1st). What can be possible reasons for such conflict in our coun

Information	[type=discrete] [format=numeric] [valid=66] [valid(weighted)=73.591] [range=1-9]			
Literal question	What groups or individuals can take part in this conflict in our country over the next few years?			
Security	Public			
Value	Label	Cases	Weighted	Percentage (weighted)
1	Economic instability, unemployment and poverty	39	40.965	55.7%
2	Weak administration, corruption in institutions of power and	10	12.974	17.6%
3	Other	15	16.561	22.5%
9	Hard to answer	2	3.091	4.2%
Sysmiss		1434	1426.409	

File database_taj (cont.)**#121 q32_2: (Q32 Secondary, 2nd). What can be possible reasons for such conflict in our coun**

Information	[type=discrete] [format=numeric] [valid=37] [valid(weighted)=42.398] [range=1-3]			
Literal question	What groups or individuals can take part in this conflict in our country over the next few years?			
Security	Public			
Value	Label	Cases	Weighted	Percentage (weighted)
1	Economic instability, unemployment and poverty	10	12.264	28.9%
2	Weak administration, corruption in institutions of power and	11	12.153	28.7%
3	Other	16	17.981	42.4%
Sysmiss		1463	1457.602	

#122 q32_3: (Q32 Secondary, 3rd). What can be possible reasons for such conflict in our coun

Information	[type=discrete] [format=numeric] [valid=3] [valid(weighted)=2.475] [range=1-2]			
Literal question	What groups or individuals can take part in this conflict in our country over the next few years?			
Security	Public			
Value	Label	Cases	Weighted	Percentage (weighted)
1	Economic instability, unemployment and poverty	2	1.846	74.6%
2	Weak administration, corruption in institutions of power and	1	0.629	25.4%
Sysmiss		1497	1497.525	

#123 q33p_1: (Q33 Primary, 1st). What groups or individuals can take part in this conflict in

Information	[type=discrete] [format=numeric] [valid=66] [valid(weighted)=73.591] [range=1-999]			
Literal question	What groups or individuals can take part in this conflict in our country over the next few years?			
Security	Public			
Value	Label	Cases	Weighted	Percentage (weighted)
1	Terrorists	1	1.546	2.1%
5	Usual people / Common folk	2	3.159	4.3%
9	Hizb-ut-Tahrir	2	2.008	2.7%
13	Insufficiently provided (poor) people	3	3.276	4.5%
17	Unemployed population / People	6	5.767	7.8%
23	National administration	1	1.546	2.1%
30	People with the lack of understanding	1	1.329	1.8%
33	Organized crime	1	0.956	1.3%
36	The poor	7	7.391	10.0%
39	Unemployed youth (jobless)	4	4.369	5.9%
44	The youth	5	5.209	7.1%
55	The unemployed	1	1.023	1.4%
59	Starving people	1	1.996	2.7%
65	Officials (careerists) / bureaucrats	1	0.998	1.4%
71	Religious groups	2	1.996	2.7%

File database_taj (cont.)

#123 q33p_1: (Q33 Primary, 1st). What groups or individuals can take part in this conflict in (cont.)

Value (cont.)	Label	Cases	Weighted	Percentage (weighted)
87	Mujahedins	1	1.043	1.4%
94	Guerilla groups	1	1.546	2.1%
98	Islamic organizations	1	1.996	2.7%
113	Thieves	2	1.346	1.8%
118	Political parties	1	1.546	2.1%
119	Formation of bands	1	1.043	1.4%
121	People who have no opportunity to lead normal existence	1	1.043	1.4%
123	Leaders	1	0.672	0.9%
125	Migrants from Russia	1	0.998	1.4%
128	Nationalists	2	2.168	2.9%
130	Afghans	1	0.998	1.4%
133	Working people	2	1.997	2.7%
134	Labour migrants, coming back from Russia	1	0.998	1.4%
136	Common people	1	0.666	0.9%
137	All people will be involved	1	0.522	0.7%
140	Bureaucrats	3	4.122	5.6%
144	From foreign countries	1	1.492	2.0%
146	Non-formal people	1	0.51	0.7%
149	President and his partisans	1	1.269	1.7%
998	NO RESPONSE	1	1.443	2.0%
999	DO NOT KNOW	3	3.606	4.9%
Sysmiss		1434	1426.409	

#124 q33p_2: (Q33 Primary, 2nd). What groups or individuals can take part in this conflict in

Information	[type=discrete] [format=numeric] [valid=51] [valid(weighted)=56.045] [range=2-148]			
Literal question	What groups or individuals can take part in this conflict in our country over the next few years?			
Security	Public			
Value	Label	Cases	Weighted	Percentage (weighted)
2	Wahhabists	2	2.889	5.2%
5	Usual people / Common folk	3	3.591	6.4%
13	Insufficiently provided (poor) people	2	2.021	3.6%
14	Unorganized young people	1	0.624	1.1%
17	Unemployed population / People	4	3.983	7.1%
23	National administration	1	1.043	1.9%
24	Bad people	1	1.329	2.4%
33	Organized crime	5	6.762	12.1%
36	The poor	3	2.164	3.9%
39	Unemployed youth (jobless)	3	3.371	6.0%
44	The youth	1	0.665	1.2%
47	Drugs addicts	3	2.995	5.3%
50	People who had been sent to prison and	1	2.291	4.1%

File database_taj (cont.)

#124 q33p_2: (Q33 Primary, 2nd). What groups or individuals can take part in this conflict in (cont.)

Value (cont.)	Label	Cases	Weighted	Percentage (weighted)
	return back			
55	The unemployed	1	0.998	1.8%
57	Intelligentsia	1	0.998	1.8%
59	Starving people	1	1.497	2.7%
66	Illiterate people	1	0.629	1.1%
70	The rich	2	2.087	3.7%
81	People, returning from prisons, cannot find a job	1	0.629	1.1%
84	Individuals do it for money, advantages	1	1.343	2.4%
113	Thieves	1	0.522	0.9%
120	Government of Russia and C.I.S	1	1.492	2.7%
122	Low educated people	1	0.478	0.9%
124	C.I.S	1	1.043	1.9%
127	Ex-militaries	1	1.996	3.6%
129	Religious fanatics	1	1.497	2.7%
132	Opposition	1	0.998	1.8%
138	Between coming and native city dwellers	1	1.044	1.9%
139	Militaries	1	1.044	1.9%
142	The disabled	1	1.661	3.0%
145	Individuals, striving to occupy governmental posts	1	0.584	1.0%
147	Governmental party's representatives	1	0.51	0.9%
148	Today's opposition	1	1.269	2.3%
Sysmiss		1449	1443.955	

#125 q33p_3: (Q33 Primary, 3rd). What groups or individuals can take part in this conflict in

Information	[type=discrete] [format=numeric] [valid=28] [valid(weighted)=28.823] [range=5-141]			
Literal question	What groups or individuals can take part in this conflict in our country over the next few years?			
Security	Public			
Value	Label	Cases	Weighted	Percentage (weighted)
5	Usual people / Common folk	1	0.629	2.2%
14	Unorganized young people	1	1.492	5.2%
17	Unemployed population / People	2	1.143	4.0%
20	People who believed into lies	1	0.868	3.0%
26	Religious extremists	1	0.998	3.5%
33	Organized crime	1	1.023	3.5%
36	The poor	3	2.575	8.9%
39	Unemployed youth (jobless)	1	0.998	3.5%
66	Illiterate people	4	5.369	18.6%
103	The basest, despicable people	1	2.291	7.9%
113	Thieves	1	0.956	3.3%
118	Political parties	1	0.672	2.3%

File database_taj (cont.)

#125 q33p_3: (Q33 Primary, 3rd). What groups or individuals can take part in this conflict in (cont.)

Value (cont.)	Label	Cases	Weighted	Percentage (weighted)
120	Government of Russia and C.I.S	1	1.043	3.6%
125	Migrants from Russia	1	0.998	3.5%
126	People, who do not want Tajiks to live friendly and peaceful	2	2.341	8.1%
131	The rich	1	1.343	4.7%
133	Working people	1	0.998	3.5%
135	Protectionism	1	0.998	3.5%
139	Militaries	2	1.044	3.6%
141	Casual people	1	1.044	3.6%
Sysmiss		1472	1471.177	

#126 q33_1: (Q33 Secondary, 1st). What groups or individuals can take part in this conflict

Information	[type=discrete] [format=numeric] [valid=66] [valid(weighted)=73.591] [range=1-99]			
Literal question	What groups or individuals can take part in this conflict in our country over the next few years?			
Security	Public			
Value	Label	Cases	Weighted	Percentage (weighted)
1	Common people - the poor and the unemployed	33	35.894	48.8%
2	"Bad people", drugs addicts, criminals	5	4.89	6.6%
3	Those who struggle for power - bureaucrats, opposition, poli	8	10.152	13.8%
4	Religious extremists, nationalists	9	10.757	14.6%
5	Other	7	6.848	9.3%
98	NO RESPONSE	1	1.443	2.0%
99	HARD TO ANSWER	3	3.606	4.9%
Sysmiss		1434	1426.409	

#127 q33_2: (Q33 Secondary, 2nd). What groups or individuals can take part in this conflict

Information	[type=discrete] [format=numeric] [valid=37] [valid(weighted)=41.365] [range=1-5]			
Literal question	What groups or individuals can take part in this conflict in our country over the next few years?			
Security	Public			
Value	Label	Cases	Weighted	Percentage (weighted)
1	Common people - the poor and the unemployed	8	7.755	18.7%
2	"Bad people", drugs addicts, criminals	13	15.55	37.6%
3	Those who struggle for power - bureaucrats, opposition, poli	9	9.605	23.2%
4	Religious extremists, nationalists	1	1.497	3.6%
5	Other	6	6.957	16.8%
Sysmiss		1463	1458.635	

File database_taj_(cont.)

#128 q33_3: (Q33 Secondary, 3rd). What groups or individuals can take part in this conflict

Information	[type=discrete] [format=numeric] [valid=6] [valid(weighted)=5.603] [range=1-5]			
Literal question	What groups or individuals can take part in this conflict in our country over the next few years?			
Security	Public			
Value	Label	Cases	Weighted	Percentage (weighted)
1	Common people - the poor and the unemployed	2	1.996	35.6%
3	Those who struggle for power - bureaucrats, opposition, poli	1	0.522	9.3%
4	Religious extremists, nationalists	1	0.998	17.8%
5	Other	2	2.086	37.2%
Sysmiss		1494	1494.397	

#129 q34_1: (Q34, 1st). In which form can the conflict be in our country over the next few y

Information	[type=discrete] [format=numeric] [valid=66] [valid(weighted)=73.591] [range=1-9]			
Literal question	In which form can the conflict be in our country over the next few years?			
Security	Public			
Value	Label	Cases	Weighted	Percentage (weighted)
1	Armed conflict	7	7.718	10.5%
2	Mass disorder	39	44.305	60.2%
3	Minor instances of physical violence	6	7.496	10.2%
4	Aggressive verbal attacks	5	4.952	6.7%
5	Meetings, demonstrations	1	1.661	2.3%
9	DK/NR	8	7.458	10.1%
Sysmiss		1434	1426.409	

#130 q34_2: (Q34, 2nd). In which form can the conflict be in our country over the next few y

Information	[type=discrete] [format=numeric] [valid=12] [valid(weighted)=12.67] [range=2-5]			
Literal question	In which form can the conflict be in our country over the next few years?			
Security	Public			
Value	Label	Cases	Weighted	Percentage (weighted)
2	Mass disorder	4	3.614	28.5%
3	Minor instances of physical violence	5	5.209	41.1%
4	Aggressive verbal attacks	2	1.851	14.6%
5	Meetings, demonstrations	1	1.996	15.8%
Sysmiss		1488	1487.33	

#131 q34_3: (Q34, 3rd). In which form can the conflict be in our country over the next few y

Information	[type=discrete] [format=numeric] [valid=1] [valid(weighted)=0.51] [range=3-3]			
Literal question	In which form can the conflict be in our country over the next few years?			

File database_taj (cont.)

#131 q34_3: (Q34, 3rd). In which form can the conflict be in our country over the next few y (cont.)

Security		Public		
Value	Label	Cases	Weighted	Percentage (weighted)
3	Minor instances of physical violence	1	0.51	100.0%
Sysmiss		1499	1499.49	

#132 q34_4: (Q34, 4th). In which form can the conflict be in our country over the next few y

Information		[type=discrete] [format=numeric] [valid=1] [valid(weighted)=0.51] [range=4-4]		
Literal question		In which form can the conflict be in our country over the next few years?		
Security		Public		
Value	Label	Cases	Weighted	Percentage (weighted)
4	Aggressive verbal attacks	1	0.51	100.0%
Sysmiss		1499	1499.49	

#133 q35: (Q35). How likely is conflict on the local level, in your village/city, over the

Information		[type=discrete] [format=numeric] [valid=1500] [valid(weighted)=1500] [range=1-9]		
Literal question		How likely is conflict on the local level, in your village/city, over the next few years?		
Security		Public		
Value	Label	Cases	Weighted	Percentage (weighted)
1	Highly likely	4	3.183	0.2%
2	Fairly likely	13	13.653	0.9%
3	Somewhat likely	27	32.9	2.2%
4	Not likely at all	1054	1059.681	70.6%
9	NR/DK	402	390.583	26.0%

#134 q36p_1: (Q36 Primary, 1st). What can be possible reasons for such conflict in your city/

Information		[type=discrete] [format=numeric] [valid=44] [valid(weighted)=49.736] [range=2-98]		
Literal question		What can be possible reasons for such conflict in your city/village over the next few years?		
Security		Public		
Value	Label	Cases	Weighted	Percentage (weighted)
2	The wrong perception of the government policy	1	0.997	2.0%
4	Low living standards / Shortage	5	6.141	12.3%
5	Delay in payment of pensions	1	1.329	2.7%
7	Difficult financial situation, poverty	1	1.044	2.1%
8	Religious fanaticism	1	1.661	3.3%
11	Unemployment	10	9.329	18.8%
12	Deteriorating roads, non-paved	1	0.634	1.3%
41	High food prices	2	2.042	4.1%
43	Insufficient income of population	1	0.868	1.7%

File database_taj (cont.)

#134 q36p_1: (Q36 Primary, 1st). What can be possible reasons for such conflict in your city/ (cont.)

Value (cont.)	Label	Cases	Weighted	Percentage (weighted)
45	Struggle for President's post	1	0.515	1.0%
58	Because of children	1	0.522	1.0%
60	Economic standing of population	3	4.383	8.8%
61	Social security of population	1	1.565	3.1%
70	Election of deputies	1	1.443	2.9%
71	Indifference of the authorities	1	1.043	2.1%
72	The youth coming back from Russia cannot find jobs	1	1.996	4.0%
75	The wave of national migrants	1	0.998	2.0%
76	Labour migrants from Russia do not want to live in rural lo	1	1.497	3.0%
82	Gas unavailable	1	0.522	1.0%
85	Power struggle	2	2.061	4.1%
86	Young people were manipulated by those who deceitfully used	1	1.329	2.7%
87	Lack of land to build a house	1	0.624	1.3%
89	Humiliation of an individual	1	2.863	5.8%
90	Due to bad living conditions people became cruel and riots m	1	0.522	1.0%
98	DO NOT KNOW	3	3.806	7.7%
Sysmiss		1456	1450.264	

#135 q36p_2: (Q36 Primary, 2nd). What can be possible reasons for such conflict in your city/

Information	[type=discrete] [format=numeric] [valid=25] [valid(weighted)=26.126] [range=4-91]			
Literal question	What can be possible reasons for such conflict in your city/village over the next few years?			
Security	Public			
Value	Label	Cases	Weighted	Percentage (weighted)
4	Low living standards / Shortage	2	1.696	6.5%
7	Difficult financial situation, poverty	2	1.865	7.1%
9	Prices increase in all spheres / Expensiveness	1	1.497	5.7%
11	Unemployment	2	2.042	7.8%
16	Electricity supply interruptions	1	1.565	6.0%
21	All plants and factories are shut down and pilfered	1	1.497	5.7%
29	Illiterate people	1	0.998	3.8%
36	Owing to the plot of land	1	0.634	2.4%
45	Struggle for President's post	1	0.515	2.0%
60	Economic standing of population	1	0.998	3.8%
66	Religious grounds	1	1.343	5.1%
67	Augmentation of municipal services charges	1	1.044	4.0%
73	Social injustice	1	1.996	7.6%
74	Lack of teaching staff at secondary schools due to low wages	1	0.624	2.4%

File database_taj (cont.)

#135 q36p_2: (Q36 Primary, 2nd). What can be possible reasons for such conflict in your city/ (cont.)

Value (cont.)	Label	Cases	Weighted	Percentage (weighted)
76	Labour migrants from Russia do not want to live in rural lo	1	0.998	3.8%
80	Misunderstanding between the new comers and the locals	2	1.565	6.0%
81	The poor	1	1.661	6.4%
83	Dirty water	1	0.522	2.0%
84	Organized crimes groups struggle for the spheres of influenc	1	0.515	2.0%
88	Protectionism in hokimiyat	1	2.026	7.8%
91	Lack of money for children`s schooling	1	0.522	2.0%
Sysmiss		1475	1473.874	

#136 q36p_3: (Q36 Primary, 3rd). What can be possible reasons for such conflict in your city/

Information	[type=discrete] [format=numeric] [valid=11] [valid(weighted)=12.082] [range=7-79]			
Literal question	What can be possible reasons for such conflict in your city/village over the next few years?			
Security	Public			
Value	Label	Cases	Weighted	Percentage (weighted)
7	Difficult financial situation, poverty	1	0.522	4.3%
9	Prices increase in all spheres / Expensiveness	1	1.044	8.6%
28	Corruption	1	1.996	16.5%
29	Illiterate people	1	0.666	5.5%
40	Lack of money / Shortage	1	0.522	4.3%
41	High food prices	1	0.998	8.3%
61	Social security of population	1	0.998	8.3%
74	Lack of teaching staff at secondary schools due to low wages	1	1.497	12.4%
77	People, persecuted by legislative power	1	1.343	11.1%
78	The upper echelons do not want to make concessions, whereas	1	1.497	12.4%
79	Labour migration	1	0.998	8.3%
Sysmiss		1489	1487.918	

#137 q36_1: (Q36 Secondary, 1st). What can be possible reasons for such conflict in your cit

Information	[type=discrete] [format=numeric] [valid=44] [valid(weighted)=49.736] [range=1-9]			
Literal question	What can be possible reasons for such conflict in your city/village over the next few years?			
Security	Public			
Value	Label	Cases	Weighted	Percentage (weighted)
1	Poverty and unemployment, high prices and housing shortage	26	29.22	58.8%
2	Discontent with the authorities, who are engaged in power st	5	5.062	10.2%

File database_taj (cont.)

#137 q36_1: (Q36 Secondary, 1st). What can be possible reasons for such conflict in your cit (cont.)

Value (cont.)	Label	Cases	Weighted	Percentage (weighted)
3	Other	10	11.648	23.4%
9	HARD TO ANSWER	3	3.806	7.7%
Sysmiss		1456	1450.264	

#138 q36_2: (Q36 Secondary, 2nd). What can be possible reasons for such conflict in your cit

Information	[type=discrete] [format=numeric] [valid=14] [valid(weighted)=16.8] [range=1-3]			
Literal question	What can be possible reasons for such conflict in your city/village over the next few years?			
Security	Public			
Value	Label	Cases	Weighted	Percentage (weighted)
1	Poverty and unemployment, high prices and housing shortage	5	5.303	31.6%
2	Discontent with the authorities, who are engaged in power st	2	4.022	23.9%
3	Other	7	7.474	44.5%
Sysmiss		1486	1483.2	

#139 q36_3: (Q36 Secondary, 3rd). What can be possible reasons for such conflict in your cit

Information	[type=discrete] [format=numeric] [valid=1] [valid(weighted)=1.497] [range=2-2]			
Literal question	What can be possible reasons for such conflict in your city/village over the next few years?			
Security	Public			
Value	Label	Cases	Weighted	Percentage (weighted)
2	Discontent with the authorities, who are engaged in power st	1	1.497	100.0%
Sysmiss		1499	1498.503	

#140 q37p_1: (Q37 Primary, 1st). In which form can the conflict be in your city/village over

Information	[type=discrete] [format=numeric] [valid=44] [valid(weighted)=49.736] [range=1-9]			
Literal question	In which form can the conflict be in your city/village over the next few years?			
Security	Public			
Value	Label	Cases	Weighted	Percentage (weighted)
1	Armed conflict	1	0.515	1.0%
2	Mass riots, clashes	22	27.4	55.1%
3	Slight use of physical force	8	10.046	20.2%
4	Swearing, insults	7	6.295	12.7%
9	DK/NR	6	5.48	11.0%
Sysmiss		1456	1450.264	

File database_taj (cont.)**#141 q37p_2: (Q37 Primary, 2nd). In which form can the conflict be in your city/village over**

Information	[type=discrete] [format=numeric] [valid=4] [valid(weighted)=3.532] [range=2-6]			
Literal question	In which form can the conflict be in your city/village over the next few years?			
Security	Public			
Value	Label	Cases	Weighted	Percentage (weighted)
2	Mass riots, clashes	1	0.515	14.6%
3	Slight use of physical force	1	1.497	42.4%
4	Swearing, insults	1	0.522	14.8%
6	Anything but not bloodshed	1	0.998	28.3%
Sysmiss		1496	1496.468	

#142 q37_1: (Q37 Secondary, 1st). In which form can the conflict be in your city/village over

Information	[type=discrete] [format=numeric] [valid=44] [valid(weighted)=49.736] [range=1-9]			
Literal question	In which form can the conflict be in your city/village over the next few years?			
Security	Public			
Value	Label	Cases	Weighted	Percentage (weighted)
1	Mass riots, clashes	22	27.4	55.1%
2	Slight use of physical force	8	10.046	20.2%
3	Swearing, insults	7	6.295	12.7%
4	Other	1	0.515	1.0%
9	DK/NR	6	5.48	11.0%
Sysmiss		1456	1450.264	

#143 q37_2: (Q37 Secondary, 2nd). In which form can the conflict be in your city/village over

Information	[type=discrete] [format=numeric] [valid=4] [valid(weighted)=3.532] [range=1-4]			
Literal question	In which form can the conflict be in your city/village over the next few years?			
Security	Public			
Value	Label	Cases	Weighted	Percentage (weighted)
1	Mass riots, clashes	1	0.515	14.6%
2	Slight use of physical force	1	1.497	42.4%
3	Swearing, insults	1	0.522	14.8%
4	Other	1	0.998	28.3%
Sysmiss		1496	1496.468	

#144 q38: (Q38). How likely is conflict between Tajikistan and other countries in Central

Information	[type=discrete] [format=numeric] [valid=1500] [valid(weighted)=1500] [range=1-9]			
Literal question	How likely is conflict between Tajikistan and other countries in Central Asia?			
Security	Public			

File database_taj (cont.)

#144 q38: (Q38). How likely is conflict between Tajikistan and other countries in Central (cont.)

Value	Label	Cases	Weighted	Percentage (weighted)
1	Highly likely	2	1.614	0.1%
2	Fairly likely	3	4.783	0.3%
3	Somewhat likely	49	48.045	3.2%
4	Not likely at all	889	912.134	60.8%
9	NR/DK	557	533.424	35.6%

#145 q39a1: (Q39A1). Can a conflict be between Tajikistan and Kazakhstan?

Information	[type=discrete] [format=numeric] [valid=54] [valid(weighted)=54.442] [range=1-9]			
Literal question	Can a conflict be between Tajikistan and Kazakhstan?			
Security	Public			
Value	Label	Cases	Weighted	Percentage (weighted)
1	Yes	5	4.817	8.8%
2	No	41	42.167	77.5%
9	DK/NR	8	7.458	13.7%
Sysmiss		1446	1445.558	

#146 q39a2p_1: (Q39A2 Primary). Because of which reasons the conflict can be between Tajikistan

Information	[type=discrete] [format=numeric] [valid=5] [valid(weighted)=4.817] [range=33-99]			
Literal question	Because of which reasons the conflict can be between Tajikistan and Kazakhstan?			
Security	Public			
Value	Label	Cases	Weighted	Percentage (weighted)
33	Because of the border (border clashes)	1	1.023	21.2%
39	Due to the incapability of the government to arrange agreeme	1	1.169	24.3%
99	DK/NR	3	2.625	54.5%
Sysmiss		1495	1495.183	

#147 q39a2_1: (Q39A2 Secondary). Because of which reasons the conflict can be between Tajikist

Information	[type=discrete] [format=numeric] [valid=5] [valid(weighted)=4.817] [range=1-9]			
Literal question	Because of which reasons the conflict can be between Tajikistan and Kazakhstan?			
Security	Public			
Value	Label	Cases	Weighted	Percentage (weighted)
1	Border problems	1	1.023	21.2%
2	Due to the incapability of the government to arrange agreeme	1	1.169	24.3%
9	DK/NR	3	2.625	54.5%
Sysmiss		1495	1495.183	

File database_taj_(cont.)

#148 q40ap_1: (Q40A Primary). In which form can the conflict be between Tajikistan and Kazakhs

Information	[type=discrete] [format=numeric] [valid=5] [valid(weighted)=4.817] [range=2-99]			
Literal question	In which form can the conflict be between Tajikistan and Kazakhstan?			
Security	Public			
Value	Label	Cases	Weighted	Percentage (weighted)
2	Rupture of diplomatic relations	2	2.167	45.0%
4	Mass riots	1	1.023	21.2%
6	Swearing, insults	1	0.629	13.1%
99	DK/NR	1	0.998	20.7%
Sysmiss		1495	1495.183	

#149 q40a_1: (Q40A Secondary). In which form can the conflict be between Tajikistan and Kazak

Information	[type=discrete] [format=numeric] [valid=5] [valid(weighted)=4.817] [range=1-9]			
Literal question	In which form can the conflict be between Tajikistan and Kazakhstan?			
Security	Public			
Value	Label	Cases	Weighted	Percentage (weighted)
1	Rupture of diplomatic relations	2	2.167	45.0%
2	Mass riots	1	1.023	21.2%
3	Swearing, insults	1	0.629	13.1%
9	HARD TO ANSWER/NO RESPONSE	1	0.998	20.7%
Sysmiss		1495	1495.183	

#150 q39b1: (Q39B1). Can a conflict be between Tajikistan and Kyrgyzstan?

Information	[type=discrete] [format=numeric] [valid=54] [valid(weighted)=54.442] [range=1-9]			
Literal question	Because of which reasons the conflict can be between Tajikistan and Kyrgyzstan?			
Security	Public			
Value	Label	Cases	Weighted	Percentage (weighted)
1	Yes	9	11.236	20.6%
2	No	35	33.994	62.4%
9	DK/NR	10	9.212	16.9%
Sysmiss		1446	1445.558	

#151 q39b2p_1: (Q39B2 Primary, 1st). Because of which reasons the conflict can be between Tajik

Information	[type=discrete] [format=numeric] [valid=9] [valid(weighted)=11.236] [range=10-99]			
Literal question	Because of which reasons the conflict can be between Tajikistan and Kyrgyzstan?			
Security	Public			
Value	Label	Cases	Weighted	Percentage (weighted)
10	For water	2	2.686	23.9%
11	For water / territorial claims	2	2.894	25.8%

File database_taj (cont.)#151 **q39b2p_1: (Q39B2 Primary, 1st). Because of which reasons the conflict can be between Tajik** (cont.)

Value (cont.)	Label	Cases	Weighted	Percentage (weighted)
16	For territory	1	0.998	8.9%
99	DK/NR	4	4.657	41.5%
Sysmiss		1491	1488.764	

#152 **q39b2p_2: (Q39B2 Primary, 2nd). Because of which reasons the conflict can be between Tajik**

Information	[type=discrete] [format=numeric] [valid=2] [valid(weighted)=2.686] [range=11-11]			
Literal question	Because of which reasons the conflict can be between Tajikistan and Kyrgyzstan?			
Security	Public			
Value	Label	Cases	Weighted	Percentage (weighted)
11	For water / territorial claims	2	2.686	100.0%
Sysmiss		1498	1497.314	

#153 **q39b2_1: (Q39B2 Secondary, 1st). Because of which reasons the conflict can be between Taj**

Information	[type=discrete] [format=numeric] [valid=9] [valid(weighted)=11.236] [range=1-9]			
Literal question	Because of which reasons the conflict can be between Tajikistan and Kyrgyzstan?			
Security	Public			
Value	Label	Cases	Weighted	Percentage (weighted)
1	Territorial claims	3	3.893	34.6%
2	For water	4	4.657	41.4%
9	DK/NR	2	2.686	23.9%
Sysmiss		1491	1488.764	

#154 **q39b2_2: (Q39B2 Secondary, 2nd). Because of which reasons the conflict can be between Taj**

Information	[type=discrete] [format=numeric] [valid=2] [valid(weighted)=2.686] [range=1-1]			
Literal question	Because of which reasons the conflict can be between Tajikistan and Kyrgyzstan?			
Security	Public			
Value	Label	Cases	Weighted	Percentage (weighted)
1	Territorial claims	2	2.686	100.0%
Sysmiss		1498	1497.314	

#155 **q40bp_1: (Q40B Primary, 1st). In which form can the conflict be between Tajikistan and Ky**

Information	[type=discrete] [format=numeric] [valid=9] [valid(weighted)=11.236] [range=2-99]			
Literal question	In which form can the conflict be between Tajikistan and Kyrgyzstan?			
Security	Public			
Value	Label	Cases	Weighted	Percentage (weighted)
2	Rupture of diplomatic relations	4	4.991	44.4%

File database_taj (cont.)**#155 q40bp_1: (Q40B Primary, 1st). In which form can the conflict be between Tajikistan and Ky (cont.)**

Value (cont.)	Label	Cases	Weighted	Percentage (weighted)
4	Mass riots	1	1.343	12.0%
8	Armed conflict	1	1.343	12.0%
99	DK/NR	3	3.559	31.7%
Sysmiss		1491	1488.764	

#156 q40bp_2: (Q40B Primary, 2nd). In which form can the conflict be between Tajikistan and Ky

Information	[type=discrete] [format=numeric] [valid=3] [valid(weighted)=4.338] [range=2-4]			
Literal question	In which form can the conflict be between Tajikistan and Kyrgyzstan?			
Security	Public			
Value	Label	Cases	Weighted	Percentage (weighted)
2	Rupture of diplomatic relations	1	1.343	31.0%
4	Mass riots	2	2.995	69.0%
Sysmiss		1497	1495.662	

#157 q40b_1: (Q40B Secondary, 1st). In which form can the conflict be between Tajikistan and

Information	[type=discrete] [format=numeric] [valid=9] [valid(weighted)=11.236] [range=1-9]			
Literal question	In which form can the conflict be between Tajikistan and Kyrgyzstan?			
Security	Public			
Value	Label	Cases	Weighted	Percentage (weighted)
1	Rupture of diplomatic relations	4	4.991	44.4%
2	Mass riots	1	1.343	12.0%
3	Armed conflict	1	1.343	12.0%
9	HARD TO ANSWER/NO RESPONSE	3	3.559	31.7%
Sysmiss		1491	1488.764	

#158 q40b_2: (Q40B Secondary, 2nd). In which form can the conflict be between Tajikistan and

Information	[type=discrete] [format=numeric] [valid=3] [valid(weighted)=4.338] [range=1-2]			
Literal question	In which form can the conflict be between Tajikistan and Kyrgyzstan?			
Security	Public			
Value	Label	Cases	Weighted	Percentage (weighted)
1	Rupture of diplomatic relations	1	1.343	31.0%
2	Mass riots	2	2.995	69.0%
Sysmiss		1497	1495.662	

#159 q39c1: (Q39C1). Can a conflict be between Tajikistan and Turkmenistan?

Information	[type=discrete] [format=numeric] [valid=54] [valid(weighted)=54.442] [range=1-9]			
--------------------	--	--	--	--

File database_taj (cont.)#159 **q39c1: (Q39C1). Can a conflict be between Tajikistan and Turkmenistan?** (cont.)

Literal question	Can a conflict be between Tajikistan and Turkmenistan?			
Security	Public			
Value	Label	Cases	Weighted	Percentage (weighted)
1	Yes	28	31.156	57.2%
2	No	18	16.506	30.3%
9	DK/NR	8	6.78	12.5%
Sysmiss		1446	1445.558	

#160 **q39c2p_1: (Q39C2 Primary, 1st). Because of which reasons the conflict can be between Tajik**

Information	[type=discrete] [format=numeric] [valid=28] [valid(weighted)=31.156] [range=5-99]			
Literal question	Because of which reasons the conflict can be between Tajikistan and Turkmenistan?			
Security	Public			
Value	Label	Cases	Weighted	Percentage (weighted)
5	Obstacles while crossing the border	1	1.023	3.3%
10	For water	1	1.443	4.6%
11	For land / territorial disputes	3	2.877	9.2%
17	Due to ethnicity / Ethnic issue	1	1.023	3.3%
31	Border conflict	1	0.585	1.9%
33	Because of the border (border clashes)	3	3.391	10.9%
50	Owing to the border with Afghanistan	1	1.331	4.3%
51	Disagreements between Uzbeks and Tajiks	2	3.473	11.1%
99	DK/NR	15	16.011	51.4%
Sysmiss		1472	1468.844	

#161 **q39c2p_2: (Q39C2 Primary, 2nd). Because of which reasons the conflict can be between Tajik**

Information	[type=discrete] [format=numeric] [valid=2] [valid(weighted)=2.786] [range=5-33]			
Literal question	Because of which reasons the conflict can be between Tajikistan and Turkmenistan?			
Security	Public			
Value	Label	Cases	Weighted	Percentage (weighted)
5	Obstacles while crossing the border	1	1.343	48.2%
33	Because of the border (border clashes)	1	1.443	51.8%
Sysmiss		1498	1497.214	

#162 **q39c2_1: (Q39C2 Secondary, 1st). Because of which reasons the conflict can be between Taj**

Information	[type=discrete] [format=numeric] [valid=28] [valid(weighted)=31.156] [range=1-99]			
Literal question	Because of which reasons the conflict can be between Tajikistan and Turkmenistan?			
Security	Public			

File database_taj (cont.)**#162 q39c2_1: (Q39C2 Secondary, 1st). Because of which reasons the conflict can be between Taj** (cont.)

Value	Label	Cases	Weighted	Percentage (weighted)
1	Border problems	6	6.329	20.3%
2	Territorial problems	3	2.877	9.2%
3	International problems	3	4.496	14.4%
4	Other	1	1.443	4.6%
99	DK/NR	15	16.011	51.4%
Sysmiss		1472	1468.844	

#163 q39c2_2: (Q39C2 Secondary, 2nd). Because of which reasons the conflict can be between Taj

Information	[type=discrete] [format=numeric] [valid=2] [valid(weighted)=2.786] [range=1-1]			
Literal question	Because of which reasons the conflict can be between Tajikistan and Turkmenistan?			
Security	Public			
Value	Label	Cases	Weighted	Percentage (weighted)
1	Border problems	2	2.786	100.0%
Sysmiss		1498	1497.214	

#164 q40cp_1: (Q40C Primary, 1st). In which form can the conflict be between Tajikistan and Tu

Information	[type=discrete] [format=numeric] [valid=28] [valid(weighted)=31.156] [range=1-99]			
Literal question	In which form can the conflict be between Tajikistan and Turkmenistan?			
Security	Public			
Value	Label	Cases	Weighted	Percentage (weighted)
1	War	1	1.343	4.3%
2	Rupture of diplomatic relations	10	11.725	37.6%
3	Armed border conflict	3	3.135	10.1%
4	Mass riots	3	2.336	7.5%
5	Slight use of physical force	2	1.891	6.1%
6	Swearing, insults	2	1.607	5.2%
8	Armed conflict	1	1.443	4.6%
99	DK/NR	6	7.675	24.6%
Sysmiss		1472	1468.844	

#165 q40cp_2: (Q40C Primary, 2nd). In which form can the conflict be between Tajikistan and Tu

Information	[type=discrete] [format=numeric] [valid=3] [valid(weighted)=3.993] [range=2-4]			
Literal question	In which form can the conflict be between Tajikistan and Turkmenistan?			
Security	Public			
Value	Label	Cases	Weighted	Percentage (weighted)
2	Rupture of diplomatic relations	1	0.998	25.0%
3	Armed border conflict	1	0.998	25.0%
4	Mass riots	1	1.996	50.0%

File database_taj (cont.)

#165 q40cp_2: (Q40C Primary, 2nd). In which form can the conflict be between Tajikistan and Tu (cont.)

Value (cont.)	Label	Cases	Weighted	Percentage (weighted)
Sysmiss		1497	1496.007	

#166 q40c_1: (Q40C Secondary, 1st). In which form can the conflict be between Tajikistan and

Information	[type=discrete] [format=numeric] [valid=28] [valid(weighted)=31.156] [range=1-9]			
Literal question	In which form can the conflict be between Tajikistan and Turkmenistan?			
Security	Public			
Value	Label	Cases	Weighted	Percentage (weighted)
1	Rupture of diplomatic relations	10	11.725	37.6%
2	Armed conflict	5	5.921	19.0%
3	Mass riots	3	2.336	7.5%
4	Slight use of physical force	2	1.891	6.1%
5	Swearing, insults	2	1.607	5.2%
9	DK/NR	6	7.675	24.6%
Sysmiss		1472	1468.844	

#167 q40c_2: (Q40C Secondary, 2nd). In which form can the conflict be between Tajikistan and

Information	[type=discrete] [format=numeric] [valid=3] [valid(weighted)=3.993] [range=1-3]			
Literal question	In which form can the conflict be between Tajikistan and Turkmenistan?			
Security	Public			
Value	Label	Cases	Weighted	Percentage (weighted)
1	Rupture of diplomatic relations	1	0.998	25.0%
2	Armed conflict	1	0.998	25.0%
3	Mass riots	1	1.996	50.0%
Sysmiss		1497	1496.007	

#168 q39d1: (Q39D1). Can a conflict be between Tajikistan and Uzbekistan?

Information	[type=discrete] [format=numeric] [valid=54] [valid(weighted)=54.442] [range=1-9]			
Literal question	Can a conflict be between Tajikistan and Uzbekistan?			
Security	Public			
Value	Label	Cases	Weighted	Percentage (weighted)
1	Yes	15	13.337	24.5%
2	No	27	28.507	52.4%
9	DK/NR	12	12.598	23.1%
Sysmiss		1446	1445.558	

File database_taj_(cont.)

#169 q39d2p_1: (Q39D2 Primary, 1st). Because of which reasons the conflict can be between Tajik

Information	[type=discrete] [format=numeric] [valid=15] [valid(weighted)=13.337] [range=2-99]			
Literal question	Because of which reasons the conflict can be between Tajikistan and Uzbekistan?			
Security	Public			
Value	Label	Cases	Weighted	Percentage (weighted)
2	Roads (borders) are closed, so people have problems to visit	1	1.043	7.8%
14	Due to drugs (transportation, transit, trade)	1	1.343	10.1%
33	Because of the border (border clashes)	1	0.336	2.5%
50	The problem of the territories with planted mines	3	2.971	22.3%
51	Disagreements between Uzbeks and Tajiks	1	1.52	11.4%
99	DK/NR	8	6.125	45.9%
Sysmiss		1485	1486.663	

#170 q39d2p_2: (Q39D2 Primary, 2nd). Because of which reasons the conflict can be between Tajik

Information	[type=discrete] [format=numeric] [valid=1] [valid(weighted)=1.343] [range=52-52]			
Literal question	Because of which reasons the conflict can be between Tajikistan and Uzbekistan?			
Security	Public			
Value	Label	Cases	Weighted	Percentage (weighted)
52	Tajiks are prohibited to move to Uzbekistan	1	1.343	100.0%
Sysmiss		1499	1498.657	

#171 q39d2_1: (Q39D2 Second). Because of which reasons the conflict can be between Tajikistan

Information	[type=discrete] [format=numeric] [valid=15] [valid(weighted)=13.337] [range=1-99]			
Literal question	Because of which reasons the conflict can be between Tajikistan and Uzbekistan?			
Security	Public			
Value	Label	Cases	Weighted	Percentage (weighted)
1	Mines are planted at the border, border crossing related ten	6	5.869	44.0%
2	Other	1	1.343	10.1%
99	DK/NR	8	6.125	45.9%
Sysmiss		1485	1486.663	

#172 q40dp_1: (Q40D, Primary, 1st). In which form can the conflict be between Tajikistan and U

Information	[type=discrete] [format=numeric] [valid=15] [valid(weighted)=13.337] [range=1-99]			
Literal question	In which form can the conflict be between Tajikistan and Uzbekistan?			
Security	Public			
Value	Label	Cases	Weighted	Percentage (weighted)
1	War	1	1.52	11.4%

File database_taj (cont.)**#172 q40dp_1: (Q40D, Primary, 1st). In which form can the conflict be between Tajikistan and U** (cont.)

Value (cont.)	Label	Cases	Weighted	Percentage (weighted)
2	Rupture of diplomatic relations	3	3.429	25.7%
3	Armed border conflict	1	0.956	7.2%
4	Mass riots	5	4.028	30.2%
5	Slight use of physical force	1	0.522	3.9%
6	Swearing, insults	1	0.629	4.7%
99	DK/NR	3	2.253	16.9%
Sysmiss		1485	1486.663	

#173 q40dp_2: (Q40D, Primary, 2nd). In which form can the conflict be between Tajikistan and U

Information	[type=discrete] [format=numeric] [valid=3] [valid(weighted)=3.385] [range=2-6]			
Literal question	In which form can the conflict be between Tajikistan and Uzbekistan?			
Security	Public			
Value	Label	Cases	Weighted	Percentage (weighted)
2	Rupture of diplomatic relations	1	1.52	44.9%
4	Mass riots	1	1.343	39.7%
6	Swearing, insults	1	0.522	15.4%
Sysmiss		1497	1496.615	

#174 q40dp_3: (Q40D, Primary, 3rd). In which form can the conflict be between Tajikistan and U

Information	[type=discrete] [format=numeric] [valid=2] [valid(weighted)=2.863] [range=3-6]			
Literal question	In which form can the conflict be between Tajikistan and Uzbekistan?			
Security	Public			
Value	Label	Cases	Weighted	Percentage (weighted)
3	Armed border conflict	1	1.52	53.1%
6	Swearing, insults	1	1.343	46.9%
Sysmiss		1498	1497.137	

#175 q40dp_4: (Q40D, Primary, 4th). In which form can the conflict be between Tajikistan and U

Information	[type=discrete] [format=numeric] [valid=1] [valid(weighted)=1.52] [range=4-4]			
Literal question	In which form can the conflict be between Tajikistan and Uzbekistan?			
Security	Public			
Value	Label	Cases	Weighted	Percentage (weighted)
4	Mass riots	1	1.52	100.0%
Sysmiss		1499	1498.48	

File database_taj (cont.)**#176 q40dp_5: (Q40D, Primary, 5th). In which form can the conflict be between Tajikistan and U**

Information	[type=discrete] [format=numeric] [valid=1] [valid(weighted)=1.52] [range=5-5]			
Literal question	In which form can the conflict be between Tajikistan and Uzbekistan?			
Security	Public			
Value	Label	Cases	Weighted	Percentage (weighted)
5	Slight use of physical force	1	1.52	100.0%
Sysmiss		1499	1498.48	

#177 q40d_1: (Q40D, Secondary, 1st). In which form can the conflict be between Tajikistan and

Information	[type=discrete] [format=numeric] [valid=15] [valid(weighted)=13.337] [range=1-9]			
Literal question	In which form can the conflict be between Tajikistan and Uzbekistan?			
Security	Public			
Value	Label	Cases	Weighted	Percentage (weighted)
1	Mass riots	5	4.028	30.2%
2	Rupture of diplomatic relations	3	3.429	25.7%
3	Swearing, insults	1	0.629	4.7%
4	Armed conflict	2	2.476	18.6%
5	Slight use of physical force	1	0.522	3.9%
9	DK/NR	3	2.253	16.9%
Sysmiss		1485	1486.663	

#178 q40d_2: (Q40D, Secondary, 2nd). In which form can the conflict be between Tajikistan and

Information	[type=discrete] [format=numeric] [valid=3] [valid(weighted)=3.385] [range=1-3]			
Literal question	In which form can the conflict be between Tajikistan and Uzbekistan?			
Security	Public			
Value	Label	Cases	Weighted	Percentage (weighted)
1	Mass riots	1	1.343	39.7%
2	Rupture of diplomatic relations	1	1.52	44.9%
3	Swearing, insults	1	0.522	15.4%
Sysmiss		1497	1496.615	

#179 q40d_3: (Q40D, Secondary, 3rd). In which form can the conflict be between Tajikistan and

Information	[type=discrete] [format=numeric] [valid=2] [valid(weighted)=2.863] [range=1-3]			
Literal question	In which form can the conflict be between Tajikistan and Uzbekistan?			
Security	Public			
Value	Label	Cases	Weighted	Percentage (weighted)
1	Mass riots	1	1.52	53.1%
3	Swearing, insults	1	1.343	46.9%
Sysmiss		1498	1497.137	

File database_taj (cont.)

#180 q40d_4: (Q40D, Secondary, 4th). In which form can the conflict be between Tajikistan and

Information	[type=discrete] [format=numeric] [valid=1] [valid(weighted)=1.52] [range=5-5]			
Literal question	In which form can the conflict be between Tajikistan and Uzbekistan?			
Security	Public			
Value	Label	Cases	Weighted	Percentage (weighted)
5	Slight use of physical force	1	1.52	100.0%
Sysmiss		1499	1498.48	

#181 q41: (Q41). Which is more important to you, your ethnicity or your citizenship?

Information	[type=discrete] [format=numeric] [valid=1500] [valid(weighted)=1500] [range=1-9]			
Literal question	Which is more important to you, your ethnicity or your citizenship?			
Security	Public			
Value	Label	Cases	Weighted	Percentage (weighted)
1	Nationality	357	388.649	25.9%
2	Citizenship	130	111.733	7.4%
3	EQUALLY IMPORTANT	895	882.775	58.9%
4	DO NOT CARE ABOUT EITHER	79	74.841	5.0%
9	DK/NR	39	42.003	2.8%

#182 q42: (Q42). How would you estimate current relations among people of different ethnic

Information	[type=discrete] [format=numeric] [valid=1500] [valid(weighted)=1500] [range=1-9]			
Literal question	How would you estimate current relations among people of different ethnic groups in Tajikistan?			
Security	Public			
Value	Label	Cases	Weighted	Percentage (weighted)
1	Very good	408	399.299	26.6%
2	Somewhat good	580	581.053	38.7%
3	Somewhat bad	46	45.276	3.0%
4	Very bad	25	24.167	1.6%
9	DK/NR	441	450.205	30.0%

#183 q431p_1: (Q431 Primary, 1st). Why do you estimate current relations among people of diffe

Information	[type=discrete] [format=numeric] [valid=988] [valid(weighted)=980.352] [range=1-999]			
Literal question	Why do you estimate current relations among people of different ethnic groups in Tajikistan as good relations?			
Security	Public			
Value	Label	Cases	Weighted	Percentage (weighted)
1	I have never heard anyone quarrel / conflict	11	12.807	1.3%
2	We contact them freely	4	2.402	0.2%
4	We do not quarrel, live peacefully / There`s no conflict bet	112	113	11.5%
5	Our people is friendly	13	13.488	1.4%

File database_taj_(cont.)

#183 q431p_1: (Q431 Primary, 1st). Why do you estimate current relations among people of diffe (cont.)

Value (cont.)	Label	Cases	Weighted	Percentage (weighted)
6	Because we respect each other	30	28.062	2.9%
7	People live peacefully / Our friends are people of different	111	108.077	11.0%
8	In our country people are not divided according to their eth	36	34.089	3.5%
10	Our attitude towards them is good / Good relations	73	68.096	6.9%
11	In our mahalla people of different ethnicities live together	5	7.735	0.8%
12	Owing to the state policy	3	4.916	0.5%
13	People act jointly / Together solve problems	6	4.847	0.5%
14	Nobody commands people of other ethnicity	2	1.672	0.2%
16	People share bread with each other	3	2.674	0.3%
18	We have been living together since many years	4	4.182	0.4%
20	Ethnicities do not oppose each other	2	3.076	0.3%
21	Neighbours treat all equally well	2	2.482	0.3%
22	We all live similarly	11	8.682	0.9%
23	In our country the most essential thing is to preserve peace	5	5.596	0.6%
24	People of other ethnicities are not driven off in our countr	1	1.485	0.2%
25	In our country people of different ethnicites are not treat	4	3.684	0.4%
27	There is understanding between people	74	65.339	6.7%
28	We (they) became very close to each other / We meet as if we	39	44.673	4.6%
29	People of different ethnicities live in the neighbourhood, p	22	23.074	2.4%
30	We help to each other	9	9.653	1.0%
31	Constitution is one and the same for all	4	3.313	0.3%
32	We have no problems related to different ethnicities	5	7.722	0.8%
33	We do nothing bad to them	3	4.012	0.4%
34	We live like a single family	1	3.743	0.4%
36	As Uzbeks are a peaceful, friendly people	2	1.057	0.1%
37	We shall respect people, that treat us well	2	1.52	0.2%
40	Elderly people treat well, whereas the youth's relation is b	1	1.565	0.2%
42	Uzbeks are a hospitable people	4	3.147	0.3%
45	All ethnicities are hospitable	1	0.603	0.1%
47	Everybody wants to live in peace (no to war)	3	3.075	0.3%
49	There are no conflicts between us	9	8.22	0.8%
52	There's no war	1	1.043	0.1%
53	All respect each other (mutual respect)	4	4.788	0.5%
54	There are good conditions for a peaceful life	3	1.978	0.2%
55	President reassures everybody`ll / President's policy	2	1.303	0.1%

File database_taj (cont.)

#183 q431p_1: (Q431 Primary, 1st). Why do you estimate current relations among people of diffe (cont.)

Value (cont.)	Label	Cases	Weighted	Percentage (weighted)
57	As compared with other states we live more peacefully (bett	1	2.135	0.2%
58	Nobody persecutes representatives of other ethnicities	1	0.956	0.1%
60	We are all people - no bad ethnicities exist	1	0.673	0.1%
64	Relations have improved	1	0.926	0.1%
65	Nowadays all have similar problems (be it Russians, or Uzbek	3	1.647	0.2%
66	We have no disagreements and the government treats all equal	1	1.661	0.2%
67	We have always been living in peace and accord with other et	2	2.767	0.3%
70	I have many friends of different ethnicities	1	1.939	0.2%
71	People do not conflict	1	0.478	0.0%
81	We learn many things from different nations	1	0.442	0.0%
82	We respect various ethnicities residing in Uzbekistan	1	0.917	0.1%
83	We have nothing to divide	1	1.83	0.2%
91	They are few	8	9.036	0.9%
92	We have no nationalism, we are no nationalists	13	13.848	1.4%
95	Do not separate, as ethnicities have intermingled (internati	2	1.345	0.1%
96	Many ethnicities all work together	7	8.328	0.8%
99	People are very tolerant towards people of different ethnici	1	0.632	0.1%
104	Other ethnicities live well (respondent-Uzbek)	2	1.918	0.2%
108	Very tolerant	1	1	0.1%
109	Good relationships	3	4.124	0.4%
113	If there are any ethnicity related infringement, they are ve	1	0.997	0.1%
115	This is how Muslims are brought up	1	0.579	0.1%
122	Representative of other ethnicities learn and work together	2	1.221	0.1%
125	All ethnicities enjoy equal rights	15	13.669	1.4%
126	Our children study with people of different ethnicities	21	20.272	2.1%
128	Different ethnicities have nothing to divide, as problems a	8	8.207	0.8%
129	Different ethnicities live in one country, which means that	1	0.594	0.1%
141	Relations have always been better	2	3.004	0.3%
143	We have accustomed to each other	1	0.328	0.0%
144	There are no humiliations	2	3.187	0.3%
150	People of other ethnicities work well in Tajikistan	3	4.372	0.4%
151	We respect customs and traditions of people of other ethnici	4	2.377	0.2%

File database_taj_(cont.)#183 q431p_1: (Q431 Primary, 1st). Why do you estimate current relations among people of diffe_(cont.)

Value (cont.)	Label	Cases	Weighted	Percentage (weighted)
152	Everybody follows his own way, we mind our own business and	16	12.611	1.3%
153	Since ancient times we have been living together, our cultur	5	8.033	0.8%
154	Doing bad thing will lead to nothing good	2	2.443	0.2%
156	Together promoted to Tajikistan`s development	3	3.573	0.4%
157	After proclamation of Tajikistan`s independence relations ke	2	1.92	0.2%
158	Tajiks and Uzbeks share one religion and that is why they wa	1	0.877	0.1%
159	We, Tajiks, want to live in peace and friendly	2	2.046	0.2%
160	We are not Nazi	1	2.071	0.2%
161	Everybody has his own economic, familial problems	4	6.238	0.6%
162	Trust towards each other has restored	1	0.599	0.1%
163	I feel friendliness towards myself (in Tajikistan a responde	2	2.426	0.2%
164	We equally participate in work	1	1.155	0.1%
165	As compared with last year, the relations between Uzbeks and	2	1.445	0.1%
166	It`s a mentality	1	1.043	0.1%
167	All live freely	18	16.001	1.6%
168	Life has improved	1	1.043	0.1%
169	Because Dushane is a very hospitable city	1	1.043	0.1%
170	We, Tajiks, are not spiteful	1	1.221	0.1%
171	The war between Tajiks does not involve other ethnicities	1	0.977	0.1%
172	Earlier few other ethnicities went to our country	1	1.564	0.2%
173	Mutual trade and contacts	2	1.261	0.1%
174	As it`s the effect of that time (USSR), when the ethnicity h	3	3.928	0.4%
175	We participate in all traditional events and customs	2	2.318	0.2%
178	Economic position brings people closer	1	0.499	0.1%
179	Tajiks and Uzbeks have always lived and worked together	1	1.576	0.2%
180	They are nice people	1	0.912	0.1%
181	We trust each other	1	1.543	0.2%
182	Tajiks are no nationalists	12	10.495	1.1%
183	All are equal	17	14.923	1.5%
184	Our whole families are befriended	1	0.905	0.1%
185	We live in a democratic society	1	0.341	0.0%
186	To visit each other, have friendly relations and do business	1	0.682	0.1%
188	Now under life`s pressure we have to go to other cities to b	1	0.682	0.1%
189	We have accustomed to each other	1	1.704	0.2%

File database_taj_(cont.)#183 q431p_1: (Q431 Primary, 1st). Why do you estimate current relations among people of diffe_(cont.)

Value (cont.)	Label	Cases	Weighted	Percentage (weighted)
190	We have civic society	2	2.045	0.2%
191	People have an opportunity to go to other countries	1	1.023	0.1%
192	As compared with previous years the relations between differ	1	0.341	0.0%
193	Our children are friends	1	1.206	0.1%
194	They all live in Tajikistan	3	1.677	0.2%
195	Tajikistans value fraternal relationships	1	2.183	0.2%
196	Earlier we went to neighbouring countries, that is why the p	1	0.624	0.1%
197	People of other ethnicities feel freely	1	0.959	0.1%
198	Other ethnicities are wholly ensured with freedom	7	6.392	0.7%
199	A friend in need is a friend indeed	1	0.998	0.1%
200	A similar life	1	0.998	0.1%
201	We visit each other	2	2.482	0.3%
202	For other ethnicities there are schools	3	2.846	0.3%
203	They can study freely and they are not oppressed	1	1.278	0.1%
204	We do not experience envy and hatred towards each other	2	0.664	0.1%
205	There are bad and nice people in each nation	1	0.0737	0.0%
207	As in Tajikistan there are few other ethnicities left	19	17.021	1.7%
208	We do not abuse each other	1	0.666	0.1%
210	Civic society	2	2.349	0.2%
211	Democratic society	1	0.671	0.1%
212	A hospitable people	2	1.194	0.1%
213	Other ethnicities have free life and culture	1	1.278	0.1%
214	They live freely and work in our country	4	3.196	0.3%
215	People of other ethnicity live a more free life than we do	1	0.639	0.1%
216	The Constitution of RT states that each citizen, regardless	1	0.624	0.1%
218	Nobody abuses us	1	0.936	0.1%
219	For improvement (of relations) time is needed	1	0.673	0.1%
220	In some places relations are goods wagers in some they are b	1	0.624	0.1%
221	To restore recent ties	1	0.597	0.1%
222	Friendly relations	4	2.655	0.3%
223	Protectionism is not spread in Tajikistan	1	1.886	0.2%
233	Ethnicity is irrelevant for me	1	0.943	0.1%
234	We are a peaceful people	3	4.832	0.5%
235	We have no prejudice against other ethnicities	1	1.167	0.1%
236	There are few people of other ethnicities and	3	1.459	0.1%

File database_taj_(cont.)#183 q431p_1: (Q431 Primary, 1st). Why do you estimate current relations among people of diffe_(cont.)

Value (cont.)	Label	Cases	Weighted	Percentage (weighted)
	we regard them			
237	We have one Motherland - Tajikistan	1	1.903	0.2%
998	Answer misses the point	17	18.381	1.9%
999	DK/NR	41	44.488	4.5%
Sysmiss		512	519.648	

#184 q431p_2: (Q431 Primary, 2nd). Why do you estimate current relations among people of diffe

Information	[type=discrete] [format=numeric] [valid=43] [valid(weighted)=42.221] [range=4-217]			
Literal question	Why do you estimate current relations among people of different ethnic groups in Tajikistan as good relations?			
Security	Public			
Value	Label	Cases	Weighted	Percentage (weighted)
4	We do not quarrel, live peacefully / There's no conflict bet	3	3.7	8.8%
6	Because we respect each other	2	2.175	5.2%
7	People live peacefully / Our friends are people of different	3	1.848	4.4%
8	In our country people are not divided according to their eth	4	3.587	8.5%
10	Our attitude towards them is good / Good relations	2	1.002	2.4%
12	Owing to the state policy	1	1.461	3.5%
22	We all live similarly	1	0.164	0.4%
23	In our country the most essential thing is to preserve peace	1	0.665	1.6%
27	There is understanding between people	1	1.519	3.6%
28	We (they) became very close to each other / We meet as if we	5	4.665	11.0%
30	We help to each other	2	0.645	1.5%
49	There are no conflicts between us	3	2.749	6.5%
50	People do not listen to people, who want wars	1	0.766	1.8%
105	All ethnicities live well	1	1.261	3.0%
109	Good relationships	1	0.608	1.4%
125	All ethnicities enjoy equal rights	3	1.89	4.5%
155	Good economic relations	1	2.63	6.2%
161	Everybody has his own economic, familial problems	1	0.898	2.1%
183	All are equal	1	1.343	3.2%
193	Our children are friends	1	0.603	1.4%
201	We visit each other	3	5.547	13.1%
212	A hospitable people	1	1.83	4.3%
217	Tajikistan is a lawful state	1	0.665	1.6%
Sysmiss		1457	1457.779	

File database_taj (cont.)

#185 q431p_3: (Q431 Primary, 3rd). Why do you estimate current relations among people of diffe

Information	[type=discrete] [format=numeric] [valid=1] [valid(weighted)=1.375] [range=126-126]			
Literal question	Why do you estimate current relations among people of different ethnic groups in Tajikistan as good relations?			
Security	Public			
Value	Label	Cases	Weighted	Percentage (weighted)
126	Our children study with people of different ethnicities	1	1.375	100.0%
Sysmiss		1499	1498.625	

#186 q431_1: (Q431 Secondary, 1st). Why do you estimate current relations among people of dif

Information	[type=discrete] [format=numeric] [valid=988] [valid(weighted)=980.352] [range=1-99]			
Literal question	Why do you estimate current relations among people of different ethnic groups in Tajikistan as good relations?			
Security	Public			
Value	Label	Cases	Weighted	Percentage (weighted)
1	Relations between different ethnicities good, friendly	304	310.614	31.7%
2	Relations between different ethnicities are tolerant and pea	600	580.456	59.2%
3	Peaceful relations are supported by the state	18	18.434	1.9%
4	Other	8	7.979	0.8%
98	Answer misses the point	17	18.381	1.9%
99	DK/NR	41	44.488	4.5%
Sysmiss		512	519.648	

#187 q431_2: (Q431 Secondary, 2nd). Why do you estimate current relations among people of dif

Information	[type=discrete] [format=numeric] [valid=27] [valid(weighted)=24.058] [range=1-4]			
Literal question	Why do you estimate current relations among people of different ethnic groups in Tajikistan as good relations?			
Security	Public			
Value	Label	Cases	Weighted	Percentage (weighted)
1	Relations between different ethnicities good, friendly	11	6.904	28.7%
2	Relations between different ethnicities are tolerant and pea	13	12.397	51.5%
3	Peaceful relations are supported by the state	2	2.127	8.8%
4	Other	1	2.63	10.9%
Sysmiss		1473	1475.942	

#188 q432p_1: (Q432 Primary). Why do you estimate current relations among people of different

Information	[type=discrete] [format=numeric] [valid=71] [valid(weighted)=69.443] [range=1-999]			
Literal question	Why do you estimate current relations among people of different ethnic groups in Tajikistan as bad relations?			
Security	Public			

File database_taj_(cont.)

#188 q432p_1: (Q432 Primary). Why do you estimate current relations among people of different (cont.)

Value	Label	Cases	Weighted	Percentage (weighted)
1	People have no respect towards each other / ceased to respect	17	15.337	22.1%
7	Ethnicity division has begun, nationalism	4	5.058	7.3%
9	Do not understand each other	1	0.875	1.3%
10	There is a division according to ethnicity, nationalism	7	6.017	8.7%
11	People are envious of each other	1	1.565	2.3%
12	People do not believe (do not trust) each other	4	2.758	4.0%
14	They are accusing each other, particularly because of ethnic	2	1.862	2.7%
16	People turned into poor and evil	1	1.546	2.2%
17	Due to poverty	1	0.515	0.7%
20	All Russians have left	1	0.682	1.0%
26	They do not employ due to ethnicity	1	0.599	0.9%
28	Due to overall shortage people are angry with each other	2	2.461	3.5%
35	In our mahalla one still can hear "Uzbek" - "vovchik"	1	2.02	2.9%
36	The State does not consider other peoples	1	0.599	0.9%
37	In our mahalla Tajiks and Uzbeks are not on very friendly terms	1	0.577	0.8%
38	Nationalistic moods among inhabitants of our village has been	3	3.222	4.6%
39	Division according to ethnicity and region exists	1	1.043	1.5%
40	Absence of friendship	1	0.949	1.4%
41	Everybody thinks only about himself	1	0.521	0.8%
42	We turned into refugees and should obey them, you think?	1	0.682	1.0%
43	Sometimes one may see the youth treating Russian speaking people	1	1.872	2.7%
44	They are self-centered, do not regard common people	1	0.0737	0.1%
45	Relations have deteriorated	1	0.666	1.0%
48	Specialists leave Tajikistan	1	1.661	2.4%
49	This is because of civil war	1	1.558	2.2%
50	After the war nobody trusts each other any more	1	0.309	0.4%
51	Minor quarrels turn into big rows	1	1.044	1.5%
52	An individual is not appreciated, human life costs nothing	1	0.522	0.8%
53	In Tajikistan there are individuals, which divide people apart	1	1.329	1.9%
54	Sometimes Tajiks consider themselves superior to Uzbeks and	2	2.69	3.9%
55	Uzbeks and Tajiks often insult each other	1	0.673	1.0%
56	For some reason Uzbeks are disliked	1	1.345	1.9%
57	Bad relations with Uzbeks, as they do not	1	0.673	1.0%

File database_taj (cont.)#188 **q432p_1: (Q432 Primary). Why do you estimate current relations among people of different** (cont.)

Value (cont.)	Label	Cases	Weighted	Percentage (weighted)
	permit to pass via			
58	They are unaware of our customs and traditions	1	1.447	2.1%
999	DK/NR	4	4.694	6.8%
Sysmiss		1429	1430.557	

#189 **q432_1: (Q432 Secondary). Why do you estimate current relations among people of differen**

Information	[type=discrete] [format=numeric] [valid=71] [valid(weighted)=69.443] [range=1-9]			
Literal question	Why do you estimate current relations among people of different ethnic groups in Tajikistan as bad relations?			
Security	Public			
Value	Label	Cases	Weighted	Percentage (weighted)
1	Due to the past war	3	3.887	5.6%
2	Due to poverty and distrust to each other	29	26.174	37.7%
3	Due to increasing nationalism and sharpening of interethnic	28	27.715	39.9%
4	Other	7	6.974	10.0%
9	DK/NR	4	4.694	6.8%
Sysmiss		1429	1430.557	

#190 **q44_a: (Q44_A). How much do you feel in common with Tajiks?**

Information	[type=discrete] [format=numeric] [valid=1500] [valid(weighted)=1500] [range=1-9]			
Literal question	How much do you feel in common with Tajiks?			
Security	Public			
Value	Label	Cases	Weighted	Percentage (weighted)
1	Much	757	771.45	51.4%
2	Little	373	362.767	24.2%
3	Nothing	327	317.373	21.2%
9	DK/NR	43	48.41	3.2%

#191 **q44_b: (Q44_B). How much do you feel in common with Russians?**

Information	[type=discrete] [format=numeric] [valid=1500] [valid(weighted)=1500] [range=1-9]			
Literal question	How much do you feel in common with Russians?			
Security	Public			
Value	Label	Cases	Weighted	Percentage (weighted)
1	Much	382	380.341	25.4%
2	Little	440	419.391	28.0%
3	Nothing	593	612.156	40.8%
9	DK/NR	85	88.111	5.9%

File database_taj (cont.)

#192 q44_c: (Q44_C). How much do you feel in common with Uzbeks?

Information	[type=discrete] [format=numeric] [valid=1500] [valid(weighted)=1500] [range=1-9]			
Literal question	How much do you feel in common with Uzbeks?			
Security	Public			
Value	Label	Cases	Weighted	Percentage (weighted)
1	Much	1317	1324.845	88.3%
2	Little	102	86.484	5.8%
3	Nothing	15	13.107	0.9%
9	DK/NR	66	75.565	5.0%

#193 q45_a: (Q45_A). How will change the current relations between people of different natio

Information	[type=discrete] [format=numeric] [valid=1500] [valid(weighted)=1500] [range=1-9]			
Literal question	How will change the current relations between people of different nationalities in Tajikistan over the next year?			
Security	Public			
Value	Label	Cases	Weighted	Percentage (weighted)
1	Improve	666	653.945	43.6%
2	About the same	643	654.22	43.6%
3	Worsen	23	21.852	1.5%
9	DK/NR	168	169.983	11.3%

#194 q45_b: (Q45_B). How will change the current relations between people of different natio

Information	[type=discrete] [format=numeric] [valid=1500] [valid(weighted)=1500] [range=1-9]			
Literal question	How will change the current relations between people of different nationalities in Tajikistan over the next five years?			
Security	Public			
Value	Label	Cases	Weighted	Percentage (weighted)
1	Improve	857	854.88	57.0%
2	About the same	357	366.852	24.5%
3	Worsen	36	34.995	2.3%
9	DK/NR	250	243.273	16.2%

#195 q45_c: (Q45_C). How will change the current relations between people of different natio

Information	[type=discrete] [format=numeric] [valid=1500] [valid(weighted)=1500] [range=1-9]			
Literal question	How will change the current relations between people of different nationalities in Tajikistan over the next five years?			
Security	Public			
Value	Label	Cases	Weighted	Percentage (weighted)
1	Improve	981	975.933	65.1%
2	About the same	199	200.371	13.4%
3	Worsen	24	26.609	1.8%

File database_taj (cont.)

#195 q45_c: (Q45_C). How will change the current relations between people of different natio (cont.)

Value (cont.)	Label	Cases	Weighted	Percentage (weighted)
9	DK/NR	296	297.086	19.8%

#196 q46_a: (Q46_A). How do you rate policy of our government towards Russians living in Taj

Information	[type=discrete] [format=numeric] [valid=1500] [valid(weighted)=1500] [range=1-9]			
Literal question	How do you rate policy of our government towards Russians living in Tajikistan?			
Security	Public			
Value	Label	Cases	Weighted	Percentage (weighted)
1	Very fair	949	944.509	63.0%
2	Somewhat fair	361	354.82	23.7%
3	Somewhat unfair	41	49.445	3.3%
4	Very unfair	15	14.614	1.0%
9	DK/NR	134	136.612	9.1%

#197 q46_b: (Q46_B). How do you rate policy of our government towards Tajiks living in Tajik

Information	[type=discrete] [format=numeric] [valid=1500] [valid(weighted)=1500] [range=1-9]			
Literal question	How do you rate policy of our government towards Tajiks living in Tajikistan?			
Security	Public			
Value	Label	Cases	Weighted	Percentage (weighted)
1	Very fair	873	851.091	56.7%
2	Somewhat fair	447	464.884	31.0%
3	Somewhat unfair	46	49.456	3.3%
4	Very unfair	10	12.365	0.8%
9	DK/NR	124	122.205	8.1%

#198 q47: (Q47). In the last several years, have you experienced instances of discriminati











Information	[type=discrete] [format=numeric] [valid=1500] [valid(weighted)=1500] [range=1-9]			
Literal question	In the last several years, have you experienced instances of discrimination because of your ethnicity in Tajikistan?			
Security	Public			
Value	Label	Cases	Weighted	Percentage (weighted)
1	Yes	18	19.774	1.3%
2	No	1350	1345.59	89.7%
9	DK/NR	132	134.636	9.0%

#199 q48p_1: (Q48 Primary). In what form was expressed discrimination of your rights in Tajik





Information	[type=discrete] [format=numeric] [valid=18] [valid(weighted)=19.774] [range=12-999]			
Literal question	In what form was expressed discrimination of your rights in Tajikistan because of your nationality?			

File database_taj (cont.)





#199 q48p_1: (Q48 Primary). In what form was expressed discrimination of your rights in Tajik (cont.)

Security		Public		
Value	Label	Cases	Weighted	Percentage (weighted)
12	Insulted my ethnicity	1	0.671	 3.4%
19	During Civil War my property was confiscated and I am still	1	1.479	 7.5%
20	I worked at a plant, Uzbeks bought it out and do not employ	1	1.183	 6.0%
21	One can feel hatred	1	0.499	 2.5%
22	Every day at the market police abuses our rights	1	1.329	 6.7%
23	Due to ignorance of language	1	1.546	 7.8%
25	Nationalism	2	1.872	 9.5%
26	Urban Tajiks called me, Tajik, "kashkar" when I went to ea	1	0.673	 3.4%
998	Answer misses the point	6	6.664	 33.7%
999	DK/NR	3	3.857	 19.5%
Sysmiss		1482	1480.226	

#200 q48_1: (Q48 Secondary). In what form was expressed discrimination of your rights in Taj

Information		[type=discrete] [format=numeric] [valid=18] [valid(weighted)=19.774] [range=1-9]		
Literal question		In what form was expressed discrimination of your rights in Tajikistan because of your nationality?		
Security		Public		
Value	Label	Cases	Weighted	Percentage (weighted)
1	Rights infringement by Interior affaires bodies	1	1.329	 6.7%
2	Other	8	7.923	 40.1%
8	Answer misses the point	6	6.664	 33.7%
9	DK/NR	3	3.857	 19.5%
Sysmiss		1482	1480.226	

#201 q49: (Q49). Have new people moved to your village or city for work or for living in t

Information		[type=discrete] [format=numeric] [valid=1500] [valid(weighted)=1500] [range=1-9]		
Literal question		Have new people moved to your village or city for work or for living in the last few years?		
Security		Public		
Value	Label	Cases	Weighted	Percentage (weighted)
1	Yes	143	144.841	 9.7%
2	Yes, my family and I moved here	12	11.476	 0.8%
3	No	1049	1054.793	 70.3%
9	DK/NR	296	288.889	 19.3%

File database_taj_(cont.)

#202 q50p_1: (Q50 Primary). Where are people have coming for work or for living come from?

Information	[type=discrete] [format=numeric] [valid=143] [valid(weighted)=144.841] [range=1-99]			
Literal question	Where are people have coming for work or for living come from?			
Security	Public			
Value	Label	Cases	Weighted	Percentage (weighted)
1	From other district	21	20.766	14.3%
7	Russia	1	1.043	0.7%
8	Uzbekistan	3	3.4	2.3%
9	Arabiston	1	1.005	0.7%
10	Afghanistan	1	0.515	0.4%
11	Turkey	1	1.227	0.8%
98	FROM TAJIKISTAN'S OTHER REGION	103	101.747	70.2%
99	DK/NR	12	15.139	10.5%
Sysmiss		1357	1355.159	

#203 q50_1: (Q50 Secondary). Where are people have coming for work or for living come from?

Information	[type=discrete] [format=numeric] [valid=143] [valid(weighted)=144.841] [range=1-9]			
Literal question	Where are people have coming for work or for living come from?			
Security	Public			
Value	Label	Cases	Weighted	Percentage (weighted)
1	From Uzbekistan	3	3.4	2.3%
2	From other districts of the same region	21	20.766	14.3%
3	From other Tajikistan's region	107	105.536	72.9%
9	DK/NR	12	15.139	10.5%
Sysmiss		1357	1355.159	

#204 q51p: (Q51 Primary). Where did you and your family move from?

Information	[type=discrete] [format=numeric] [valid=12] [valid(weighted)=11.476] [range=1-99]			
Literal question	Where did you and your family move from?			
Security	Public			
Value	Label	Cases	Weighted	Percentage (weighted)
1	From other region	1	1.903	16.6%
2	Kyrgyzstan	1	1.043	9.1%
3	Tajikistan	1	0.328	2.9%
98	FROM TAJIKISTAN'S OTHER PROVINCE	8	7.334	63.9%
99	DK/NR	1	0.868	7.6%
Sysmiss		1488	1488.524	

#205 q51: (Q51 Secondary). Where did you and your family move from?

Information	[type=discrete] [format=numeric] [valid=12] [valid(weighted)=11.476] [range=1-9]			
--------------------	--	--	--	--

File database_taj (cont.)

#205 q51: (Q51 Secondary). Where did you and your family move from? (cont.)

Literal question		Where did you and your family move from?		
Security		Public		
Value	Label	Cases	Weighted	Percentage (weighted)
1	From other Tajikistan's region	8	7.334	63.9%
2	Other	3	3.274	28.5%
9	DK/NR	1	0.868	7.6%
Sysmiss		1488	1488.524	

#206 q52: (Q52). Are there any tensions between newcomers and local people?

Information		[type=discrete] [format=numeric] [valid=155] [valid(weighted)=156.318] [range=1-9]		
Literal question		Are there any tensions between newcomers and local people?		
Security		Public		
Value	Label	Cases	Weighted	Percentage (weighted)
1	Yes	7	6.401	4.1%
2	No	147	148.92	95.3%
9	DK/NR	1	0.997	0.6%
Sysmiss		1345	1343.682	

#207 q521p_1: (Q521 Primary). What conflicts between newcomers and local people are there?

Information		[type=discrete] [format=numeric] [valid=7] [valid(weighted)=6.401] [range=16-21]		
Literal question		What conflicts between newcomers and local people are there?		
Security		Public		
Value	Label	Cases	Weighted	Percentage (weighted)
16	Shortage of vacancies, regional division of ethnicities	1	1.043	16.3%
17	Political, regional	1	1.043	16.3%
18	Manner of speaking, behavior and Nazism	1	1.564	24.4%
20	Different development standards	3	2.087	32.6%
21	Misunderstanding each other	1	0.665	10.4%
Sysmiss		1493	1493.599	

#208 q521_1: (Q521 Secondary). What conflicts between newcomers and local people are there?

Information		[type=discrete] [format=numeric] [valid=7] [valid(weighted)=6.401] [range=1-2]		
Literal question		What conflicts between newcomers and local people are there?		
Security		Public		
Value	Label	Cases	Weighted	Percentage (weighted)
1	According to belonging to different regions	2	2.085	32.6%
2	Other	5	4.316	67.4%
Sysmiss		1493	1493.599	

File database_taj (cont.)**#209 q53_a: (Q53_A). What impact has borders between Tajikistan and other Central Asian coun**

Information	[type=discrete] [format=numeric] [valid=1500] [valid(weighted)=1500] [range=1-9]			
Literal question	What impact has borders between Tajikistan and other Central Asian countries had in trade, transport, transit across new borders?			
Security	Public			
Value	Label	Cases	Weighted	Percentage (weighted)
1	Very positive	200	198.895	13.3%
2	Positive	243	234.212	15.6%
3	No impact	101	98.013	6.5%
4	Negative	412	397.684	26.5%
5	Very negative	287	310.407	20.7%
9	DK/NR	257	260.789	17.4%

#210 q53_b: (Q53_B). What impact has borders between Tajikistan and other Central Asian coun

Information	[type=discrete] [format=numeric] [valid=1500] [valid(weighted)=1500] [range=1-9]			
Literal question	What impact has borders between Tajikistan and other Central Asian countries had in access to water?			
Security	Public			
Value	Label	Cases	Weighted	Percentage (weighted)
1	Very positive	138	141.466	9.4%
2	Positive	167	155.991	10.4%
3	No impact	378	396.339	26.4%
4	Negative	339	316.985	21.1%
5	Very negative	103	110.836	7.4%
9	DK/NR	375	378.383	25.2%

#211 q53_c: (Q53_C). What impact has borders between Tajikistan and other Central Asian coun

Information	[type=discrete] [format=numeric] [valid=1500] [valid(weighted)=1500] [range=1-9]			
Literal question	What impact has borders between Tajikistan and other Central Asian countries had in access to energy (electricity, fuel etc.)?			
Security	Public			
Value	Label	Cases	Weighted	Percentage (weighted)
1	Very positive	124	115.325	7.7%
2	Positive	134	124.764	8.3%
3	No impact	253	289.669	19.3%
4	Negative	451	411.855	27.5%
5	Very negative	213	221.673	14.8%
9	DK/NR	325	336.713	22.4%

#212 q53_d: (Q53_D). What impact has borders between Tajikistan and other Central Asian coun

Information	[type=discrete] [format=numeric] [valid=1500] [valid(weighted)=1500] [range=1-9]			
--------------------	--	--	--	--

File database_taj (cont.)

#212 q53_d: (Q53_D). What impact has borders between Tajikistan and other Central Asian coun (cont.)

Literal question	What impact has borders between Tajikistan and other Central Asian countries had in ability to make financial transactions for business?			
Security	Public			
Value	Label	Cases	Weighted	Percentage (weighted)
1	Very positive	134	122.606	8.2%
2	Positive	159	168.681	11.2%
3	No impact	186	175.617	11.7%
4	Negative	384	373.614	24.9%
5	Very negative	166	192.048	12.8%
9	DK/NR	471	467.435	31.2%

#213 q53_e: (Q53_E). What impact has borders between Tajikistan and other Central Asian coun

Information	[type=discrete] [format=numeric] [valid=1500] [valid(weighted)=1500] [range=1-9]			
Literal question	What impact has borders between Tajikistan and other Central Asian countries had for access to family, friends, or business associates?			
Security	Public			
Value	Label	Cases	Weighted	Percentage (weighted)
1	Very positive	136	131.319	8.8%
2	Positive	164	153.336	10.2%
3	No impact	119	113.184	7.5%
4	Negative	426	416.297	27.8%
5	Very negative	408	433.053	28.9%
9	DK/NR	247	252.811	16.9%

#214 q53_f: (Q53_F). What impact has borders between Tajikistan and other Central Asian coun

Information	[type=discrete] [format=numeric] [valid=1500] [valid(weighted)=1500] [range=1-9]			
Literal question	What impact has borders between Tajikistan and other Central Asian countries had in conflict, insecurity and crime?			
Security	Public			
Value	Label	Cases	Weighted	Percentage (weighted)
1	Very positive	175	177.646	11.8%
2	Positive	304	321.902	21.5%
3	No impact	268	255.114	17.0%
4	Negative	186	171.444	11.4%
5	Very negative	74	81.521	5.4%
9	DK/NR	493	492.373	32.8%

#215 q53_g: (Q53_G). What impact has borders between Tajikistan and other Central Asian coun

Information	[type=discrete] [format=numeric] [valid=1500] [valid(weighted)=1500] [range=1-9]			
Literal question	What impact has borders between Tajikistan and other Central Asian countries had in use and traffic of drugs?			

File database_taj (cont.)#215 **q53_g: (Q53_G). What impact has borders between Tajikistan and other Central Asian coun** (cont.)

Security		Public		
Value	Label	Cases	Weighted	Percentage (weighted)
1	Very positive	300	323.813	21.6%
2	Positive	309	305.106	20.3%
3	No impact	232	218.987	14.6%
4	Negative	155	140.592	9.4%
5	Very negative	78	83.718	5.6%
9	DK/NR	426	427.785	28.5%

#216 **q53_h: (Q53_H). What impact has borders between Tajikistan and other Central Asian coun**

Information		[type=discrete] [format=numeric] [valid=1500] [valid(weighted)=1500] [range=1-9]		
Literal question		What impact has borders between Tajikistan and other Central Asian countries had in ability to communicate in one common language?		
Security		Public		
Value	Label	Cases	Weighted	Percentage (weighted)
1	Very positive	235	228.304	15.2%
2	Positive	189	182.719	12.2%
3	No impact	275	266.713	17.8%
4	Negative	221	249.188	16.6%
5	Very negative	83	81.878	5.5%
9	DK/NR	497	491.199	32.7%

#217 **q54_a: (Q54_A). How do you rate border relations between Tajikistan and Kyrgyzstan over**

Information		[type=discrete] [format=numeric] [valid=1500] [valid(weighted)=1500] [range=1-9]		
Literal question		How do you rate border relations between Tajikistan and Kyrgyzstan over the last few years?		
Security		Public		
Value	Label	Cases	Weighted	Percentage (weighted)
1	Improved considerably	748	727.786	48.5%
2	Improved somewhat	400	406.549	27.1%
3	Has not changed	98	106.839	7.1%
4	Became worse	25	28.328	1.9%
5	Became significantly worse	2	1.671	0.1%
9	DK/NR	227	228.826	15.3%

#218 **q54_b: (Q54_B). How do you rate border relations between Tajikistan and Uzbekistan over**

Information		[type=discrete] [format=numeric] [valid=1500] [valid(weighted)=1500] [range=1-9]		
Literal question		How do you rate border relations between Tajikistan and Uzbekistan over the last few years?		
Security		Public		

File database_taj (cont.)

#218 q54_b: (Q54_B). How do you rate border relations between Tajikistan and Uzbekistan over (cont.)

Value	Label	Cases	Weighted	Percentage (weighted)
1	Improved considerably	314	292.519	19.5%
2	Improved somewhat	374	386.727	25.8%
3	Has not changed	316	322.278	21.5%
4	Became worse	188	191.214	12.7%
5	Became significantly worse	105	106.546	7.1%
9	DK/NR	203	200.715	13.4%

#219 q551p_1: (Q551 Primary, 1st). If you have traveled to Kazakhstan since 2000, what was the

Information	[type=discrete] [format=numeric] [valid=1500] [valid(weighted)=1500] [range=1-99]			
Literal question	If you have traveled to Kazakhstan since 2000, what was the purpose of your travel?			
Security	Public			
Value	Label	Cases	Weighted	Percentage (weighted)
1	Jobs search	25	27.755	1.9%
2	Trade, business	9	7.945	0.5%
3	Business trips	5	3.571	0.2%
4	To visit relatives and friends	4	6.591	0.4%
5	Recreation	2	1.305	0.1%
6	To do shopping	2	1.266	0.1%
14	In the course of a journey	1	1.03	0.1%
98	HAD NO TRAVELS	1445	1443.773	96.3%
99	DK/NR	7	6.765	0.5%

#220 q551p_2: (Q551 Primary, 2nd). If you have traveled to Kazakhstan since 2000, what was the

Information	[type=discrete] [format=numeric] [valid=3] [valid(weighted)=2.297] [range=4-6]			
Literal question	If you have traveled to Kazakhstan since 2000, what was the purpose of your travel?			
Security	Public			
Value	Label	Cases	Weighted	Percentage (weighted)
4	To visit relatives and friends	1	0.51	22.2%
6	To do shopping	2	1.786	77.8%
Sysmiss		1497	1497.703	

#221 q551_1: (Q551 Secondary, 1st). If you have traveled to Kazakhstan since 2000, what was t

Information	[type=discrete] [format=numeric] [valid=1500] [valid(weighted)=1500] [range=1-9]			
Literal question	If you have traveled to Kazakhstan since 2000, what was the purpose of your travel?			
Security	Public			
Value	Label	Cases	Weighted	Percentage (weighted)
1	Search of work	25	27.755	1.9%
2	Trade, business	9	7.945	0.5%

File database_taj (cont.)

#221 q551_1: (Q551 Secondary, 1st). If you have traveled to Kazakhstan since 2000, what was t (cont.)

Value (cont.)	Label	Cases	Weighted	Percentage (weighted)
3	Business trips	5	3.571	0.2%
4	To visit relatives, recreation	6	7.896	0.5%
5	To do shopping	2	1.266	0.1%
6	Other	1	1.03	0.1%
8	DID NOT TAKE ANY TRIPS	1445	1443.773	96.3%
9	DK/NR	7	6.765	0.5%

#222 q551_2: (Q551 Secondary, 2nd). If you have traveled to Kazakhstan since 2000, what was t

Information	[type=discrete] [format=numeric] [valid=3] [valid(weighted)=2.297] [range=4-5]			
Literal question	If you have traveled to Kazakhstan since 2000, what was the purpose of your travel?			
Security	Public			
Value	Label	Cases	Weighted	Percentage (weighted)
4	To visit relatives, recreation	1	0.51	22.2%
5	To do shopping	2	1.786	77.8%
Sysmiss		1497	1497.703	

#223 q552p_1: (Q552 Primary, 1st). If you have traveled to Kyrgyzstan since 2000, what was the

Information	[type=discrete] [format=numeric] [valid=1500] [valid(weighted)=1500] [range=1-99]			
Literal question	If you have traveled to Kyrgyzstan since 2000, what was the purpose of your travel?			
Security	Public			
Value	Label	Cases	Weighted	Percentage (weighted)
1	Jobs search	5	4.057	0.3%
2	Trade, business	33	35.843	2.4%
3	Business trips	3	2.705	0.2%
4	To visit relatives and friends	11	10.461	0.7%
5	Recreation	5	4.948	0.3%
6	To do shopping	5	4.636	0.3%
13	Training	1	1.043	0.1%
98	HAD NO TRAVELS	1430	1429.818	95.3%
99	DK/NR	7	6.49	0.4%

#224 q552p_2: (Q552 Primary, 2nd). If you have traveled to Kyrgyzstan since 2000, what was the

Information	[type=discrete] [format=numeric] [valid=22] [valid(weighted)=23.635] [range=2-6]			
Literal question	If you have traveled to Kyrgyzstan since 2000, what was the purpose of your travel?			
Security	Public			
Value	Label	Cases	Weighted	Percentage (weighted)
2	Trade, business	1	0.77	3.3%
4	To visit relatives and friends	1	0.766	3.2%

File database_taj (cont.)

#224 q552p_2: (Q552 Primary, 2nd). If you have traveled to Kyrgyzstan since 2000, what was the (cont.)

Value (cont.)	Label	Cases	Weighted	Percentage (weighted)
5	Recreation	2	3.14	13.3%
6	To do shopping	18	18.96	80.2%
Sysmiss		1478	1476.365	

#225 q552p_3: (Q552 Primary, 3rd). If you have traveled to Kyrgyzstan since 2000, what was the

Information	[type=discrete] [format=numeric] [valid=2] [valid(weighted)=1.535] [range=6-6]			
Literal question	If you have traveled to Kyrgyzstan since 2000, what was the purpose of your travel?			
Security	Public			
Value	Label	Cases	Weighted	Percentage (weighted)
6	To do shopping	2	1.535	100.0%
Sysmiss		1498	1498.465	

#226 q552_1: (Q552 Secondary, 1st). If you have traveled to Kyrgyzstan since 2000, what was t

Information	[type=discrete] [format=numeric] [valid=1500] [valid(weighted)=1500] [range=1-9]			
Literal question	If you have traveled to Kyrgyzstan since 2000, what was the purpose of your travel?			
Security	Public			
Value	Label	Cases	Weighted	Percentage (weighted)
1	Search of work	5	4.057	0.3%
2	Trade, business	33	35.843	2.4%
3	Business trips	3	2.705	0.2%
4	To visit relatives and friends	16	15.409	1.0%
5	To do shopping	5	4.636	0.3%
6	Other	1	1.043	0.1%
8	DID NOT TAKE ANY TRIPS	1430	1429.818	95.3%
9	DK/NR	7	6.49	0.4%

#227 q552_2: (Q552 Secondary, 2nd). If you have traveled to Kyrgyzstan since 2000, what was t

Information	[type=discrete] [format=numeric] [valid=22] [valid(weighted)=23.635] [range=2-5]			
Literal question	If you have traveled to Kyrgyzstan since 2000, what was the purpose of your travel?			
Security	Public			
Value	Label	Cases	Weighted	Percentage (weighted)
2	Trade, business	1	0.77	3.3%
4	To visit relatives and friends	3	3.905	16.5%
5	To do shopping	18	18.96	80.2%
Sysmiss		1478	1476.365	

File database_taj (cont.)

#228 q552_3: (Q552 Secondary, 3rd). If you have traveled to Kyrgyzstan since 2000, what was t

Information	[type=discrete] [format=numeric] [valid=2] [valid(weighted)=1.535] [range=5-5]			
Literal question	If you have traveled to Kyrgyzstan since 2000, what was the purpose of your travel?			
Security	Public			
Value	Label	Cases	Weighted	Percentage (weighted)
5	To do shopping	2	1.535	100.0%
Sysmiss		1498	1498.465	

#229 q553p_1: (Q553 Primary, 1st). If you have traveled to Turkmenistan since 2000, what was t

Information	[type=discrete] [format=numeric] [valid=1500] [valid(weighted)=1500] [range=1-99]			
Literal question	If you have traveled to Turkmenistan since 2000, what was the purpose of your travel?			
Security	Public			
Value	Label	Cases	Weighted	Percentage (weighted)
1	Jobs search	14	13.686	0.9%
2	Trade, business	14	15.915	1.1%
3	Business trips	17	17.299	1.2%
4	To visit relatives and friends	49	51.222	3.4%
5	Recreation	3	4.259	0.3%
6	To do shopping	10	8.344	0.6%
13	Training	1	1.043	0.1%
14	In the course of a journey	1	1.03	0.1%
98	HAD NO TRAVELS	1385	1381.73	92.1%
99	DK/NR	6	5.471	0.4%

#230 q553p_2: (Q553 Primary, 2nd). If you have traveled to Turkmenistan since 2000, what was t

Information	[type=discrete] [format=numeric] [valid=10] [valid(weighted)=10.061] [range=4-6]			
Literal question	If you have traveled to Turkmenistan since 2000, what was the purpose of your travel?			
Security	Public			
Value	Label	Cases	Weighted	Percentage (weighted)
4	To visit relatives and friends	3	4.094	40.7%
5	Recreation	1	0.51	5.1%
6	To do shopping	6	5.457	54.2%
Sysmiss		1490	1489.939	

#231 q553p_3: (Q553 Primary, 3rd). If you have traveled to Turkmenistan since 2000, what was t

Information	[type=discrete] [format=numeric] [valid=1] [valid(weighted)=1.261] [range=6-6]			
Literal question	If you have traveled to Turkmenistan since 2000, what was the purpose of your travel?			
Security	Public			

File database_taj (cont.)**#231 q553p_3: (Q553 Primary, 3rd). If you have traveled to Turkmenistan since 2000, what was t** (cont.)

Value	Label	Cases	Weighted	Percentage (weighted)
6	To do shopping	1	1.261	100.0%
Sysmiss		1499	1498.739	

#232 q553_1: (Q553 Secondary, 1st). If you have traveled to Turkmenistan since 2000, what was

Information	[type=discrete] [format=numeric] [valid=1500] [valid(weighted)=1500] [range=1-9]			
Literal question	If you have traveled to Turkmenistan since 2000, what was the purpose of your travel?			
Security	Public			
Value	Label	Cases	Weighted	Percentage (weighted)
1	Search of work	14	13.686	0.9%
2	Trade, business	14	15.915	1.1%
3	Business trips	17	17.299	1.2%
4	To visit relatives, recreation	52	55.482	3.7%
5	To do shopping	10	8.344	0.6%
6	Other	2	2.073	0.1%
8	DID NOT TAKE ANY TRIPS	1385	1381.73	92.1%
9	DK/NR	6	5.471	0.4%

#233 q553_2: (Q553 Secondary, 2nd). If you have traveled to Turkmenistan since 2000, what was

Information	[type=discrete] [format=numeric] [valid=10] [valid(weighted)=10.061] [range=4-5]			
Literal question	If you have traveled to Turkmenistan since 2000, what was the purpose of your travel?			
Security	Public			
Value	Label	Cases	Weighted	Percentage (weighted)
4	To visit relatives, recreation	4	4.604	45.8%
5	To do shopping	6	5.457	54.2%
Sysmiss		1490	1489.939	

#234 q553_3: (Q553 Secondary, 3rd). If you have traveled to Turkmenistan since 2000, what was

Information	[type=discrete] [format=numeric] [valid=1] [valid(weighted)=1.261] [range=5-5]			
Literal question	If you have traveled to Turkmenistan since 2000, what was the purpose of your travel?			
Security	Public			
Value	Label	Cases	Weighted	Percentage (weighted)
5	To do shopping	1	1.261	100.0%
Sysmiss		1499	1498.739	

#235 q554p_1: (Q554 Primary). If you have traveled to Uzbekistan since 2000, what was the purp

Information	[type=discrete] [format=numeric] [valid=1500] [valid(weighted)=1500] [range=1-99]			
--------------------	---	--	--	--

File database_taj (cont.)

#235 q554p_1: (Q554 Primary). If you have traveled to Uzbekistan since 2000, what was the purp (cont.)

Literal question	If you have traveled to Uzbekistan since 2000, what was the purpose of your travel?			
Security	Public			
Value	Label	Cases	Weighted	Percentage (weighted)
1	Jobs search	4	4.455	0.3%
2	Trade, business	1	1.169	0.1%
3	Business trips	9	8.286	0.6%
4	To visit relatives and friends	6	5.947	0.4%
5	Recreation	2	1.702	0.1%
6	To do shopping	2	0.825	0.1%
13	Training	1	1.043	0.1%
98	HAD NO TRAVELS	1467	1466.548	97.8%
99	DK/NR	8	10.027	0.7%

#236 q554_1: (Q554 Secondary). If you have traveled to Uzbekistan since 2000, what was the pu

Information	[type=discrete] [format=numeric] [valid=1500] [valid(weighted)=1500] [range=1-9]			
Literal question	If you have traveled to Uzbekistan since 2000, what was the purpose of your travel?			
Security	Public			
Value	Label	Cases	Weighted	Percentage (weighted)
1	Search of work	4	4.455	0.3%
2	Trade, business	1	1.169	0.1%
3	Business trips	9	8.286	0.6%
4	To visit relatives and friends	8	7.648	0.5%
6	Other	3	1.867	0.1%
8	DID NOT TAKE ANY TRIPS	1467	1466.548	97.8%
9	DK/NR	8	10.027	0.7%

#237 q56p_1: (Q56 Primary, 1st). Have you encountered any of the following problems when trav

Information	[type=discrete] [format=numeric] [valid=158] [valid(weighted)=160.659] [range=1-99]			
Literal question	Have you encountered any of the following problems when traveling to any of the Central Asian countries?			
Security	Public			
Value	Label	Cases	Weighted	Percentage (weighted)
1	Much time spent on visa procedures	34	35.513	22.1%
2	High visa fee	24	20.44	12.7%
3	Bad address at the Embassy	4	3.322	2.1%
4	Bad address at the border pass control	41	46.344	28.8%
5	Bad address at the customs control	7	7.112	4.4%
6	Registration problems in a country of visit	3	2.685	1.7%
7	Refusal to register in a country of visit	3	4.607	2.9%
8	Expensiveness or absence of air tickets	18	14.198	8.8%
9	Border crossing took excessively much time	8	5.803	3.6%

File database_taj (cont.)

#237 q56p_1: (Q56 Primary, 1st). Have you encountered any of the following problems when trav (cont.)

Value (cont.)	Label	Cases	Weighted	Percentage (weighted)
10	Bad address in a country of destination due to ethnicity or	1	2.585	1.6%
11	Bribes to Immigrations or Customs staff	2	1.689	1.1%
97	Had no problems	1	1.043	0.6%
99	DK/NR	12	15.319	9.5%
Sysmiss		1342	1339.341	

#238 q56p_2: (Q56 Primary, 2nd). Have you encountered any of the following problems when trav

Information	[type=discrete] [format=numeric] [valid=109] [valid(weighted)=111.283] [range=2-11]			
Literal question	Have you encountered any of the following problems when traveling to any of the Central Asian countries?			
Security	Public			
Value	Label	Cases	Weighted	Percentage (weighted)
2	High visa fee	15	16.934	15.2%
3	Bad address at the Embassy	3	3.603	3.2%
4	Bad address at the border pass control	19	16.414	14.7%
5	Bad address at the customs control	30	29.203	26.2%
6	Registration problems in a country of visit	7	9.428	8.5%
7	Refusal to register in a country of visit	3	3.234	2.9%
8	Expensiveness or absence of air tickets	10	9.099	8.2%
9	Border crossing took excessively much time	13	12.713	11.4%
10	Bad address in a country of destination due to ethnicity or	5	6.769	6.1%
11	Bribes to Immigrations or Customs staff	4	3.885	3.5%
Sysmiss		1391	1388.717	

#239 q56p_3: (Q56 Primary, 3rd). Have you encountered any of the following problems when trav

Information	[type=discrete] [format=numeric] [valid=73] [valid(weighted)=74.551] [range=3-11]			
Literal question	Have you encountered any of the following problems when traveling to any of the Central Asian countries?			
Security	Public			
Value	Label	Cases	Weighted	Percentage (weighted)
3	Bad address at the Embassy	3	4.125	5.5%
4	Bad address at the border pass control	7	8.163	10.9%
5	Bad address at the customs control	10	8.828	11.8%
6	Registration problems in a country of visit	2	2.833	3.8%
7	Refusal to register in a country of visit	6	8.617	11.6%
8	Expensiveness or absence of air tickets	24	22.378	30.0%
9	Border crossing took excessively much time	14	13.696	18.4%
10	Bad address in a country of destination due to ethnicity or	4	2.711	3.6%
11	Bribes to Immigrations or Customs staff	3	3.201	4.3%
Sysmiss		1427	1425.449	

File database_taj (cont.)**#240 q56p_4: (Q56 Primary, 4th). Have you encountered any of the following problems when trav**

Information	[type=discrete] [format=numeric] [valid=36] [valid(weighted)=40.338] [range=4-11]			
Literal question	Have you encountered any of the following problems when traveling to any of the Central Asian countries?			
Security	Public			
Value	Label	Cases	Weighted	Percentage (weighted)
4	Bad address at the border pass control	3	4.125	10.2%
5	Bad address at the customs control	5	5.255	13.0%
6	Registration problems in a country of visit	5	4.672	11.6%
7	Refusal to register in a country of visit	1	1.49	3.7%
8	Expensiveness or absence of air tickets	6	6.296	15.6%
9	Border crossing took excessively much time	8	9.101	22.6%
10	Bad address in a country of destination due to ethnicity or	5	6.517	16.2%
11	Bribes to Immigrations or Customs staff	3	2.883	7.1%
Sysmiss		1464	1459.662	

#241 q56p_5: (Q56 Primary, 5th). Have you encountered any of the following problems when trav

Information	[type=discrete] [format=numeric] [valid=22] [valid(weighted)=26.668] [range=5-11]			
Literal question	Have you encountered any of the following problems when traveling to any of the Central Asian countries?			
Security	Public			
Value	Label	Cases	Weighted	Percentage (weighted)
5	Bad address at the customs control	2	2.561	9.6%
6	Registration problems in a country of visit	4	4.848	18.2%
7	Refusal to register in a country of visit	2	2.291	8.6%
8	Expensiveness or absence of air tickets	3	2.471	9.3%
9	Border crossing took excessively much time	3	2.607	9.8%
10	Bad address in a country of destination due to ethnicity or	4	5.884	22.1%
11	Bribes to Immigrations or Customs staff	4	6.006	22.5%
Sysmiss		1478	1473.332	

#242 q56p_6: (Q56 Primary, 6th). Have you encountered any of the following problems when trav

Information	[type=discrete] [format=numeric] [valid=11] [valid(weighted)=12.905] [range=6-10]			
Literal question	Have you encountered any of the following problems when traveling to any of the Central Asian countries?			
Security	Public			
Value	Label	Cases	Weighted	Percentage (weighted)
6	Registration problems in a country of visit	2	2.561	19.8%
7	Refusal to register in a country of visit	1	0.673	5.2%
9	Border crossing took excessively much time	7	8.629	66.9%
10	Bad address in a country of destination due to ethnicity or	1	1.043	8.1%
Sysmiss		1489	1487.095	

File database_taj (cont.)**#243 q56p_7: (Q56 Primary, 7th). Have you encountered any of the following problems when trav**

Information	[type=discrete] [format=numeric] [valid=9] [valid(weighted)=9.852] [range=7-17]			
Literal question	Have you encountered any of the following problems when traveling to any of the Central Asian countries?			
Security	Public			
Value	Label	Cases	Weighted	Percentage (weighted)
7	Refusal to register in a country of visit	1	0.997	10.1%
10	Bad address in a country of destination due to ethnicity or	4	4.422	44.9%
11	Bribes to Immigrations or Customs staff	3	3.761	38.2%
17	Difficulties to find accommodation	1	0.673	6.8%
Sysmiss		1491	1490.148	

#244 q56p_8: (Q56 Primary, 8th). Have you encountered any of the following problems when trav

Information	[type=discrete] [format=numeric] [valid=1] [valid(weighted)=0.997] [range=9-9]			
Literal question	Have you encountered any of the following problems when traveling to any of the Central Asian countries?			
Security	Public			
Value	Label	Cases	Weighted	Percentage (weighted)
9	Border crossing took excessively much time	1	0.997	100.0%
Sysmiss		1499	1499.003	

#245 q56_1: (Q56 Secondary, 1st). Have you encountered any of the following problems when tr

Information	[type=discrete] [format=numeric] [valid=158] [valid(weighted)=160.659] [range=1-99]			
Literal question	Have you encountered any of the following problems when traveling to any of the Central Asian countries?			
Security	Public			
Value	Label	Cases	Weighted	Percentage (weighted)
1	Bad address at the border pass control	41	46.344	28.8%
2	Expensiveness or absence of air tickets	18	14.198	8.8%
3	Bad address of customs staff	7	7.112	4.4%
4	Border crossing took excessively much time	8	5.803	3.6%
5	High visa fee	24	20.44	12.7%
6	Much time spent on visa procedures	34	35.513	22.1%
7	Bad address in a country of destination due to ethnicity or	1	2.585	1.6%
8	Registration problems in a country of visit	6	7.292	4.5%
9	Bribes to Immigrations or Customs staff	2	1.689	1.1%
10	Other	5	4.365	2.7%
99	DK/NR	12	15.319	9.5%
Sysmiss		1342	1339.341	

#246 q56_2: (Q56 Secondary, 2nd). Have you encountered any of the following problems when tr

Information	[type=discrete] [format=numeric] [valid=109] [valid(weighted)=111.283] [range=1-10]			
--------------------	---	--	--	--

File database_taj_(cont.)#246 q56_2: (Q56 Secondary, 2nd). Have you encountered any of the following problems when tr_(cont.)

Literal question	Have you encountered any of the following problems when traveling to any of the Central Asian countries?			
Security	Public			
Value	Label	Cases	Weighted	Percentage (weighted)
1	Bad address at the border pass control	19	16.414	14.7%
2	Expensiveness or absence of air tickets	10	9.099	8.2%
3	Bad address of customs staff	30	29.203	26.2%
4	Border crossing took excessively much time	13	12.713	11.4%
5	High visa fee	15	16.934	15.2%
7	Bad address in a country of destination due to ethnicity or	5	6.769	6.1%
8	Registration problems in a country of visit	10	12.662	11.4%
9	Bribes to Immigrations or Customs staff	4	3.885	3.5%
10	Other	3	3.603	3.2%
Sysmiss		1391	1388.717	

#247 q56_3: (Q56 Secondary, 3rd). Have you encountered any of the following problems when tr

Information	[type=discrete] [format=numeric] [valid=73] [valid(weighted)=74.551] [range=1-10]			
Literal question	Have you encountered any of the following problems when traveling to any of the Central Asian countries?			
Security	Public			
Value	Label	Cases	Weighted	Percentage (weighted)
1	Bad address at the border pass control	7	8.163	10.9%
2	Expensiveness or absence of air tickets	24	22.378	30.0%
3	Bad address of customs staff	10	8.828	11.8%
4	Border crossing took excessively much time	16	18.067	24.2%
7	Bad address in a country of destination due to ethnicity or	4	2.711	3.6%
8	Registration problems in a country of visit	6	7.078	9.5%
9	Bribes to Immigrations or Customs staff	3	3.201	4.3%
10	Other	3	4.125	5.5%
Sysmiss		1427	1425.449	

#248 q56_4: (Q56 Secondary, 4th). Have you encountered any of the following problems when tr

Information	[type=discrete] [format=numeric] [valid=35] [valid(weighted)=38.852] [range=1-9]			
Literal question	Have you encountered any of the following problems when traveling to any of the Central Asian countries?			
Security	Public			
Value	Label	Cases	Weighted	Percentage (weighted)
1	Bad address at the border pass control	3	4.125	10.6%
2	Expensiveness or absence of air tickets	7	7.785	20.0%
3	Bad address of customs staff	5	5.255	13.5%
4	Border crossing took excessively much time	6	4.729	12.2%
7	Bad address in a country of destination due	6	9.403	24.2%

File database_taj (cont.)#248 **q56_4: (Q56 Secondary, 4th). Have you encountered any of the following problems when tr** (cont.)

Value (cont.)	Label	Cases	Weighted	Percentage (weighted)
	to ethnicity or			
8	Registration problems in a country of visit	5	4.672	12.0%
9	Bribes to Immigrations or Customs staff	3	2.883	7.4%
Sysmiss		1465	1461.148	

#249 **q56_5: (Q56 Secondary, 5th). Have you encountered any of the following problems when tr**

Information	[type=discrete] [format=numeric] [valid=21] [valid(weighted)=23.782] [range=2-9]			
Literal question	Have you encountered any of the following problems when traveling to any of the Central Asian countries?			
Security	Public			
Value	Label	Cases	Weighted	Percentage (weighted)
2	Expensiveness or absence of air tickets	2	0.981	4.1%
3	Bad address of customs staff	2	2.561	10.8%
4	Border crossing took excessively much time	6	6.387	26.9%
7	Bad address in a country of destination due to ethnicity or	3	2.997	12.6%
8	Registration problems in a country of visit	4	4.848	20.4%
9	Bribes to Immigrations or Customs staff	4	6.006	25.3%
Sysmiss		1479	1476.218	

#250 **q56_6: (Q56 Secondary, 6th). Have you encountered any of the following problems when tr**

Information	[type=discrete] [format=numeric] [valid=9] [valid(weighted)=10.743] [range=4-9]			
Literal question	Have you encountered any of the following problems when traveling to any of the Central Asian countries?			
Security	Public			
Value	Label	Cases	Weighted	Percentage (weighted)
4	Border crossing took excessively much time	4	4.848	45.1%
7	Bad address in a country of destination due to ethnicity or	2	1.959	18.2%
8	Registration problems in a country of visit	2	2.561	23.8%
9	Bribes to Immigrations or Customs staff	1	1.375	12.8%
Sysmiss		1491	1489.257	

#251 **q56_7: (Q56 Secondary, 7th). Have you encountered any of the following problems when tr**

Information	[type=discrete] [format=numeric] [valid=6] [valid(weighted)=6.888] [range=4-9]			
Literal question	Have you encountered any of the following problems when traveling to any of the Central Asian countries?			
Security	Public			
Value	Label	Cases	Weighted	Percentage (weighted)
4	Border crossing took excessively much time	1	0.997	14.5%
7	Bad address in a country of destination due to ethnicity or	3	3.505	50.9%

File database_taj (cont.)

#251 q56_7: (Q56 Secondary, 7th). Have you encountered any of the following problems when tr (cont.)

Value (cont.)	Label	Cases	Weighted	Percentage (weighted)
9	Bribes to Immigrations or Customs staff	2	2.386	34.6%
Sysmiss		1494	1493.112	

#252 q57: (Q57). How many children do you have?

Information	[type=discrete] [format=numeric] [valid=1202] [valid(weighted)=1154.812] [range=1-99]			
Literal question	How many children do you have?			
Security	Public			
Value	Label	Cases	Weighted	Percentage (weighted)
1		129	129.451	11.2%
2		301	291.159	25.2%
3		284	256.255	22.2%
4		234	211.156	18.3%
5		114	103.67	9.0%
6		58	61.553	5.3%
7		39	44.777	3.9%
8		19	18.561	1.6%
9		12	19.695	1.7%
10		6	8.24	0.7%
11		2	3.111	0.3%
12		1	2.135	0.2%
13		3	5.049	0.4%
99	NO CHILDREN	0	0	0.0%
Sysmiss		298	345.188	

#253 q57_rec: (Q57_REC). How many children do you have?

Information	[type=discrete] [format=numeric] [valid=1500] [valid(weighted)=1500] [range=1-99]			
Literal question	How many children do you have?			
Security	Public			
Value	Label	Cases	Weighted	Percentage (weighted)
1	1 - 3 children	714	676.865	45.1%
2	4 and more	488	477.947	31.9%
99	NO CHILDREN	298	345.188	23.0%

#254 q58: (Q58). Did you leave your village/city in 2004 for work or trade, irrespective o

Information	[type=discrete] [format=numeric] [valid=1500] [valid(weighted)=1500] [range=1-9]			
Literal question	Did you leave your village/city in 2004 for work or trade, irrespective of trip duration?			
Security	Public			

File database_taj (cont.)

#254 q58: (Q58). Did you leave your village/city in 2004 for work or trade, irrespective o (cont.)

Value	Label	Cases	Weighted	Percentage (weighted)
1	Yes	139	151.519	10.1%
2	No	1300	1295.504	86.4%
9	DK/NR	61	52.977	3.5%

#255 q59: (Q59). What country did you primarily go to for work or trade?

Information	[type=discrete] [format=numeric] [valid=139] [valid(weighted)=151.519] [range=1-98]			
Literal question	What country did you primarily go to for work or trade?			
Security	Public			
Value	Label	Cases	Weighted	Percentage (weighted)
1	Kazakhstan	2	2.085	1.4%
2	China	4	4.652	3.1%
3	Kyrgyzstan	10	11.03	7.3%
4	Russia	70	79.008	52.1%
5	Uzbekistan	3	3.589	2.4%
6	Turkmenistan	2	1.29	0.9%
98	WITHIN TAJIKISTAN	48	49.865	32.9%
Sysmiss		1361	1348.481	

#256 q60_1: (Q60 Primary). Which oblasts of Tajikistan did you go to for work or trade?

Information	[type=discrete] [format=numeric] [valid=48] [valid(weighted)=49.865] [range=1-98]			
Literal question	Which oblasts of Tajikistan did you go to for work or trade?			
Security	Public			
Value	Label	Cases	Weighted	Percentage (weighted)
1	Dushanbe c.	40	39.586	79.4%
3	Sogd oblast	1	1.043	2.1%
98	TRAVELED WITHIN MY OBLAST	7	9.236	18.5%
Sysmiss		1452	1450.135	

#257 q60_2: (Q60 Secondary). Which oblasts of Tajikistan did you go to for work or trade?

Information	[type=discrete] [format=numeric] [valid=9] [valid(weighted)=11.953] [range=3-4]			
Literal question	Which oblasts of Tajikistan did you go to for work or trade?			
Security	Public			
Value	Label	Cases	Weighted	Percentage (weighted)
3	Sogd oblast	2	3.293	27.5%
4	Khatlon oblast	7	8.66	72.5%
Sysmiss		1491	1488.047	

File database_taj (cont.)

#258 q61: (Q61). Did you go to a city or village for work or trade?

Information	[type=discrete] [format=numeric] [valid=139] [valid(weighted)=151.519] [range=1-9]			
Literal question	Did you go to a city or village for work or trade?			
Security	Public			
Value	Label	Cases	Weighted	Percentage (weighted)
1	City	66	74.033	48.9%
2	Village	4	4.48	3.0%
3	Both city and village	63	68.753	45.4%
9	DK/NR	6	4.254	2.8%
Sysmiss		1361	1348.481	

#259 q62p: (Q62 Secondary). In which sphere of business you were mainly engaged in the plac

Information	[type=discrete] [format=numeric] [valid=139] [valid(weighted)=151.519] [range=1-99]			
Literal question	In which sphere of business you were mainly engaged in the place where you went for work or trade?			
Security	Public			
Value	Label	Cases	Weighted	Percentage (weighted)
1	Agriculture	4	3.317	2.2%
2	Housing construction or maintenance	39	39.393	26.0%
3	Trade	76	84.764	55.9%
4	Services	6	6.893	4.5%
6	Consulting, science, culture	4	4.205	2.8%
11	Education	1	2.744	1.8%
99	DK/NR	9	10.204	6.7%
Sysmiss		1361	1348.481	

#260 q62: (Q62 Secondary). In which sphere of business you were mainly engaged in the plac

Information	[type=discrete] [format=numeric] [valid=139] [valid(weighted)=151.519] [range=1-99]			
Literal question	In which sphere of business you were mainly engaged in the place where you went for work or trade?			
Security	Public			
Value	Label	Cases	Weighted	Percentage (weighted)
1	Trade, services	82	91.656	60.5%
2	Housing construction or maintenance	39	39.393	26.0%
3	Other	9	10.266	6.8%
99	DK/NR	9	10.204	6.7%
Sysmiss		1361	1348.481	

#261 q63: (Q63). What goods did you primarily trade or trade?

Information	[type=discrete] [format=numeric] [valid=76] [valid(weighted)=84.764] [range=1-99]			
Literal question	What goods did you primarily trade or trade?			
Security	Public			

File database_taj (cont.)

#261 q63: (Q63). What goods did you primarily trade or trade? (cont.)

Value	Label	Cases	Weighted	Percentage (weighted)
1	Agricultural produce	31	33.98	40.1%
2	Food products	31	33.744	39.8%
3	Goods produced in the country where you traded	4	5.375	6.3%
4	Goods not produced in the country where traded	6	7.251	8.6%
5	Gasoline/oil/diesel fuel	3	3.892	4.6%
99	DK/NR	1	0.522	0.6%
Sysmiss		1424	1415.236	

#262 q64p_1: (Q64 Primary, 1st). What exactly did you do during your trips for work or trade?

Information	[type=discrete] [format=numeric] [valid=63] [valid(weighted)=66.756] [range=1-99]			
Literal question	What exactly did you do during your trips for work or trade?			
Security	Public			
Value	Label	Cases	Weighted	Percentage (weighted)
1	Driver of a cargo vehicle	3	2.231	3.3%
2	Restaurant cook	1	1.329	2.0%
3	Private dwellings maintenance (whitening, house-painting etc	5	5.726	8.6%
4	Worker at constructional sites	21	17.07	25.6%
5	Built houses, premises	7	8.391	12.6%
12	Plasterer	1	1.216	1.8%
13	Bricklayer	1	0.579	0.9%
17	Market porter	1	1.183	1.8%
18	Broker	1	1.043	1.6%
19	To solve 2-3 problems	1	1.043	1.6%
20	Private company consultant	1	1.043	1.6%
22	Mason	1	0.682	1.0%
23	Odd jobs worker	4	6.112	9.2%
24	Apartments maintenance worker	2	3.086	4.6%
26	Farming worker	1	0.673	1.0%
27	Teacher	2	3.417	5.1%
28	Arbakesh (market trolley's porter)	1	0.673	1.0%
99	NO RESPONSE	9	11.261	16.9%
Sysmiss		1437	1433.244	

#263 q64p_2: (Q64 Primary, 2nd). What exactly did you do during your trips for work or trade?

Information	[type=discrete] [format=numeric] [valid=3] [valid(weighted)=3.926] [range=3-13]			
Literal question	What exactly did you do during your trips for work or trade?			
Security	Public			

File database_taj (cont.)

#263 q64p_2: (Q64 Primary, 2nd). What exactly did you do during your trips for work or trade? (cont.)

Value	Label	Cases	Weighted	Percentage (weighted)
3	Private dwellings maintenance (whitening, house-painting etc)	2	2.71	69.0%
13	Bricklayer	1	1.216	31.0%
Sysmiss		1497	1496.074	

#264 q64_1: (Q64 Secondary). What exactly did you do during your trips for work or trade?

Information	[type=discrete] [format=numeric] [valid=63] [valid(weighted)=66.756] [range=1-9]			
Literal question	What exactly did you do during your trips for work or trade?			
Security	Public			
Value	Label	Cases	Weighted	Percentage (weighted)
1	Qualified blue collar works	43	40.982	61.4%
2	Unqualified works	6	7.968	11.9%
3	White collar works	4	5.502	8.2%
9	NO RESPONSE	10	12.303	18.4%
Sysmiss		1437	1433.244	

#265 q65p: (Q65 Primary). How often do you go to work or trade outside your village/city?

Information	[type=discrete] [format=numeric] [valid=139] [valid(weighted)=151.519] [range=1-99]			
Literal question	How often do you go to work or trade outside your village/city?			
Security	Public			
Value	Label	Cases	Weighted	Percentage (weighted)
1	Daily	8	10.52	6.9%
2	3-4 times a week	5	4.758	3.1%
3	3-4 times a month	22	26.163	17.3%
4	3-4 times a year	52	54.798	36.2%
5	Once a year	20	19.201	12.7%
6	Twice a year	5	5.149	3.4%
8	One time (only once)	2	2.274	1.5%
9	Once per 2 years	5	3.222	2.1%
13	Once per two months	2	2.212	1.5%
14	Once per 3 months	1	1.564	1.0%
15	It was a first trip	1	1.329	0.9%
99	DK/NR	16	20.329	13.4%
Sysmiss		1361	1348.481	

#266 q65: (Q65 Secondary). How often do you go to work or trade outside your village/city?

Information	[type=discrete] [format=numeric] [valid=139] [valid(weighted)=151.519] [range=1-9]			
Literal question	How often do you go to work or trade outside your village/city?			

File database_taj (cont.)

#266 q65: (Q65 Secondary). How often do you go to work or trade outside your village/city? (cont.)

Security		Public		
Value	Label	Cases	Weighted	Percentage (weighted)
1	Each day or several times a week	13	15.278	10.1%
2	3-4 times a month	22	26.163	17.3%
3	Several times a year	60	63.723	42.1%
4	Once a year or less	27	24.696	16.3%
9	DK/NR	17	21.659	14.3%
Sysmiss		1361	1348.481	

#267 q66p: (Q66 Primary). How long do you usually remain away for work or trade?

Information		[type=discrete] [format=numeric] [valid=139] [valid(weighted)=151.519] [range=1-99]		
Literal question		How long do you usually remain away for work or trade?		
Security		Public		
Value	Label	Cases	Weighted	Percentage (weighted)
1	I am coming back every day	20	24.623	16.3%
2	2-3 days	24	25.73	17.0%
3	2-3 weeks	33	31.649	20.9%
4	2-3 months	21	24.24	16.0%
5	7 months	3	2.956	2.0%
7	Depends on working terms	1	0.682	0.5%
8	6 months	9	8.871	5.9%
9	5 months	7	7.062	4.7%
10	8 months	2	2.206	1.5%
11	1 week	2	2.607	1.7%
12	3-4 months	1	0.667	0.4%
13	4-5 months	1	0.667	0.4%
14	Once	1	0.682	0.5%
99	DK/NR	14	18.878	12.5%
Sysmiss		1361	1348.481	

#268 q66: (Q66 Secondary). How long do you usually remain away for work or trade?

Information		[type=discrete] [format=numeric] [valid=139] [valid(weighted)=151.519] [range=1-9]		
Literal question		How long do you usually remain away for work or trade?		
Security		Public		
Value	Label	Cases	Weighted	Percentage (weighted)
1	Coming back every day	20	24.623	16.3%
2	Staying for several days	26	28.337	18.7%
3	Staying for 2-3 weeks	33	31.649	20.9%
4	Staying for less than 6 months	30	32.636	21.5%
5	Staying for 6 months and more	15	14.714	9.7%
9	DK/NR	15	19.559	12.9%

File database_taj (cont.)

#268 q66: (Q66 Secondary). How long do you usually remain away for work or trade? (cont.)

Value (cont.)	Label	Cases	Weighted	Percentage (weighted)
Sysmiss		1361	1348.481	

#269 q67: (Q67). How many trips for work or trade did you make during 2004?

Information		[type=discrete] [format=numeric] [valid=116] [valid(weighted)=123.772] [range=1-999]		
Literal question		How many trips for work or trade did you make during 2004?		
Security		Public		
Value	Label	Cases	Weighted	Percentage (weighted)
1		53	54.139	43.7%
2		23	21.276	17.2%
3		7	10.061	8.1%
4		5	6.95	5.6%
5		2	2.814	2.3%
7		1	0.883	0.7%
9		1	0.589	0.5%
10		2	2.053	1.7%
14		2	3.806	3.1%
15		1	0.673	0.5%
20		2	1.54	1.2%
21		1	0.51	0.4%
22		2	2.552	2.1%
23		1	0.51	0.4%
24		3	3.379	2.7%
25		3	3.636	2.9%
27		1	0.51	0.4%
40		1	2.843	2.3%
48		1	1.343	1.1%
90		1	0.665	0.5%
94		1	0.952	0.8%
110		1	1.269	1.0%
200		1	0.818	0.7%
999	DK/NR	0	0	0.0%
Sysmiss		1384	1376.228	

#270 q68: (Q68). What year did you first go to work or trade outside your place of residen

Information		[type=discrete] [format=numeric] [valid=117] [valid(weighted)=128.28] [range=1975-9999]		
Literal question		What year did you first go to work or trade outside your place of residence?		
Security		Public		
Value	Label	Cases	Weighted	Percentage (weighted)
1975		1	1.343	1.0%
1988		1	0.673	0.5%

File database_taj (cont.)

#270 q68: (Q68). What year did you first go to work or trade outside your place of residen (cont.)

Value (cont.)	Label	Cases	Weighted	Percentage (weighted)
1991		2	1.31	1.0%
1993		3	1.94	1.5%
1994		8	5.564	4.3%
1995		5	5.355	4.2%
1996		3	5.803	4.5%
1997		5	4.619	3.6%
1998		14	12.548	9.8%
1999		15	12.21	9.5%
2000		16	17.057	13.3%
2001		15	21.863	17.0%
2002		13	15.168	11.8%
2003		7	9.754	7.6%
2004		9	13.073	10.2%
9999	DK/NR	0	0	0.0%
Sysmiss		1383	1371.72	

#271 q69p: (Q69 Primary). What did you do before your first leaving for work or trade?

Information	[type=discrete] [format=numeric] [valid=139] [valid(weighted)=151.519] [range=1-99]			
Literal question	What did you do before your first leaving for work or trade?			
Security	Public			
Value	Label	Cases	Weighted	Percentage (weighted)
1	Independent entrepreneur	13	13.046	8.6%
3	Farmer/dekhkan	32	29.332	19.4%
4	Specialist/employee with higher education	10	11.039	7.3%
5	Specialist/employee with secondary or secondary vocational	7	7.179	4.7%
6	Worker, works superintendent, team-leader	18	16.261	10.7%
8	Pupil, student	15	18.294	12.1%
9	Not working pensioner	1	0.665	0.4%
10	Housewife or was in maternity leave	3	3.029	2.0%
11	Unemployed	34	43.352	28.6%
18	Chauffeur	1	2.377	1.6%
19	Doctor	1	1.043	0.7%
99	DK/NR	4	5.904	3.9%
Sysmiss		1361	1348.481	

#272 q69: (Q69 Secondary). What did you do before your first leaving for work or trade?

Information	[type=discrete] [format=numeric] [valid=139] [valid(weighted)=151.519] [range=1-9]			
Literal question	What did you do before your first leaving for work or trade?			
Security	Public			

File database_taj (cont.)**#272 q69: (Q69 Secondary). What did you do before your first leaving for work or trade? (cont.)**

Value	Label	Cases	Weighted	Percentage (weighted)
1	Unemployed	34	43.352	28.6%
2	Farmer/dekhan	32	29.332	19.4%
3	Worker, works superintendent, team-leader	19	18.637	12.3%
4	Pupil, student	15	18.294	12.1%
5	Entrepreneur	13	13.046	8.6%
6	Specialist/employee	18	19.261	12.7%
7	Other	4	3.694	2.4%
9	DK/NR	4	5.904	3.9%
Sysmiss		1361	1348.481	

#273 q70: (Q70). Did you have friends or relatives living there when you first traveled th

Information	[type=discrete] [format=numeric] [valid=139] [valid(weighted)=151.519] [range=1-9]			
Literal question	Did you have friends or relatives living there when you first traveled there?			
Security	Public			
Value	Label	Cases	Weighted	Percentage (weighted)
1	Yes	73	80.082	52.9%
2	No	63	69.295	45.7%
9	DK/NR	3	2.142	1.4%
Sysmiss		1361	1348.481	

#274 q71p: (Q71 Primary). What is the primary reason you went to work or trade outside you

Information	[type=discrete] [format=numeric] [valid=139] [valid(weighted)=151.519] [range=1-99]			
Literal question	What is the primary reason you went to work or trade outside your place of residence?			
Security	Public			
Value	Label	Cases	Weighted	Percentage (weighted)
1	There's no employment in our village/town	47	53.938	35.6%
2	Opportunities are better in other locations	26	30.502	20.1%
3	To earn money for special events (wedding party, etc.)	54	54.903	36.2%
8	We do not receive wages	1	0.877	0.6%
9	There are no industrial goods in our town	1	1.169	0.8%
10	Business	1	1.564	1.0%
11	Consulting company	1	1.043	0.7%
12	To sell fruit, vegetables	4	3.578	2.4%
99	DK/NR	4	3.946	2.6%
Sysmiss		1361	1348.481	

#275 q71: (Q71 Secondary). What is the primary reason you went to work or trade outside yo

Information	[type=discrete] [format=numeric] [valid=139] [valid(weighted)=151.519] [range=1-9]			
--------------------	--	--	--	--

File database_taj (cont.)

#275 q71: (Q71 Secondary). What is the primary reason you went to work or trade outside yo (cont.)

Literal question	What is the primary reason you went to work or trade outside your place of residence?			
Security	Public			
Value	Label	Cases	Weighted	Percentage (weighted)
1	To earn money	60	60.923	40.2%
2	There's no employment in our location	47	53.938	35.6%
3	Opportunities are better in other locations	26	30.502	20.1%
4	Other	2	2.212	1.5%
9	DK/NR	4	3.946	2.6%
Sysmiss		1361	1348.481	

#276 q72: (Q72). How much has the financial situation of household changed in result of yo

Information	[type=discrete] [format=numeric] [valid=139] [valid(weighted)=151.519] [range=1-9]			
Literal question	How much has the financial situation of household changed in result of your working or trading outside of your village/city?			
Security	Public			
Value	Label	Cases	Weighted	Percentage (weighted)
1	Improved considerably	23	25.667	16.9%
2	Improved somewhat	111	121.77	80.4%
3	Has not changed	2	1.941	1.3%
4	Became worse	1	0.629	0.4%
5	Became significantly worse	1	0.629	0.4%
9	DK/NR	1	0.883	0.6%
Sysmiss		1361	1348.481	

#277 q73: (Q73). What percentage of your total household income in 2004 constitutes income

Information	[type=discrete] [format=numeric] [valid=85] [valid(weighted)=99.304] [range=5-999]			
Literal question	What percentage of your total household income in 2004 constitutes income from your trips for work or trade?			
Security	Public			
Value	Label	Cases	Weighted	Percentage (weighted)
5		2	2.373	2.4%
8		1	2.02	2.0%
10		5	5.909	6.0%
15		3	3.122	3.1%
16		1	0.51	0.5%
18		1	1.786	1.8%
20		8	11.54	11.6%
22		2	2.05	2.1%
23		3	4.856	4.9%
25		7	8.145	8.2%
30		10	13.412	13.5%
32		1	0.824	0.8%

File database_taj (cont.)

#277 q73: (Q73). What percentage of your total household income in 2004 constitutes income (cont.)

Value (cont.)	Label	Cases	Weighted	Percentage (weighted)
35		1	0.629	0.6%
40		6	8.593	8.7%
45		1	1.216	1.2%
50		7	6.047	6.1%
55		1	1.873	1.9%
60		2	2.366	2.4%
70		1	1.257	1.3%
75		1	2.028	2.0%
80		4	2.844	2.9%
90		8	8.029	8.1%
100		9	7.873	7.9%
997	0 percent	0	0	0.0%
999	DK/NR	0	0	0.0%
Sysmiss		1415	1400.696	

#278 q74p_1: (Q74 Primary, 1st). Name please two major difficulties that you had when traveli

Information	[type=discrete] [format=numeric] [valid=139] [valid(weighted)=151.519] [range=3-99]			
Literal question	Name please two major difficulties that you had when traveling and staying outside your village or city for work or trade?			
Security	Public			
Value	Label	Cases	Weighted	Percentage (weighted)
3	Problems to cross the border from Uzbekistan` side	1	0.585	0.4%
4	Registration problems	2	1.906	1.3%
6	Problems with customs department	6	7.353	4.9%
11	Expensive hotels	1	0.522	0.3%
12	Policemen follow us, prevent us from working	14	14.164	9.3%
14	No accommodation	4	5.354	3.5%
21	Missed the relatives	1	1.447	1.0%
26	Visa problems	2	2.008	1.3%
27	Problems at border crossing	12	14.053	9.3%
28	Problems with the State Motor Inspection	2	2.482	1.6%
29	No permanent occupation	1	1.375	0.9%
30	Long distances	6	7.095	4.7%
31	High costs and travel expenses	28	29.561	19.5%
32	Obtaining an immigration card	1	0.585	0.4%
33	Problematic to be included on the books	1	1.183	0.8%
34	Problematic to find employment	1	1.192	0.8%
35	Receiving an international passport to go abroad	1	0.877	0.6%
37	Emigrants` rights violation	1	0.877	0.6%
39	Bad (rude) behavior of the staff at the border	1	0.77	0.5%

File database_taj (cont.)

#278 q74p_1: (Q74 Primary, 1st). Name please two major difficulties that you had when traveli (cont.)

Value (cont.)	Label	Cases	Weighted	Percentage (weighted)
41	Due to having no acquaintances among local dwellers, was una	1	2.02	1.3%
42	Rude addressing	1	1.564	1.0%
44	Inconsiderateness of drivers towards passengers	1	1.221	0.8%
48	Absence of permanent registration	1	0.314	0.2%
50	Border crossing in a motor vehicle	1	2.085	1.4%
52	Was harassed due to my ethnicity	1	0.682	0.5%
53	Baggage and personal belongings's check	1	1.023	0.7%
56	Hard physical job for women	1	0.513	0.3%
57	Everything is problematic: from the goods purchasing to thei	1	1.586	1.0%
59	Difficulties with registration	1	0.666	0.4%
60	Bureaucratic customs procedures	2	1.146	0.8%
61	For some time had no employment	2	2.498	1.6%
62	I am not a citizen of this state	1	1.546	1.0%
66	Insufficient amount of cars to carry goods	6	5.12	3.4%
68	Absence of work permit	1	0.665	0.4%
70	Low salary of the population	1	1.54	1.0%
73	Customs officers spend much time to check personal belonging	1	0.673	0.4%
74	Poor condition of motor ways	10	10.007	6.6%
76	Was hurt due to being a villager	1	0.673	0.4%
81	Conflicts with tax inspection	1	0.952	0.6%
99	DK/NR	17	21.641	14.3%
Sysmiss		1361	1348.481	

#279 q74p_2: (Q74 Primary, 2nd). Name please two major difficulties that you had when traveli

Information	[type=discrete] [format=numeric] [valid=114] [valid(weighted)=120.911] [range=4-99]			
Literal question	Name please two major difficulties that you had when traveling and staying outside your village or city for work or trade?			
Security	Public			
Value	Label	Cases	Weighted	Percentage (weighted)
4	Registration problems	3	5.272	4.4%
6	Problems with customs department	2	1.982	1.6%
12	Policemen follow us, prevent us from working	4	5.002	4.1%
14	No accommodation	12	11.038	9.1%
27	Problems at border crossing	7	7.14	5.9%
30	Long distances	6	6.459	5.3%
31	High costs and travel expenses	19	19.088	15.8%
34	Problematic to find employment	2	1.848	1.5%
36	Money extortion by Immigration staff	1	0.585	0.5%
38	Money extortion by Customs staff	1	0.877	0.7%

File database_taj (cont.)

#279 q74p_2: (Q74 Primary, 2nd). Name please two major difficulties that you had when traveli (cont.)

Value (cont.)	Label	Cases	Weighted	Percentage (weighted)
39	Bad (rude) behavior of the staff at the border	3	2.444	2.0%
40	Unavailability of hotels, difficulties in finding accommodat	1	2.02	1.7%
43	The goods are delivered with a delay	1	1.564	1.3%
46	Money shortage	2	1.838	1.5%
48	Absence of permanent registration	3	4.795	4.0%
49	Absence of friends and relatives	2	4.023	3.3%
51	Absence of tax information and corruption at the border	1	1.343	1.1%
54	Duration of checks and expenses at border crossing	1	1.023	0.8%
55	Passport's registration	4	3.442	2.8%
58	Rights violation	2	1.331	1.1%
59	Difficulties with registration	1	0.673	0.6%
63	Spent 3 days in a police station	1	1.873	1.5%
64	Cannot walk freely in the city	1	1.329	1.1%
65	Expensive goods and food stuff prices	3	4.106	3.4%
67	High benzene price	2	1.794	1.5%
69	High fuel price	2	1.794	1.5%
70	Low salary of the population	1	0.673	0.6%
71	High car delivering goods rent	1	0.824	0.7%
72	Registration for getting an employment	1	0.624	0.5%
74	Poor condition of motor ways	16	14.788	12.2%
75	High transportation charges	1	1.248	1.0%
77	Humiliation in Russia	1	0.629	0.5%
78	Theft	1	1.257	1.0%
79	Delay of salary's payment in Russia	1	1.447	1.2%
80	Roads problems	1	0.51	0.4%
82	Unavailability of a determined selling place	1	0.952	0.8%
83	Poverty	1	1.375	1.1%
99	DK/NR	1	1.903	1.6%
Sysmiss		1386	1379.089	

#280 q74_1: (Q74 Secondary, 1st). Name please two major difficulties that you had when trave

Information	[type=discrete] [format=numeric] [valid=139] [valid(weighted)=151.519] [range=1-9]			
Literal question	Name please two major difficulties that you had when traveling and staying outside your village or city for work or trade?			
Security	Public			
Value	Label	Cases	Weighted	Percentage (weighted)
1	High costs and expenses	30	31.622	20.9%
3	Problems with police and temporary registration	23	22.177	14.6%
4	Problems with immigrations and customs staff	25	27.687	18.3%

File database_taj (cont.)

#280 q74_1: (Q74 Secondary, 1st). Name please two major difficulties that you had when trave (cont.)

Value (cont.)	Label	Cases	Weighted	Percentage (weighted)
5	Motorways problems, transportation and accommodation problem	27	28.796	19.0%
6	Employment problems, problems of settlement with the employe	11	12.133	8.0%
7	Other	6	7.463	4.9%
9	DK/NR	17	21.641	14.3%
Sysmiss		1361	1348.481	

#281 q74_2: (Q74 Secondary, 2nd). Name please two major difficulties that you had when trave

Information	[type=discrete] [format=numeric] [valid=102] [valid(weighted)=108.965] [range=1-9]			
Literal question	Name please two major difficulties that you had when traveling and staying outside your village or city for work or trade?			
Security	Public			
Value	Label	Cases	Weighted	Percentage (weighted)
1	High costs and expenses	29	28.632	26.3%
3	Problems with police and temporary registration	17	21.681	19.9%
4	Problems with immigrations and customs staff	9	8.829	8.1%
5	Motorways problems, transportation and accommodation problem	34	33.54	30.8%
6	Employment problems, problems of settlement with the employe	5	5.254	4.8%
7	Other	7	9.127	8.4%
9	DK/NR	1	1.903	1.7%
Sysmiss		1398	1391.035	

#282 q75p_1: (Q75 Primary, 1st). In your opinion, where does the greatest threat to the secur

Information	[type=discrete] [format=numeric] [valid=1500] [valid(weighted)=1500] [range=1-99]			
Literal question	In your opinion, where does the greatest threat to the security of Tajikistan come from or there is not such threat at all?			
Security	Public			
Value	Label	Cases	Weighted	Percentage (weighted)
1	From any ex-Soviet republic	12	13.419	0.9%
2	From any foreign state	82	97.189	6.5%
3	From any religious organisations	42	40.375	2.7%
4	From racketeers (organised crime)	202	213.674	14.2%
7	Terrorists	5	5.036	0.3%
13	From Afghanistan	1	0.521	0.0%
14	Americans	3	0.369	0.0%
16	Drugs addicts	1	0.952	0.1%
98	There's no particular danger	596	589.281	39.3%

File database_taj (cont.)

#282 q75p_1: (Q75 Primary, 1st). In your opinion, where does the greatest threat to the secur (cont.)

Value (cont.)	Label	Cases	Weighted	Percentage (weighted)
99	DK/NR	556	539.184	35.9%

#283 q75p_2: (Q75 Primary, 2nd). In your opinion, where does the greatest threat to the secur

Information	[type=discrete] [format=numeric] [valid=85] [valid(weighted)=91.558] [range=2-15]			
Literal question	In your opinion, where does the greatest threat to the security of Tajikistan come from or there is not such threat at all?			
Security	Public			
Value	Label	Cases	Weighted	Percentage (weighted)
2	From any foreign state	5	3.88	4.2%
3	From any religious organisations	30	36.049	39.4%
4	From racketeers (organised crime)	34	36.114	39.4%
7	Terrorists	12	8.616	9.4%
10	International terrorism	3	6.825	7.5%
15	Modjaheds	1	0.0737	0.1%
Sysmiss		1415	1408.442	

#284 q75_1: (Q75 Secondary, 1st). In your opinion, where does the greatest threat to the sec

Information	[type=discrete] [format=numeric] [valid=1500] [valid(weighted)=1500] [range=1-9]			
Literal question	In your opinion, where does the greatest threat to the security of Tajikistan come from or there is not such threat at all?			
Security	Public			
Value	Label	Cases	Weighted	Percentage (weighted)
1	From racketeers (organized crime)	202	213.674	14.2%
2	From any foreign state	98	111.498	7.4%
3	From any religious organizations	42	40.375	2.7%
4	From terrorists, including the international ones	5	5.036	0.3%
5	Other	1	0.952	0.1%
8	There`s no particular danger on the whole	596	589.281	39.3%
9	DK/NR	556	539.184	35.9%

#285 q75_2: (Q75 Secondary, 2nd). In your opinion, where does the greatest threat to the sec

Information	[type=discrete] [format=numeric] [valid=80] [valid(weighted)=87.678] [range=1-4]			
Literal question	In your opinion, where does the greatest threat to the security of Tajikistan come from or there is not such threat at all?			
Security	Public			
Value	Label	Cases	Weighted	Percentage (weighted)
1	From racketeers (organized crime)	34	36.114	41.2%
3	From any religious organizations	31	36.123	41.2%

File database_taj (cont.)

#285 q75_2: (Q75 Secondary, 2nd). In your opinion, where does the greatest threat to the sec (cont.)

Value (cont.)	Label	Cases	Weighted	Percentage (weighted)
4	From terrorists, including the international ones	15	15.441	17.6%
Sysmiss		1420	1412.322	

#286 q76p_1: (Q76 Primary, 1st). Which one (republic, country, organization) poses the bigges

Information	[type=discrete] [format=numeric] [valid=138] [valid(weighted)=153.274] [range=1-999]			
Literal question	Which one (republic, country, organization) poses the biggest threat?			
Security	Public			
Value	Label	Cases	Weighted	Percentage (weighted)
1	Terrorists (organisations)	4	5.471	3.6%
4	Afghanistan	39	49.485	32.3%
5	Hizb-ut-Tahrir	14	14.604	9.5%
8	Afghan terrorists	4	3.661	2.4%
12	Afghanistan - drugs trafficking	4	4.902	3.2%
16	An Arab country ("Arabiston")	1	2.015	1.3%
18	Its source is in Tajikistan (I.e. the locals)	1	0.257	0.2%
20	Tajikistan` s militaries	1	2.863	1.9%
23	Kyrgyzstan	1	0.666	0.4%
24	Religious fanatics	1	1.661	1.1%
26	On the whole religious organisations, responsible for acts o	1	0.673	0.4%
31	USA	13	10.273	6.7%
38	Drugs sales and trafficking	3	4.758	3.1%
42	Chechen terrorists - Basaev` s people	1	2.366	1.5%
68	America, as it assaults eastern countries without any ground	2	2.395	1.6%
69	Uzbekistan	7	7.433	4.8%
71	Religious fanatics	1	1.043	0.7%
72	America spreads various diseases	1	0.592	0.4%
74	People are affected by an unregistered party owing to the po	1	1.343	0.9%
75	Religious organisations are trying to establish an Islamic	1	1.872	1.2%
78	Uzbekistan` party "Hizb-ut-Tahrir"	1	1.996	1.3%
79	Intervention of southern states	1	1.03	0.7%
80	Spies	1	1.586	1.0%
81	The youth with distorted mentality	4	5.075	3.3%
998	NO RESPONSE	6	5.461	3.6%
999	DO NOT KNOW	24	19.795	12.9%
Sysmiss		1362	1346.726	

File database_taj (cont.)

#287 q76p_2: (Q76 Primary, 2nd). Which one (republic, country, organization) poses the biggest

Information	[type=discrete] [format=numeric] [valid=25] [valid(weighted)=28.084] [range=1-76]			
Literal question	Which one (republic, country, organization) poses the biggest threat?			
Security	Public			
Value	Label	Cases	Weighted	Percentage (weighted)
1	Terrorists (organisations)	2	2.366	8.4%
3	Wahhabists (groups)	2	1.996	7.1%
4	Afghanistan	4	4.216	15.0%
5	Hizb-ut-Tahrir	3	3.565	12.7%
10	Extremists organisations	1	1.03	3.7%
11	Russia	1	1.443	5.1%
15	Iraq	1	0.515	1.8%
31	USA	5	4.773	17.0%
60	China	3	6.488	23.1%
70	England	1	0.577	2.1%
73	China spreads various diseases	1	0.592	2.1%
76	Fanatics	1	0.522	1.9%
Sysmiss		1475	1471.916	

#288 q76_1: (Q76 Secondary, 1st). Which one (republic, country, organization) poses the bigg

Information	[type=discrete] [format=numeric] [valid=138] [valid(weighted)=153.274] [range=1-9]			
Literal question	Which one (republic, country, organization) poses the biggest threat?			
Security	Public			
Value	Label	Cases	Weighted	Percentage (weighted)
1	Afghanistan	47	58.048	37.9%
2	USA	16	13.259	8.7%
3	Hizb-ut-Tahrir	15	16.6	10.8%
4	Other extremist and religious groups and organizations	10	14.429	9.4%
5	Other states	9	10.113	6.6%
6	Other	11	15.568	10.2%
8	NO RESPONSE	6	5.461	3.6%
9	HARD TO ANSWER	24	19.795	12.9%
Sysmiss		1362	1346.726	

#289 q76_2: (Q76 Secondary, 2nd). Which one (republic, country, organization) poses the bigg

Information	[type=discrete] [format=numeric] [valid=24] [valid(weighted)=26.641] [range=1-5]			
Literal question	Which one (republic, country, organization) poses the biggest threat?			
Security	Public			
Value	Label	Cases	Weighted	Percentage (weighted)
1	Afghanistan	4	4.216	15.8%
2	USA	5	4.773	17.9%

File database_taj (cont.)#289 **q76_2: (Q76 Secondary, 2nd). Which one (republic, country, organization) poses the bigg** (cont.)

Value (cont.)	Label	Cases	Weighted	Percentage (weighted)
3	Hizb-ut-Tahrir	3	3.565	13.4%
4	Other extremist and religious groups and organizations	6	5.915	22.2%
5	Other states	6	8.172	30.7%
Sysmiss		1476	1473.359	

#290 **q77: (Q77). Which country in Central Asia do you regard as the most important partner**

Information	[type=discrete] [format=numeric] [valid=1500] [valid(weighted)=1500] [range=1-9]			
Literal question	Which country in Central Asia do you regard as the most important partner for Tajikistan?			
Security	Public			
Value	Label	Cases	Weighted	Percentage (weighted)
1	Kazakhstan	228	225.059	15.0%
2	Kyrgyzstan	434	426.447	28.4%
3	Turkmenistan	466	472.906	31.5%
4	Uzbekistan	42	38.1	2.5%
5	NONE OF THESE	139	149.165	9.9%
9	DK/NR	191	188.322	12.6%

#291 **q78p_1: (Q78 Primary, 1st). Which countries outside of Central Asia do you regard as the**

Information	[type=discrete] [format=numeric] [valid=1500] [valid(weighted)=1500] [range=1-99]			
Literal question	Which countries outside of Central Asia do you regard as the most important partners for Tajikistan?			
Security	Public			
Value	Label	Cases	Weighted	Percentage (weighted)
1	Russia	971	994.763	66.3%
2	America / USA	2	1.918	0.1%
4	Germany	3	3.802	0.3%
5	China	84	74.815	5.0%
6	Japan	3	4.033	0.3%
7	India	3	3.615	0.2%
8	Korea	1	0.877	0.1%
9	Turkey	6	5.401	0.4%
11	Ukraine	4	3.724	0.2%
13	France	1	0.632	0.0%
15	Arabiston (an Arab country)	3	2.48	0.2%
16	Iran	145	144.46	9.6%
17	Saudi Arabia	3	2.514	0.2%
22	Afghanistan	4	2.593	0.2%
24	Belorussia	3	4.369	0.3%
39	Pakistan	3	5.027	0.3%
47	Armenia	1	0.623	0.0%

File database_taj (cont.)

#291 q78p_1: (Q78 Primary, 1st). Which countries outside of Central Asia do you regard as the (cont.)

Value (cont.)	Label	Cases	Weighted	Percentage (weighted)
52	Vietnam	1	0.623	0.0%
98	NOT A SINGLE COUNTRY	52	47.695	3.2%
99	DK/NR	207	196.038	13.1%

#292 q78p_2: (Q78 Primary, 2nd). Which countries outside of Central Asia do you regard as the

Information	[type=discrete] [format=numeric] [valid=1077] [valid(weighted)=1092.161] [range=1-54]			
Literal question	Which countries outside of Central Asia do you regard as the most important partners for Tajikistan?			
Security	Public			
Value	Label	Cases	Weighted	Percentage (weighted)
1	Russia	130	126.258	11.6%
2	America / USA	70	71.589	6.6%
4	Germany	38	33.761	3.1%
5	China	262	259.655	23.8%
6	Japan	8	9.875	0.9%
7	India	12	14.365	1.3%
8	Korea	2	3.215	0.3%
9	Turkey	48	54.089	5.0%
10	Southern Korea	1	1.911	0.2%
11	Ukraine	37	34.347	3.1%
12	England	7	6.962	0.6%
13	France	1	1.278	0.1%
14	Moldova	2	1.175	0.1%
15	Arabiston (an Arab country)	13	12.037	1.1%
16	Iran	337	343.954	31.5%
17	Saudi Arabia	4	3.973	0.4%
20	All European countries	2	1.857	0.2%
22	Afghanistan	15	15.237	1.4%
24	Belorussia	46	50.211	4.6%
25	Kyrgyzstan	1	0.295	0.0%
29	Italy	4	4.482	0.4%
31	Azerbaijan	2	1.255	0.1%
37	Georgia	3	2.68	0.2%
39	Pakistan	17	17.581	1.6%
42	Europe	4	5.989	0.5%
47	Armenia	2	3.128	0.3%
49	Foreign countries	1	1.043	0.1%
50	Dubai	3	2.831	0.3%
51	Mexico	2	2.338	0.2%
52	Vietnam	1	2.492	0.2%
53	Norway	1	0.637	0.1%
54	Iraq	1	1.661	0.2%
Sysmiss		423	407.839	

File database_taj (cont.)

#293 q78p_3: (Q78 Primary, 3rd). Which countries outside of Central Asia do you regard as the

Information	[type=discrete] [format=numeric] [valid=851] [valid(weighted)=859.669] [range=1-55]			
Literal question	Which countries outside of Central Asia do you regard as the most important partners for Tajikistan?			
Security	Public			
Value	Label	Cases	Weighted	Percentage (weighted)
1	Russia	72	68.552	8.0%
2	America / USA	36	39.864	4.6%
4	Germany	31	29.1	3.4%
5	China	239	240.419	28.0%
6	Japan	20	18.225	2.1%
7	India	23	22.246	2.6%
8	Korea	4	2.395	0.3%
9	Turkey	61	73.323	8.5%
10	Southern Korea	1	0.936	0.1%
11	Ukraine	24	26.306	3.1%
12	England	10	6.692	0.8%
13	France	8	8.966	1.0%
14	Moldova	3	3.277	0.4%
15	Arabiston (an Arab country)	14	14.428	1.7%
16	Iran	213	215.446	25.1%
17	Saudi Arabia	5	3.809	0.4%
22	Afghanistan	24	22.202	2.6%
24	Belorussia	24	22.631	2.6%
29	Italy	2	3.553	0.4%
31	Azerbaijan	5	6.236	0.7%
32	Canada	1	0.624	0.1%
35	Switzerland	1	0.637	0.1%
37	Georgia	2	1.999	0.2%
39	Pakistan	15	14.085	1.6%
47	Armenia	8	8.03	0.9%
48	Uzbekistan	2	2.324	0.3%
50	Dubai	2	2.085	0.2%
55	Eastern countries	1	1.278	0.1%
Sysmiss		649	640.331	

#294 q78_1: (Q78 Secondary, 1st). Which countries outside of Central Asia do you regard as t

Information	[type=discrete] [format=numeric] [valid=1500] [valid(weighted)=1500] [range=1-99]			
Literal question	Which countries outside of Central Asia do you regard as the most important partners for Tajikistan?			
Security	Public			
Value	Label	Cases	Weighted	Percentage (weighted)
1	Russia	971	994.763	66.3%
2	Iran	145	144.46	9.6%
3	China	84	74.815	5.0%

File database_taj (cont.)

#294 q78_1: (Q78 Secondary, 1st). Which countries outside of Central Asia do you regard as t (cont.)

Value (cont.)	Label	Cases	Weighted	Percentage (weighted)
4	Turkey	6	5.401	0.4%
5	America / USA	2	1.918	0.1%
6	Belorussia	3	4.369	0.3%
7	Germany	3	3.802	0.3%
8	Ukraine	4	3.724	0.2%
9	Afghanistan	4	2.593	0.2%
10	India	3	3.615	0.2%
11	Pakistan	3	5.027	0.3%
12	Japan	3	4.033	0.3%
13	Other ex-Soviet countries	1	0.623	0.0%
14	Other Arabian countries	6	4.994	0.3%
15	Other European countries	1	0.632	0.0%
16	Other countries	2	1.5	0.1%
98	NO SUCH A COUNTRY	52	47.695	3.2%
99	DK/NR	207	196.038	13.1%

#295 q78_2: (Q78 Secondary, 2nd). Which countries outside of Central Asia do you regard as t

Information	[type=discrete] [format=numeric] [valid=1077] [valid(weighted)=1092.161] [range=1-16]			
Literal question	Which countries outside of Central Asia do you regard as the most important partners for Tajikistan?			
Security	Public			
Value	Label	Cases	Weighted	Percentage (weighted)
1	Russia	131	126.881	11.6%
2	Iran	337	343.954	31.5%
3	China	262	259.655	23.8%
4	Turkey	48	54.089	5.0%
5	America / USA	70	71.589	6.6%
6	Byelorussia	46	50.211	4.6%
7	Germany	38	33.761	3.1%
8	Ukraine	37	34.347	3.1%
9	Afghanistan	15	15.237	1.4%
10	India	12	14.365	1.3%
11	Pakistan	17	17.581	1.6%
12	Japan	8	9.875	0.9%
13	Other ex-Soviet countries	9	7.91	0.7%
14	Other Arabian countries	21	20.502	1.9%
15	Other European countries	19	21.207	1.9%
16	Other countries	7	10.999	1.0%
Sysmiss		423	407.839	

File database_taj (cont.)

#296 q78_3: (Q78 Secondary, 3rd). Which countries outside of Central Asia do you regard as t

Information	[type=discrete] [format=numeric] [valid=845] [valid(weighted)=854.442] [range=1-16]			
Literal question	Which countries outside of Central Asia do you regard as the most important partners for Tajikistan?			
Security	Public			
Value	Label	Cases	Weighted	Percentage (weighted)
1	Russia	71	67.929	8.0%
2	Iran	213	215.446	25.2%
3	China	239	240.419	28.1%
4	Turkey	61	73.323	8.6%
5	America / USA	36	39.864	4.7%
6	Byelorussia	24	22.631	2.6%
7	Germany	31	29.1	3.4%
8	Ukraine	24	26.306	3.1%
9	Afghanistan	24	22.202	2.6%
10	India	23	22.246	2.6%
11	Pakistan	15	14.085	1.6%
12	Japan	20	18.225	2.1%
13	Other ex-Soviet countries	17	18.835	2.2%
14	Other Arabian countries	21	20.323	2.4%
15	Other European countries	19	18.276	2.1%
16	Other countries	7	5.233	0.6%
Sysmiss		655	645.558	

#297 q79: (Q79). How do you assess the economic cooperation in Central Asia over the last

Information	[type=discrete] [format=numeric] [valid=1500] [valid(weighted)=1500] [range=1-9]			
Literal question	How do you assess the economic cooperation in Central Asia over the last 2 to 3 years?			
Security	Public			
Value	Label	Cases	Weighted	Percentage (weighted)
1	Very good	196	195.443	13.0%
2	Somewhat good	864	879.702	58.6%
3	Somewhat bad	148	149.123	9.9%
4	Very bad	48	44.872	3.0%
9	DK/NR	244	230.861	15.4%

#298 q80p_1: (Q80 Primary, 1st). Name please the two most important issues for cooperation be

Information	[type=discrete] [format=numeric] [valid=1500] [valid(weighted)=1500] [range=1-99]			
Literal question	Name please the two most important issues for cooperation between Tajikistan and other Central Asian countries?			
Security	Public			
Value	Label	Cases	Weighted	Percentage (weighted)
1	Trade, transportation, goods delivery via borders	856	866.736	57.8%

File database_taj (cont.)#298 **q80p_1: (Q80 Primary, 1st). Name please the two most important issues for cooperation be** (cont.)

Value (cont.)	Label	Cases	Weighted	Percentage (weighted)
2	Regional security	235	250.115	16.7%
3	Migration is the movement of people abroad for employment	115	110.199	7.3%
4	Use of water, water resources administration	48	38.525	2.6%
5	The environment, ecology	26	20.28	1.4%
6	Financial services, such as transactions, transfers of finan	13	13.346	0.9%
7	Prevention of drugs use and sales	58	58.173	3.9%
8	Prevention of people`s trafficking, especially of women and	10	9.593	0.6%
9	Social security, pensions and allowances	2	3.688	0.2%
99	DK/NR	137	129.345	8.6%

#299 **q80p_2: (Q80 Primary, 2nd). Name please the two most important issues for cooperation be**

Information	[type=discrete] [format=numeric] [valid=1267] [valid(weighted)=1272.498] [range=1-17]			
Literal question	Name please the two most important issues for cooperation between Tajikistan and other Central Asian countries?			
Security	Public			
Value	Label	Cases	Weighted	Percentage (weighted)
1	Trade, transportation, goods delivery via borders	1	2.291	0.2%
2	Regional security	277	280.721	22.1%
3	Migration is the movement of people abroad for employment	178	181.085	14.2%
4	Use of water, water resources administration	117	114.399	9.0%
5	The environment, ecology	64	60.304	4.7%
6	Financial services, such as transactions, transfers of finan	77	72.727	5.7%
7	Prevention of drugs use and sales	371	379.311	29.8%
8	Prevention of people`s trafficking, especially of women and	126	119.274	9.4%
9	Social security, pensions and allowances	50	55.078	4.3%
10	Economic co-operation	1	1.461	0.1%
16	Struggle against terrorism	4	4.969	0.4%
17	Scientific co-operation	1	0.877	0.1%
Sysmiss		233	227.502	

#300 **q80_1: (Q80 Secondary, 1st). Name please the two most important issues for cooperation**

Information	[type=discrete] [format=numeric] [valid=1500] [valid(weighted)=1500] [range=1-99]
Literal question	Name please the two most important issues for cooperation between Tajikistan and other Central Asian countries?
Security	Public

File database_taj (cont.)

#300 q80_1: (Q80 Secondary, 1st). Name please the two most important issues for cooperation (cont.)

Value	Label	Cases	Weighted	Percentage (weighted)
1	Trade, transportation, goods delivery via borders - economic	856	866.736	57.8%
2	Regional security	235	250.115	16.7%
3	Prevention of drugs use and sales	58	58.173	3.9%
4	Migration is the movement of people abroad for employment	115	110.199	7.3%
5	Use of water, water resources administration	48	38.525	2.6%
6	Prevention of people's trafficking, especially of women and	10	9.593	0.6%
7	The environment, ecology	26	20.28	1.4%
8	Financial services, such as transactions, transfers of finan	13	13.346	0.9%
9	Social security, pensions and allowances	2	3.688	0.2%
99	DK/NR	137	129.345	8.6%

#301 q80_2: (Q80 Secondary, 2nd). Name please the two most important issues for cooperation

Information	[type=discrete] [format=numeric] [valid=1266] [valid(weighted)=1271.621] [range=1-10]			
Literal question	Name please the two most important issues for cooperation between Tajikistan and other Central Asian countries?			
Security	Public			
Value	Label	Cases	Weighted	Percentage (weighted)
1	Trade, transportation, goods delivery via borders - economic	2	3.753	0.3%
2	Regional security	277	280.721	22.1%
3	Prevention of drugs use and sales	371	379.311	29.8%
4	Migration is the movement of people abroad for employment	178	181.085	14.2%
5	Use of water, water resources administration	117	114.399	9.0%
6	Prevention of people's trafficking, especially of women and	126	119.274	9.4%
7	The environment, ecology	64	60.304	4.7%
8	Financial services, such as transactions, transfers of finan	77	72.727	5.7%
9	Social security, pensions and allowances	50	55.078	4.3%
10	Other	4	4.969	0.4%
Sysmiss		234	228.379	

#302 q81: (Q81). Are you generally satisfied or dissatisfied with the situation in Tajikis

Information	[type=discrete] [format=numeric] [valid=1500] [valid(weighted)=1500] [range=1-9]			
Literal question	Are you generally satisfied or dissatisfied with the situation in Tajikistan today?			
Security	Public			
Value	Label	Cases	Weighted	Percentage (weighted)
1	Very satisfied	76	78.379	5.2%

File database_taj (cont.)

#302 q81: (Q81). Are you generally satisfied or dissatisfied with the situation in Tajikis (cont.)

Value (cont.)	Label	Cases	Weighted	Percentage (weighted)
2	Fairly satisfied	700	707.423	47.2%
3	Fairly dissatisfied	562	550.074	36.7%
4	Very dissatisfied	84	85.088	5.7%
9	DK/NR	78	79.035	5.3%

#303 q82p_1: (Q82 Primary, 1st). In your opinion, what are the three most important problems

Information	[type=discrete] [format=numeric] [valid=1500] [valid(weighted)=1500] [range=1-475]			
Literal question	In your opinion, what are the three most important problems in Tajikistan today?			
Security	Public			
Value	Label	Cases	Weighted	Percentage (weighted)
1	Drinkable water unavailability	1	0.998	0.1%
2	Poor ecology	3	3.668	0.2%
3	Unemployment	356	347.808	23.2%
4	To exterminate terrorists (threat)	1	0.746	0.0%
6	No employment for the youth	10	11.142	0.7%
8	No employment in villages	13	12.006	0.8%
10	Shortage of money/ Financial difficulties of the population	6	4.881	0.3%
12	Foodstuff high prices	4	2.303	0.2%
17	Low wages	97	90.059	6.0%
18	To distribute adequately the land between dekhkans and farme	1	1.188	0.1%
20	That the borders were established with other countries (clos	1	0.501	0.0%
23	Many drawbacks in public health service	1	1.208	0.1%
25	Overall high prices/ Expensiveness	10	8.297	0.6%
26	Delays in salaries` payment	4	4.509	0.3%
27	Delay of allowances and pensions payment	1	0.585	0.0%
29	Expensive education	9	7.364	0.5%
31	High taxes	1	0.682	0.0%
33	The youth unemployment	36	35.859	2.4%
36	To resume production (to build a plant)	13	16.549	1.1%
37	Cash in banks issue	5	3.594	0.2%
38	Low educational_level due to low salaries paid to teachers	7	6.037	0.4%
39	Factories and plants stand still	33	31.94	2.1%
40	Unemployment among the rural youth	3	3.467	0.2%
41	Due to paid education the youth remains illiterate	2	3.445	0.2%
42	The amount of vacancies should be augmented / Insufficient	104	101.939	6.8%
46	Prevention of drugs, drugs addiction and drugs business	35	41.303	2.8%
47	Economic development/low economic level	26	29.008	1.9%

File database_taj (cont.)

#303 q82p_1: (Q82 Primary, 1st). In your opinion, what are the three most important problems (cont.)

Value (cont.)	Label	Cases	Weighted	Percentage (weighted)
48	Improvement of the population's living standards /low living	23	19.909	1.3%
49	The fact that education is now paid/ one can get education i	1	0.624	0.0%
54	Absence of prestigious jobs	4	3.27	0.2%
62	Growth of drugs addiction	2	3.436	0.2%
65	To consider the youth/the youth is being ignored	2	2.745	0.2%
66	Poverty	45	48.901	3.3%
67	Prices growth, absence of control	1	0.608	0.0%
68	Prevention of corruption/ Bribery	29	29.698	2.0%
72	Shortage/irregular supply of gas	8	7.335	0.5%
74	The youth issue	2	2.013	0.1%
75	Low pensions and allowances	6	8.307	0.6%
79	To protect the future generation's health	1	1.661	0.1%
80	Paid medicine	1	0.671	0.0%
83	Gas supply installation problem	4	2.49	0.2%
84	Improvement of social standing/social security/ social assis	1	0.672	0.0%
85	Water supply problem	3	2.021	0.1%
86	Migration problems	7	9.025	0.6%
87	Moral decadence	1	0.147	0.0%
93	To consider rural schools	1	0.369	0.0%
95	Electricity supply interruptions	39	29.909	2.0%
99	DK/NR	259	287.199	19.1%
100	To pay attention to people's education - to increase wages t	1	0.341	0.0%
104	Augmentation of pensions/ Low pension allowance	11	12.945	0.9%
107	Price growth/ Inflation	1	1.005	0.1%
109	Improvement of national financial standing/ Financial diffic	1	0.336	0.0%
110	Solution of economic issues/ Economic difficulties	13	12.973	0.9%
111	Production of good quality foodstuff	1	0.592	0.0%
112	Problems with cash to pay out salaries	2	1.805	0.1%
115	To improve teaching in secondary schools/ Poor education at	3	1.83	0.1%
119	Drugs trafficking into the country/ distribution (drugs busi	7	4.956	0.3%
122	To get an employment one should have someone to put in a wor	1	1	0.1%
125	Low income of the population	1	0.599	0.0%
129	Expensive housing	2	1.703	0.1%
130	High prices for goods	1	0.522	0.0%
135	Low educational level of the youth	5	5.535	0.4%
136	Trade development	1	1.269	0.1%

File database_taj_(cont.)

#303 q82p_1: (Q82 Primary, 1st). In your opinion, what are the three most important problems (cont.)

Value (cont.)	Label	Cases	Weighted	Percentage (weighted)
144	Mass migration abroad	1	0.946	0.1%
151	National products for export/ the problem of exporting natio	1	1.994	0.1%
152	Unavailability of sports sections for children	1	0.969	0.1%
159	Cash turnover	1	0.599	0.0%
161	Low level of culture	1	0.521	0.0%
167	Low wages of doctors	1	0.637	0.0%
168	Commercial sex prevention	1	0.319	0.0%
169	Weak foodstuff export	2	3.507	0.2%
170	Many young people leave for Russia to work (due to unemploym	4	2.603	0.2%
171	Disrespect towards pensioners and the elderly	1	0.592	0.0%
177	Transportation issue	2	1.219	0.1%
178	The disabled are left to themselves (not taken care after)	1	0.296	0.0%
184	Unavailability of labour exchange	1	1.331	0.1%
187	No good /well-paid jobs	7	6.887	0.5%
192	Looking for employment abroad/labour migration is increasing	18	17.679	1.2%
193	Drinkable water supply (shortage)	4	2.534	0.2%
203	Absence of money	2	1.232	0.1%
207	Insufficient amount of money for foodstuffs	2	1.146	0.1%
212	Expensive travel expenses	2	1.375	0.1%
220	No perspectives and no future for the youth	1	1.329	0.1%
236	To bring up an educated young generation, illiteracy	3	2.825	0.2%
249	Drinkable water is salty, poor quality	2	0.147	0.0%
254	To educate the youth abroad and to send them back to the cou	1	0.624	0.0%
261	High grains prices	4	4.856	0.3%
262	Shortage of lands, sowing lands	1	1.248	0.1%
265	The issue of going abroad	1	1.664	0.1%
268	Absence of profit-generating jobs	5	4.638	0.3%
270	To annihilate Hizn-ut-Tahrir	1	1.293	0.1%
273	Water problem	1	1.007	0.1%
275	Educational sphere	1	1.248	0.1%
284	Low moral and spiritual level of population	6	2.504	0.2%
291	Pure drinkable water problem	5	5.25	0.4%
294	Increase of the poverty level	1	0.599	0.0%
309	Personnel shortage	4	3.707	0.2%
310	Social issues	8	5.987	0.4%
314	Construction of houses	2	1.352	0.1%
318	Fuel shortage	4	2.35	0.2%
319	Low teaching level at schools/education	7	7.088	0.5%
322	Allocation of plots of lands (young families)	1	0.673	0.0%

File database_taj_(cont.)

#303 q82p_1: (Q82 Primary, 1st). In your opinion, what are the three most important problems (cont.)

Value (cont.)	Label	Cases	Weighted	Percentage (weighted)
323	Construction of a power plant (independent electricity suppl	14	13.014	0.9%
324	Motorway`s issue (poor quality)	1	0.877	0.1%
325	The population`s illiteracy	4	2.636	0.2%
326	Unavailability of electricity	7	10.677	0.7%
327	Uneducated youth, reluctance to get a specialty	1	1.775	0.1%
329	Poor housing conditions (unavailability of gas, electricity,	3	2.21	0.1%
331	Difficulties to enter universities	4	4.617	0.3%
333	No employment for refugees	1	0.877	0.1%
337	Virtually there`s no production in Tajikistan	1	2.085	0.1%
341	Most of the budget is spent on the construction of state bui	1	1.443	0.1%
344	Russian troops` withdrawal from the Tajikistan`s border	1	1.043	0.1%
347	Women`s unemployment	7	9.316	0.6%
349	Specialists are not provided with employment	2	1.201	0.1%
354	There are many illiterate specialists	1	1.732	0.1%
355	Unavailability of experienced teachers in universities	1	0.577	0.0%
358	The tunnel`s construction	2	2.826	0.2%
359	Homeless youth	1	0.887	0.1%
361	Men leaving abroad for work and not coming back	1	1.775	0.1%
365	Many children in the family	1	0.488	0.0%
366	Viral diseases	1	0.488	0.0%
368	Preparation of motorways for winter period / motorway issue	1	1.996	0.1%
370	Education - low level	4	2.865	0.2%
373	Labour migration	2	2.207	0.1%
374	Education in universities	1	0.67	0.0%
378	Men`s migration of Central Asian countries and Russia	1	0.63	0.0%
383	Prevention of international conflicts	1	0.599	0.0%
386	Protectionism	2	1.661	0.1%
388	Work control`s abolition	1	1.343	0.1%
389	Industrial integration	1	1.343	0.1%
391	Insufficient means to build plants	1	1.1	0.1%
393	No permanent employment	2	2.396	0.2%
397	Few men left in the Republic	1	1.023	0.1%
400	In power industry	1	3.743	0.2%
401	Food shortage	1	1.872	0.1%
403	Unavailability of modern schools	1	0.936	0.1%
408	Motorway`s construction	1	0.632	0.0%
414	Railway construction	1	0.623	0.0%

File database_taj (cont.)

#303 q82p_1: (Q82 Primary, 1st). In your opinion, what are the three most important problems (cont.)

Value (cont.)	Label	Cases	Weighted	Percentage (weighted)
421	Public health service	1	1.329	0.1%
422	Border crossing problem	2	2.597	0.2%
423	Young men do not want to serve in the army	1	0.665	0.0%
424	Low standards of medical institutions service	1	2.042	0.1%
425	Enterprises are not functioning to the full	2	0.743	0.0%
427	Children do not attend school	1	0.522	0.0%
428	Children`s future	1	1.661	0.1%
429	The poor upbringing of the youth	1	0.522	0.0%
434	Unavailability of transportation means to other countries	1	2.028	0.1%
440	The problem of visiting other countries	3	2.661	0.2%
441	Human rights infringement by the Government	1	0.997	0.1%
442	Low culture of citizens	1	1.329	0.1%
443	Step-by-step improvement of national currency`s value	1	1.994	0.1%
444	Low educational level in kindergartens	1	1.661	0.1%
445	Local migration	1	0.639	0.0%
446	The problem of the disabled	1	1.994	0.1%
449	National conflict	1	0.665	0.0%
452	Shortage of cotton gathering machines	1	0.936	0.1%
454	Bad motorway via the mountainous pass	1	0.624	0.0%
457	No permanent employment	7	6.481	0.4%
458	Instigation	1	0.673	0.0%
459	"Seniority" in the army	1	0.673	0.0%
460	Weak state administration	1	0.673	0.0%
462	Societal structures (state) functions the wrong way	2	1.79	0.1%
475	Low stipends	1	1.636	0.1%

#304 q82p_2: (Q82 Primary, 2nd). In your opinion, what are the three most important problems

Information	[type=discrete] [format=numeric] [valid=1196] [valid(weighted)=1159.939] [range=1-479]			
Literal question	In your opinion, what are the three most important problems in Tajikistan today?			
Security	Public			
Value	Label	Cases	Weighted	Percentage (weighted)
1	Drinkable water unavailability	7	4.424	0.4%
2	Poor ecology	3	3.542	0.3%
3	Unemployment	127	115.575	10.0%
4	To exterminate terrorists (threat)	1	1.663	0.1%
5	Wahhabists` threat	1	1.194	0.1%
6	No employment for the youth	7	7.136	0.6%
8	No employment in villages	3	1.844	0.2%
9	Unavailability of finances for children`s	1	0.295	0.0%

File database_taj_(cont.)

#304 q82p_2: (Q82 Primary, 2nd). In your opinion, what are the three most important problems (cont.)

Value (cont.)	Label	Cases	Weighted	Percentage (weighted)
	education in Univ			
10	Shortage of money/ Financial difficulties of the population	12	10.286	0.9%
12	Foodstuff high prices	18	20.971	1.8%
17	Low wages	177	161.839	14.0%
20	That the borders were established with other countries (clos	1	1.269	0.1%
22	High prices in public health/ Costly public health (medical	1	1.851	0.2%
23	Many drawbacks in public health service	3	2.557	0.2%
25	Overall high prices/ Expensiveness	27	24.167	2.1%
26	Delays in salaries` payment	5	3.633	0.3%
27	Delay of allowances and pensions payment	1	0.29	0.0%
29	Expensive education	11	7.739	0.7%
31	High taxes	2	1.846	0.2%
32	Price growth for municipal services	2	4.091	0.4%
33	The youth unemployment	14	13.988	1.2%
36	To resume production (to build a plant)	21	18.867	1.6%
37	Cash in banks issue	1	0.594	0.1%
38	Low educational level due to low salaries paid to teachers	4	4.573	0.4%
39	Factories and plants stand still	30	28.823	2.5%
40	Unemployment among the rural youth	1	2.06	0.2%
41	Due to paid education the youth remains illiterate	1	1.183	0.1%
42	The amount of vacancies should be augmented / Insufficient a	50	48.999	4.2%
45	Practically no co-operation with the neighbouring countries	1	1.375	0.1%
46	Prevention of drugs, drugs addiction and drugs business	27	28.034	2.4%
47	Economic development/low economic level	23	21.996	1.9%
48	Improvement of the population`s living standards /low living	31	34.938	3.0%
49	The fact that education is now paid/ one can get education i	3	3.634	0.3%
54	Absence of prestigious jobs	2	2.568	0.2%
65	To consider the youth/the youth is being ignored	5	3.569	0.3%
66	Poverty	35	33.06	2.9%
68	Prevention of corruption/ Bribery	28	25.969	2.2%
72	Shortage/irregular supply of gas	13	12.188	1.1%
74	The youth issue	4	6.797	0.6%
75	Low pensions and allowances	7	8.286	0.7%
80	Paid medicine	3	1.541	0.1%
81	Expensive school manuals	1	0.492	0.0%
83	Gas supply installation problem	2	2.584	0.2%

File database_taj_(cont.)

#304 q82p_2: (Q82 Primary, 2nd). In your opinion, what are the three most important problems (cont.)

Value (cont.)	Label	Cases	Weighted	Percentage (weighted)
84	Improvement of social standing/social security/ social assis	1	0.946	0.1%
85	Water supply problem	1	0.521	0.0%
86	Migration problems	9	10.045	0.9%
87	Moral decadence	1	1.343	0.1%
88	Crime prevention	2	4.524	0.4%
95	Electricity supply interruptions	60	53.592	4.6%
100	To pay attention to people's education - to increase wages t	1	0.818	0.1%
104	Augmentation of pensions/ Low pension allowance	15	18.414	1.6%
107	Price growth/ Inflation	2	3.001	0.3%
110	Solution of economic issues/ Economic difficulties	17	15.886	1.4%
112	Problems with cash to pay out salaries	1	0.302	0.0%
115	To improve teaching in secondary schools/ Poor education at	3	4.379	0.4%
119	Drugs trafficking into the country/ distribution (drugs busi	4	3.596	0.3%
122	To get an employment one should have someone to put in a wor	2	1.277	0.1%
125	Low income of the population	2	1.188	0.1%
129	Expensive housing	1	0.328	0.0%
130	High prices for goods	1	0.501	0.0%
133	All things are done via acquaintances, by protectionism	1	0.623	0.1%
134	Absence of freedom of speech	1	0.522	0.0%
135	Low educational level of the youth	11	11.452	1.0%
136	Trade development	1	0.624	0.1%
138	To protect the national security	1	1.503	0.1%
145	Shortage of teachers at schools	1	0.603	0.1%
153	Pensioners are an unprotected strata of population	3	3.447	0.3%
155	Paid education/ Contract education	3	3.225	0.3%
161	Low level of culture	3	2.876	0.2%
164	To consider insufficiently provided families	1	0.584	0.1%
167	Low wages of doctors	1	0.637	0.1%
168	Commercial sex prevention	1	1.275	0.1%
170	Many young people leave for Russia to work (due to unemploym	1	0.335	0.0%
177	Transportation issue	6	3.613	0.3%
179	Housing problems	3	2.657	0.2%
183	Expensive benzene	1	1.775	0.2%
187	No good /well-paid jobs	2	1.565	0.1%
192	Looking for employment abroad/labour migration is increasing	17	16.931	1.5%
193	Drinkable water supply (shortage)	7	6.072	0.5%

File database_taj_(cont.)

#304 q82p_2: (Q82 Primary, 2nd). In your opinion, what are the three most important problems (cont.)

Value (cont.)	Label	Cases	Weighted	Percentage (weighted)
195	Improvement of the youth's cultural level/low level	1	1.732	0.1%
203	Absence of money	13	11.795	1.0%
204	School manuals' rent	1	0.656	0.1%
206	Multiple divorces	2	1.61	0.1%
207	Insufficient amount of money for foodstuffs	1	0.656	0.1%
211	Absence of wheat grains for sowing	1	1.479	0.1%
212	Expensive travel expenses	6	4.046	0.3%
214	No employment for men	1	1.269	0.1%
226	To carry out reforms in farming	1	0.672	0.1%
236	To bring up an educated young generation, illiteracy	1	1.331	0.1%
239	To promote the frequency of communication between people	1	0.665	0.1%
240	To strengthen the borders	2	2.015	0.2%
243	Shortage of irrigation water	1	1.283	0.1%
249	Drinkable water is salty, poor quality	2	0.221	0.0%
261	High grains prices	7	7.967	0.7%
262	Shortage of lands, sowing lands	4	2.314	0.2%
268	Absence of profit-generating jobs	3	2.965	0.3%
270	To annihilate Hizn-ut-Tahrir	3	1.957	0.2%
273	Water problem	2	0.934	0.1%
275	Educational sphere	6	6.628	0.6%
284	Low moral and spiritual level of population	1	0.295	0.0%
290	Free of charge public health service	1	2.366	0.2%
291	Pure drinkable water problem	6	5.555	0.5%
306	Improvement of relations with neighbouring republics and sta	1	0.492	0.0%
307	Preparation of the market personnel - to promote their cultu	1	1.227	0.1%
309	Personnel shortage	2	1.621	0.1%
310	Social issues	14	14.2	1.2%
311	Labour migration to Russia	5	5.853	0.5%
313	High price for flour	1	0.314	0.0%
314	Construction of houses	5	6.651	0.6%
316	Poverty and ignorance caused by illiteracy	1	1.183	0.1%
318	Fuel shortage	4	3.457	0.3%
319	Low teaching level at schools/education	6	7.321	0.6%
320	Many disease are imported	2	1.479	0.1%
322	Allocation of plots of lands (young families)	2	1.19	0.1%
323	Construction of a power plant (independent electricity suppl	33	34.144	2.9%
324	Motorway's issue (poor quality)	2	1.109	0.1%
325	The population's illiteracy	5	5.926	0.5%
326	Unavailability of electricity	10	11.321	1.0%
327	Uneducated youth, reluctance to get a	1	1.754	0.2%

File database_taj (cont.)

#304 q82p_2: (Q82 Primary, 2nd). In your opinion, what are the three most important problems (cont.)

Value (cont.)	Label	Cases	Weighted	Percentage (weighted)
	specialty			
328	Infectious diseases	1	0.585	0.1%
329	Poor housing conditions (unavailability of gas, electricity,	8	7.498	0.6%
330	The young people`s leisure time issue	1	1.754	0.2%
331	Difficulties to enter universities	4	3.927	0.3%
334	Improvement of a village (town)	1	1.169	0.1%
335	Deportation of Tajik workers	1	0.585	0.1%
338	Too many cars appeared	1	2.085	0.2%
343	Politics	1	1.043	0.1%
345	High posts are held by individuals, who are incapable to ana	1	1.043	0.1%
347	Women`s unemployment	1	1.809	0.2%
348	Plants stand still	3	3.755	0.3%
350	Limitation of the rights of working people	1	0.478	0.0%
352	Unavailability of postal services	1	0.577	0.0%
353	Unavailability of modern machinery	1	2.309	0.2%
357	Unavailability of state building sites	1	1.49	0.1%
358	The tunnel`s construction	8	6.373	0.5%
360	Cheap payments to labour migrants in Russia	1	0.296	0.0%
362	The youth has no complete secondary education	1	1.775	0.2%
364	Commercial sex	8	8.56	0.7%
365	Many children in the family	1	0.488	0.0%
368	Preparation of motorways for winter period / motorway issue	1	1.996	0.2%
370	Education - low level	8	9.709	0.8%
371	Preparation for winter season	1	2.495	0.2%
372	Expensive foodstuffs	1	0.597	0.1%
373	Labour migration	5	3.777	0.3%
374	Education in universities	1	0.998	0.1%
375	Poor conditions of motorways	1	1.576	0.1%
377	Shortage of teachers	2	1.529	0.1%
382	Construction of bridges	1	0.894	0.1%
386	Protectionism	8	8.631	0.7%
387	Increase of the law protecting departments` staff	1	1.343	0.1%
393	No permanent employment	6	4.139	0.4%
399	Providing work conditions	1	0.341	0.0%
401	Food shortage	1	1.872	0.2%
402	Absence of learning conditions	1	2.495	0.2%
404	The authorities do not pay attention to the upbringing of p	1	1.248	0.1%
405	Business development	1	1.994	0.2%
406	Demographic issue (high birth rate)	1	1.497	0.1%

File database_taj_(cont.)

#304 q82p_2: (Q82 Primary, 2nd). In your opinion, what are the three most important problems (cont.)

Value (cont.)	Label	Cases	Weighted	Percentage (weighted)
407	To increase teachers' wages	1	0.629	0.1%
408	Motorway's construction	4	4.619	0.4%
411	Fuel shortage	1	0.472	0.0%
412	Women's trafficking	1	0.32	0.0%
415	Migration abroad for work of the non-educated youth and the	1	0.0737	0.0%
418	New technologies implementation	1	1.903	0.2%
419	Termination of tunnels' construction	1	1.586	0.1%
420	Unavailability of good professionals	1	1.331	0.1%
421	Public health service	2	3	0.3%
422	Border crossing problem	2	1.872	0.2%
424	Low standards of medical institutions service	1	0.522	0.0%
426	Many obstacles impede starting private businesses	1	1.661	0.1%
433	Unavailability of motorcar plants	1	2.028	0.2%
435	School education is unavailable	1	0.579	0.0%
440	The problem of visiting other countries	2	1.331	0.1%
447	Organised crime	1	1.459	0.1%
448	Low standards of the law protecting bodies staff's work	1	1.329	0.1%
450	Various diseases	1	0.624	0.1%
453	Instead of learning, children gather cotton	1	0.624	0.1%
456	Unavailability of hospitals	1	1.79	0.2%
457	No permanent employment	2	1.188	0.1%
464	Inequality in society	1	0.895	0.1%
469	Dampness in houses	1	0.656	0.1%
470	Low standards of the economic aid to the elderly	1	1.167	0.1%
471	Insufficiently provided families's low social security stand	2	2.042	0.2%
472	Low social security	2	1.167	0.1%
473	To improve women's standing and their social security	1	2.042	0.2%
475	Low stipends	1	1.227	0.1%
476	Unavailability of qualified workers	1	0.952	0.1%
477	Visa entry to Russia	1	0.952	0.1%
478	The state is weak in protecting its citizens in C.I.S countr	1	1.269	0.1%
479	Criminals do not get punishment	1	0.943	0.1%
Sysmiss		304	340.061	

#305 q82p_3: (Q82 Primary, 3rd). In your opinion, what are the three most important problems

Information	[type=discrete] [format=numeric] [valid=942] [valid(weighted)=917.074] [range=1-475]
Literal question	In your opinion, what are the three most important problems in Tajikistan today?

File database_taj_(cont.)

#305 q82p_3: (Q82 Primary, 3rd). In your opinion, what are the three most important problems (cont.)

Security		Public			
Value	Label	Cases	Weighted	Percentage (weighted)	
1	Drinkable water unavailability	4	3.948		0.4%
2	Poor ecology	4	3.395		0.4%
3	Unemployment	43	41.019		4.5%
4	To exterminate terrorists (threat)	1	0.634		0.1%
6	No employment for the youth	2	1.667		0.2%
9	Unavailability of finances for children's education in Univ	2	0.811		0.1%
10	Shortage of money/ Financial difficulties of the population	5	4.479		0.5%
11	Land plots are not distributed	1	0.665		0.1%
12	Foodstuff high prices	15	12.167		1.3%
14	To protect the peace in the country	1	1.375		0.1%
15	Salaries are not being paid	2	1.824		0.2%
17	Low wages	76	68.359		7.5%
18	To distribute adequately the land between dekhkans and farme	2	1.499		0.2%
22	High prices in public health/ Costly public health (medical	2	2.214		0.2%
23	Many drawbacks in public health service	9	6.851		0.7%
24	Expensive medicaments	2	2.334		0.3%
25	Overall high prices/ Expensiveness	30	26.552		2.9%
26	Delays in salaries' payment	3	2.914		0.3%
29	Expensive education	2	2.417		0.3%
31	High taxes	3	2.308		0.3%
33	The youth unemployment	4	3.617		0.4%
36	To resume production (to build a plant)	21	21.028		2.3%
37	Cash in banks issue	3	1.886		0.2%
38	Low educational level due to low salaries paid to teachers	4	3.407		0.4%
39	Factories and plants stand still	25	21.739		2.4%
40	Unemployment among the rural youth	1	1.03		0.1%
41	Due to paid education the youth remains illiterate	2	2.662		0.3%
42	The amount of vacancies should be augmented / Insufficient a	25	22.707		2.5%
45	Practically no co-operation with the neighbouring countries	1	1.461		0.2%
46	Prevention of drugs, drugs addiction and drugs business	17	16.111		1.8%
47	Economic development/low economic level	15	20.371		2.2%
48	Improvement of the population's living standards /low living	23	24.306		2.7%
49	The fact that education is now paid/ one can get education i	2	1.855		0.2%
50	Unavailability of cultural leisure places in villages	1	0.257		0.0%
57	Prevention of crimes	1	0.629		0.1%

File database_taj (cont.)

#305 q82p_3: (Q82 Primary, 3rd). In your opinion, what are the three most important problems (cont.)

Value (cont.)	Label	Cases	Weighted	Percentage (weighted)
59	Provision of municipal services	2	1.893	0.2%
62	Growth of drugs addiction	1	0.296	0.0%
65	To consider the youth/the youth is being ignored	1	0.522	0.1%
66	Poverty	41	41.129	4.5%
68	Prevention of corruption/ Bribery	31	29.13	3.2%
72	Shortage/irregular supply of gas	11	7.573	0.8%
75	Low pensions and allowances	8	8.718	1.0%
76	Unavailability of good quality goods	1	1.248	0.1%
80	Paid medicine	1	1.564	0.2%
82	Expensive clothes and footwear	3	3.956	0.4%
83	Gas supply installation problem	2	3.989	0.4%
84	Improvement of social standing/social security/ social assis	3	2.846	0.3%
85	Water supply problem	1	1.002	0.1%
86	Migration problems	6	4.888	0.5%
87	Moral decadence	3	2.312	0.3%
93	To consider rural schools	1	1.002	0.1%
95	Electricity supply interruptions	52	49.431	5.4%
100	To pay attention to people's education - to increase wages t	1	3.743	0.4%
104	Augmentation of pensions/ Low pension allowance	11	8.928	1.0%
107	Price growth/ Inflation	6	6.934	0.8%
109	Improvement of national financial standing/ Financial diffic	1	1.342	0.1%
110	Solution of economic issues/ Economic difficulties	8	9.762	1.1%
115	To improve teaching in secondary schools/ Poor education at	2	3.781	0.4%
119	Drugs trafficking into the country/ distribution (drugs busi	2	2.889	0.3%
120	The population's life has deteriorated	1	0.666	0.1%
122	To get an employment one should have someone to put in a wor	2	1.497	0.2%
129	Expensive housing	1	0.522	0.1%
130	High prices for goods	1	0.597	0.1%
135	Low educational level of the youth	10	12.08	1.3%
138	To protect the national security	1	0.672	0.1%
142	To place professionals in their places	1	0.608	0.1%
146	Women leave abroad to work	2	1.945	0.2%
150	High municipal charges	3	2.949	0.3%
152	Unavailability of sports sections for children	1	1.261	0.1%
155	Paid education/ Contract education	1	1.177	0.1%
161	Low level of culture	9	8.334	0.9%
162	Improvement of farming, cattle breeding/ To revive farming	1	1.261	0.1%

File database_taj_(cont.)

#305 q82p_3: (Q82 Primary, 3rd). In your opinion, what are the three most important problems (cont.)

Value (cont.)	Label	Cases	Weighted	Percentage (weighted)
164	To consider insufficiently provided families	1	0.67	0.1%
168	Commercial sex prevention	1	2.231	0.2%
170	Many young people leave for Russia to work (due to unemploym	3	3.457	0.4%
171	Disrespect towards pensioners and the elderly	2	2.371	0.3%
177	Transportation issue	2	3.87	0.4%
178	The disabled are left to themselves (not taken care after)	1	1.119	0.1%
179	Housing problems	6	4.853	0.5%
184	Unavailability of labour exchange	1	0.665	0.1%
189	Border issues	1	1.582	0.2%
191	Many people leave for Russia for permanent residence	1	2.366	0.3%
192	Looking for employment abroad/labour migration is increasing	17	15.827	1.7%
193	Drinkable water supply (shortage)	18	14.012	1.5%
203	Absence of money	4	6.159	0.7%
206	Multiple divorces	1	2.522	0.3%
207	Insufficient amount of money for foodstuffs	2	1.834	0.2%
212	Expensive travel expenses	4	3.385	0.4%
236	To bring up an educated young generation, illiteracy	4	3.855	0.4%
240	To strengthen the borders	1	1.043	0.1%
243	Shortage of irrigation water	2	1.558	0.2%
258	The youth degrades (is involved in dubious things)	2	1.109	0.1%
261	High grains prices	6	4.718	0.5%
262	Shortage of lands, sowing lands	2	2.611	0.3%
265	The issue of going abroad	1	0.333	0.0%
266	The future specialists` education quality improvement	1	1.996	0.2%
275	Educational sphere	4	3.486	0.4%
277	Improvement of teachers` level	1	1.448	0.2%
284	Low moral and spiritual level of population	1	1.343	0.1%
286	Water problem in remote rural places	1	0.629	0.1%
291	Pure drinkable water problem	7	10.191	1.1%
294	Increase of the poverty level	1	1.227	0.1%
295	Ecology -pollution of drinkable water	2	1.342	0.1%
309	Personnel shortage	6	10.574	1.2%
310	Social issues	12	10.637	1.2%
311	Labour migration to Russia	4	2.979	0.3%
313	High price for flour	2	2.001	0.2%
314	Construction of houses	9	8.833	1.0%
317	People are unaware of their rights and that`s why they are o	2	2.937	0.3%
318	Fuel shortage	12	12.581	1.4%

File database_taj_(cont.)

#305 q82p_3: (Q82 Primary, 3rd). In your opinion, what are the three most important problems (cont.)

Value (cont.)	Label	Cases	Weighted	Percentage (weighted)
319	Low teaching level at schools/education	8	9.052	1.0%
322	Allocation of plots of lands (young families)	5	5.321	0.6%
323	Construction of a power plant (independent electricity suppl	13	12.187	1.3%
324	Motorway`s issue (poor quality)	1	1.586	0.2%
325	The population`s illiteracy	12	9.808	1.1%
326	Unavailability of electricity	13	12.232	1.3%
328	Infectious diseases	4	3.118	0.3%
329	Poor housing conditions (unavailability of gas, electricity,	7	6.11	0.7%
331	Difficulties to enter universities	5	2.736	0.3%
332	Hard children`s labour is commonly spread	1	0.592	0.1%
336	Absence of protection of Tajiks` rights	1	0.585	0.1%
339	Increased prices for real estate (apartments and motor cars)	1	2.085	0.2%
340	Ignorance of foreign languages	1	1.169	0.1%
342	Power plants are not being constructed	1	1.443	0.2%
343	Politics	1	0.577	0.1%
346	Poor financial standing of young families	2	1.461	0.2%
347	Women`s unemployment	2	3.743	0.4%
348	Plants stand still	2	1.732	0.2%
349	Specialists are not provided with employment	2	4.045	0.4%
353	Unavailability of modern machinery	1	1.248	0.1%
356	Absence of freedom of speech	1	1.043	0.1%
358	The tunnel`s construction	4	2.573	0.3%
359	Homeless youth	1	0.369	0.0%
363	Kindergartens do not work	1	2.366	0.3%
364	Commercial sex	12	9.003	1.0%
367	Children`s trade	1	1.221	0.1%
369	Garbage cars do not function	1	1.043	0.1%
370	Education - low level	5	3.547	0.4%
372	Expensive foodstuffs	1	0.869	0.1%
373	Labour migration	2	0.59	0.1%
374	Education in universities	1	0.936	0.1%
375	Poor conditions of motorways	4	4.008	0.4%
376	Low wages of farmers	1	1.576	0.2%
379	Deputies ignore the people	1	1.216	0.1%
380	To build a hospital	2	2.085	0.2%
381	Bad work of governmental structures	1	0.608	0.1%
382	Construction of bridges	2	2.383	0.3%
384	Inconsiderateness towards women	1	1.343	0.1%
385	Obtainment of an international passport	1	1.334	0.1%
386	Protectionism	17	16.081	1.8%
387	Increase of the law protecting departments`	1	0.667	0.1%

File database_taj_(cont.)

#305 q82p_3: (Q82 Primary, 3rd). In your opinion, what are the three most important problems (cont.)

Value (cont.)	Label	Cases	Weighted	Percentage (weighted)
	staff			
390	Reforms in education	1	0.672	0.1%
392	Construction (absence) of libraries	2	2.412	0.3%
393	No permanent employment	3	3.656	0.4%
394	Prevention of tuberculosis	3	3.933	0.4%
395	To stimulate people to work	1	0.67	0.1%
396	Aid to children-orphans	1	0.67	0.1%
398	Paid medical treatment	1	0.341	0.0%
401	Food shortage	1	0.603	0.1%
405	Business development	1	1.872	0.2%
408	Motorway`s construction	6	6.574	0.7%
409	Unavailability of modern technologies teachers	1	1.56	0.2%
410	Expensive fuel	1	0.629	0.1%
412	Women`s trafficking	1	0.639	0.1%
413	The amount of drugs addicts is increasing	1	0.997	0.1%
417	Cargo vehicles shortage	1	0.51	0.1%
422	Border crossing problem	1	0.936	0.1%
424	Low standards of medical institutions service	7	4.668	0.5%
429	The poor upbringing of the youth	2	2.73	0.3%
430	Alcohol sales points	1	1.565	0.2%
431	Land issues (swampiness, erosion)	1	0.617	0.1%
432	Gold mining development	1	0.935	0.1%
436	Staff shortage in the system of education	1	0.579	0.1%
437	Lands cultivation issue	1	0.147	0.0%
438	Lack of constructional material	1	1.996	0.2%
439	Poor conditions for women	1	1.044	0.1%
440	The problem of visiting other countries	4	2.994	0.3%
447	Organised crime	1	0.639	0.1%
451	Unavailability of computers at schools	1	0.936	0.1%
452	Shortage of cotton gathering machines	1	1.248	0.1%
455	National self-consciousness	1	0.673	0.1%
457	No permanent employment	1	0.589	0.1%
462	Societal structures (state) functions the wrong way	1	1.492	0.2%
463	Deputies do not work	1	0.895	0.1%
465	The burden of ethnic traditional events	1	0.673	0.1%
467	Insufficient economic assistance	1	1.167	0.1%
468	Motorways construction and repair in highlands and rural di	2	3.038	0.3%
470	Low standards of the economic aid to the elderly	1	1.167	0.1%
471	Insufficiently provided families`s low social security stand	1	1.751	0.2%
472	Low social security	1	1.193	0.1%

File database_taj (cont.)

#305 q82p_3: (Q82 Primary, 3rd). In your opinion, what are the three most important problems (cont.)

Value (cont.)	Label	Cases	Weighted	Percentage (weighted)
474	Legal illiteracy of citizens	1	0.584	0.1%
475	Low stipends	2	4.09	0.4%
Sysmiss		558	582.926	

#306 q82_1: (Q82 Secondary, 1st). In your opinion, what are the three most important problem

Information	[type=discrete] [format=numeric] [valid=1500] [valid(weighted)=1500] [range=1-99]			
Literal question	In your opinion, what are the three most important problems in Tajikistan today?			
Security	Public			
Value	Label	Cases	Weighted	Percentage (weighted)
1	Unemployment, shortage of vacancies	558	548.618	36.6%
2	High foodstuff prices, goods and services, low wages and all	196	182.942	12.2%
3	Poverty, social protection of vulnerable strata - the disabl	56	57.849	3.9%
4	Discontent with the authorities` s functions, corruption, pr	38	38.605	2.6%
5	Electricity shortage or low supply quality	46	40.587	2.7%
6	Problems of the economic growth, industry and farming, trans	125	133.108	8.9%
7	Drugs addiction, crime, terrorism	48	53.079	3.5%
8	Disadvantages, unavailability or low quality of services of	57	53.522	3.6%
9	Housing shortage, inadequate housing conditions, municipal s	40	31.361	2.1%
10	Immigration, infringement of the migrants` rights abroad, no	41	43.637	2.9%
11	Shortage, unavailability of public health services or their	6	7.401	0.5%
12	Farming land and water shortage, their unjust distribution	4	4.045	0.3%
13	Lack of cultural institutions, moral decadence and cultural	13	6.598	0.4%
14	Development of international relations and the solution of b	7	7.423	0.5%
15	Other	6	4.025	0.3%
99	DK/NR	259	287.199	19.1%

#307 q82_2: (Q82 Secondary, 2nd). In your opinion, what are the three most important problem

Information	[type=discrete] [format=numeric] [valid=1148] [valid(weighted)=1117.17] [range=1-15]			
Literal question	In your opinion, what are the three most important problems in Tajikistan today?			
Security	Public			
Value	Label	Cases	Weighted	Percentage (weighted)
1	Unemployment, shortage of vacancies	223	211.317	18.9%

File database_taj (cont.)

#307 q82_2: (Q82 Secondary, 2nd). In your opinion, what are the three most important problem (cont.)

Value (cont.)	Label	Cases	Weighted	Percentage (weighted)
2	High foodstuff prices, goods and services, low wages and all	312	302.448	27.1%
3	Poverty, social protection of vulnerable strata - the disabl	58	56.115	5.0%
4	Discontent with the authorities` s functions, corruption, pr	42	40.041	3.6%
5	Electricity shortage or low supply quality	73	67.119	6.0%
6	Problems of the economic growth, industry and farming, trans	143	135.724	12.1%
7	Drugs addiction, crime, terrorism	34	35.515	3.2%
8	Disadvantages, unavailability or low quality of services of	75	89.341	8.0%
9	Housing shortage, inadequate housing conditions, municipal s	63	56.717	5.1%
10	Immigration, infringement of the migrants` rights abroad, no	52	52.493	4.7%
11	Shortage, unavailability of public health services or their	17	16.607	1.5%
12	Farming land and water shortage, their unjust distribution	12	9.843	0.9%
13	Lack of cultural institutions, moral decadence and cultural	19	20.951	1.9%
14	Development of international relations and the solution of b	11	9.618	0.9%
15	Other	14	13.32	1.2%
Sysmiss		352	382.83	

#308 q82_3: (Q82 Secondary, 3rd). In your opinion, what are the three most important problem

Information	[type=discrete] [format=numeric] [valid=689] [valid(weighted)=669.55] [range=1-15]			
Literal question	In your opinion, what are the three most important problems in Tajikistan today?			
Security	Public			
Value	Label	Cases	Weighted	Percentage (weighted)
1	Unemployment, shortage of vacancies	56	51.573	7.7%
2	High foodstuff prices, goods and services, low wages and all	125	119.814	17.9%
3	Poverty, social protection of vulnerable strata - the disabl	64	62.107	9.3%
4	Discontent with the authorities` s functions, corruption, pr	34	30.859	4.6%
5	Electricity shortage or low supply quality	62	59.456	8.9%
6	Problems of the economic growth, industry and farming, trans	66	72.708	10.9%
7	Drugs addiction, crime, terrorism	23	21.556	3.2%
8	Disadvantages, unavailability or low quality of services of	72	76.519	11.4%
9	Housing shortage, inadequate housing conditions, municipal s	71	68.828	10.3%

File database_taj (cont.)

#308 q82_3: (Q82 Secondary, 3rd). In your opinion, what are the three most important problem (cont.)

Value (cont.)	Label	Cases	Weighted	Percentage (weighted)
10	Immigration, infringement of the migrants' rights abroad, no	32	28.04	4.2%
11	Shortage, unavailability of public health services or their	28	24.483	3.7%
12	Farming land and water shortage, their unjust distribution	13	12.023	1.8%
13	Lack of cultural institutions, moral decadence and cultural	29	26.316	3.9%
14	Development of international relations and the solution of b	5	4.977	0.7%
15	Other	9	10.291	1.5%
Sysmiss		811	830.45	

#309 q83: (Q83). How would you describe the current economic situation in Tajikistan?

Information	[type=discrete] [format=numeric] [valid=1500] [valid(weighted)=1500] [range=1-9]			
Literal question	How would you describe the current economic situation in Tajikistan?			
Security	Public			
Value	Label	Cases	Weighted	Percentage (weighted)
1	Very good	64	66.272	4.4%
2	Somewhat good	819	802.486	53.5%
3	Somewhat bad	398	405.914	27.1%
4	Very bad	116	115.654	7.7%
9	DK/NR	103	109.674	7.3%

#310 q84p: (Q84 Primary). When do you think people in Tajikistan will live better?

Information	[type=discrete] [format=numeric] [valid=1500] [valid(weighted)=1500] [range=1-45]			
Literal question	When do you think people in Tajikistan will live better?			
Security	Public			
Value	Label	Cases	Weighted	Percentage (weighted)
1	People are already living well	39	37.123	2.5%
2	During 5 years	220	221.167	14.7%
3	During 10 years	308	315.793	21.1%
4	During 15 years	198	197.752	13.2%
5	During 25 years	185	190.775	12.7%
6	It will happen at least in 50 years	123	129.126	8.6%
7	I don't believe that life will be better / Never	5	5.195	0.3%
8	Who knows	8	9.974	0.7%
9	DK/NR	396	376.164	25.1%
10	It depends on how people succeed in their work	2	1.117	0.1%
11	If it continues like that, people will never live well	2	3.007	0.2%

File database_taj (cont.)

#310 q84p: (Q84 Primary). When do you think people in Tajikistan will live better? (cont.)

Value (cont.)	Label	Cases	Weighted	Percentage (weighted)
14	All depends on efforts of an individual	1	0.522	0.0%
24	When everything will cost cheap	1	0.665	0.0%
26	In 100 years	1	1.03	0.1%
29	If it continues like that, life will not improve	1	1.044	0.1%
38	When the state will be prosperous	1	1.183	0.1%
39	When the Government will support farmers	1	1.261	0.1%
40	When the joint work will increase	1	0.998	0.1%
41	When plants and factories will function	1	0.295	0.0%
42	Never	2	1.416	0.1%
43	When salaries will be raised	1	0.0737	0.0%
44	Will remain the same	1	1.661	0.1%
45	All depends on one's fate	2	2.658	0.2%

#311 q84: (Q84 Secondary). When do you think people in Tajikistan will live better?

Information	[type=discrete] [format=numeric] [valid=1500] [valid(weighted)=1500] [range=1-99]			
Literal question	When do you think people in Tajikistan will live better?			
Security	Public			
Value	Label	Cases	Weighted	Percentage (weighted)
1	During 10 years	308	315.793	21.1%
2	During 5 years	220	221.167	14.7%
3	During 15 years	198	197.752	13.2%
4	During 25 years	185	190.775	12.7%
5	It will happen at least in 50 years	124	130.157	8.7%
6	People are already living well	39	37.123	2.5%
7	Never	11	12.323	0.8%
8	Don't know	11	13.154	0.9%
9	Other	8	5.593	0.4%
99	HARD TO ANSWER/ NO RESPONSE	396	376.164	25.1%

#312 q85_a: (Q85_A). Please rate the quality of healthcare services provided by government o

Information	[type=discrete] [format=numeric] [valid=1500] [valid(weighted)=1500] [range=1-9]			
Literal question	Please rate the quality of healthcare services provided by government of Tajikistan?			
Security	Public			
Value	Label	Cases	Weighted	Percentage (weighted)
1	Very good	99	87.178	5.8%
2	Good	288	276.624	18.4%
3	Fair	519	533.79	35.6%
4	Poor	412	416.969	27.8%
5	Very poor	131	128.922	8.6%
9	DK/NR	51	56.516	3.8%

File database_taj (cont.)

#313 q85_b: (Q85_B). Please rate the quality of secondary education provided by government of

Information	[type=discrete] [format=numeric] [valid=1500] [valid(weighted)=1500] [range=1-9]			
Literal question	Please rate the quality of secondary education provided by government of Tajikistan?			
Security	Public			
Value	Label	Cases	Weighted	Percentage (weighted)
1	Very good	85	89.057	5.9%
2	Good	362	360.338	24.0%
3	Fair	606	598.945	39.9%
4	Poor	273	275.123	18.3%
5	Very poor	59	60.731	4.0%
9	DK/NR	115	115.806	7.7%

#314 q85_c: (Q85_C). Please rate the quality of higher education provided by government of T

Information	[type=discrete] [format=numeric] [valid=1500] [valid(weighted)=1500] [range=1-9]			
Literal question	Please rate the quality of higher education provided by government of Tajikistan?			
Security	Public			
Value	Label	Cases	Weighted	Percentage (weighted)
1	Very good	49	44.595	3.0%
2	Good	207	192.785	12.9%
3	Fair	461	476.971	31.8%
4	Poor	392	390.874	26.1%
5	Very poor	154	160.994	10.7%
9	DK/NR	237	233.781	15.6%

#315 q85_d: (Q85_D). Please rate the quality of pensions provided by government of Tajikista







Information	[type=discrete] [format=numeric] [valid=1500] [valid(weighted)=1500] [range=1-9]			
Literal question	Please rate the quality of pensions provided by government of Tajikistan?			
Security	Public			
Value	Label	Cases	Weighted	Percentage (weighted)
1	Very good	60	59.037	3.9%
2	Good	222	225.204	15.0%
3	Fair	362	359.2	23.9%
4	Poor	506	496.069	33.1%
5	Very poor	207	214.134	14.3%
9	DK/NR	143	146.355	9.8%

#316 q85_e: (Q85_E). Please rate the quality of solving problems of youth provided by govern







Information	[type=discrete] [format=numeric] [valid=1500] [valid(weighted)=1500] [range=1-9]			
Literal question	Please rate the quality of solving problems of youth provided by government of Tajikistan?			
Security	Public			

File database_taj (cont.)







#316 q85_e: (Q85_E). Please rate the quality of solving problems of youth provided by govern (cont.)

Value	Label	Cases	Weighted	Percentage (weighted)
1	Very good	60	57.066	 3.8%
2	Good	200	190.284	 12.7%
3	Fair	395	387.724	 25.8%
4	Poor	425	435.36	 29.0%
5	Very poor	191	194.779	 13.0%
9	DK/NR	229	234.788	 15.7%


#317 q85_f: (Q85_F). Please rate the quality of social assistance and programs provided by g

Information	[type=discrete] [format=numeric] [valid=1500] [valid(weighted)=1500] [range=1-9]			
Literal question	Please rate the quality of social assistance and programs provided by government of Tajikistan?			
Security	Public			
Value	Label	Cases	Weighted	Percentage (weighted)
1	Very good	38	32.56	 2.2%
2	Good	175	170.117	 11.3%
3	Fair	328	332.424	 22.2%
4	Poor	505	484.348	 32.3%
5	Very poor	229	243.314	 16.2%
9	DK/NR	225	237.237	 15.8%

#318 q85_g: (Q85_G). Please rate the quality of protecting the rights of ethnic minorities p

Information	[type=discrete] [format=numeric] [valid=1500] [valid(weighted)=1500] [range=1-9]			
Literal question	Please rate the quality of protecting the rights of ethnic minorities provided by government of Tajikistan?			
Security	Public			
Value	Label	Cases	Weighted	Percentage (weighted)
1	Very good	102	100.064	 6.7%
2	Good	403	392.559	 26.2%
3	Fair	375	370.817	 24.7%
4	Poor	160	155.425	 10.4%
5	Very poor	55	54.609	 3.6%
9	DK/NR	405	426.526	 28.4%

#319 q85_h: (Q85_H). Please rate the quality of maintaining good relations with other Centra

Information	[type=discrete] [format=numeric] [valid=1500] [valid(weighted)=1500] [range=1-9]			
Literal question	Please rate the quality of maintaining good relations with other Central Asian countries provided by government of Tajikistan?			
Security	Public			
Value	Label	Cases	Weighted	Percentage (weighted)
1	Very good	199	219.526	 14.6%

File database_taj (cont.)

#319 q85_h: (Q85_H). Please rate the quality of maintaining good relations with other Centra (cont.)

Value (cont.)	Label	Cases	Weighted	Percentage (weighted)
2	Good	408	400.54	26.7%
3	Fair	376	356.919	23.8%
4	Poor	115	113.85	7.6%
5	Very poor	20	22.064	1.5%
9	DK/NR	382	387.101	25.8%

#320 q86_a: (Q86_A). How satisfied or dissatisfied you are with security in the country?

Information	[type=discrete] [format=numeric] [valid=1500] [valid(weighted)=1500] [range=1-9]			
Literal question	How satisfied or dissatisfied you are with security in the country?			
Security	Public			
Value	Label	Cases	Weighted	Percentage (weighted)
1	Completely satisfied	732	727.338	48.5%
2	Fairly satisfied	552	554.643	37.0%
3	Fairly dissatisfied	94	100.549	6.7%
4	Completely dissatisfied	30	28.899	1.9%
9	DK/NR	92	88.571	5.9%

#321 q86_b: (Q86_B). How satisfied or dissatisfied you are with respect of rights of citizen

Information	[type=discrete] [format=numeric] [valid=1500] [valid(weighted)=1500] [range=1-9]			
Literal question	How satisfied or dissatisfied you are with respect of rights of citizens by authorities?			
Security	Public			
Value	Label	Cases	Weighted	Percentage (weighted)
1	Completely satisfied	375	363.191	24.2%
2	Fairly satisfied	565	537.733	35.8%
3	Fairly dissatisfied	267	290.37	19.4%
4	Completely dissatisfied	70	71.608	4.8%
9	DK/NR	223	237.098	15.8%

#322 q86_c: (Q86_C). How satisfied or dissatisfied you are with customs services?

Information	[type=discrete] [format=numeric] [valid=1500] [valid(weighted)=1500] [range=1-9]			
Literal question	How satisfied or dissatisfied you are with customs services?			
Security	Public			
Value	Label	Cases	Weighted	Percentage (weighted)
1	Completely satisfied	144	158.071	10.5%
2	Fairly satisfied	409	396.23	26.4%
3	Fairly dissatisfied	341	314.995	21.0%
4	Completely dissatisfied	158	169.093	11.3%
9	DK/NR	448	461.611	30.8%

File database_taj (cont.)**#323 q86_d: (Q86_D). How satisfied or dissatisfied you are with border guards?**

Information	[type=discrete] [format=numeric] [valid=1500] [valid(weighted)=1500] [range=1-9]			
Literal question	How satisfied or dissatisfied you are with border guards?			
Security	Public			
Value	Label	Cases	Weighted	Percentage (weighted)
1	Completely satisfied	237	238.807	15.9%
2	Fairly satisfied	408	403.375	26.9%
3	Fairly dissatisfied	318	302.624	20.2%
4	Completely dissatisfied	114	125.322	8.4%
9	DK/NR	423	429.872	28.7%

#324 q86_e: (Q86_E). How satisfied or dissatisfied you are with law enforcement officials (p

Information	[type=discrete] [format=numeric] [valid=1500] [valid(weighted)=1500] [range=1-9]			
Literal question	How satisfied or dissatisfied you are with law enforcement officials (police, persecutor, courts)?			
Security	Public			
Value	Label	Cases	Weighted	Percentage (weighted)
1	Completely satisfied	133	139.865	9.3%
2	Fairly satisfied	408	383.841	25.6%
3	Fairly dissatisfied	345	331.307	22.1%
4	Completely dissatisfied	282	306.027	20.4%
9	DK/NR	332	338.96	22.6%

#325 q86_f: (Q86_F). How satisfied or dissatisfied you are with opportunity of citizens to i

Information	[type=discrete] [format=numeric] [valid=1500] [valid(weighted)=1500] [range=1-9]			
Literal question	How satisfied or dissatisfied you are with opportunity of citizens to influence the State power?			
Security	Public			
Value	Label	Cases	Weighted	Percentage (weighted)
1	Completely satisfied	128	117.02	7.8%
2	Fairly satisfied	403	379.15	25.3%
3	Fairly dissatisfied	322	321.536	21.4%
4	Completely dissatisfied	165	189.243	12.6%
9	DK/NR	482	493.052	32.9%

#326 q86_g: (Q86_G). How satisfied or dissatisfied you are with level of political freedoms?

Information	[type=discrete] [format=numeric] [valid=1500] [valid(weighted)=1500] [range=1-9]			
Literal question	How satisfied or dissatisfied you are with level of political freedoms?			
Security	Public			
Value	Label	Cases	Weighted	Percentage (weighted)
1	Completely satisfied	273	254.107	16.9%

File database_taj (cont.)

#326 q86_g: (Q86_G). How satisfied or dissatisfied you are with level of political freedoms? (cont.)

Value (cont.)	Label	Cases	Weighted	Percentage (weighted)
2	Fairly satisfied	408	387.28	25.8%
3	Fairly dissatisfied	218	229.935	15.3%
4	Completely dissatisfied	161	183.522	12.2%
9	DK/NR	440	445.156	29.7%

#327 q86_h: (Q86_H). How satisfied or dissatisfied you are with level of independence of the

Information	[type=discrete] [format=numeric] [valid=1500] [valid(weighted)=1500] [range=1-9]			
Literal question	How satisfied or dissatisfied you are with level of independence of the mass media?			
Security	Public			
Value	Label	Cases	Weighted	Percentage (weighted)
1	Completely satisfied	305	284.791	19.0%
2	Fairly satisfied	446	446.574	29.8%
3	Fairly dissatisfied	227	241.438	16.1%
4	Completely dissatisfied	95	109.963	7.3%
9	DK/NR	427	417.234	27.8%

#328 q87_a: (Q87_A). How fairly does hukumat treat you and people like you?

Information	[type=discrete] [format=numeric] [valid=1500] [valid(weighted)=1500] [range=1-9]			
Literal question). How fairly does hukumat treat you and people like you?			
Security	Public			
Value	Label	Cases	Weighted	Percentage (weighted)
1	Always fairly	256	258.127	17.2%
2	Mostly fairly	450	445.82	29.7%
3	Sometimes fairly, sometimes not	460	456.02	30.4%
4	Mostly unfairly	90	93.798	6.3%
5	Very unfairly	30	25.409	1.7%
9	DK/NR	214	220.826	14.7%

#329 q87_b: (Q87_B). How fairly does national government treat you and people like you?

Information	[type=discrete] [format=numeric] [valid=1500] [valid(weighted)=1500] [range=1-9]			
Literal question	How fairly does national government treat you and people like you?			
Security	Public			
Value	Label	Cases	Weighted	Percentage (weighted)
1	Always fairly	203	190.093	12.7%
2	Mostly fairly	484	491.133	32.7%
3	Sometimes fairly, sometimes not	405	392.341	26.2%
4	Mostly unfairly	114	119.864	8.0%
5	Very unfairly	19	17.813	1.2%

File database_taj (cont.)#329 **q87_b: (Q87_B). How fairly does national goverment treat you and people like you?** (cont.)

Value (cont.)	Label	Cases	Weighted	Percentage (weighted)
9	DK/NR	275	288.756	19.3%

#330 **q87_c: (Q87_C). How fairly do heads mahalla committe treat you and people like you?**

Information	[type=discrete] [format=numeric] [valid=1500] [valid(weighted)=1500] [range=1-9]			
Literal question	How fairly do heads mahalla committe treat you and people like you?			
Security	Public			
Value	Label	Cases	Weighted	Percentage (weighted)
1	Always fairly	276	285.133	19.0%
2	Mostly fairly	535	551.274	36.8%
3	Sometimes fairly, sometimes not	396	379.461	25.3%
4	Mostly unfairly	122	104.525	7.0%
5	Very unfairly	36	32.837	2.2%
9	DK/NR	135	146.769	9.8%

#331 **q87_d: (Q87_D). How fairly do heads of rural community treat you and people like you?**

Information	[type=discrete] [format=numeric] [valid=1090] [valid(weighted)=1090] [range=1-9]			
Literal question	How fairly do heads of rural community treat you and people like you?			
Security	Public			
Value	Label	Cases	Weighted	Percentage (weighted)
1	Always fairly	222	226.82	20.8%
2	Mostly fairly	404	420.093	38.5%
3	Sometimes fairly, sometimes not	296	283.136	26.0%
4	Mostly unfairly	84	79.027	7.3%
5	Very unfairly	11	8.272	0.8%
9	DK/NR	73	72.651	6.7%
Sysmiss		410	410	

#332 **q87_e: (Q87_E). How fairly does militsia staff treat you and people like you?**

Information	[type=discrete] [format=numeric] [valid=1500] [valid(weighted)=1500] [range=1-9]			
Literal question	How fairly does militsia staff treat you and people like you?			
Security	Public			
Value	Label	Cases	Weighted	Percentage (weighted)
1	Always fairly	94	81.965	5.5%
2	Mostly fairly	215	220.261	14.7%
3	Sometimes fairly, sometimes not	546	527.27	35.2%
4	Mostly unfairly	274	272.323	18.2%
5	Very unfairly	159	168.047	11.2%
9	DK/NR	212	230.134	15.3%

File database_taj (cont.)

#333 q87_f: (Q87_F). How fairly do courts treat you and people like you?

Information	[type=discrete] [format=numeric] [valid=1500] [valid(weighted)=1500] [range=1-9]			
Literal question	How fairly do courts treat you and people like you?			
Security	Public			
Value	Label	Cases	Weighted	Percentage (weighted)
1	Always fairly	120	105.298	7.0%
2	Mostly fairly	199	191.493	12.8%
3	Sometimes fairly, sometimes not	378	371.432	24.8%
4	Mostly unfairly	252	252.881	16.9%
5	Very unfairly	149	153.965	10.3%
9	DK/NR	402	424.93	28.3%

#334 q87_g: (Q87_G). How fairly do tax authorities treat you and people like you?

Information	[type=discrete] [format=numeric] [valid=1500] [valid(weighted)=1500] [range=1-9]			
Literal question	How fairly do tax authorities treat you and people like you?			
Security	Public			
Value	Label	Cases	Weighted	Percentage (weighted)
1	Always fairly	95	80.98	5.4%
2	Mostly fairly	207	205.116	13.7%
3	Sometimes fairly, sometimes not	429	416.154	27.7%
4	Mostly unfairly	245	250.835	16.7%
5	Very unfairly	117	125.632	8.4%
9	DK/NR	407	421.283	28.1%

#335 q87_h: (Q87_H). How fairly do clergy (of mosques and churches) treat you and people like you?

Information	[type=discrete] [format=numeric] [valid=1500] [valid(weighted)=1500] [range=1-9]			
Literal question	How fairly do clergy (of mosques and churches) treat you and people like you?			
Security	Public			
Value	Label	Cases	Weighted	Percentage (weighted)
1	Always fairly	389	373.03	24.9%
2	Mostly fairly	459	479.138	31.9%
3	Sometimes fairly, sometimes not	159	154.359	10.3%
4	Mostly unfairly	49	43.993	2.9%
5	Very unfairly	32	35.79	2.4%
9	DK/NR	412	413.69	27.6%

#336 q88: (Q88). In your opinion, how serious is the level of corruption in Tajikistan?

Information	[type=discrete] [format=numeric] [valid=1500] [valid(weighted)=1500] [range=1-9]			
Literal question	In your opinion, how serious is the level of corruption in Tajikistan?			
Security	Public			

File database_taj (cont.)

#336 q88: (Q88). In your opinion, how serious is the level of corruption in Tajikistan? (cont.)

Value	Label	Cases	Weighted	Percentage (weighted)
1	Very serious	524	520.272	34.7%
2	Somewhat serious	382	400.024	26.7%
3	Not too serious	175	165.489	11.0%
4	Not a problem at all	65	57.572	3.8%
9	DK/NR	354	356.643	23.8%

#337 q89_a: (Q89_A). How much corruption you think there is among staff of the courts?

Information	[type=discrete] [format=numeric] [valid=1500] [valid(weighted)=1500] [range=1-9]			
Literal question	How much corruption you think there is among staff of the courts?			
Security	Public			
Value	Label	Cases	Weighted	Percentage (weighted)
1	Great deal	470	483.783	32.3%
2	Fair amount	393	394.124	26.3%
3	Not very much	137	134.847	9.0%
4	None	97	90.864	6.1%
9	DK/NR	403	396.382	26.4%

#338 q89_b: (Q89_B). How much corruption you think there is among staff of the militia?

Information	[type=discrete] [format=numeric] [valid=1500] [valid(weighted)=1500] [range=1-9]			
Literal question	How much corruption you think there is among staff of the militia?			
Security	Public			
Value	Label	Cases	Weighted	Percentage (weighted)
1	Great deal	470	478.261	31.9%
2	Fair amount	418	410.933	27.4%
3	Not very much	191	193.235	12.9%
4	None	92	85.582	5.7%
9	DK/NR	329	331.989	22.1%

#339 q89_c: (Q89_C). How much corruption you think there is among clergy of mosques and churches?

Information	[type=discrete] [format=numeric] [valid=1500] [valid(weighted)=1500] [range=1-9]			
Literal question	How much corruption you think there is among clergy of mosques and churches?			
Security	Public			
Value	Label	Cases	Weighted	Percentage (weighted)
1	Great deal	101	95.788	6.4%
2	Fair amount	102	101.213	6.7%
3	Not very much	273	273.322	18.2%
4	None	531	526.009	35.1%
9	DK/NR	493	503.668	33.6%

File database_taj_(cont.)

#340 q89_d: (Q89_D). How much corruption you think there is among staff of healthcare instit

Information	[type=discrete] [format=numeric] [valid=1500] [valid(weighted)=1500] [range=1-9]			
Literal question	How much corruption you think there is among staff of healthcare institutions?			
Security	Public			
Value	Label	Cases	Weighted	Percentage (weighted)
1	Great deal	351	344.484	23.0%
2	Fair amount	429	431.051	28.7%
3	Not very much	355	366.146	24.4%
4	None	105	94.803	6.3%
9	DK/NR	260	263.516	17.6%

#341 q89_e: (Q89_E). How much corruption you think there is among staff of universities and

Information	[type=discrete] [format=numeric] [valid=1500] [valid(weighted)=1500] [range=1-9]			
Literal question	How much corruption you think there is among staff of universities and other institutions of higher education?			
Security	Public			
Value	Label	Cases	Weighted	Percentage (weighted)
1	Great deal	407	425.975	28.4%
2	Fair amount	423	408.408	27.2%
3	Not very much	256	252.963	16.9%
4	None	102	95.461	6.4%
9	DK/NR	312	317.194	21.1%

#342 q89_f: (Q89_F). How much corruption you think there is among staff of secondary schools

Information	[type=discrete] [format=numeric] [valid=1500] [valid(weighted)=1500] [range=1-9]			
Literal question	How much corruption you think there is among staff of secondary schools?			
Security	Public			
Value	Label	Cases	Weighted	Percentage (weighted)
1	Great deal	99	88.252	5.9%
2	Fair amount	204	196.208	13.1%
3	Not very much	532	544.551	36.3%
4	None	376	387.552	25.8%
9	DK/NR	289	283.437	18.9%

#343 q89_g: (Q89_G). How much corruption you think there is among staff of local government?

Information	[type=discrete] [format=numeric] [valid=1500] [valid(weighted)=1500] [range=1-9]			
Literal question	How much corruption you think there is among staff of local government?			
Security	Public			
Value	Label	Cases	Weighted	Percentage (weighted)
1	Great deal	174	172.568	11.5%

File database_taj (cont.)

#343 q89_g: (Q89_G). How much corruption you think there is among staff of local government? (cont.)

Value (cont.)	Label	Cases	Weighted	Percentage (weighted)
2	Fair amount	278	290.919	19.4%
3	Not very much	310	296.057	19.7%
4	None	188	189.664	12.6%
9	DK/NR	550	550.792	36.7%

#344 q89_h: (Q89_H). How much corruption you think there is among staff of national governme

Information	[type=discrete] [format=numeric] [valid=1500] [valid(weighted)=1500] [range=1-9]			
Literal question	How much corruption you think there is among staff of national government?			
Security	Public			
Value	Label	Cases	Weighted	Percentage (weighted)
1	Great deal	185	183.132	12.2%
2	Fair amount	249	250.272	16.7%
3	Not very much	281	282.28	18.8%
4	None	197	192.405	12.8%
9	DK/NR	588	591.911	39.5%

#345 q89_i: (Q89_I). How much corruption you think there is among staff of mahalla committee

Information	[type=discrete] [format=numeric] [valid=1500] [valid(weighted)=1500] [range=1-9]			
Literal question	How much corruption you think there is among staff of mahalla committee?			
Security	Public			
Value	Label	Cases	Weighted	Percentage (weighted)
1	Great deal	101	91.12	6.1%
2	Fair amount	171	164.453	11.0%
3	Not very much	456	447.113	29.8%
4	None	375	401.623	26.8%
9	DK/NR	397	395.691	26.4%

#346 q89_j: (Q89_J). How much corruption you think there is among staff of passport and regi

Information	[type=discrete] [format=numeric] [valid=1500] [valid(weighted)=1500] [range=1-9]			
Literal question	How much corruption you think there is among staff of passport and registration offices?			
Security	Public			
Value	Label	Cases	Weighted	Percentage (weighted)
1	Great deal	276	280.29	18.7%
2	Fair amount	356	369.342	24.6%
3	Not very much	270	274.409	18.3%
4	None	132	120.469	8.0%
9	DK/NR	466	455.49	30.4%

File database_taj (cont.)

#347 q90: (Q90). What role do you think Islam plays in the political life of Tajikistan?

Information	[type=discrete] [format=numeric] [valid=1500] [valid(weighted)=1500] [range=1-9]			
Literal question	What role do you think Islam plays in the political life of Tajikistan?			
Security	Public			
Value	Label	Cases	Weighted	Percentage (weighted)
1	A very important role	321	292.679	19.5%
2	A somewhat important role	345	333.013	22.2%
3	A small role	463	475.771	31.7%
4	No role at all	164	179.985	12.0%
9	DK/NR	207	218.552	14.6%

#348 q91: (Q91). What role do you think Islam should play in the political life of Tajikis

Information	[type=discrete] [format=numeric] [valid=1500] [valid(weighted)=1500] [range=1-9]			
Literal question	What role do you think Islam should play in the political life of Tajikistan?			
Security	Public			
Value	Label	Cases	Weighted	Percentage (weighted)
1	A very important role	373	333.136	22.2%
2	A somewhat important role	295	300.565	20.0%
3	A small role	391	397.691	26.5%
4	No role at all	238	246.356	16.4%
9	DK/NR	203	222.252	14.8%

#349 q92p: (Q92 Primary). What is your religion?

Information	[type=discrete] [format=numeric] [valid=1500] [valid(weighted)=1500] [range=1-10]			
Literal question	What is your religion?			
Security	Public			
Value	Label	Cases	Weighted	Percentage (weighted)
1	Islam/Mohammedanism	1420	1420.514	94.7%
2	Orthodoxy	17	12.392	0.8%
3	Christianity	19	18.182	1.2%
5	Korean Christian	2	2.041	0.1%
6	God is one - something in common	1	0.0737	0.0%
8	Adhere to no religion/atheist	22	21.356	1.4%
9	DK/NR	18	24.92	1.7%
10	Judaism	1	0.521	0.0%

#350 q92: (Q92 Secondary). What is your religion?

Information	[type=discrete] [format=numeric] [valid=1500] [valid(weighted)=1500] [range=1-9]			
Literal question	What is your religion?			
Security	Public			

File database_taj (cont.)

#350 q92: (Q92 Secondary). What is your religion? (cont.)

Value	Label	Cases	Weighted	Percentage (weighted)
1	Islam/Mohammedanism	1420	1420.514	94.7%
2	Orthodoxy	38	32.616	2.2%
4	Other	24	21.951	1.5%
9	DK/NR	18	24.92	1.7%

#351 q93: (Q93). How many times a day do you pray?

Information	[type=discrete] [format=numeric] [valid=683] [valid(weighted)=693.292] [range=1-9]			
Literal question	How many times a day do you pray?			
Security	Public			
Value	Label	Cases	Weighted	Percentage (weighted)
1		24	28.341	4.1%
2		20	18.999	2.7%
3		15	16.447	2.4%
5		623	628.591	90.7%
6		1	0.915	0.1%
7	NEVER	0	0	0.0%
8	LESS THAN ONCE A DAY (ON HOLIDAYS, ON RAMAZAN)	0	0	0.0%
9	DK/NR	0	0	0.0%
Sysmiss		817	806.708	

#352 q94: (Q94). Do you know what jihad means in Islam?

Information	[type=discrete] [format=numeric] [valid=1420] [valid(weighted)=1420.514] [range=1-9]			
Literal question	Do you know what jihad means in Islam?			
Security	Public			
Value	Label	Cases	Weighted	Percentage (weighted)
1	Yes	506	504.975	35.5%
2	No	707	697.08	49.1%
9	DK/NR	207	218.458	15.4%
Sysmiss		80	79.486	

#353 q95: (Q95). Some people say that jihad is a fight of a Muslim with the devil inside o

Information	[type=discrete] [format=numeric] [valid=506] [valid(weighted)=504.975] [range=1-9]			
Literal question	Some people say that jihad is a fight of a Muslim with the devil inside oneself, others say that it is a fight of a Muslim with non-Muslims. Which point of you do you share?			
Security	Public			
Value	Label	Cases	Weighted	Percentage (weighted)
1	Jihad is a fight of a Muslim with the devil inside oneself	270	275.569	54.6%

File database_taj (cont.)

#353 q95: (Q95). Some people say that jihad is a fight of a Muslim with the devil inside o (cont.)

Value (cont.)	Label	Cases	Weighted	Percentage (weighted)
2	Jihad is a fight of a Muslim with non-Muslims	140	137.485	27.2%
3	I AGREE WITH BOTH POINTS OF VIEW	88	83.115	16.5%
9	DK/NR	8	8.806	1.7%
Sysmiss		994	995.025	

#354 q102: (Q102). The level of welfare of the household according to observation of interv

Information	[type=discrete] [format=numeric] [valid=1500] [valid(weighted)=1500] [range=1-6]			
Definition	The level of welfare of the household according to observation of interviewer.			
Security	Public			
Value	Label	Cases	Weighted	Percentage (weighted)
1		27	29.268	2.0%
2		204	202.391	13.5%
3		786	819.72	54.6%
4		373	358.243	23.9%
5		101	81.369	5.4%
6		9	9.01	0.6%

#355 weights: Case-to-case weights

Information	[type=continuous] [format=numeric] [valid=1500] [range=0.0737452507019043-4.08968734741211]
Security	Public

Documentation

Reports and analytical documents	224
Marginals	224
Cross-tabulations	224
Technical documents	224
Full survey documentation	224
Draft methodological report	224
Technical Report on Survey in Tajikistan	224
Description of labels and values of database variables	224
Truncated labels	224
Scripts and programs	224
Other resources	225
Map of the Fergana valley	225
Database (SPSS)	225
Data files in STATA	225

Reports and analytical documents

Marginals, January 2004, Tajikistan [tjk], English [eng], "Marginals_taj.doc"

Description

Frequency table for each variable

Cross-tabulations, January 2004, Tajikistan [tjk], English [eng], "xTabs_taj.xls"

Technical documents

Full survey documentation, World Bank (automatically generated), January 2004, Tajikistan [tjk], English [eng], "Full_documentation.pdf"

Draft methodological report, January 2004, Tajikistan [tjk], English [eng], "Methodology draft report 2.15.05.doc"

Technical Report on Survey in Tajikistan, January 2004, Tajikistan [tjk], English [eng], "translation_Teh.otchet-Tj.doc"

Description of labels and values of database variables, January 2004, Tajikistan [tjk], English [eng], "Codebook_taj.doc"

Description

Full description of all codes for each question in database

Truncated labels, January 2004, Tajikistan [tjk], English [eng], "Truncated_labels_taj.xls"

Description

List of values (codes) labels truncated to 60 symbols in database

Administrative documents

Scripts and programs

taj_geo_labels, January 2004, Tajikistan [tjk], "taj_geo_labels.do"

Description

STATA program used to label geographic variables

Other resources

Map of the Fergana valley, Tajikistan [tjk], "Fergana valley map.pdf"

Database (SPSS), January 2004, Tajikistan [tjk], "Database_taj.sav"

Description

Database in SPSS [.sav] format

Data files in STATA, January 2004, Tajikistan [tjk], "database_taj.dta"

Description

Data files in STATA [.dta] format