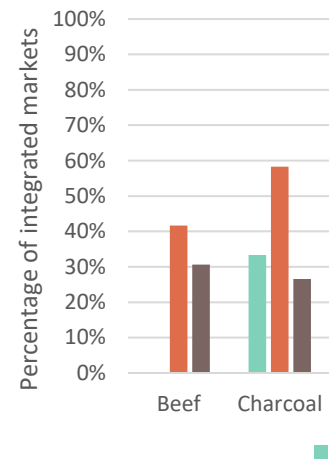


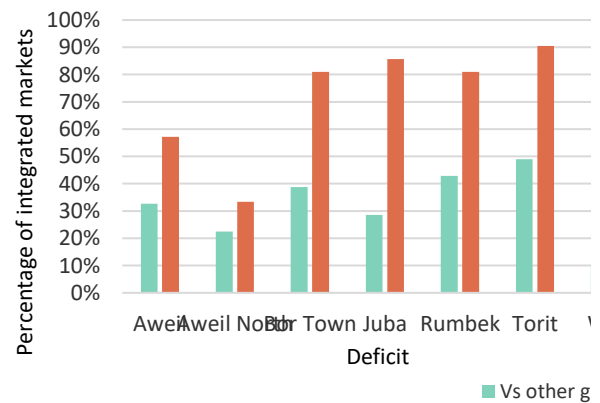
Products	Surplus
Beef	0
Charcoal	4
Cooking Oil	1
Onions	3
Rice	5
Sorghum Grain	0
Sugar	2
Maize	calculated

Figure 22 in report



Market	Vs other group	Within group
Aweil	33%	57%
Aweil North	22%	33%
Bor Town	39%	81%
Juba	29%	86%
Rumbek	43%	81%
Torit	49%	90%
Wau	10%	86%
Kuajok	43%	10%
Magwi	33%	19%
Maridi	22%	24%
Raga	29%	19%
Tonj South	33%	19%
Yambio	49%	43%
Yei	8%	10%

Figure 23 in report



Data from the graphs below is from sheet [Distances!A1](#)

Figure 26 in report





Figure 27 in report



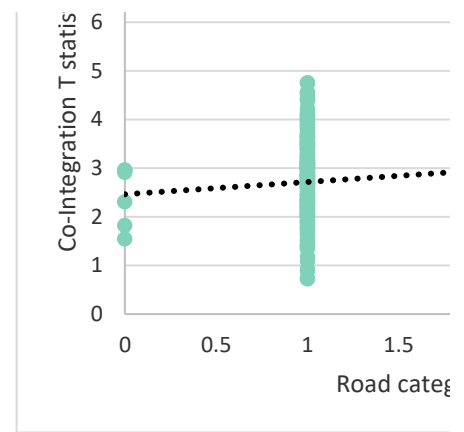
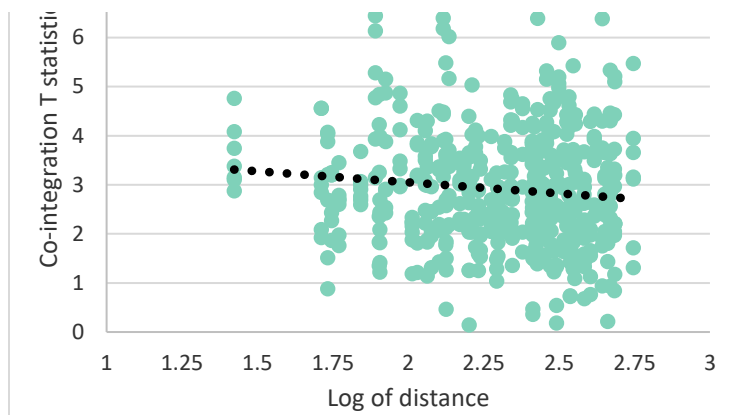


Figure 28 in report

