

# FY2017 Tanzania Country Opinion Survey Report

**THE WORLD BANK GROUP**

Public Opinion Research Group



**WORLD BANK GROUP**

**September 2017**



## Acknowledgements

The Tanzania Country Opinion Survey is part of the Country Opinion Survey Program series of the World Bank Group. This report was prepared by the Public Opinion Research Group (PORG), led by Sharon Felzer (Senior Communications Officer, Head of PORG). Jing Guo, Svetlana Markova, and Jessica Cameron oversaw design, reporting, and analysis. Calita Woods, Dania Mendoza, and Noreen Wambui provided data support. PORG acknowledges the significant contribution from the Tanzania country team and the local independent fielding agency IPSOS Tanzania. In particular, PORG is grateful for the support from Loy Nabeta (Communications Officer) who provided guidance on the survey related activities from Dar es Salaam, Tanzania.



Country Opinion Surveys  
THE WORLD BANK GROUP



# Table of Contents

I. Objectives .....	3
II. Methodology.....	3
III. Demographics of the Sample.....	4
IV. General Issues Facing Tanzania .....	8
V. Overall Attitudes toward the World Bank Group.....	14
VI. Sectoral Effectiveness.....	20
VII. How the World Bank Group Operates .....	23
VIII. World Bank Group's Knowledge and Instruments .....	29
IX. The Future Role of the World Bank Group in Tanzania.....	33
X. Communication and Outreach .....	37
XI. Appendices.....	41





## I. Objectives

This survey was designed to assist the World Bank Group (WBG) in gaining a better understanding of how stakeholders in Tanzania perceive the WBG. The survey explored:

- *General Issues Facing Tanzania*
- *Overall Attitudes toward the World Bank Group*
- *World Bank Group's Effectiveness and Results*
- *The World Bank Group's Knowledge Work and Activities*
- *Working with the World Bank Group*
- *The Future Role of the World Bank Group in Tanzania*
- *Communication and Information Sharing*
- *Background Information*

## II. Methodology

From May to June 2017, 342 stakeholders of the WBG in Tanzania were invited to provide their opinions on the WBG's work in the country by participating in a Country Opinion Survey. Participants were drawn from the Office of the President, Prime Minister; office of a minister; office of a parliamentarian; ministries/ministerial departments/implementation agencies; Project Management Units (PMUs) overseeing implementation of WBG projects; consultants/contractors working on WBG-supported projects/programs; local governments; bilateral/multilateral agencies; private sector organizations; private foundations; the financial sector/private banks; NGOs/community based organizations; the media; independent government institutions; trade unions; faith-based groups; youth groups; academia/research institutes/think tanks; the judiciary branch; and other organizations.

A total of 267 stakeholders participated in the survey (78% response rate). Some respondents either received the questionnaires via mail and courier. Others completed with the questionnaire with a representative of the independent fielding agency.

Every country that engages in the Country Opinion Survey (COS) must include specific indicator questions that will be aggregated for the World Bank Group's annual Corporate Scorecard. These questions are identified throughout the survey report.

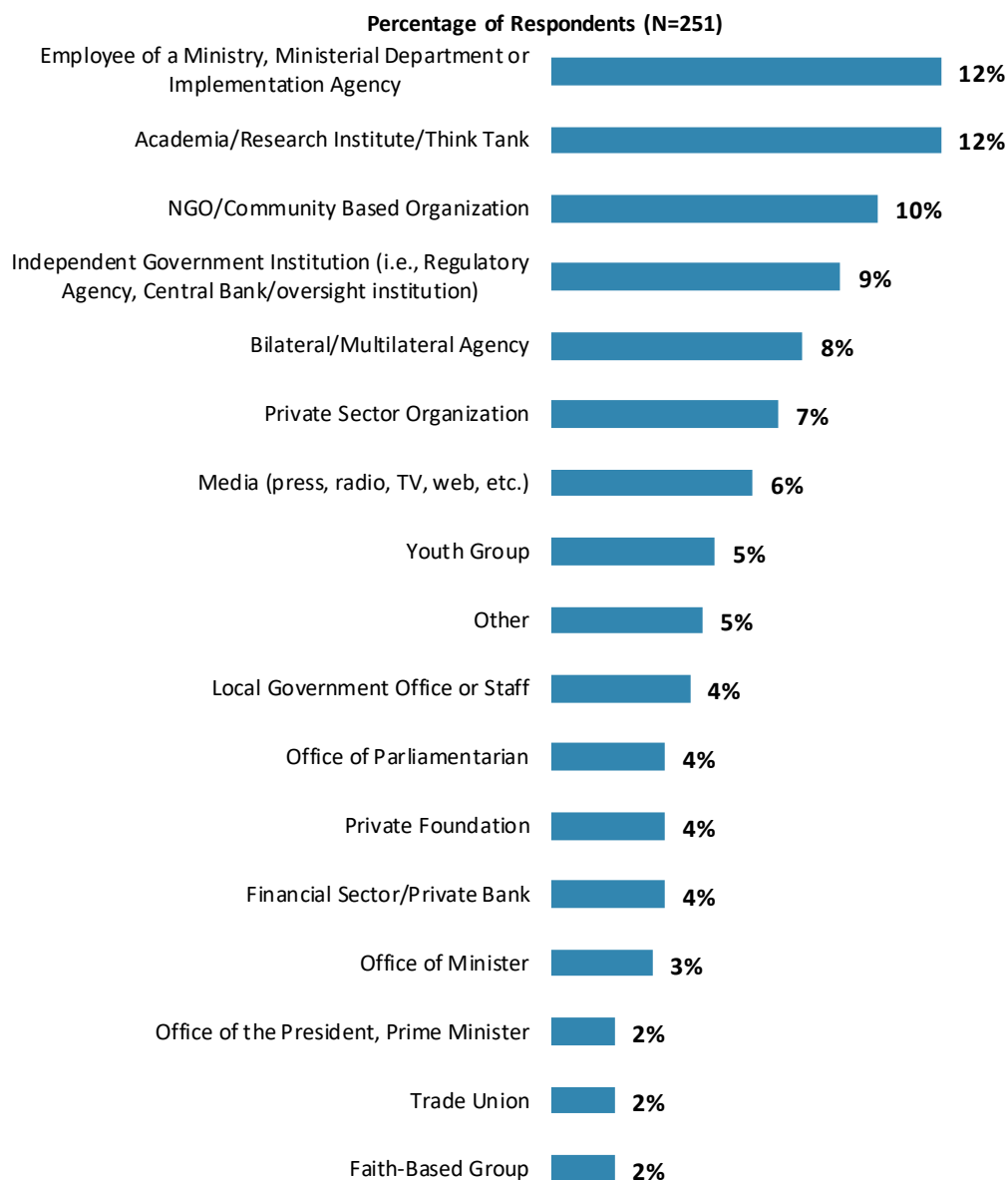
The results in this year's Country Survey were compared to those in the Country Survey conducted in FY'14 (response rate was 87%, N=277). Data were weighted to reach the same stakeholder composition in two years, which allows for year comparisons. Stakeholder groups which were not present in both fiscal years were not included in the comparison. Respondents who belonged to the "other" stakeholder category were not included either. As a result, mean ratings, percentages of respondents, and the total number of respondents in both years are slightly different from those of the original data reported in the FY'14 COS report and the non-weighted data presented in appendices A, B, C, D, and F. For the weighted stakeholder breakdown and year comparison results, please refer to Appendix E (page 92).



### III. Demographics of the Sample

#### Current Position

- For further analyses, respondents from the Office of the President/Prime Minister and the office of a minister were combined. Respondents from financial sector/private banks and private sector organizations were combined. Respondents from private foundations, NGOs/community based organizations, trade unions, faith based groups, and youth groups were combined in the “CSO” category. There were contractors/consultants working on WBG projects or respondents from PMUs or the judiciary branch.

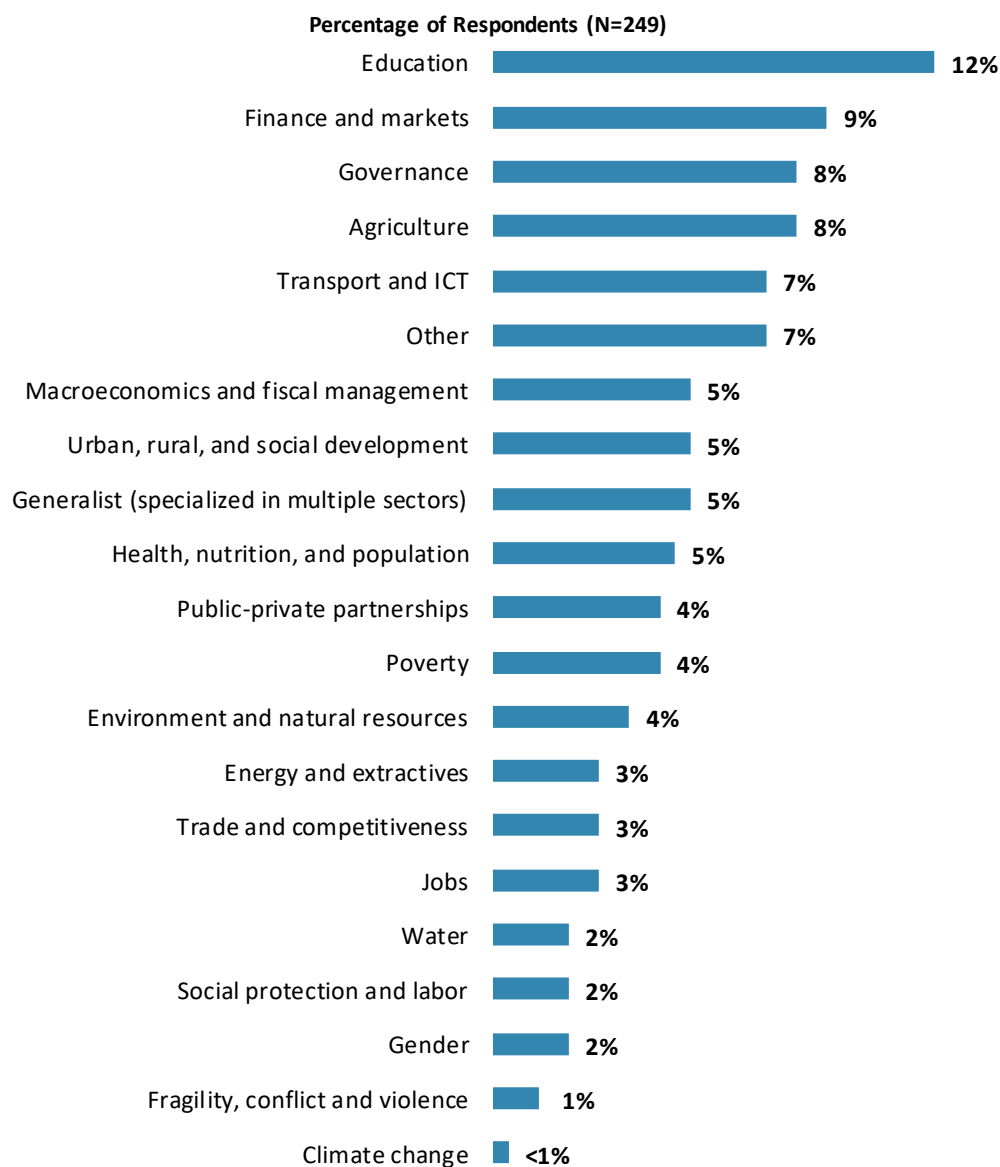


“Which of the following best describes your current position?” (Respondents chose from a list.)



### III. Demographics of the Sample (continued)

#### Area of Primary Specialization



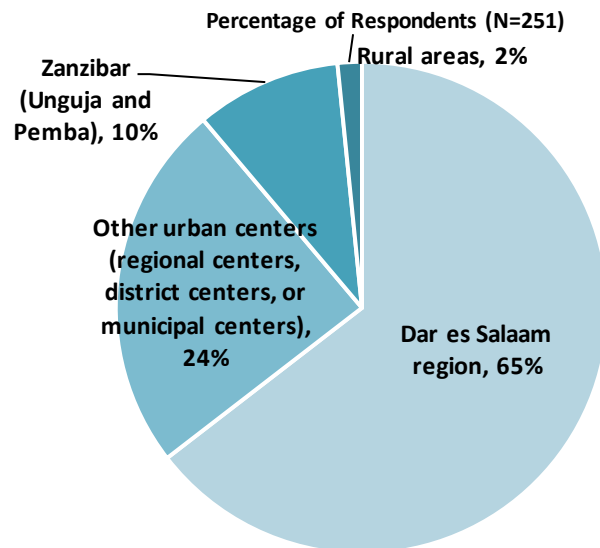
**“Please identify the primary specialization of your work.” (Respondents chose from a list.)**



### III. Demographics of the Sample (continued)

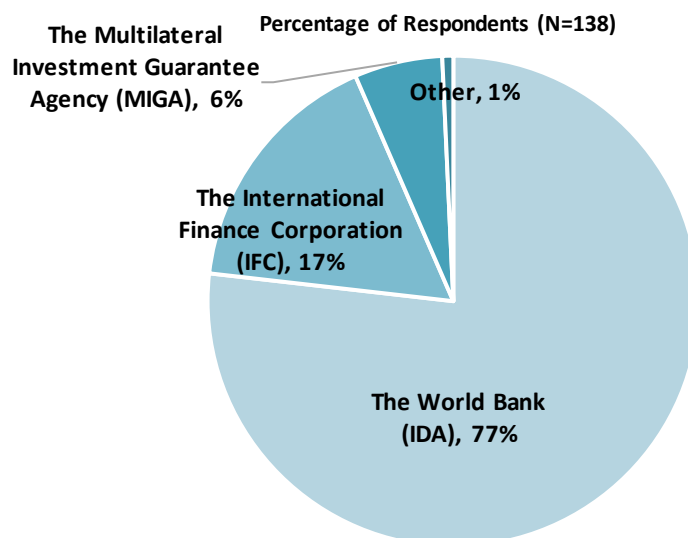
#### Geographic Locations

- The small number of respondents from Zanzibar, other urban centers, and rural areas were combined into the “other” category. Geographic location comparisons between “Dar es Salaam” and “other” can be found in Appendix C (page 81).



"Which best represents your geographic location?"  
(Respondents chose from a list.)  
(Note: percentages may not total 100 due to rounding)

#### Exposure to Agencies within the World Bank Group



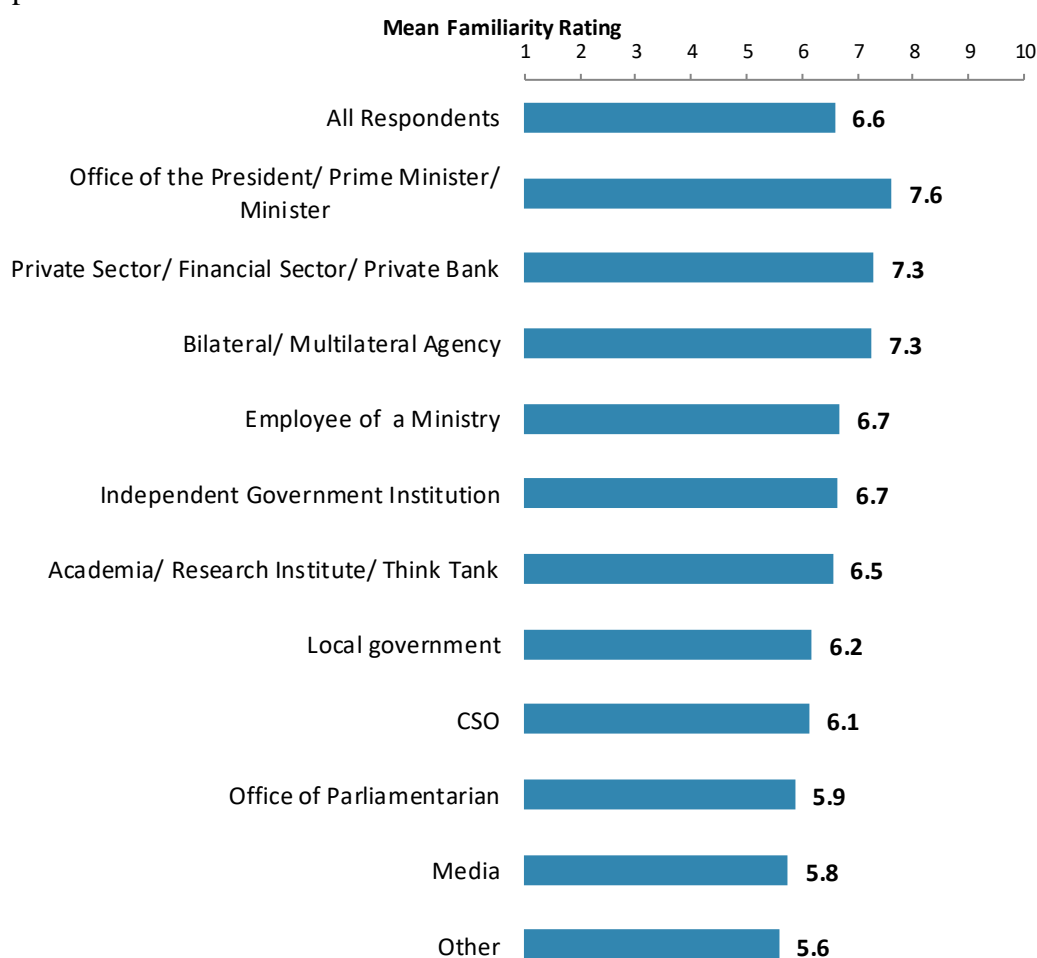
"Which of the following agencies of the World Bank Group do you primarily engage with in Tanzania?" (Respondents chose from a list.) (Note: percentages may not total 100 due to rounding)



### III. Demographics of the Sample (continued)

#### Familiarity with the World Bank Group

- **Year comparison:** Respondents in this year's Country Survey and the previous FY'14 Country Survey had statistically similar levels of familiarity with the World Bank Group (weighted mean in FY'17 = 6.7; weighted mean in FY'14 = 6.3)<sup>1</sup>.
- Respondents' levels of familiarity with the WBG were significantly, strongly correlated with their ratings of the WBG's overall effectiveness in Tanzania, and significantly, moderately correlated with the extent to which the WBG plays a relevant role in development in Tanzania, and the extent to which the WBG contributes to the country's development results.



"How familiar are you with the work of the World Bank Group in Tanzania?"  
(1 - "Not familiar at all", 10 - "Extremely familiar")

<sup>1</sup> Please refer to Appendix E (page 92) for more details on weighting. The means in the chart were calculated based on un-weighted data.

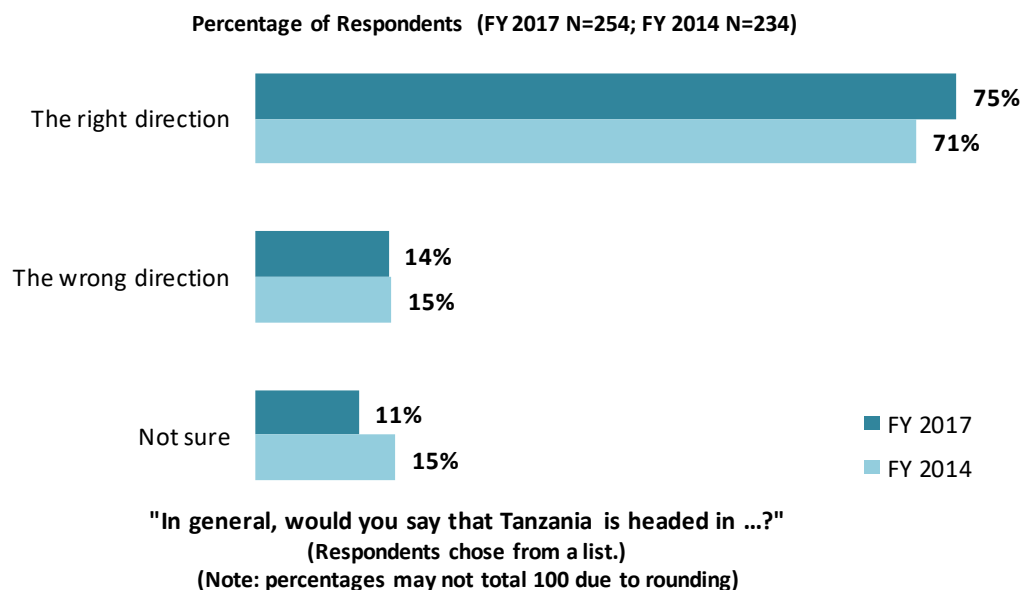




## IV. General Issues Facing Tanzania

### Headed in the Right Direction<sup>2</sup>

- **Year comparison:** This year's respondents and the respondents of the previous FY'14 Country Survey had statistically similar views about the direction Tanzania's headed in.



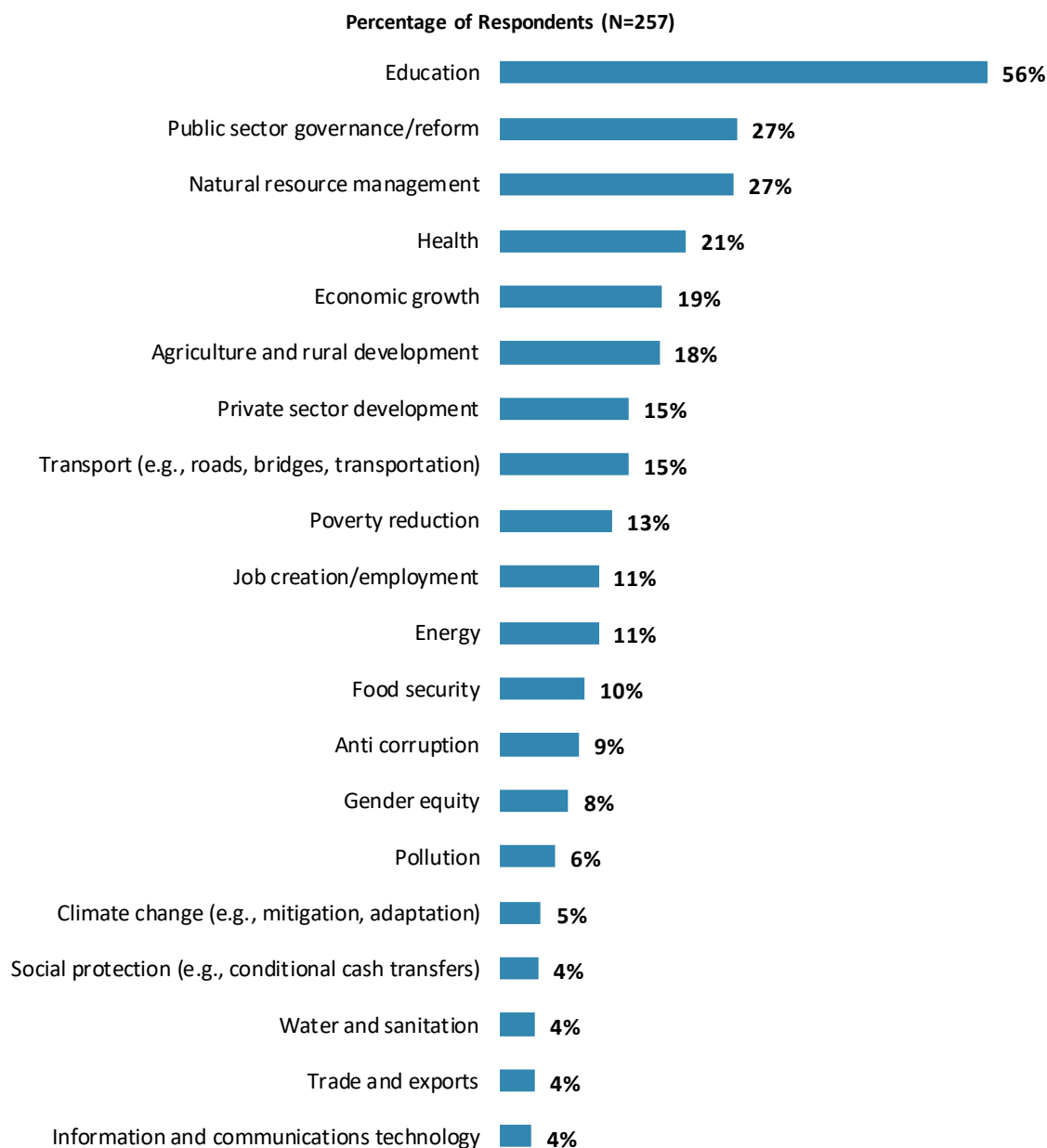
<sup>2</sup> Percentages presented in the chart were calculated based on weighted data from FY'17 and FY'14.



## IV. General Issues Facing Tanzania (continued)

### Development Priority

- **Year comparison:** Respondents in the previous FY'14 Country Survey indicated that the most important development priorities in Tanzania were “*education*” (53%), “*transport*” (31%), and “*energy*” (28%).



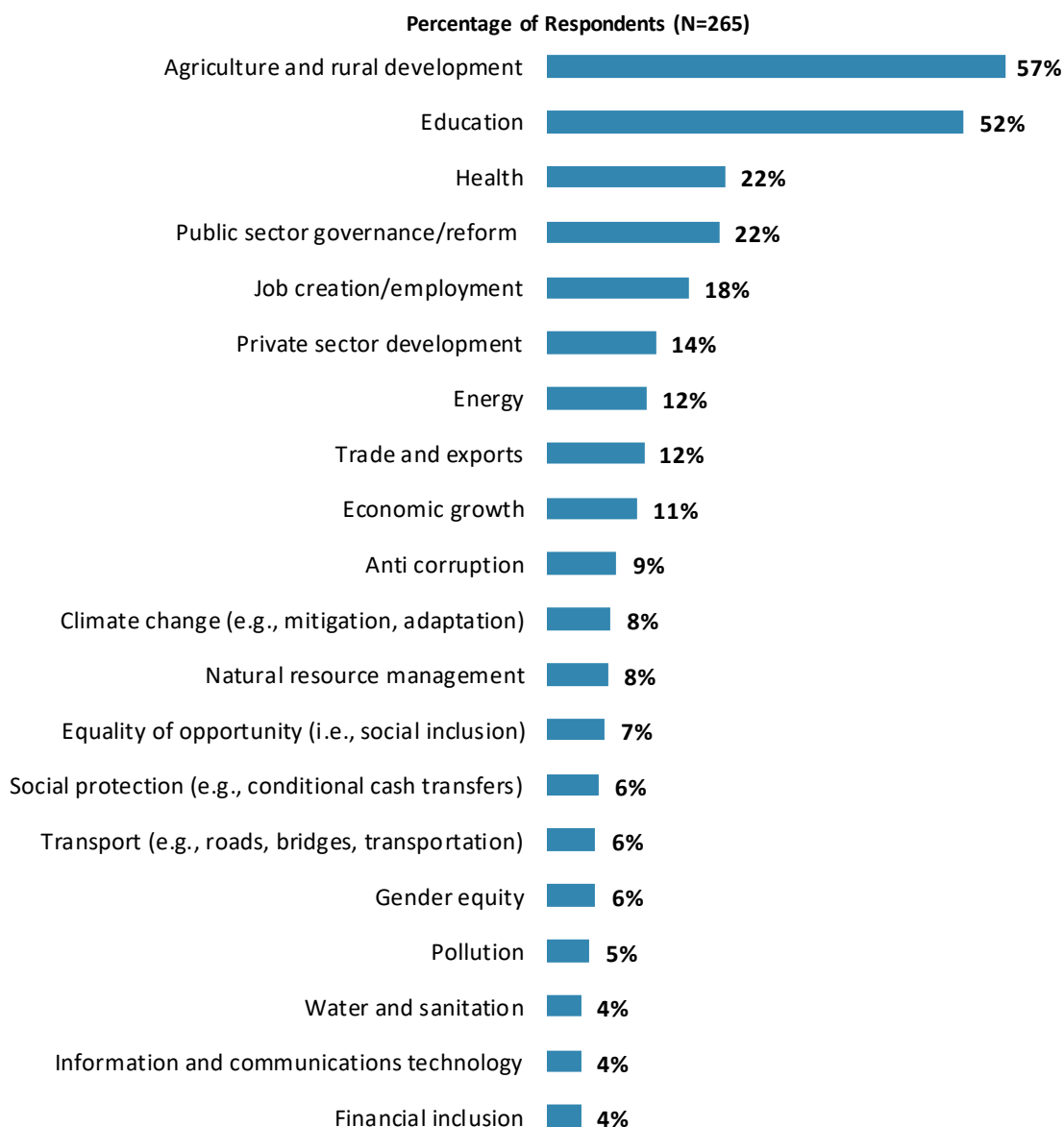
"Listed below are a number of development priorities in Tanzania. Please identify which of the following you consider the most important development priorities in Tanzania. (Choose no more than THREE)"  
(Respondents chose from a list. Responses combined. Top 20 of 27 response options shown.)



## IV. General Issues Facing Tanzania (continued)

### What Would Contribute Most to Reducing Poverty

- **Year comparison:** In the previous FY'14 Country Survey, respondents indicated that the greatest contributors to poverty reduction in Tanzania were “*education*” (42%), “*agricultural development*” (27%), “*economic growth*” (26%), and “*rural development*” (24%).



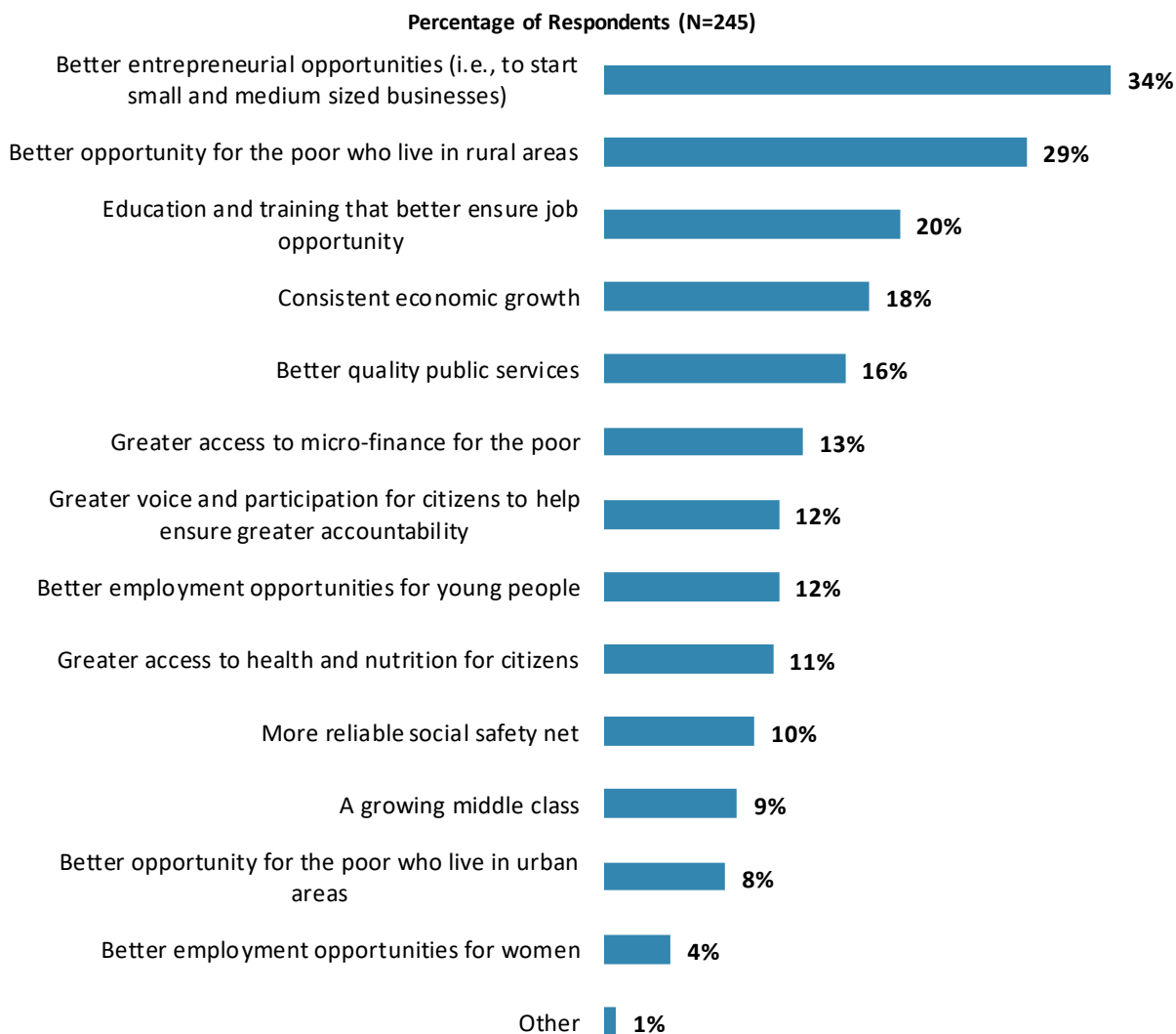
**"Poverty reduction is a broad term that encompasses work in many different areas. Which THREE areas of development listed below do you believe would contribute most to reducing poverty in Tanzania? (Choose no more than THREE)"**  
(Respondents chose from a list. Responses combined. Top 20 of 26 response options shown.)



## IV. General Issues Facing Tanzania (continued)

### Factors Contributing to “Shared Prosperity”

- **Year comparison:** In the previous FY’14 Country Survey, respondents indicated that shared prosperity can be best achieved through “*greater voice and participation for citizens to help ensure greater accountability*” (28%), “*education and training that better ensure job opportunity*” (19%), and “*greater access to micro-finance for the poor*” (18%).

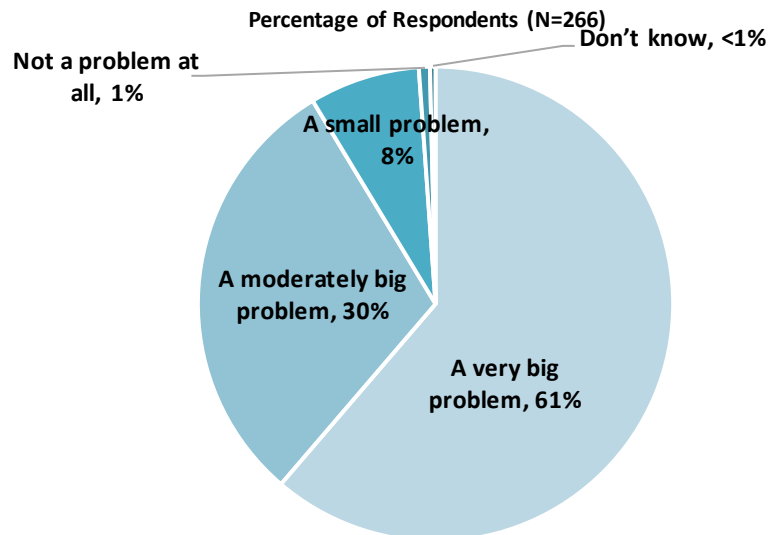


**"The World Bank Group's "Shared Prosperity" goal captures two key elements, economic growth and equity. It will seek to foster income growth among the bottom 40 percent of a country's population. Improvement in the Shared Prosperity Indicator requires growth and well-being of the less well-off. When thinking about the idea of "shared prosperity" in your country, which of the following TWO best illustrate how this would be achieved in Tanzania? (Choose no more than TWO)"**  
(Respondents chose from a list. Responses combined.)



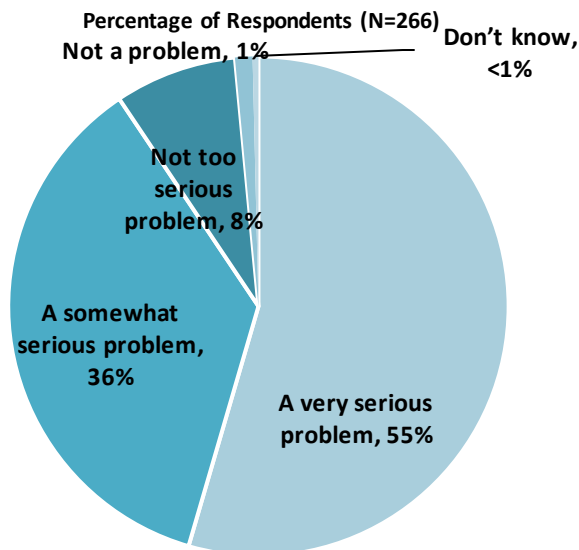
## IV. General Issues Facing Tanzania (continued)

### Gap between the Rich and the Poor



"Do you think the gap between the rich and the poor is a very big problem, a moderately big problem, a small problem or not a problem at all in Tanzania?" (Respondents chose from a list.)  
(Note: percentages may not total 100 due to rounding)

### Global Climate Change

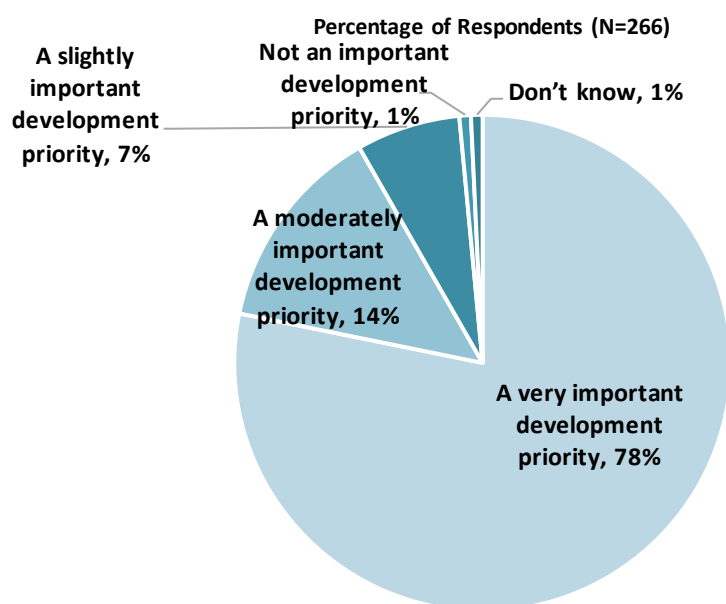


"In your view, is climate change a very serious problem, somewhat serious, not too serious, or not a problem?" (Respondents chose from a list.)  
(Note: percentages may not total 100 due to rounding)



## IV. General Issues Facing Tanzania (continued)

### Early Childhood Development



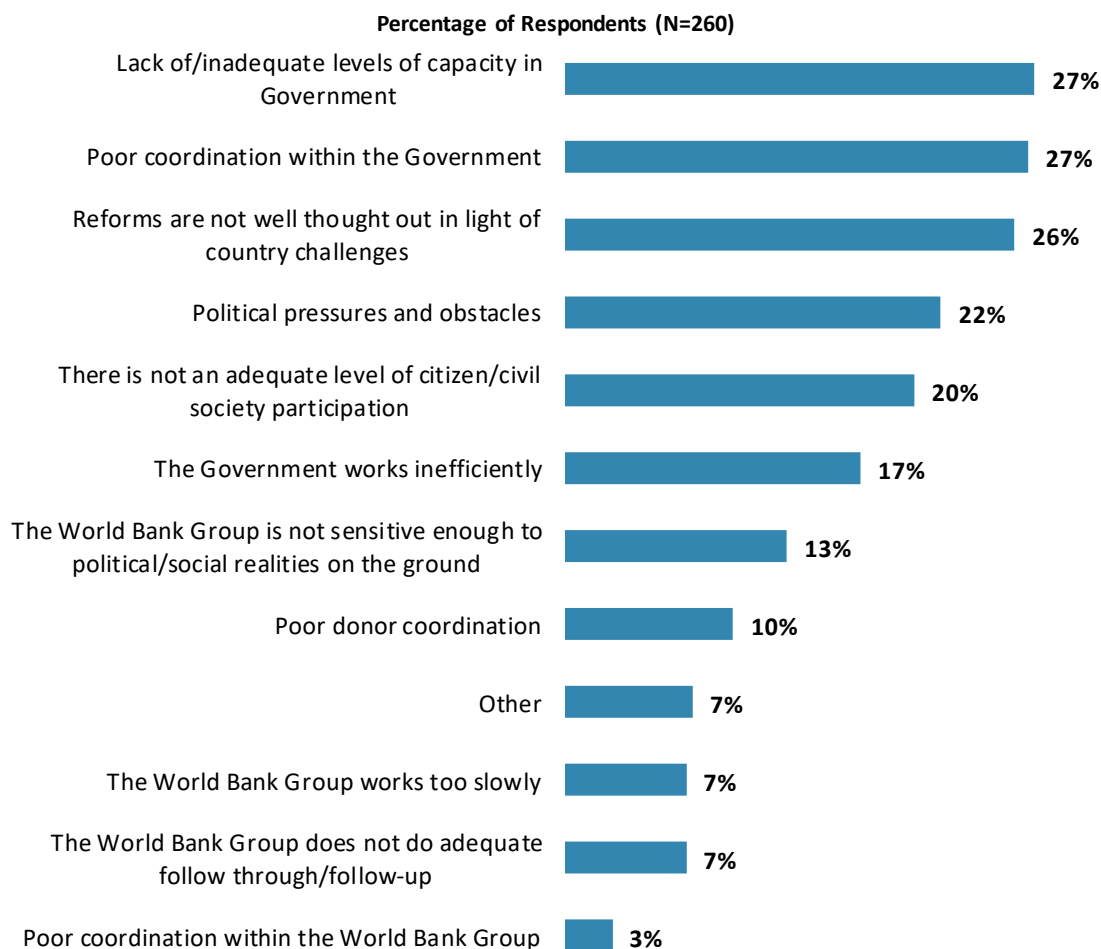
"In your view, is early childhood development (i.e. nutrition, growth, care, and education) a very important, moderately important, slightly important, or not an important development priority in Tanzania?" (Respondents chose from a list.)  
(Note: percentages may not total 100 due to rounding)



## V. Overall Attitudes toward the World Bank Group

### Attributing Failed/Slow Reform Efforts

- **Year comparison:** Respondents in the previous FY'14 Country Survey most often attributed failed or slow World Bank Group assisted reform efforts to *“inadequate level of citizen/civil society participation”* (35%), *“not sensitive enough to political/social realities on the ground”* (25%), and *“reforms not being well thought out in light of country challenges”* (24%).



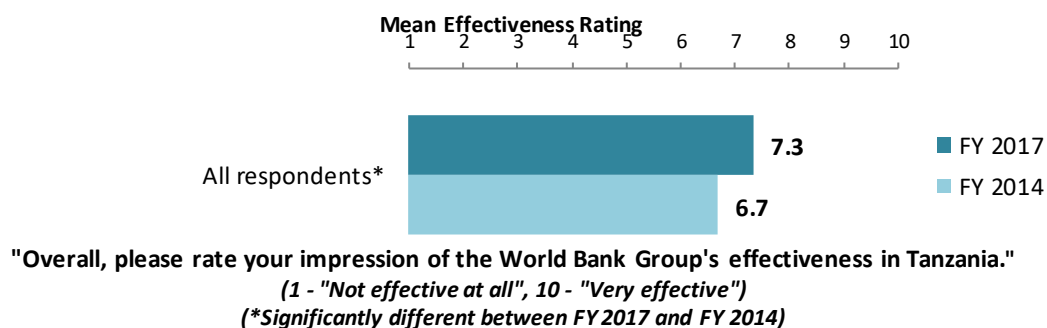
**"When World Bank Group assisted reform efforts fail or are slow to take place, which of the following would you attribute this to? (Choose no more than TWO)"**  
(Respondents chose from a list. Responses combined.)



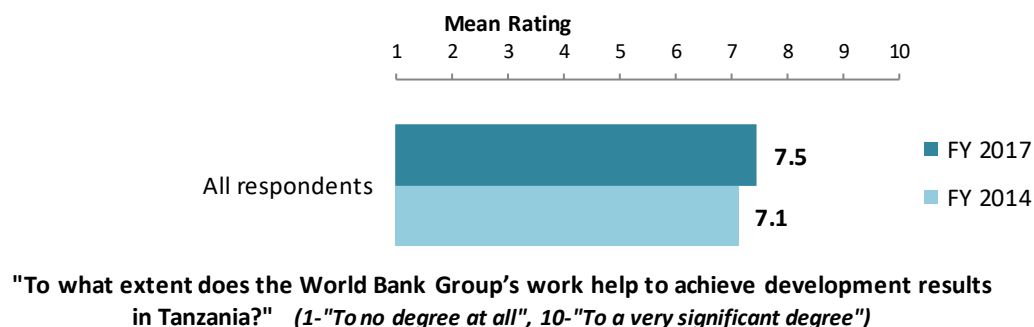
## V. Overall Attitudes toward the World Bank Group (continued)

*As noted in the "Methodology" section, the indicator questions referred to throughout the survey report are questions that are asked in every country that engages in the Country Opinion Survey. These will be aggregated for the World Bank Group's annual Corporate Scorecard.*

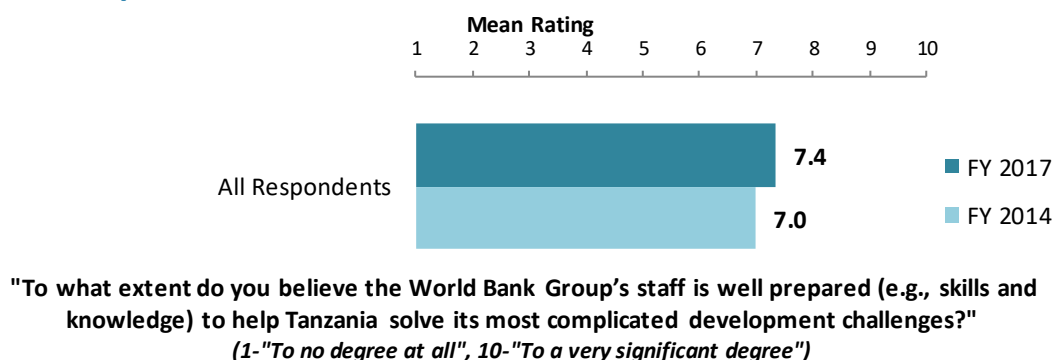
### The World Bank Group's Overall Effectiveness<sup>3</sup> (Indicator Question)



### Achieving Development Results (Indicator Question)



### WBG Staff Preparedness



<sup>3</sup> Means presented in the charts on this page were calculated based on weighted data.

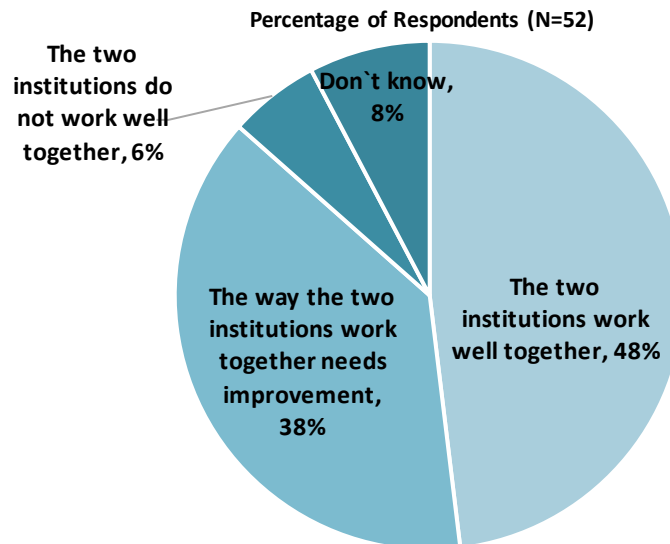




## V. Overall Attitudes toward the World Bank Group (continued)

### The World Bank and the IFC Working Together

- Only those stakeholders who responded “Yes” to the question “*Do your projects involve both the World Bank and the IFC?*” provided their views on the working relationship between the World Bank and the IFC.



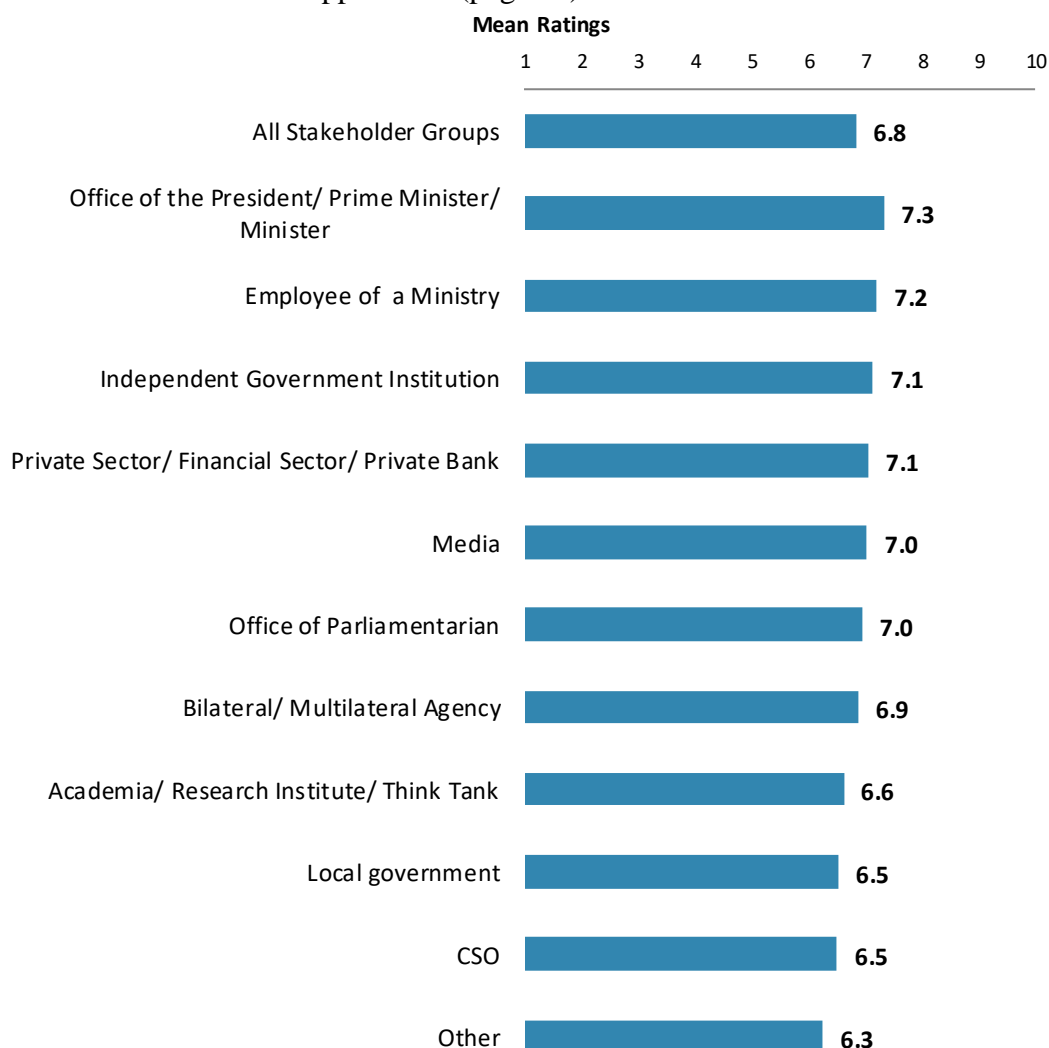
“If your projects involved both the World Bank and the IFC, what was your view on the two institutions working together in Tanzania?” (Respondents chose from a list.)



## V. Overall Attitudes toward the World Bank Group (continued)

### Overall Ratings for Indicator Questions by Stakeholder Groups

- **Stakeholder groups:** Respondents across stakeholder groups had statistically similar overall ratings for the indicator questions. Responses for individual indicator questions by stakeholder groups can be found in Appendix B (see page 58).
- **Collaboration:** Respondents who collaborate with the WBG had significantly higher mean ratings for the aggregated responses to the twenty-six COS indicator questions (mean rating = 7.3) compared to respondents who do not collaborate with the WBG (mean rating = 6.7). Responses for individual indicator questions by exposure to the WBG can be found in Appendix F (page 99).



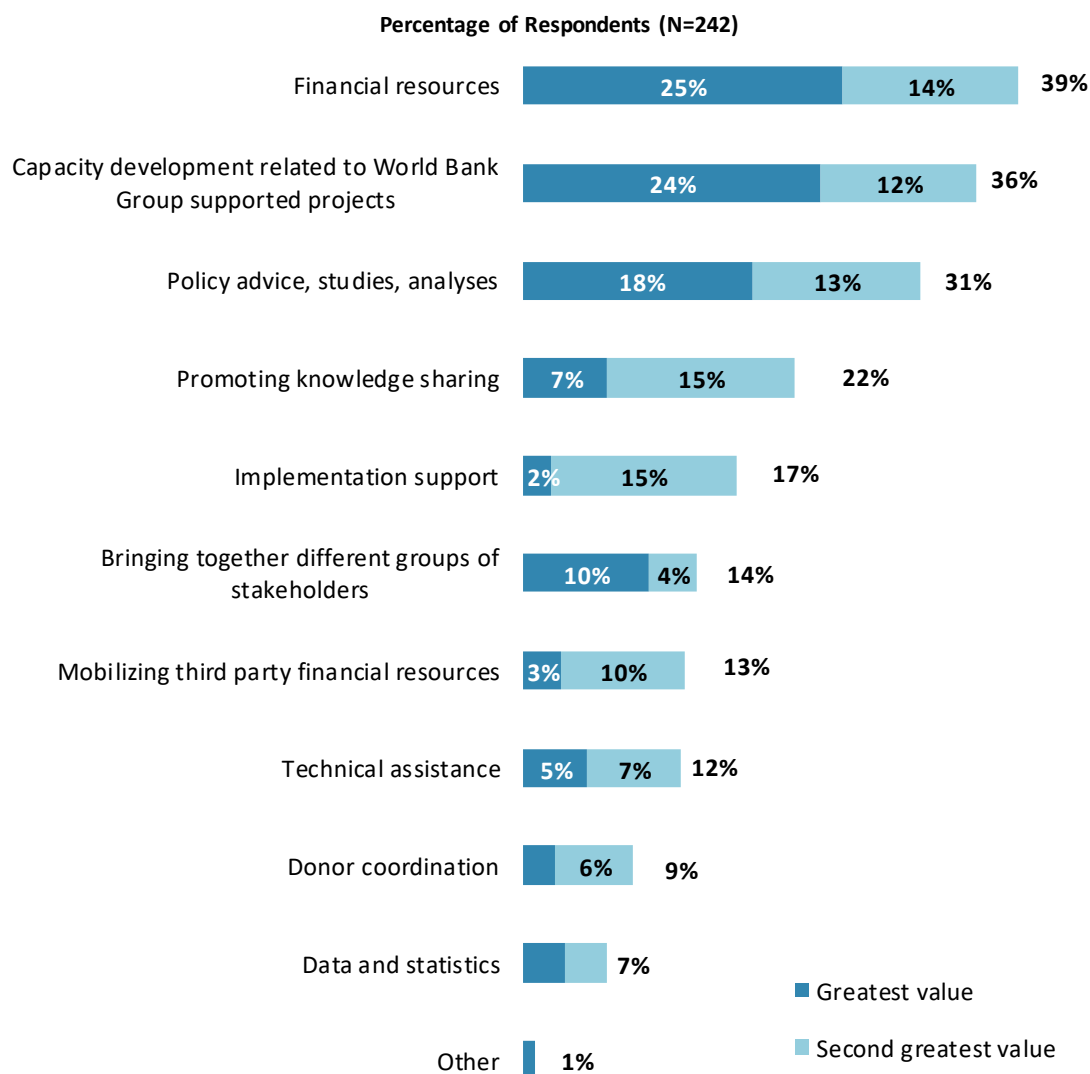
Mean Ratings for All Indicator Questions by Stakeholder Groups on a Scale from 1 to 10



## V. Overall Attitudes toward the World Bank Group (continued)

### Greatest Value

- **Year comparison:** Respondents in the previous FY'14 Country Survey indicated that the World Bank Group's greatest value to Tanzania was its "*capacity development*" (51%) and "*financial resources*" (50%).



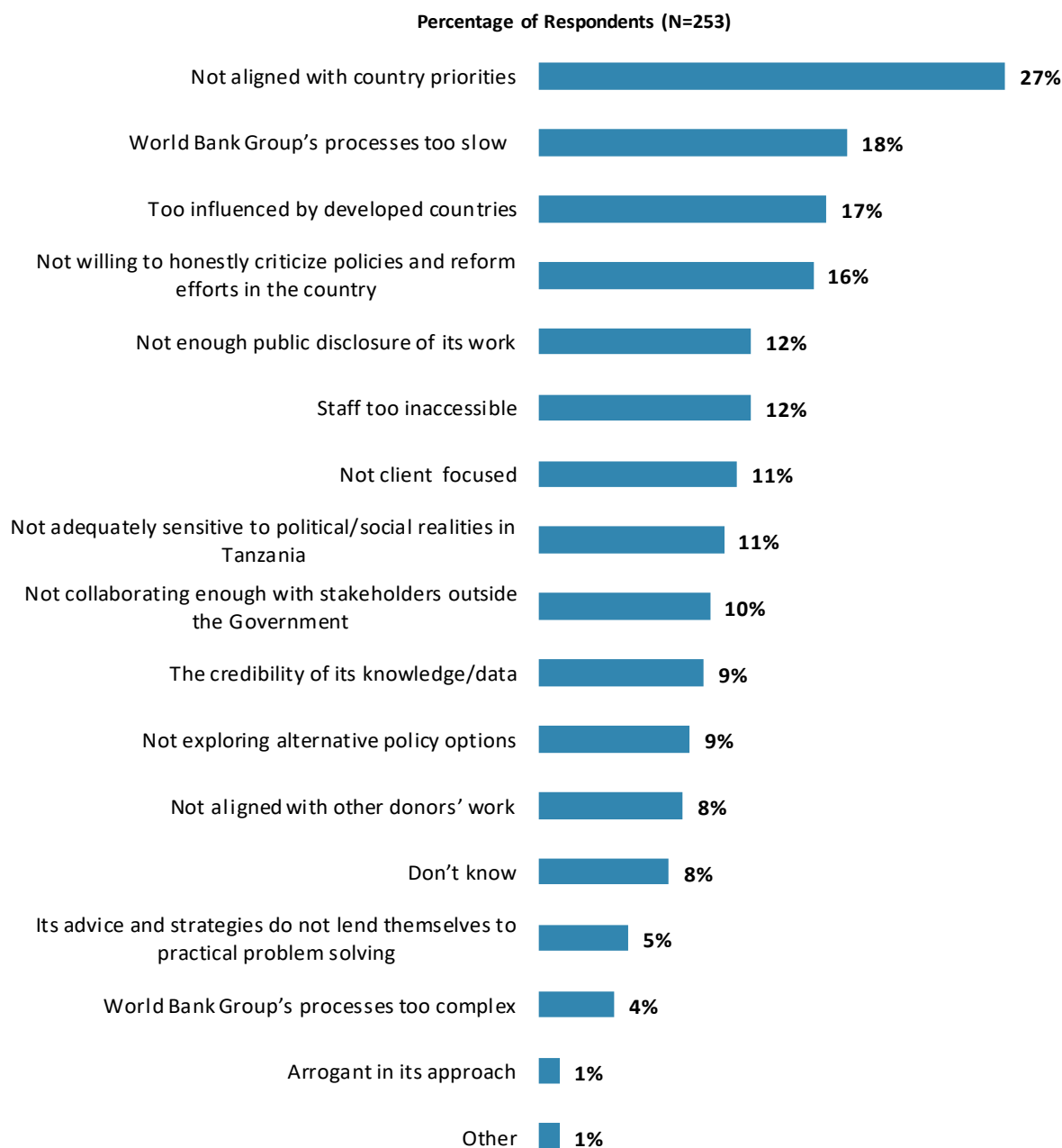
"When thinking about the World Bank Group's role, which activity do you believe is of greatest VALUE and which activity is of second greatest value in Tanzania?"  
(Respondents chose from a list.)



## V. Overall Attitudes toward the World Bank Group (continued)

### Greatest Weakness

- **Year comparison:** Respondents in the previous FY'14 Country Survey indicated that the World Bank Group's greatest weaknesses in its work in Tanzania were being "*not enough public disclosure of its work*" (27%), "*WBG's process being too complex*" (25%), and "*WBG being too influenced by developed countries*" (19%).

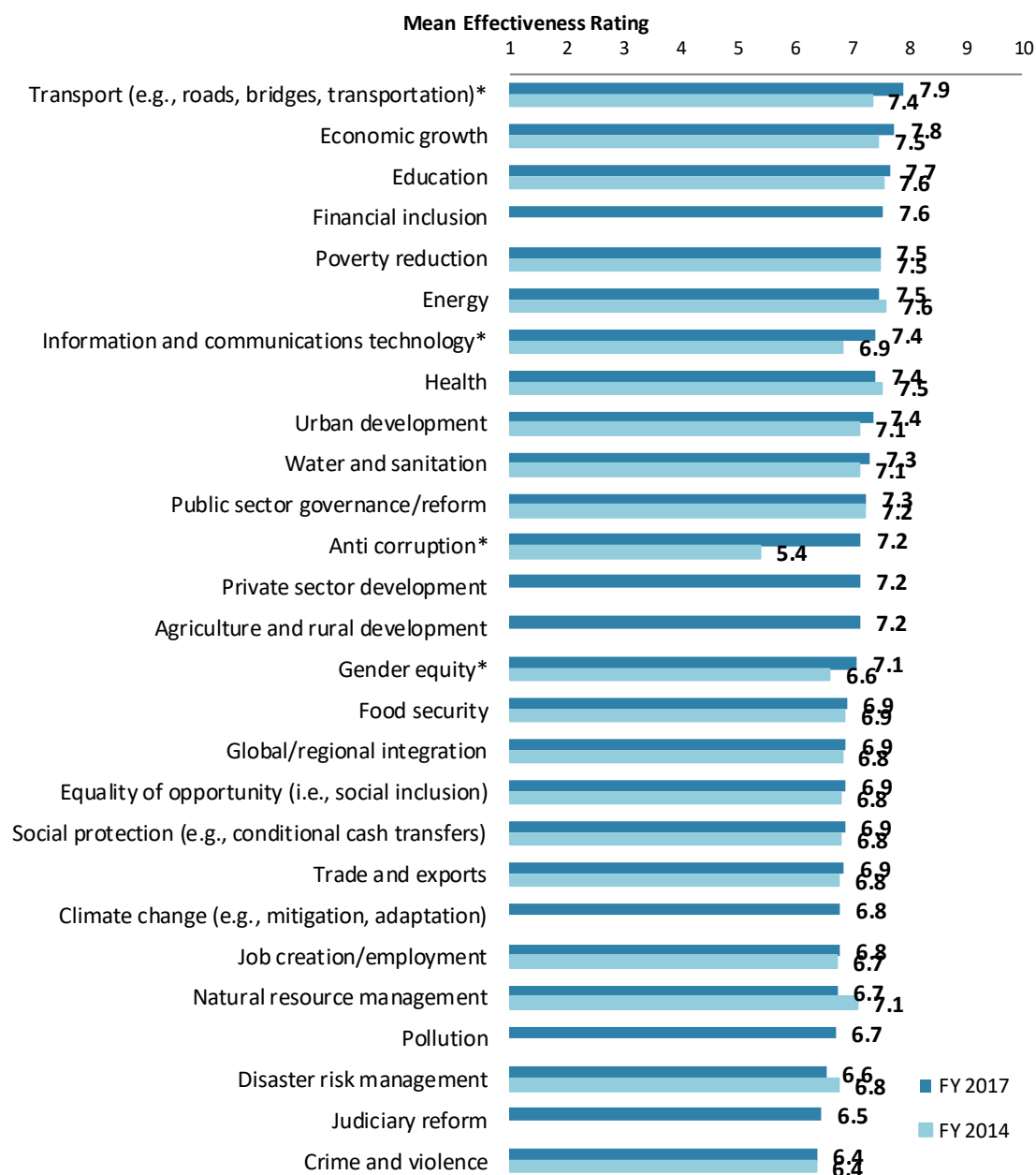


"Which of the following do you identify as the World Bank Group's greatest WEAKNESSES in its work in Tanzania? (Choose no more than TWO)" (Respondents chose from a list. Responses combined.)



## VI. Sectoral Effectiveness

### Effectiveness of WBG's Support in Sectoral Areas: Year Comparison<sup>4</sup>



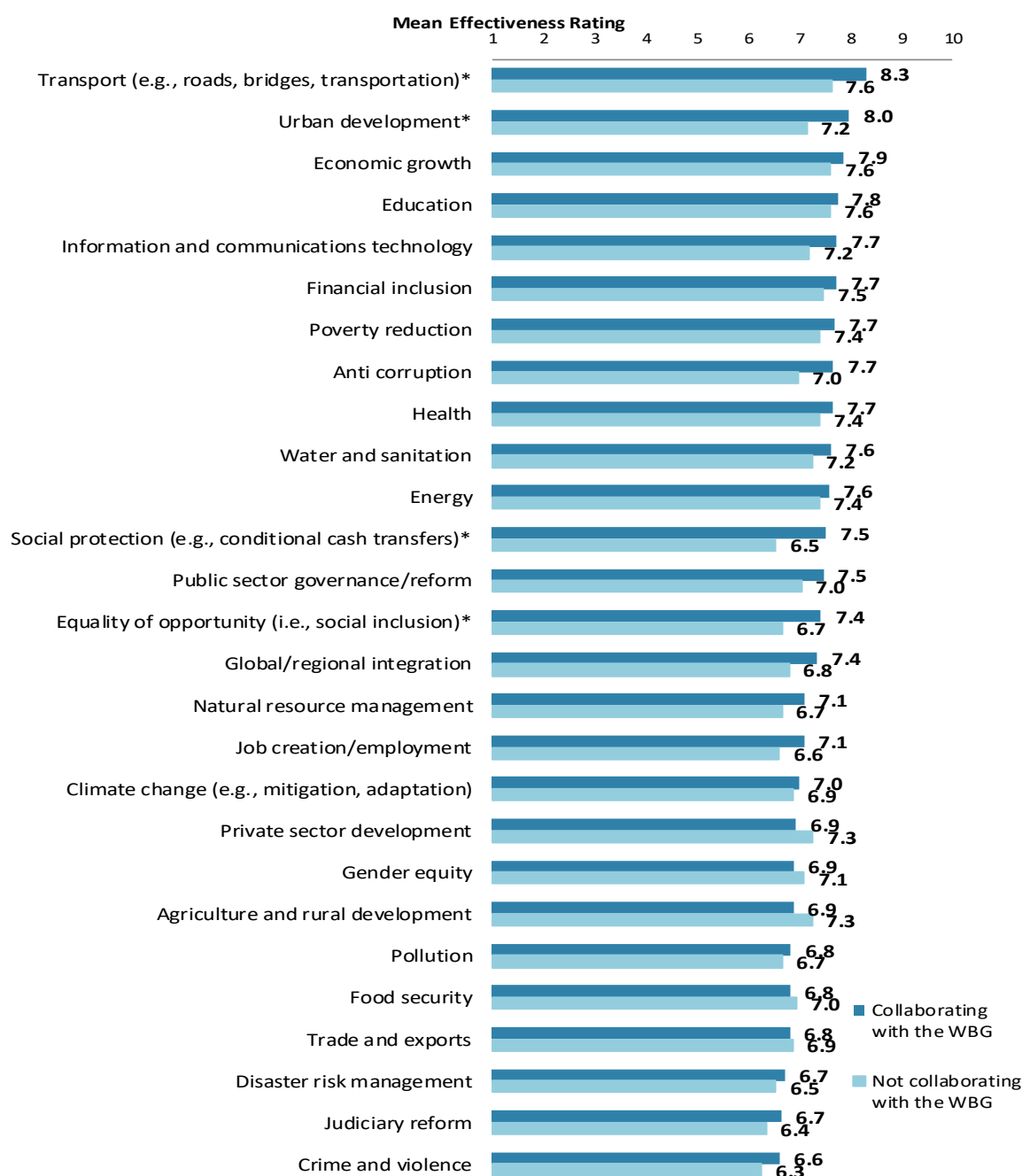
"How EFFECTIVE do you believe the World Bank Group is in terms of the work it does in the following areas of development in Tanzania?" (1-"Not effective at all", 10-"Very effective")  
(\*Significantly different between FY 2017 and FY 2014)

<sup>4</sup> Means presented in this chart were calculated based on weighted data. See Appendix E for details.



## VI. Sectoral Effectiveness (continued)

### Effectiveness of WBG's Support in Sectoral Areas: Collaboration<sup>5</sup>




"How EFFECTIVE do you believe the World Bank Group is in terms of the work it does in the following areas of development in Tanzania?" (1-"Not effective at all", 10-"Very effective")  
(\*Significantly different between collaborators and non-collaborators with the WBG)

<sup>5</sup> Note in the Appendix on the sectoral effectiveness (Appendix A, page 42) that primarily informed stakeholders responded to this question. Respondents were given the option of "don't know" if they did not have exposure to the WBG's work in certain development areas.



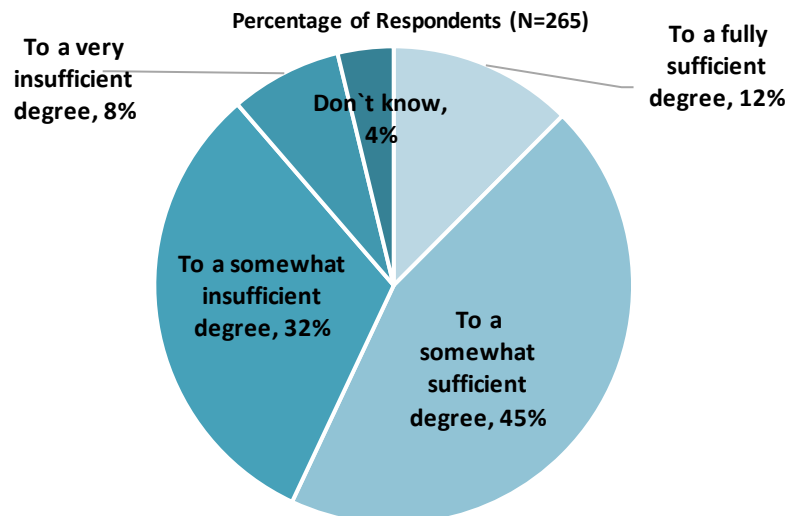
## VI. Sectoral Effectiveness (continued)

### The WBG Promoting Private Public Partnerships



**"To what extent do you believe that the World Bank Group's work helps to find solutions that promote private public partnerships in Tanzania?"**  
(1 - "To no degree at all", 10 - "To a very significant degree")

### Helping the Poorest

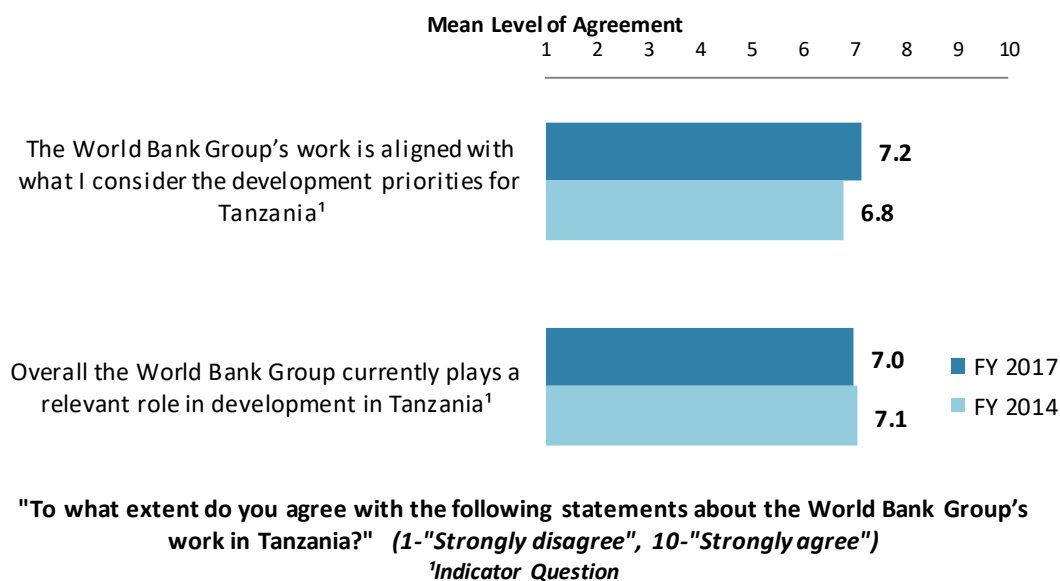


**"To what extent do you believe that the World Bank Group's work and support help the poorest in Tanzania?"** (Respondents chose from a list.)  
(Note: percentages may not total 100 due to rounding)

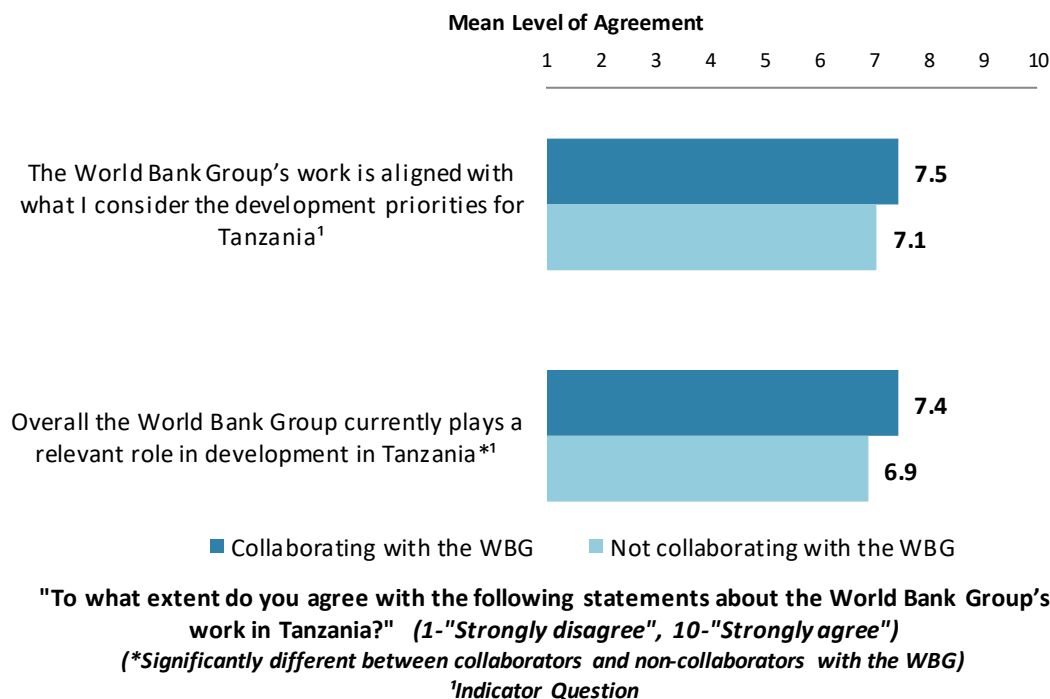


## VII. How the World Bank Group Operates

### The World Bank Group's Work in Tanzania: Year Comparison<sup>6</sup>



### The World Bank Group's Work in Tanzania: Collaboration



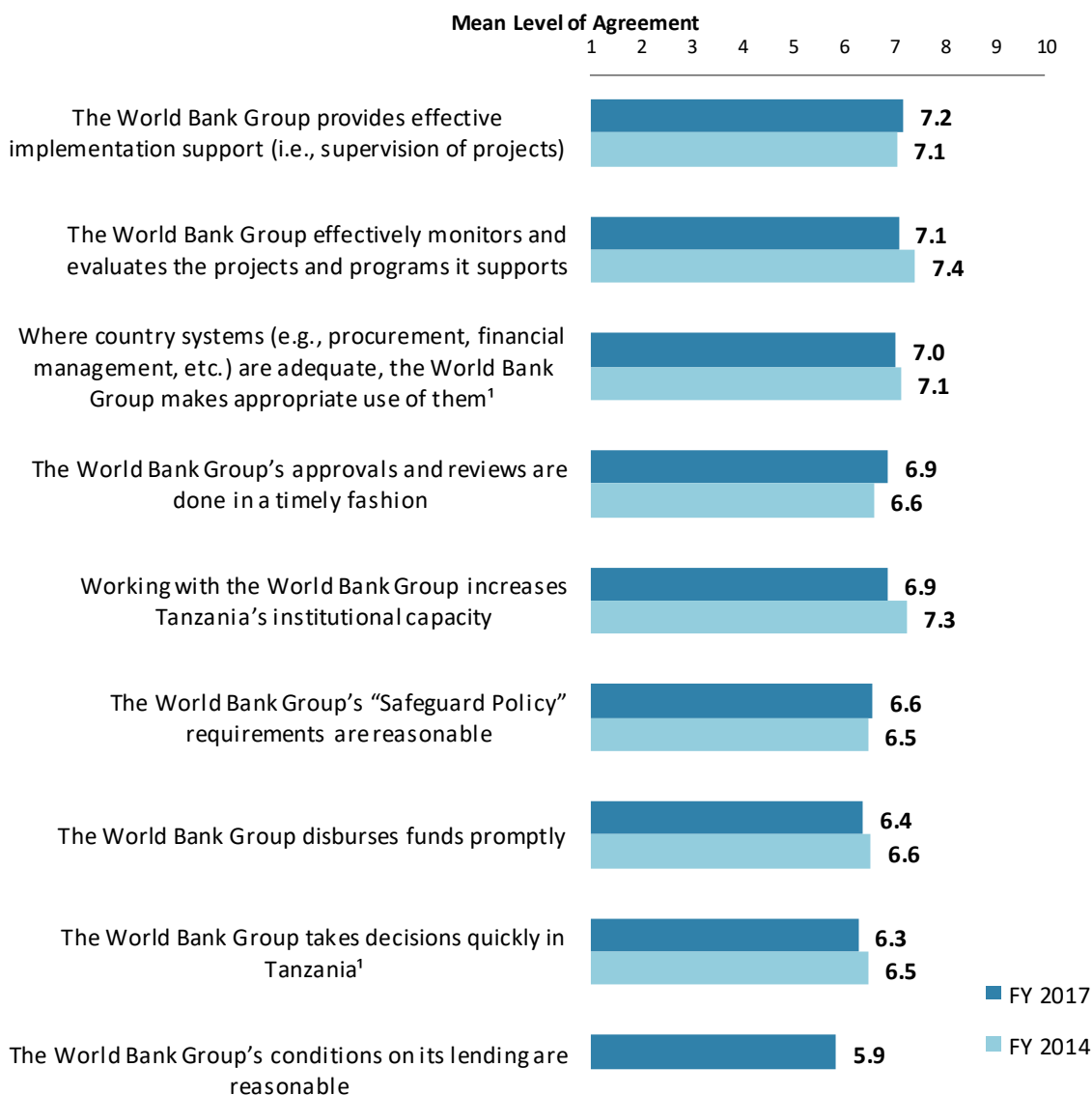
<sup>6</sup> Means in the chart were calculated based on weighted data.





## VII. How the World Bank Group Operates (continued)

### Overall Perceptions: Year Comparison<sup>7</sup>



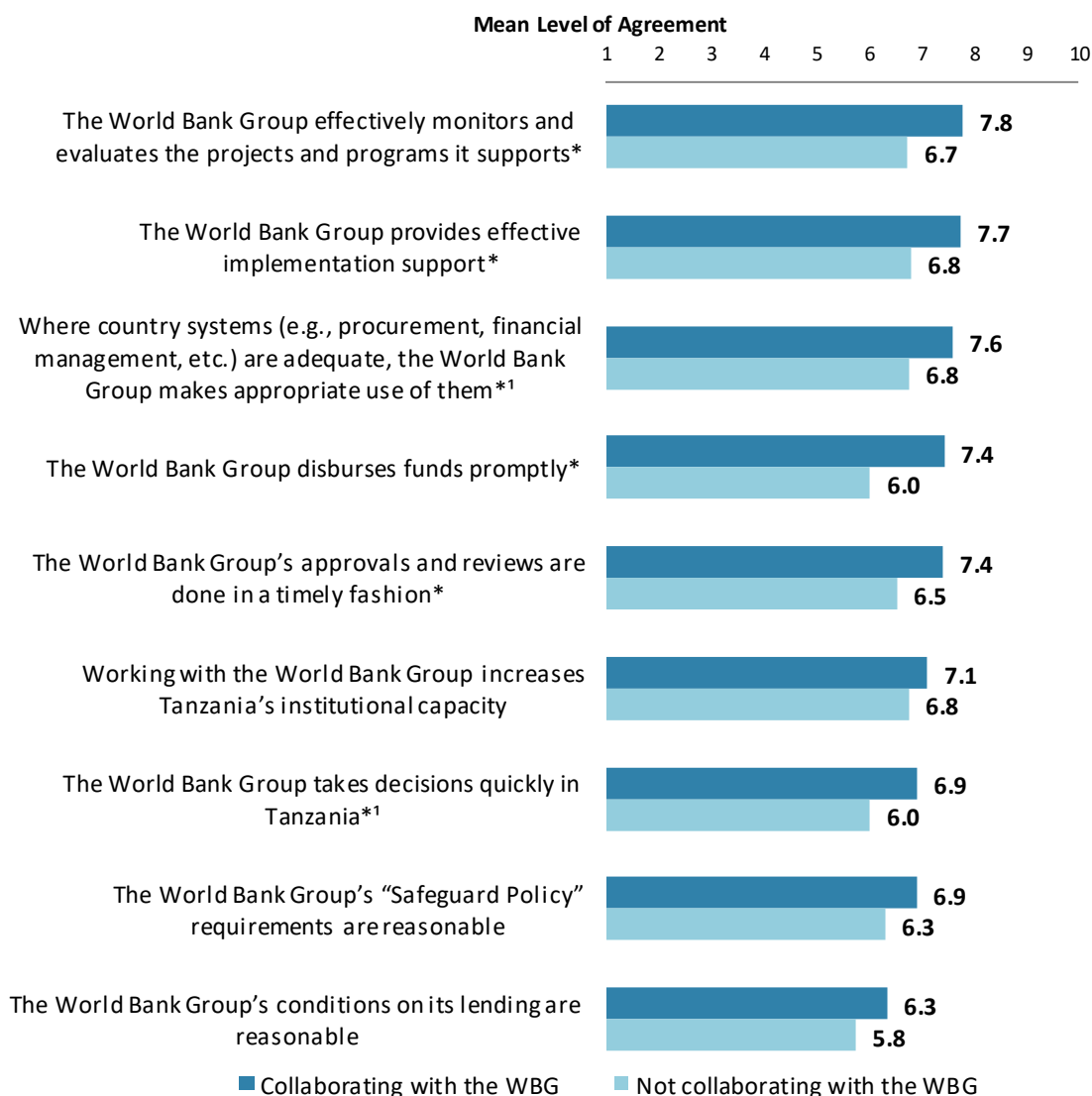
**"To what extent do you agree/disagree with the following statements?"**  
*(1-"Strongly disagree", 10-"Strongly agree")*  
*'Indicator Question*

<sup>7</sup> Means in the chart were calculated based on weighted data.



## VII. How the World Bank Group Operates (continued)

### Overall Perceptions: Collaboration

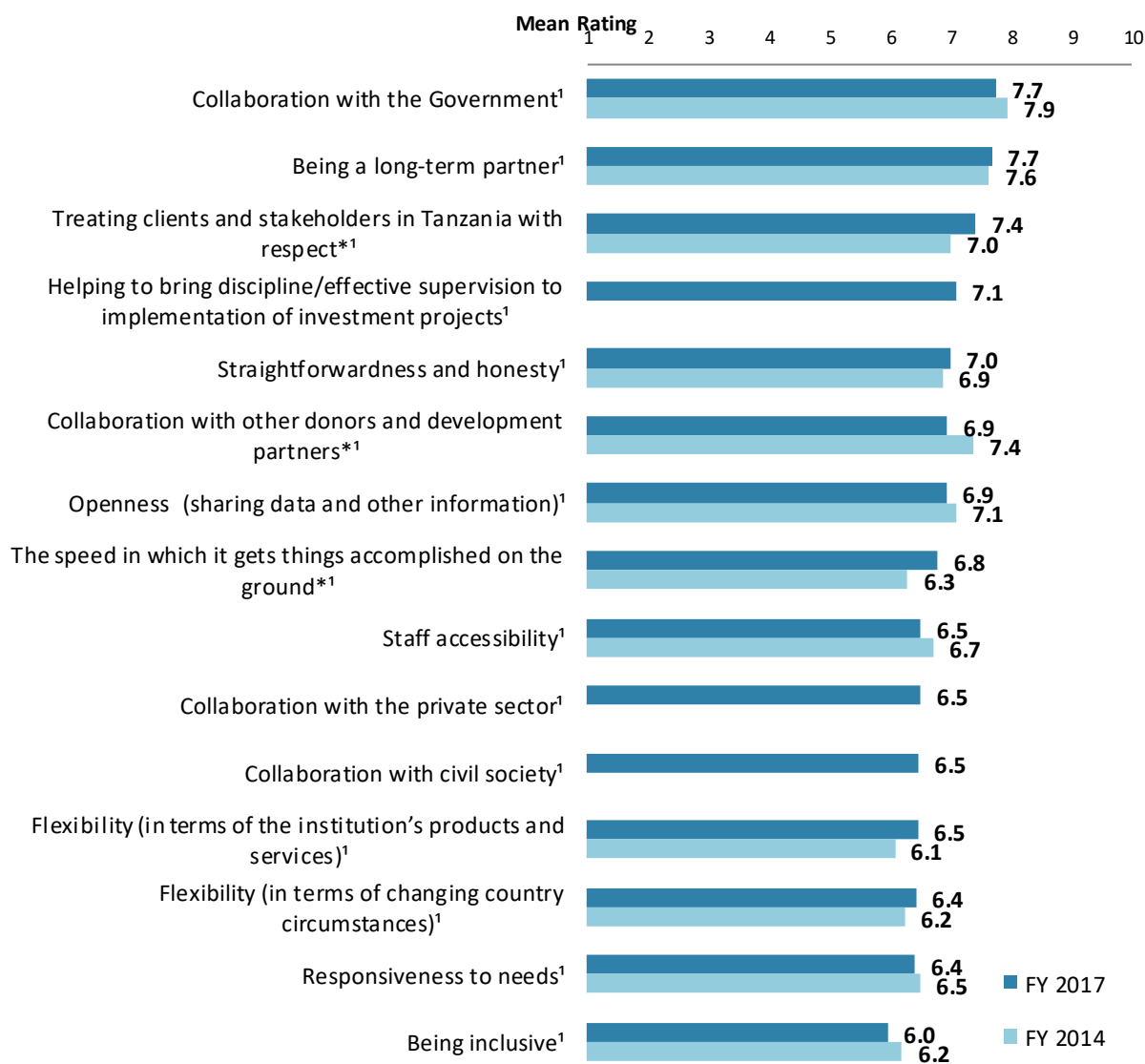


**"To what extent do you agree/disagree with the following statements?"**  
**(1-"Strongly disagree", 10-"Strongly agree")**  
**(\*Significantly different between collaborators and non-collaborators with the WBG)**  
**<sup>1</sup>Indicator Question**



## VII. How the World Bank Group Operates (continued)

### The WBG as an Effective Development Partner: Year Comparison<sup>8</sup>



"To what extent is the World Bank Group an effective development partner in Tanzania, in terms of each of the following?" (1-"To no degree at all", 10-"To a very significant degree")

(\*Significantly different between FY 2017 and FY 2014)

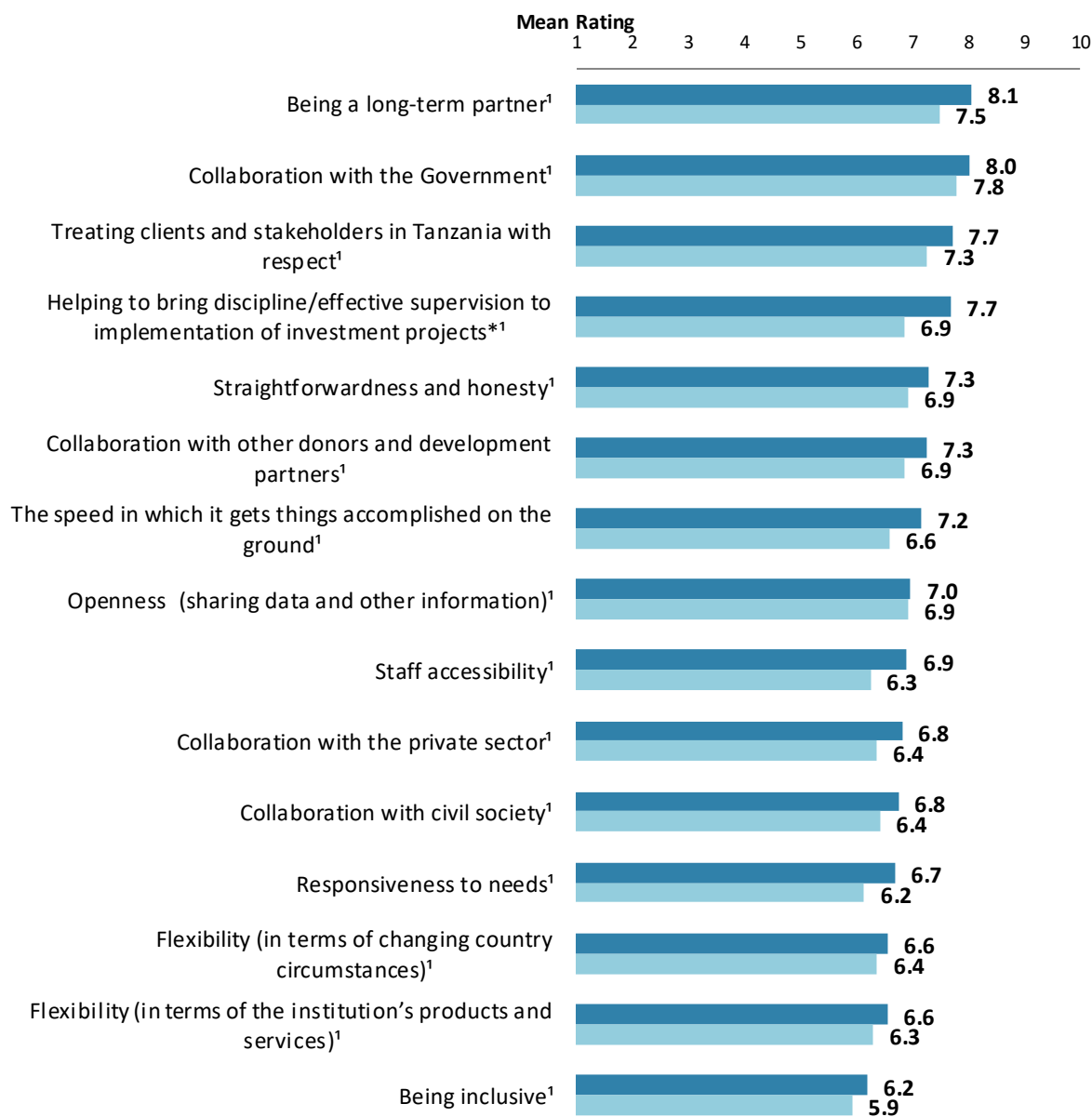
<sup>1</sup>Indicator Question

<sup>8</sup> Means in the chart were calculated based on weighted data.



## VII. How the World Bank Group Operates (continued)

### The WBG as an Effective Development Partner: Collaboration



■ Collaborating with the WBG    ■ Non-collaborating with the WBG

"To what extent is the World Bank Group an effective development partner in Tanzania, in terms of each of the following?" (1-"To no degree at all", 10-"To a very significant degree")


(\*Significantly different between collaborators and non-collaborators with the WBG)

<sup>1</sup>Indicator Question



## VII. How the World Bank Group Operates (continued)

### Internal Measuring and Monitoring

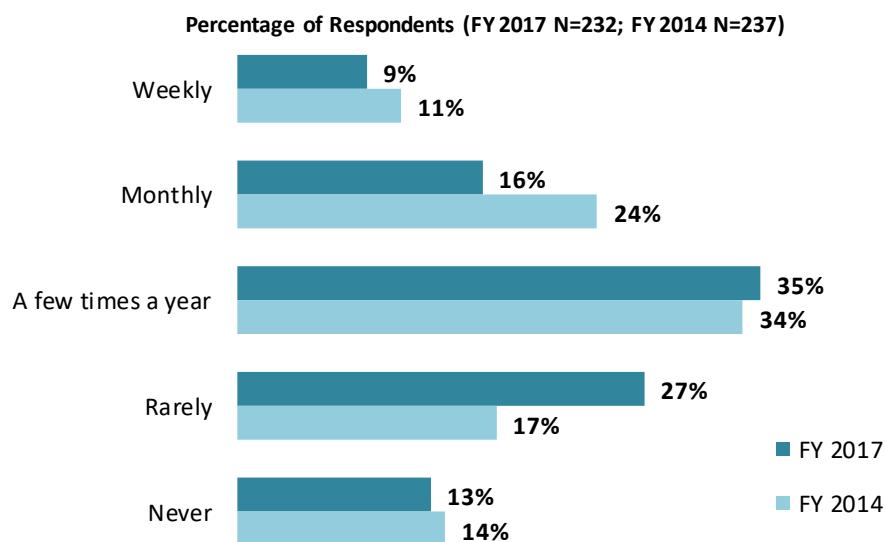


**"To what extent do you believe the World Bank Group measures and corrects its work in real time in Tanzania?"** (1-"To no degree at all", 10-"To a very significant degree")



## VIII. World Bank Group's Knowledge and Instruments

### Frequency of Consulting WBG Knowledge Work and Activities<sup>9</sup>



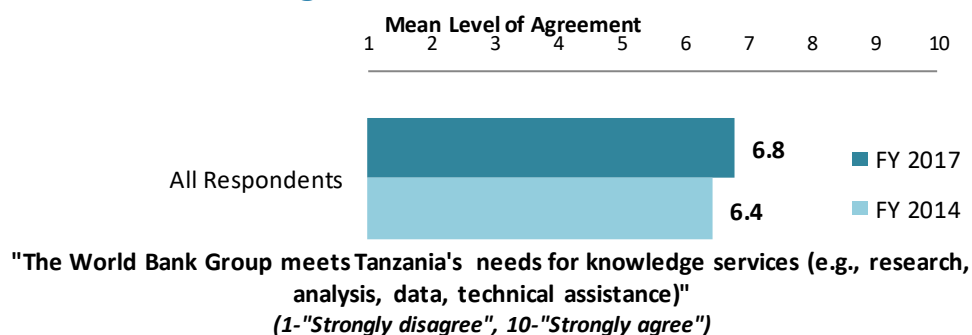
"How frequently do you consult World Bank Group's knowledge work and activities in the work you do?" (Respondents chose from a list.)

<sup>9</sup> Percentages in the chart were calculated based on weighted data.

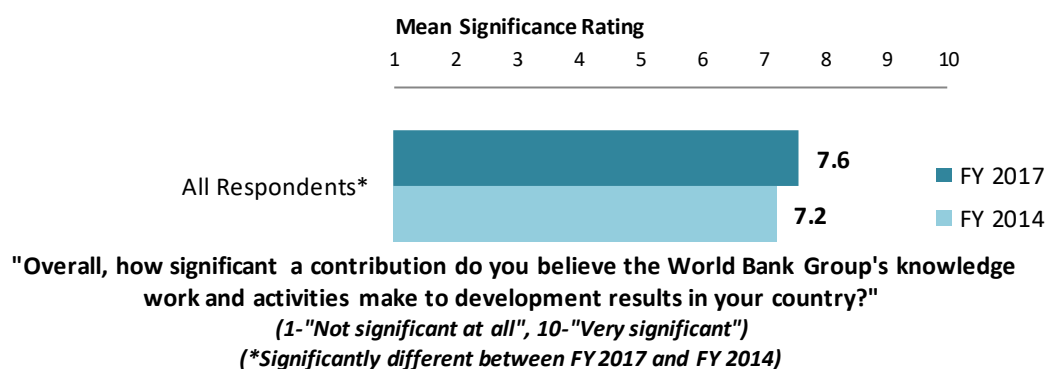


## VIII. World Bank Group's Knowledge and Instruments (continued)

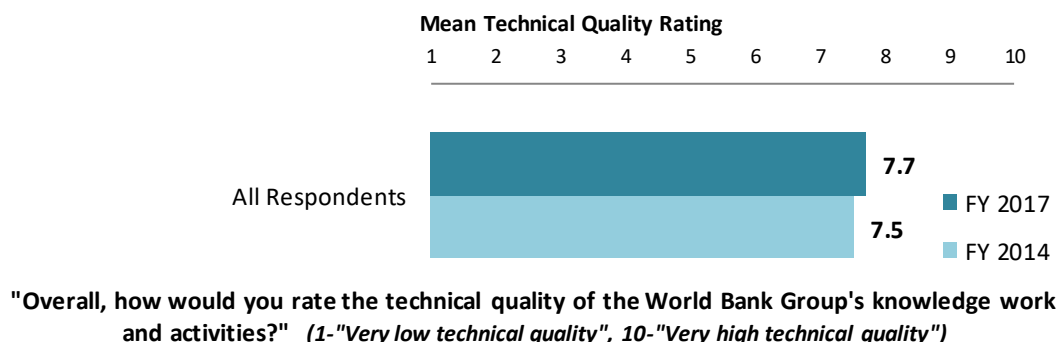
### Meeting Tanzania' Knowledge Needs<sup>10</sup> (Indicator Question)



### Contribution of the WBG's Knowledge Work and Activities (Indicator Question)



### Technical Quality of the WBG's Knowledge Work and Activities (Indicator Question)

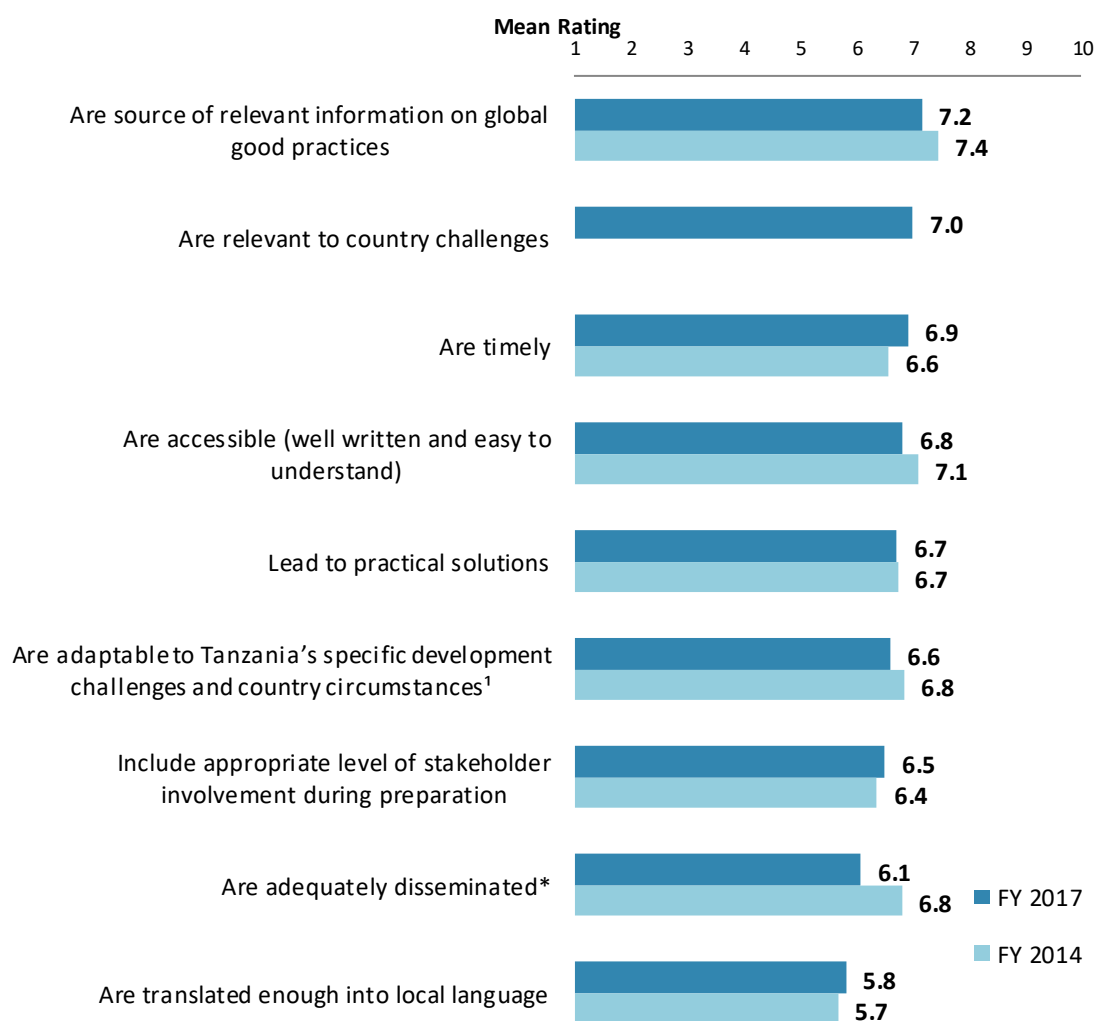


<sup>10</sup> Means in the charts on this page were calculated based on weighted data.



## VIII. World Bank Group's Knowledge and Instruments (continued)

### Qualities of the WBG's Knowledge Work and Activities<sup>11</sup>



"In Tanzania, to what extent do you believe that the World Bank Group's knowledge work and activities:" (1-"To no degree at all", 10-"To a very significant degree")  
 (\*Significantly different between FY 2017 and FY 2014)

*'Indicator Question*

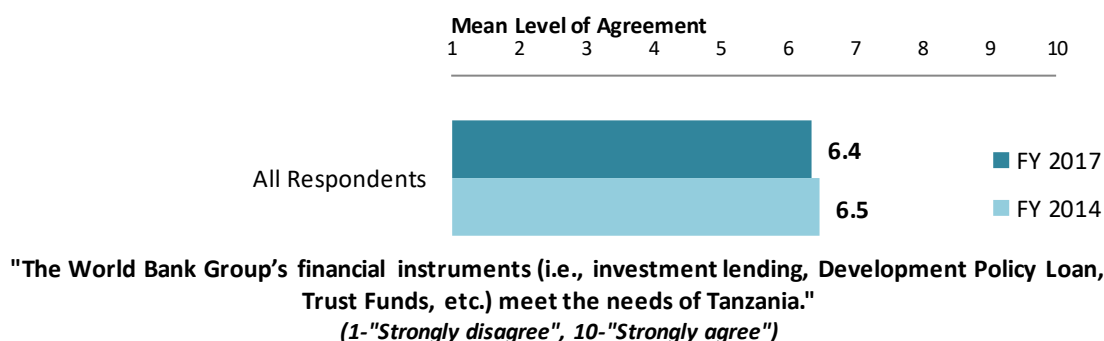
<sup>11</sup> Means in the chart were calculated based on weighted data.



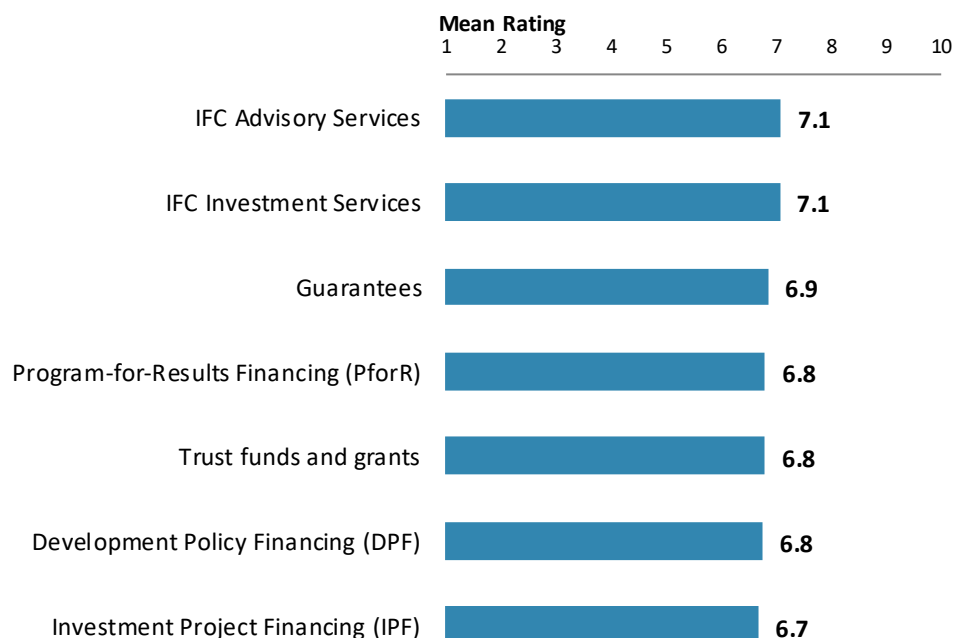


## VIII. World Bank Group's Knowledge and Instruments (continued)

### Meeting Tanzania's Needs for Financial Instruments<sup>12</sup> (Indicator Question)



### Effectiveness of WBG's Instruments



**"How EFFECTIVE do you believe the following World Bank Group's instruments are in supporting the Tanzania Government's efforts to reduce poverty?"**  
(1 - "Not effective at all", 10 - "Very effective")

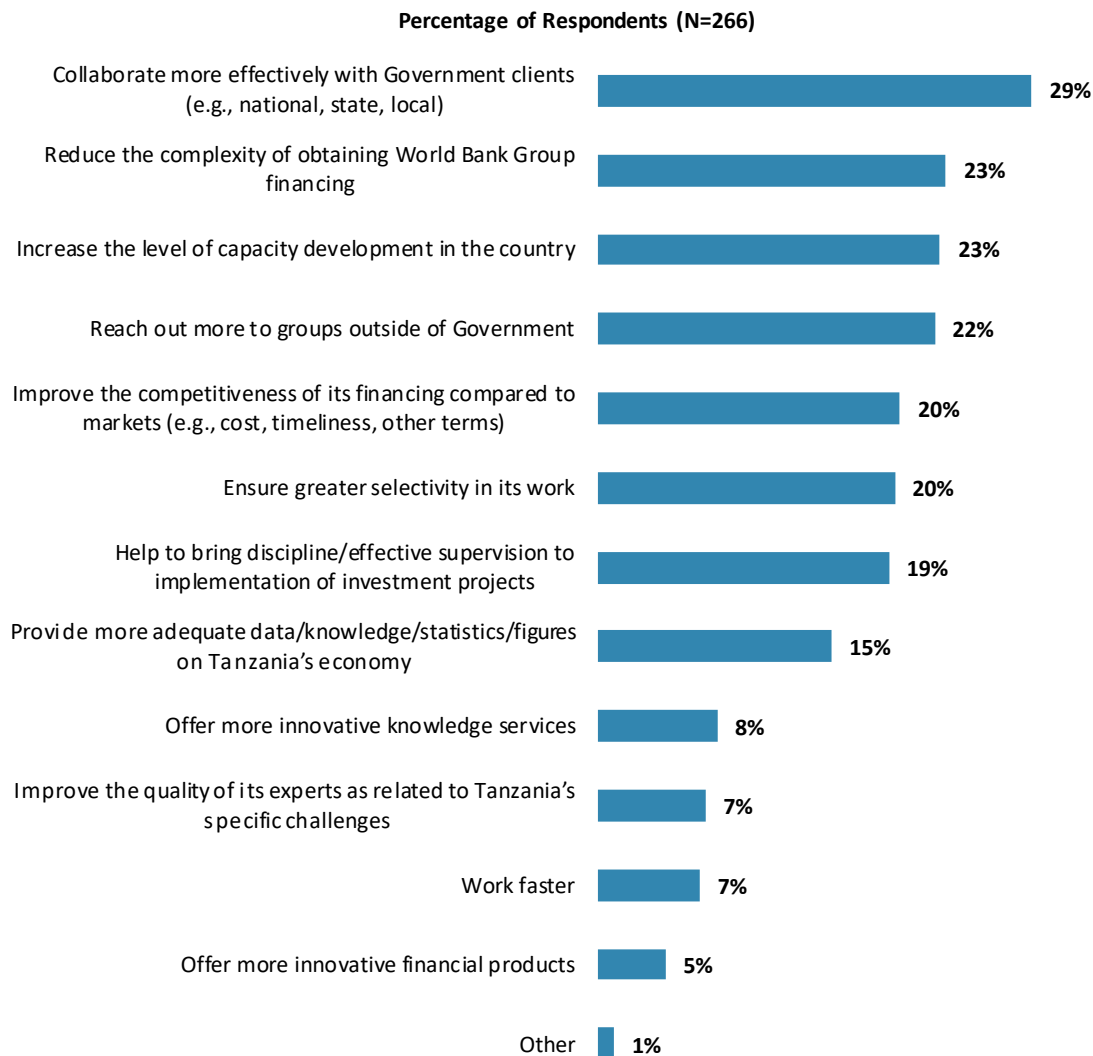
<sup>12</sup> Means in the chart were calculated based on weighted data.



## IX. The Future Role of the World Bank Group in Tanzania

### Making the World Bank Group of Greater Value

- **Year comparison:** Respondents in the previous FY'14 Country Survey indicated that the World Bank should “*collaborate more effectively with Government clients*” (33%), “*reach out more to groups outside of Government*” (26%), “*increase the level of capacity development in the country*” (26%), and “*reduce the complexity of obtaining WBG financing*” (25%) to make itself of greater value in Tanzania.



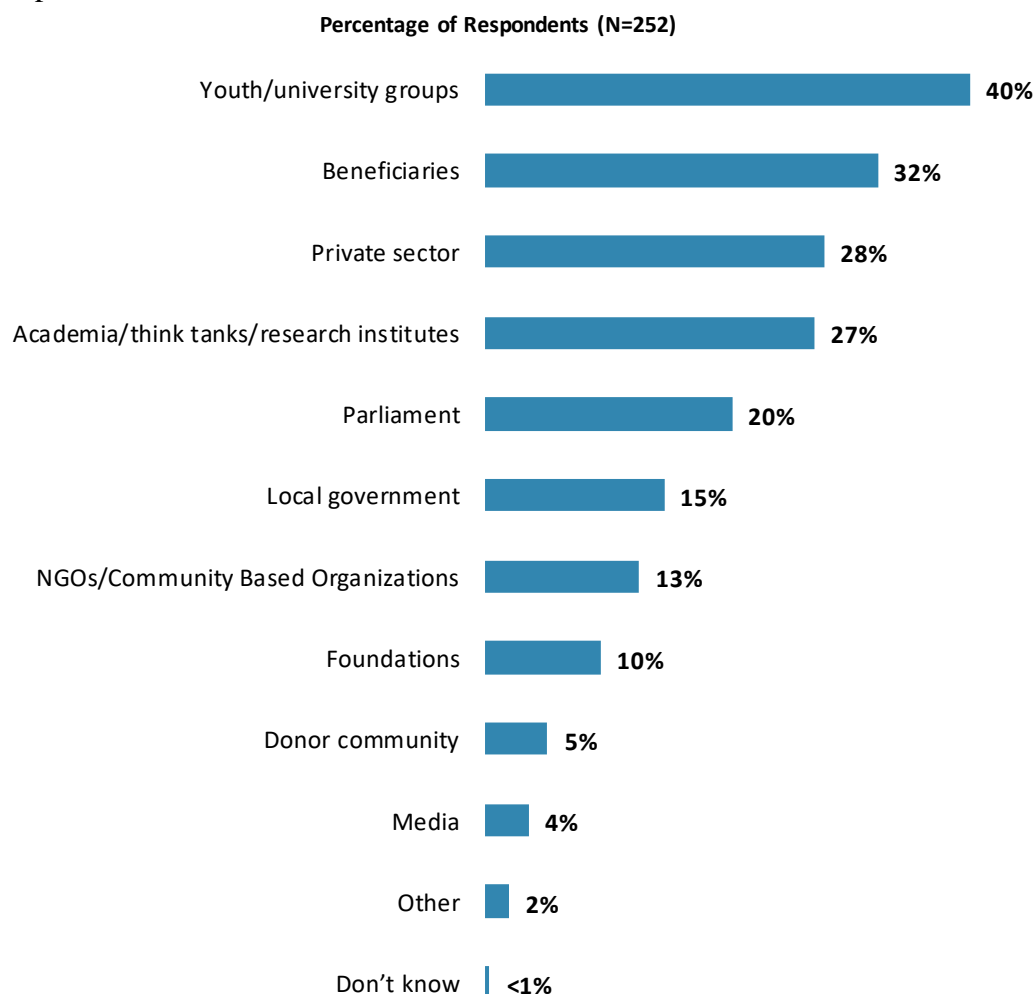
**"Which of the following SHOULD the World Bank Group do to make itself of greater value in Tanzania?  
(Choose no more than TWO)" (Respondents chose from a list. Responses combined.)**



## IX. The Future Role of the World Bank Group in Tanzania (continued)

### The World Bank Group Should Collaborate More with ...

- **Year comparison:** Respondents in the previous FY'14 Country Survey indicated that the World Bank Group should work more with “*private sector*” (36%), “*academia/think tanks/research institutes*” (28%), and “*local governments*” (28%) to ensure better development results in Tanzania.



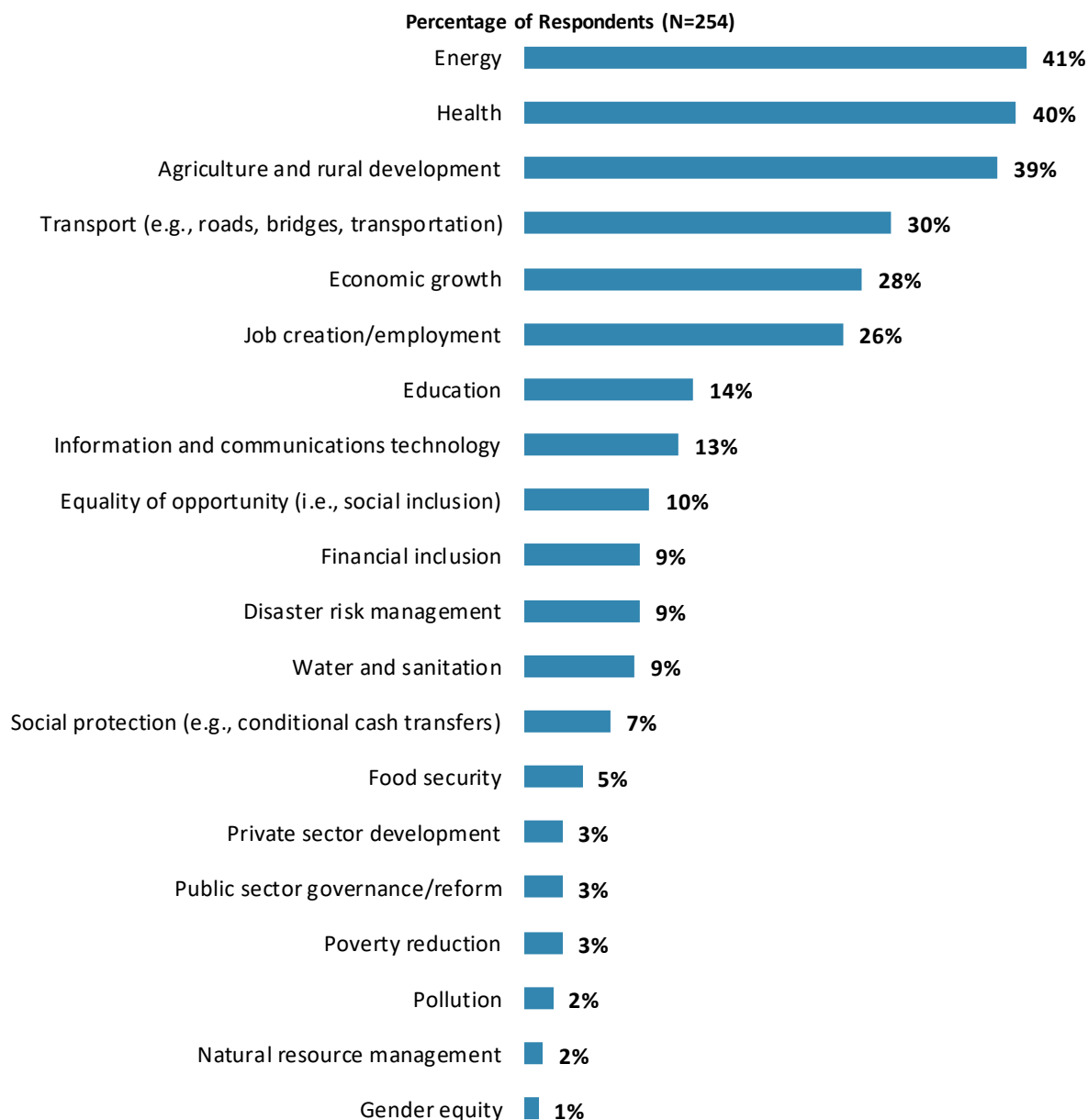
"In addition to the regular relations with the national government, which TWO of the following groups should the World Bank Group collaborate with more in your country?"  
(Respondents chose from a list. Responses combined.)



## IX. The Future Role of the World Bank Group in Tanzania (continued)

### Where the World Bank Group Should Focus its Resources

- **Year comparison:** Respondents in the previous FY'14 Country Survey indicated that the World Bank Group should focus its resources on “*education*” (43%), “*transport*” (33%), and “*health*” (27%).



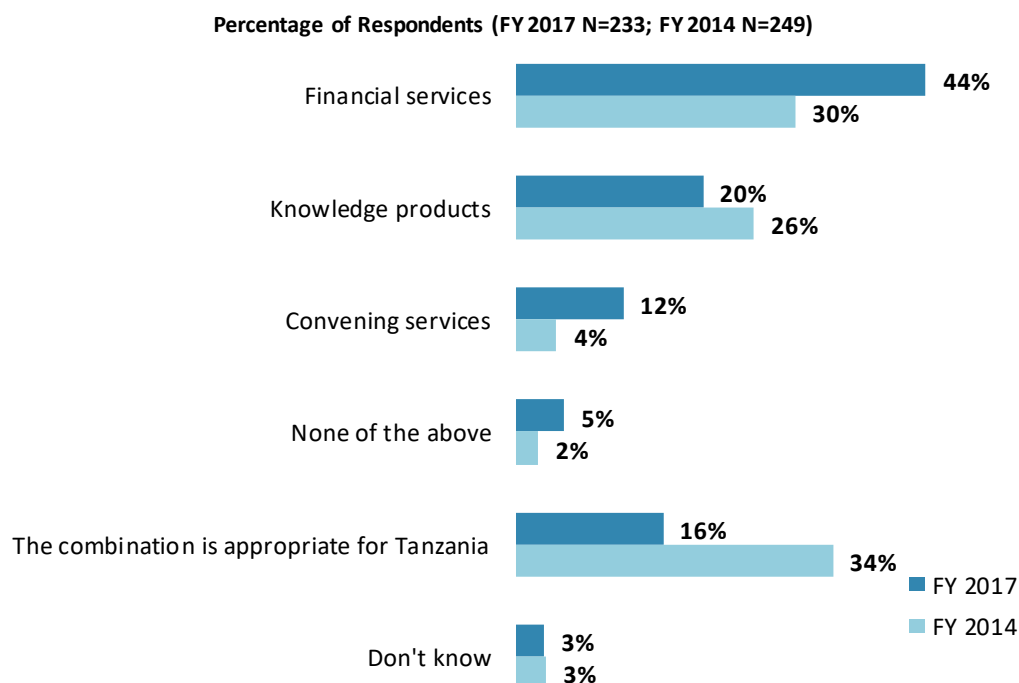
**“When thinking about how the World Bank Group can have the most impact on development results in Tanzania, in which sectoral areas do you believe the WBG should focus most of its resources in Tanzania? (Choose no more than THREE)”** (Respondents chose from a list. Responses combined.  
Top 20 of 27 response options shown.)



## IX. The Future Role of the World Bank Group in Tanzania (continued)

### Future Combination of the WBG Services<sup>13</sup>

- **Year comparison:** This year's respondents were significantly more likely to indicate that the WBG should offer more financial services compared to respondents in the FY'14 Country Survey.



**"When considering the combination of services that the World Bank Group offers in Tanzania, and taking into account its limited level of resources, which ONE of the following do you believe the World Bank Group should offer more of in Tanzania?"**  
(Respondents chose from a list. Responses combined.)  
(Percentages may not total 100 due to rounding)

<sup>13</sup> Percentages in the chart were calculated based on weighted data.

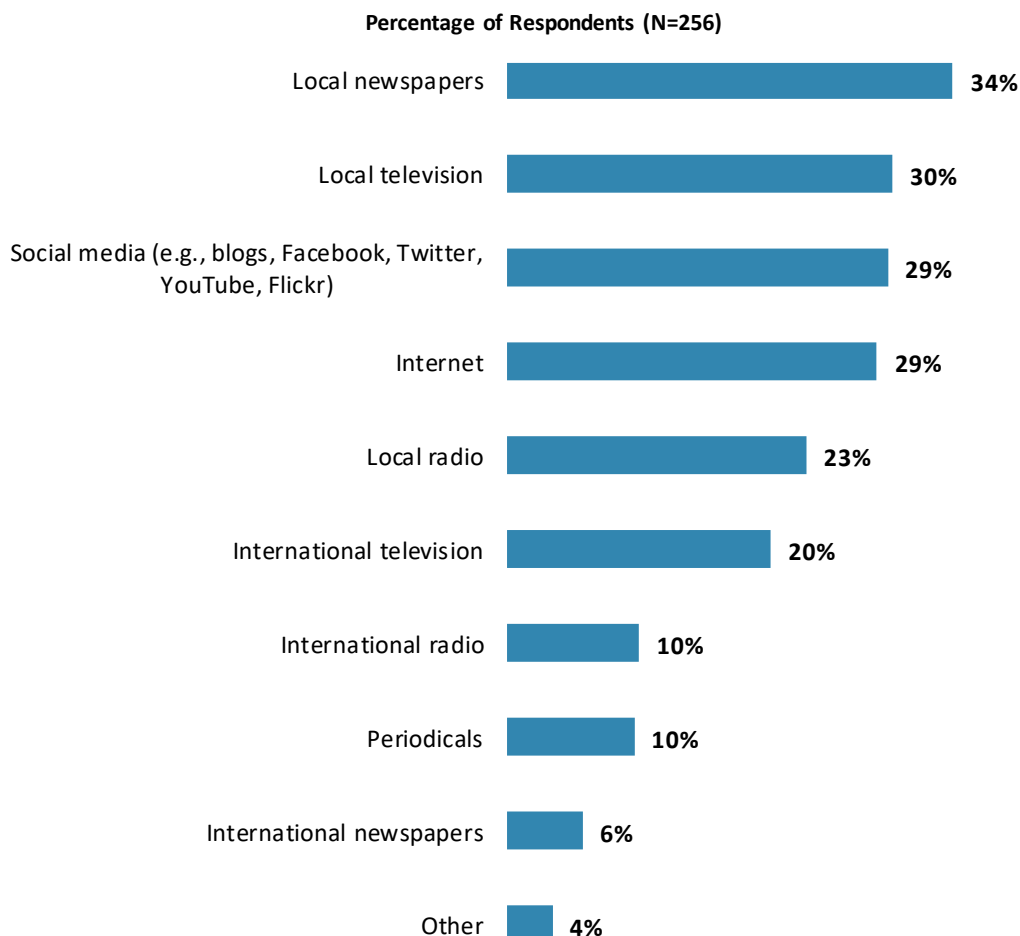


## X. Communication and Outreach

*Note: When considering the World Bank Group's future outreach with key constituencies, please see Appendix B (page 58) for all responses by stakeholder groups.*

### General Information Sources

- **Year comparison:** Respondents in the previous FY'14 Country Survey indicated that they got most of their information about economic and social development issues in Tanzania from "*the Internet*" (57%) and "*local newspapers*" (51%).



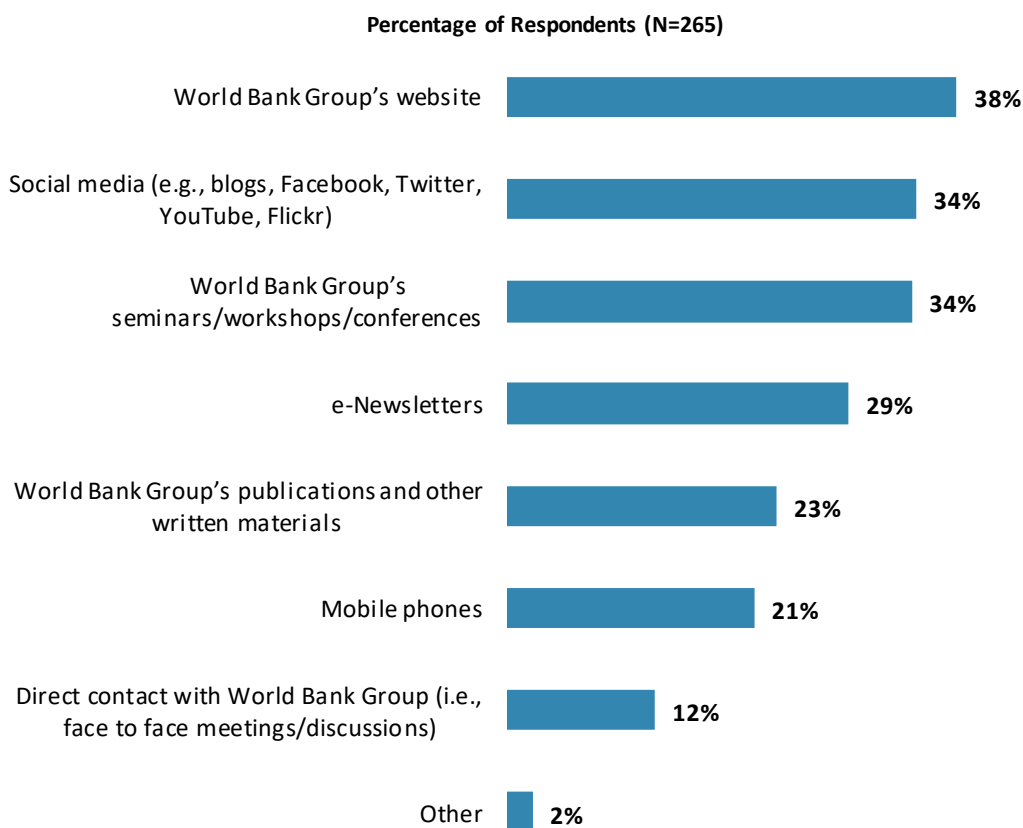
"How do you get most of your information about economic and social development issues in Tanzania? (Choose no more than TWO)" (Respondents chose from a list. Responses combined.)



## X. Communication and Outreach (continued)

### Preferred Information Sources

- **Year comparison:** Respondents in the previous FY'14 Country Survey indicated that they would prefer to receive information from the World Bank Group through its “*seminars/ workshops/conferences*” (37%) and “*website*” (36%). It is worth noting that 13% of the respondents in the FY'14 Country Survey preferred “social media.”



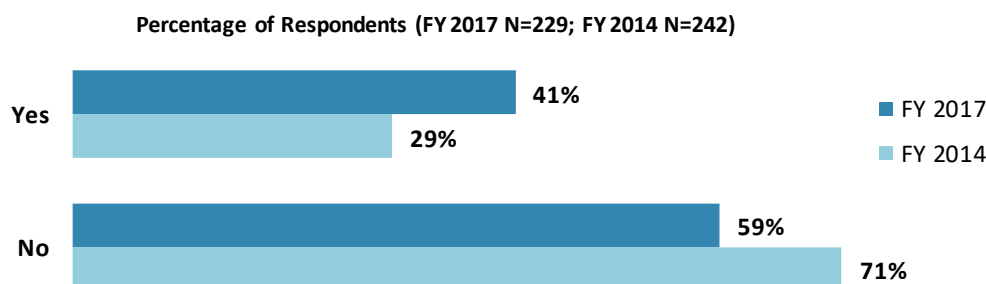
"How would you prefer to receive information from the World Bank Group?  
(Choose no more than TWO)" (Respondents chose from a list. Responses combined.)



## X. Communication and Outreach (continued)

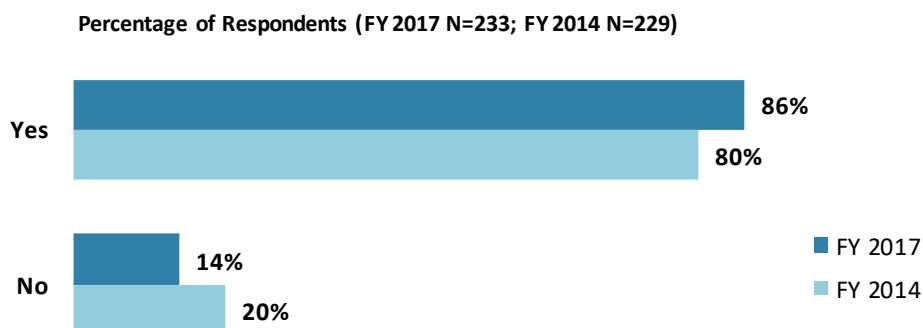
### Access to Information<sup>14</sup>

- **Year comparison:** This year's respondents were significantly more likely to be aware of the AI policy than the respondents in the FY'14 Country Survey.



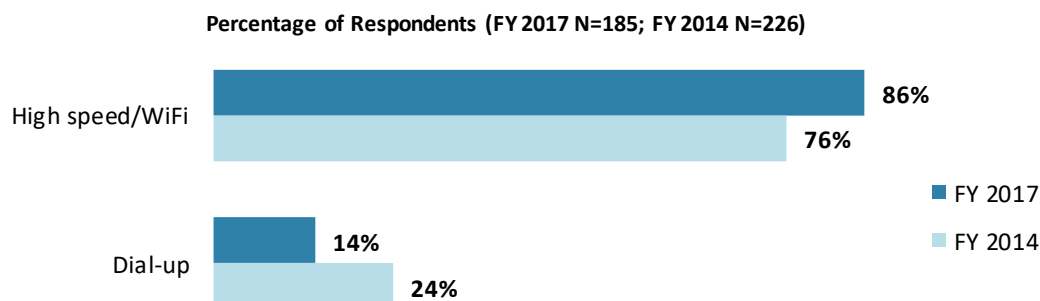
"Are you aware of the World Bank Group's Access to Information Policy under which the WBG will now disclose any information in its possession that is not on a list of exceptions?"

### Access to the Internet



"Do you have reliable access to the Internet?"

- **Year comparison:** This year's respondents were significantly more likely to use high speed Internet/WiFi than the respondents in the FY'14 Country Survey.



"Which Internet connection do you use primarily when visiting a World Bank Group website?"  
(Respondents chose from a list.)

<sup>14</sup> Percentages presented in the three charts were calculated based on weighted data.

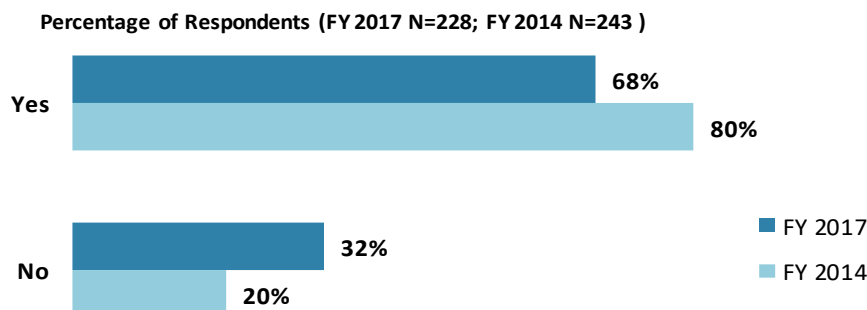




## X. Communication and Outreach (continued)

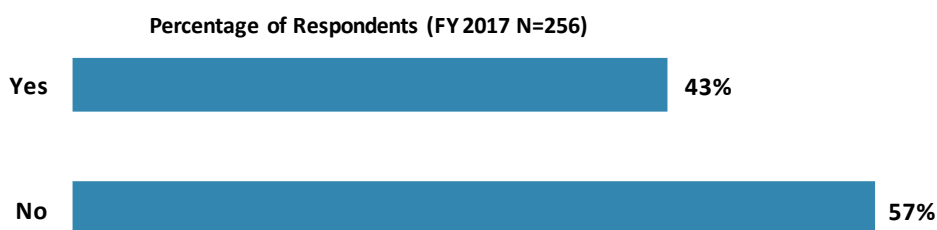
### The WBG Website Usage<sup>15</sup>

- **Year comparison:** This year's respondents were significantly less likely to use/have used the WBG website than the respondents in the FY'14 Country Survey.

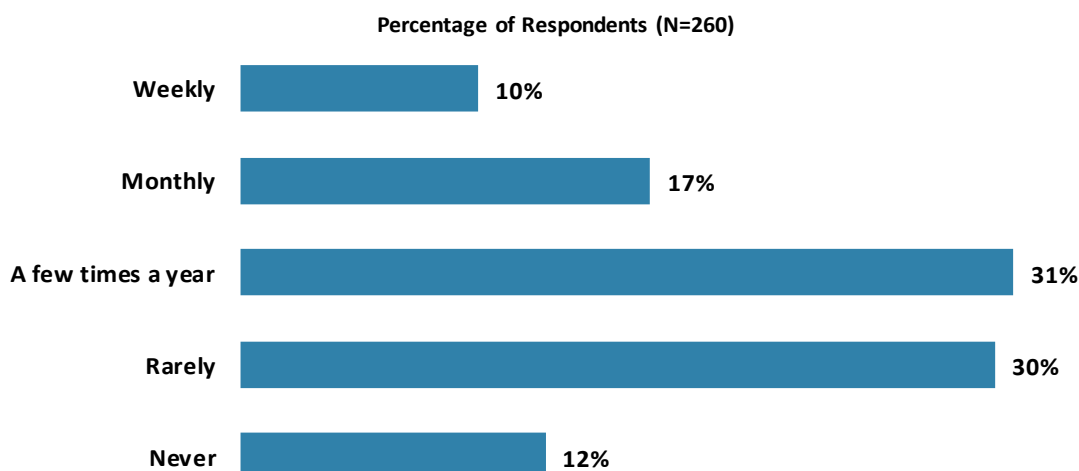


"Do you use/have you used the World Bank Group website??"

### Use of the WBG's Social Media Channels



"Do you currently consult the World Bank Group social media sites (e.g., blogs, Facebook, Twitter, YouTube, and Flickr)?"



"How frequently do you consult the World Bank Group's website and/or social media channels (e.g., blogs, Facebook, Twitter, YouTube, Flickr) for information/knowledge that you can use in your work?" (Respondents chose from a list. )

<sup>15</sup> Percentages presented in the chart were calculated based on weighted data.



## XI. Appendices

A. Responses to All Questions across All Respondents.....	42
B. Responses to All Questions by Stakeholder Groups.....	58
C. Responses to Indicator Questions by Geographic Location.....	81
D. Responses to Selected Questions by Level of Collaboration with the World Bank Group .....	83
E. Responses to Selected Questions by Year.....	92
F. Indicator Questions as a Function of Exposure to the WBG .....	99
G. WBG Country Opinion Survey FY 2017 – Tanzania Questionnaire	100

**Tanzania**





## Appendix A: Responses to All Questions across All Respondents (N=267)

All rating scale questions are presented with the total number of respondents that provided a rating (N), the number of respondents who indicated that they "Don't know" (DK), the mean rating across all respondents (Mean), and the standard deviation of this mean (SD). Indicator questions are noted with an asterisk (\*).

### A. General Issues Facing Tanzania

1. In general would you say that Tanzania is headed in ... ?	Percentage of Respondents (N=259)
The right direction	69.9%
The wrong direction	14.3%
Not sure	15.8%

2. Listed below are a number of development priorities in Tanzania. Please identify which of the following you consider the most important development priorities in Tanzania? (Choose no more than THREE)	Percentage of Respondents (Responses Combined; N=257)
Education	56.0%
Public sector governance/reform	27.2%
Natural resource management	26.8%
Health	21.4%
Economic growth	18.7%
Agriculture and rural development	18.3%
Private sector development	14.8%
Transport (e.g., roads, bridges, transportation)	14.8%
Poverty reduction	12.8%
Job creation/employment	11.3%
Energy	11.3%
Food security	9.7%
Anti corruption	8.9%
Gender equity	7.8%
Pollution	6.2%
Climate change (e.g., mitigation, adaptation)	4.7%
Social protection (e.g., conditional cash transfers)	4.3%
Water and sanitation	3.9%
Trade and exports	3.9%
Information and communications technology	3.5%
Disaster risk management	3.1%
Urban development	3.1%
Global/regional integration	2.7%
Equality of opportunity (i.e., social inclusion)	1.2%
Financial inclusion	0.8%
Crime and violence	0.8%
Judiciary reform	0.4%

**A. General Issues Facing Tanzania (continued)**

<b>3. Poverty reduction is a broad term that encompasses work in many different areas. Which THREE areas of development listed below do you believe would contribute most to reducing poverty in Tanzania? (Choose no more than THREE)</b>	<b>Percentage of Respondents (Responses Combined; N=265)</b>
Agriculture and rural development	57.4%
Education	52.1%
Health	22.3%
Public sector governance/reform (i.e., government effectiveness, public financial management, public expenditure, fiscal system reform)	21.5%
Job creation/employment	17.7%
Private sector development	13.6%
Energy	12.5%
Trade and exports	12.1%
Economic growth	11.3%
Anti corruption	8.7%
Climate change (e.g., mitigation, adaptation)	7.9%
Natural resource management	7.5%
Equality of opportunity (i.e., social inclusion)	7.2%
Social protection (e.g., conditional cash transfers)	6.4%
Transport (e.g., roads, bridges, transportation)	6.0%
Gender equity	6.0%
Pollution	5.3%
Water and sanitation	4.2%
Information and communications technology	4.2%
Financial inclusion	4.2%
Crime and violence	3.8%
Disaster risk management	2.6%
Food security	2.6%
Global/regional integration	0.8%
Judiciary reform	0.4%
Urban development	0.0%

**A. General Issues Facing Tanzania (continued)**

<b>4. The World Bank Group's "Shared Prosperity" goal captures two key elements, economic growth and equity. It will seek to foster income growth among the bottom 40 percent of a country's population. Improvement in the Shared Prosperity Indicator requires growth and well-being of the less well-off. When thinking about the idea of "shared prosperity" in your country, which of the following TWO best illustrate how this would be achieved in Tanzania? (Choose no more than TWO)</b>	<b>Percentage of Respondents (Responses Combined; N=245)</b>
Better entrepreneurial opportunities (i.e., to start small and medium sized businesses)	34.3%
Better opportunity for the poor who live in rural areas	28.6%
Education and training that better ensure job opportunity	20.0%
Consistent economic growth	18.0%
Better quality public services	16.3%
Greater access to micro-finance for the poor	13.5%
Greater voice and participation for citizens to help ensure greater accountability	11.8%
Better employment opportunities for young people	11.8%
Greater access to health and nutrition for citizens	11.4%
More reliable social safety net	10.2%
A growing middle class	9.0%
Better opportunity for the poor who live in urban areas	8.2%
Better employment opportunities for women	4.5%
Other	0.8%

<b>5. Do you think the gap between the rich and the poor is a very big problem, a moderately big problem, a small problem, or not a problem at all in Tanzania? (Select only ONE response)</b>	<b>Percentage of Respondents (N=266)</b>
A very big problem	61.3%
A moderately big problem	30.1%
A small problem	7.5%
Not a problem at all	.8%
Don't know	.4%

<b>6. In your view, is climate change a very serious problem, somewhat serious, not too serious, or not a problem in your country? (Select only ONE response)</b>	<b>Percentage of Respondents (N=266)</b>
A very serious problem	54.5%
A somewhat serious problem	36.1%
Not too serious problem	7.9%
Not a problem	1.1%
Don't know	.4%

<b>7. In your view, is early childhood development (i.e. nutrition, growth, care, and education) a very important, moderately important, slightly important, or not an important development priority in Tanzania? (Select only ONE response)</b>	<b>Percentage of Respondents (N=266)</b>
A very important development priority	78.2%
A moderately important development priority	13.5%
A slightly important development priority	6.8%
Not an important development priority	.8%
Don't know	.8%

**B. Overall Attitudes toward the World Bank Group**

<b>Familiarity</b>	<b>N</b>	<b>DK</b>	<b>Mean</b>	<b>SD</b>
1. How familiar are you with the work of the World Bank Group in Tanzania? (1-Not familiar at all, 10-Extremely familiar)	263	0	6.59	2.19

<b>Effectiveness*</b>	<b>N</b>	<b>DK</b>	<b>Mean</b>	<b>SD</b>
2. Overall, please rate your impression of the World Bank Group's effectiveness in Tanzania. (1-Not effective at all, 10-Very effective)	255	10	7.34	2.10

<b>Staff Preparedness</b>	<b>N</b>	<b>DK</b>	<b>Mean</b>	<b>SD</b>
3. To what extent do you believe the World Bank Group's staff is well prepared (e.g., skills and knowledge) to help Tanzania solve its most complicated development challenges? (1-To no degree at all, 10-To a very significant degree)	236	27	7.36	2.15

<b>4. When thinking about how the World Bank Group can have the most impact on development results in Tanzania, in which sectoral areas do you believe the World Bank Group should focus most of its resources (financial and knowledge services) in Tanzania? (Choose no more than THREE)</b>	<b>Percentage of Respondents (Responses Combined; N=254)</b>
Energy	40.9%
Health	40.2%
Agriculture and rural development	38.6%
Transport (e.g., roads, bridges, transportation)	29.9%
Economic growth	27.6%
Job creation/employment	26.0%
Education	13.8%
Information and communications technology	12.6%
Equality of opportunity (i.e., social inclusion)	10.2%
Financial inclusion	9.4%
Disaster risk management	9.4%
Water and sanitation	9.1%
Social protection (e.g., conditional cash transfers)	7.1%
Food security	4.7%
Private sector development	3.1%
Public sector governance/reform	3.1%
Poverty reduction	3.1%
Pollution	2.4%
Natural resource management	1.6%
Gender equity	1.2%
Judiciary reform	1.2%
Trade and exports	0.4%
Anti corruption	0.4%
Climate change (e.g., mitigation, adaptation)	0.4%
Global/regional integration	0.0%
Urban development	0.0%
Crime and violence	0.0%

**B. Overall Attitudes toward the World Bank Group (continued)**

5. When thinking about the World Bank Group's role, which activity do you believe is of greatest VALUE and which activity is of second greatest value in Tanzania?	Percentage of Respondents (N=242)		
	Greatest Value	2 <sup>nd</sup> Greatest Value	Combined
Financial resources	25.2%	14.0%	39.3%
Capacity development related to World Bank Group supported projects	23.6%	12.4%	36.0%
Policy advice, studies, analyses	18.2%	13.2%	31.4%
Promoting knowledge sharing	6.6%	14.9%	21.5%
Implementation support	2.1%	14.9%	16.9%
Bringing together different groups of stakeholders	9.9%	3.7%	13.6%
Mobilizing third party financial resources	2.9%	9.9%	12.8%
Technical assistance	5.0%	7.4%	12.4%
Donor coordination	2.5%	6.2%	8.7%
Data and statistics	3.3%	3.3%	6.6%
Other	0.8%	0.0%	0.8%

6. Which of the following do you identify as the World Bank Group's greatest WEAKNESSES in its work in Tanzania? (Choose no more than TWO)	Percentage of Respondents (Responses Combined; N=253)
Not aligned with country priorities	26.9%
World Bank Group's processes too slow (e.g., too bureaucratic in its operational policies and procedures)	17.8%
Too influenced by developed countries	16.6%
Not willing to honestly criticize policies and reform efforts in the country	15.8%
Not enough public disclosure of its work	12.3%
Staff too inaccessible	12.3%
Not client focused	11.5%
Not adequately sensitive to political/social realities in Tanzania	10.7%
Not collaborating enough with stakeholders outside the Government	9.9%
The credibility of its knowledge/data	9.5%
Not exploring alternative policy options	8.7%
Not aligned with other donors' work	8.3%
Don't know	7.5%
Its advice and strategies do not lend themselves to practical problem solving	5.1%
World Bank Group's processes too complex	4.3%
Arrogant in its approach	1.2%
Other	1.2%

7. To what extent do you believe that the World Bank Group's work and support help the poorest in Tanzania? (Select only ONE response)	Percentage of Respondents (N=265)
To a fully sufficient degree	12.5%
To a somewhat sufficient degree	44.5%
To a somewhat insufficient degree	31.7%
To a very insufficient degree	7.5%
Don't know	3.8%

**B. Overall Attitudes toward the World Bank Group (continued)**

8. How EFFECTIVE do you believe the following World Bank Group's instruments are in supporting Tanzania Government's efforts to reduce poverty? (1-Not effective at all, 10-Very effective)	Effectiveness			
	N	N/A	Mean	SD
1. Investment Project Financing (IPF)	184	51	6.69	2.12
2. Development Policy Financing (DPF)	162	57	6.77	2.01
3. Program-for-Results Financing (PforR)	159	61	6.82	2.00
4. Trust funds and grants	155	56	6.81	2.09
5. Guarantees	136	76	6.86	2.28
6. IFC Investment Services	146	69	7.08	2.16
7. IFC Advisory Services	144	71	7.10	2.17

9. In addition to the regular relations with the national government, which TWO of the following groups should the World Bank Group collaborate with more in your country? (Choose no more than TWO)	Percentage of Respondents (Responses Combined; N=252)
Youth/university groups	39.7%
Beneficiaries	32.1%
Private sector	27.8%
Academia/think tanks/research institutes	27.0%
Parliament	20.2%
Local government	14.7%
NGOs/Community Based Organizations	12.7%
Foundations	9.5%
Donor community	5.2%
Media	3.6%
Other	2.0%
Don't know	0.4%

To what extent do you agree with the following statements about the World Bank Group's work in Tanzania? (1-Strongly disagree, 10-Strongly agree)	Level of Agreement			
	N	DK	Mean	SD
10. Overall the World Bank Group currently plays a relevant role in development in Tanzania*	251	9	7.01	1.95
11. The World Bank Group's work is aligned with what I consider the development priorities for Tanzania*	252	12	7.17	2.23



**B. Overall Attitudes toward the World Bank Group (continued)**

To what extent is the World Bank Group an effective development partner in Tanzania, in terms of each of the following? (1-To no degree at all, 10-To a very significant degree)	Degree			
	N	DK	Mean	SD
12. Responsiveness to needs*	229	22	6.36	2.07
13. Flexibility (in terms of the institution's products and services)*	222	29	6.39	2.21
14. Flexibility (in terms of changing country circumstances)*	221	30	6.43	2.20
15. Being inclusive*	221	27	6.01	2.27
16. Openness (sharing data and other information)*	233	14	6.96	2.12
17. Collaboration with the Government*	237	11	7.79	1.81
18. The speed in which it gets things accomplished on the ground*	235	18	6.80	2.24
19. Helping to bring discipline/effective supervision to implementation of investment projects*	242	14	7.08	1.98
20. Collaboration with civil society*	200	47	6.50	2.21
21. Staff accessibility*	225	17	6.45	2.49
22. Collaboration with other donors and development partners*	218	33	6.94	2.06
23. Collaboration with the private sector*	211	31	6.52	2.03
24. Straightforwardness and honesty*	225	20	6.99	2.23
25. Treating clients and stakeholders in Tanzania with respect*	238	14	7.35	2.06
26. Being a long-term partner*	227	20	7.59	2.20

27. When World Bank Group assisted reform efforts fail or are slow to take place, which of the following would you attribute this to? (Choose no more than THREE)	Percentage of Respondents (Responses Combined; N=260)
Lack of/inadequate levels of capacity in Government	26.9%
Poor coordination within the Government	26.5%
Reforms are not well thought out in light of country challenges	25.8%
Political pressures and obstacles	21.5%
There is not an adequate level of citizen/civil society participation	20.0%
The Government works inefficiently	16.9%
The World Bank Group is not sensitive enough to political/social realities on the ground	12.7%
Poor donor coordination	9.6%
Other	7.3%
The World Bank Group works too slowly	6.9%
The World Bank Group does not do adequate follow through/follow-up	6.9%
Poor coordination within the World Bank Group	2.7%

**C. World Bank Group's Effectiveness and Results**

1. In your opinion, how IMPORTANT is it for the World Bank Group to be involved in the following areas of development in Tanzania? (1-Not important at all, 10-Very important)	Importance			
	N	DK	Mean	SD
1. Social protection (e.g., conditional cash transfers)	232	14	7.10	2.23
2. Gender equity	243	1	7.35	2.18
3. Private sector development	255	1	7.99	1.95
4. Education	245	3	8.59	1.93
5. Public sector governance/reform	255	5	8.02	1.99
6. Global/regional integration	241	8	7.26	2.16
7. Food security	247	3	7.70	2.00
8. Urban development	245	3	7.69	1.96
9. Energy	249	3	8.28	1.79
10. Water and sanitation	250	3	8.17	1.85
11. Pollution	241	5	7.44	2.15
12. Job creation/employment	246	4	8.22	1.81
13. Health	252	2	8.37	1.77
14. Financial inclusion	231	12	7.84	1.87
15. Transport (e.g., roads, bridges, transportation)	256	3	8.39	1.85
16. Agriculture and rural development	252	3	8.43	1.72
17. Trade and exports	235	14	7.42	2.01
18. Crime and violence	234	8	6.72	2.43
19. Natural resource management	247	6	7.72	2.13
20. Climate change (e.g., mitigation, adaptation)	249	6	7.63	1.91
21. Poverty reduction	255	3	8.42	1.90
22. Anti corruption	243	5	7.74	2.18
23. Judiciary reform	243	4	7.30	2.36
24. Economic growth	253	2	8.60	1.67
25. Disaster risk management	245	11	7.64	2.11
26. Equality of opportunity (i.e., social inclusion)	244	4	7.82	2.06
27. Information and communications technology	246	11	8.08	2.03

**C. World Bank Group's Effectiveness and Results**

2. How EFFECTIVE do you believe the World Bank Group is in terms of the work it does in the following areas of development in Tanzania? (1-Not effective at all, 10-Very effective)	Effectiveness			
	N	DK	Mean	SD
1. Social protection (e.g., conditional cash transfers)	183	63	6.85	2.33
2. Gender equity	181	60	7.09	2.16
3. Private sector development	195	50	7.17	2.17
4. Education	218	31	7.65	2.05
5. Public sector governance/reform	212	42	7.23	2.19
6. Global/regional integration	176	67	6.89	2.28
7. Food security	183	52	6.96	2.15
8. Urban development	204	35	7.38	1.96
9. Energy	200	35	7.46	1.92
10. Water and sanitation	195	42	7.35	2.16
11. Pollution	175	61	6.70	2.19
12. Job creation/employment	208	41	6.86	2.21
13. Health	199	42	7.49	1.95
14. Financial inclusion	198	43	7.51	2.01
15. Transport (e.g., roads, bridges, transportation)	225	25	7.86	1.93
16. Agriculture and rural development	214	38	7.18	2.04
17. Trade and exports	184	62	6.85	2.05
18. Crime and violence	165	73	6.30	2.49
19. Natural resource management	188	59	6.78	2.22
20. Climate change (e.g., mitigation, adaptation)	187	59	6.90	2.20
21. Poverty reduction	235	21	7.49	2.02
22. Anti corruption	193	56	7.18	2.49
23. Judiciary reform	175	63	6.43	2.60
24. Economic growth	229	15	7.72	1.98
25. Disaster risk management	173	65	6.60	2.46
26. Equality of opportunity (i.e., social inclusion)	189	51	6.90	2.28
27. Information and communications technology	189	60	7.41	2.11

Achieving Development Results*	N	DK	Mean	SD
3. To what extent does the World Bank Group's work help to achieve development results in Tanzania? (1-To no degree at all, 10-To a very significant degree)	248	16	7.45	1.83

To what extent do you agree with the following statements about the World Bank Group in Tanzania? (1-Strongly disagree, 10-Strongly agree)	N	DK	Mean	SD
4. The World Bank Group's financial instruments (i.e., investment lending, Development Policy Loan, Trust Funds, etc.) meet the needs of Tanzania*	250	16	6.32	1.73
5. The World Bank Group meets Tanzania's needs for knowledge services (e.g., research, analysis, data, technical assistance)*	244	18	6.70	1.96

**D. The World Bank Group's Knowledge Work and Activities**

<b>1. How frequently do you consult World Bank Group's knowledge work and activities in the work you do?</b>	<b>Percentage of Respondents (N=259)</b>
Weekly	8.5%
Monthly	16.2%
A few times a year	34.4%
Rarely	26.3%
Never	14.7%

<b>In Tanzania, to what extent do you believe that the World Bank Group's knowledge work and activities: (1-To no degree at all, 10-To a very significant degree)</b>	<b>Degree</b>			
	<b>N</b>	<b>DK</b>	<b>Mean</b>	<b>SD</b>
2. Are timely	227	22	6.91	1.89
3. Include appropriate level of stakeholder involvement during preparation	231	18	6.50	2.19
4. Lead to practical solutions	224	24	6.75	2.20
5. Are accessible (well written and easy to understand)	232	15	6.83	2.22
6. Are source of relevant information on global good practices	242	15	7.20	1.98
7. Are relevant to country challenges	249	11	7.02	2.06
8. Are adequately disseminated	226	31	6.11	2.20
9. Are translated enough into local language	220	34	5.78	2.50
10. Are adaptable to Tanzania's specific development challenges and country circumstances*	237	20	6.60	2.29

<b>Overall Evaluations</b>	<b>N</b>	<b>DK</b>	<b>Mean</b>	<b>SD</b>
11. Overall, how significant a contribution do you believe the World Bank Group's knowledge work and activities make to development results in your country?* (1-Not significant at all, 10-Very significant)	256	8	7.60	1.81
12. Overall, how would you rate the technical quality of the World Bank Group's knowledge work and activities?* (1-Very low technical quality, 10-Very high technical quality)	245	18	7.66	1.74

**E. Working with the World Bank Group**

To what extent do you agree/disagree with the following statements? (1-Strongly disagree, 10-Strongly agree)	Level of Agreement			
	N	DK	Mean	SD
1. The World Bank Group disburses funds promptly	207	46	6.40	2.23
2. The World Bank Group effectively monitors and evaluates the projects and programs it supports	232	24	7.03	2.12
3. The World Bank Group's approvals and reviews are done in a timely fashion	212	43	6.83	2.12
4. The World Bank Group's "Safeguard Policy" requirements are reasonable	186	68	6.53	2.19
5. The World Bank Group's conditions on its lending are reasonable	202	51	5.85	2.38
6. The World Bank Group takes decisions quickly in Tanzania*	211	47	6.28	2.23
7. Working with the World Bank Group increases Tanzania's institutional capacity	231	24	6.87	2.24
8. Where country systems (e.g., procurement, financial management, etc.) are adequate, the World Bank Group makes appropriate use of them*	196	60	7.01	2.23
9. The World Bank Group provides effective implementation support (i.e., supervision of projects)	230	25	7.11	2.05
<b>WBG Promoting PPP in Tanzania</b>				
10. To what extent do you believe that the World Bank Group's work helps to find solutions that promote private public partnerships in Tanzania? (1-To no degree at all, 10-To a very significant degree)	234	24	6.79	1.94
<b>Measuring and Correcting the World Bank Group's Work</b>				
11. To what extent do you believe the World Bank Group measures and corrects its work in real time in Tanzania? (1-To no degree at all, 10-To a very significant degree)	198	61	7.15	1.91

**F. The Future Role of the World Bank Group in Tanzania**

<b>1. Which of the following SHOULD the World Bank Group do to make itself of greater value in Tanzania? (Choose no more than TWO)</b>	<b>Percentage of Respondents (Responses Combined; N=266)</b>
Collaborate more effectively with Government clients (e.g., national, state, local)	28.6%
Reduce the complexity of obtaining World Bank Group financing	22.9%
Increase the level of capacity development in the country	22.6%
Reach out more to groups outside of Government	22.2%
Improve the competitiveness of its financing compared to markets (e.g., cost, timeliness, other terms)	19.9%
Ensure greater selectivity in its work	19.5%
Help to bring discipline/effective supervision to implementation of investment projects	19.2%
Provide more adequate data/knowledge/statistics/figures on Tanzania's economy	15.4%
Offer more innovative knowledge services	7.9%
Improve the quality of its experts as related to Tanzania's specific challenges	7.1%
Work faster	6.8%
Offer more innovative financial products	4.5%
Other	1.1%

<b>2. When considering the combination of services that the World Bank Group offers in Tanzania, and taking into account its limited level of resources, which ONE of the following do you believe the World Bank Group should offer more of in Tanzania? (Select only ONE response)</b>	<b>Percentage of Respondents (N=259)</b>
Financial services	44.0%
Knowledge products	20.5%
The combination is appropriate for Tanzania	15.4%
Convening services	11.6%
None of the above	5.8%
Don't know	2.7%

**G. Communication and Information Sharing**

<b>1. How do you get most of your information about economic and social development issues in Tanzania? (Choose no more than TWO)</b>	<b>Percentage of Respondents (Responses Combined; N=256)</b>
Local newspapers	34.4%
Local television	29.7%
Social media (e.g., blogs, Facebook, Twitter, YouTube, Flickr)	29.3%
Internet	28.5%
Local radio	23.0%
International television	20.3%
International radio	10.2%
Periodicals	9.8%
International newspapers	5.9%
Other	3.5%

<b>2. How would you prefer to receive information from the World Bank Group? (Choose no more than TWO)</b>	<b>Percentage of Respondents (Responses Combined; N=265)</b>
World Bank Group's website	37.7%
Social media (e.g., blogs, Facebook, Twitter, YouTube, Flickr)	34.3%
World Bank Group's seminars/workshops/conferences	34.0%
e-Newsletters	28.7%
World Bank Group's publications and other written materials	22.6%
Mobile phones	20.8%
Direct contact with World Bank Group (i.e., face to face meetings/discussions)	12.5%
Other	2.3%

<b>3. Are you aware of the World Bank Group's Access to Information Policies under which the World Bank Group discloses any information in its possession that is not on a list of exceptions?</b>	<b>Percentage of Respondents (N=253)</b>
Yes	40.3%
No	59.7%

<b>4. Do you have reliable access to the Internet?</b>	<b>Percentage of Respondents (N=259)</b>
Yes	84.2%
No	15.8%

<b>5. Do you use/have you used the World Bank Group website?</b>	<b>Percentage of Respondents (N=254)</b>
Yes	63.4%
No	36.6%

<b>6. Do you currently consult the World Bank Group social media sites (e.g., blogs, Facebook, Twitter, YouTube, and Flickr)?</b>	<b>Percentage of Respondents (N=256)</b>
Yes	42.6%
No	57.4%

**G. Communication and Information Sharing (continued)**

<b>7. Which Internet connection do you use primarily when visiting a World Bank Group website?</b>	<b>Percentage of Respondents (N=203)</b>
High speed/WiFi	86.2%
Dial-up	13.8%

<b>8. How frequently do you consult the World Bank Group's website and/or social media channels (e.g., blogs, Facebook, Twitter, YouTube, Flickr) for information/knowledge that you can use in your work?</b>	<b>Percentage of Respondents (N=260)</b>
Weekly	9.6%
Monthly	16.5%
A few times a year	31.2%
Rarely	30.4%
Never	12.3%

<b>Please rate how much you agree with the following statements.</b> <i>(1-Strongly disagree, 10-Strongly agree)</i>	<b>Level of Agreement</b>			
	<b>N</b>	<b>DK</b>	<b>Mean</b>	<b>SD</b>
9. I find the World Bank Group's websites easy to navigate.	207	48	6.85	2.12
10. I find the information on the World Bank Group's websites useful.	210	47	7.37	1.97
11. The World Bank Group's social media channels (e.g., blogs, Facebook, Twitter, YouTube, Flickr) are valuable sources of information about the institution	183	71	7.15	2.04
12. When I need information from the World Bank Group I know how to find it.	218	34	6.67	2.33
13. The World Bank Group is responsive to my information requests and inquiries.	189	56	6.68	2.36



**H. Background Information**

<b>1. Which of the following best describes your current position? (Select only ONE response)</b>	<b>Percentage of Respondents (N=251)</b>
Employee of a Ministry, Ministerial Department or Implementation Agency	12.4%
Academia/Research Institute/Think Tank	12.4%
NGO/Community Based Organization	10.4%
Independent Government Institution (i.e., Regulatory Agency, Central Bank/oversight institution)	9.2%
Bilateral/Multilateral Agency	8.0%
Private Sector Organization	7.2%
Media (press, radio, TV, web, etc.)	6.4%
Youth Group	5.2%
Other	4.8%
Local Government Office or Staff	4.4%
Office of Parliamentarian	3.6%
Private Foundation	3.6%
Financial Sector/Private Bank	3.6%
Office of Minister	3.2%
Office of the President, Prime Minister	2.0%
Trade Union	2.0%
Faith-Based Group	2.0%

<b>2. Please identify the primary specialization of your work. (Select only ONE response)</b>	<b>Percentage of Respondents (N=249)</b>
Education	11.6%
Finance and markets	8.8%
Governance	8.0%
Agriculture	8.0%
Transport and ICT	7.2%
Other	7.2%
Macroeconomics and fiscal management	5.2%
Urban, rural, and social development	5.2%
Generalist (specialized in multiple sectors)	5.2%
Health, nutrition, and population	4.8%
Public-private partnerships	4.4%
Poverty	4.4%
Environment and natural resources	3.6%
Energy and extractives	2.8%
Trade and competitiveness	2.8%
Jobs	2.8%
Water	2.0%
Social protection and labor	2.0%
Gender	2.0%
Fragility, conflict and violence	1.2%
Climate change	.4%

**H. Background Information (continued)**

<b>3. Currently, do you professionally collaborate/work with the World Bank Group (IDA, IFC, or MIGA) in your country?</b>	<b>Percentage of Respondents (N=242)</b>
Yes	31.4%
No	68.6%

<b>4. Which of the following agencies of the World Bank Group do you primarily engage with in Tanzania? (Select only ONE response)</b>	<b>Percentage of Respondents (N=138)</b>
The World Bank (IDA)	76.8%
The International Finance Corporation (IFC)	16.7%
The Multilateral Investment Guarantee Agency (MIGA)	5.8%
Other	.7%

<b>5. Do your projects involve both the World Bank and the IFC?</b>	<b>Percentage of Respondents (N=228)</b>
Yes	24.1%
No	75.9%

<b>6. If yes, what was your view of how the two institutions work together in Tanzania? (Select only ONE response)</b>	<b>Percentage of Respondents (N=52)</b>
The two institutions work well together	48.1%
The way the two institutions work together needs improvement	38.5%
The two institutions do not work well together	5.8%
Don't know	7.7%

<b>7. Which of the following describes most of your exposure to the World Bank Group in Tanzania? (Choose no more than TWO)</b>	<b>Percentage of Respondents (Responses Combined; N=232)</b>
Use World Bank Group reports/data	38.8%
Observer (i.e., follow in media, discuss in informal conversations, etc.)	38.4%
Use World Bank Group website for information, data, research, etc.	31.9%
Collaborate as part of my professional duties	25.0%
Engage in World Bank Group related/sponsored events/activities	22.0%

<b>8. What's your gender?</b>	<b>Percentage of Respondents (N=249)</b>
Female	41.8%
Male	58.2%

<b>9. Which best represents your geographic location?</b>	<b>Percentage of Respondents (N=251)</b>
Dar es Salaam region	64.5%
Other urban centers (regional centers, district centers, or municipal centers)	24.3%
Zanzibar (Unguja and Pemba)	9.6%
Rural areas	1.6%



## Appendix B: Responses to All Questions by Stakeholder Groups<sup>16</sup>

- Office of the President/Prime Minister/Minister N=13    ● Office of Parliamentarian N=9    ● Employee of a Ministry N=31
- Local Government N=11    ● Bilateral/Multilateral Agency N=20
- Private Sector/Financial Sector/Private Bank N=27    ● CSO N=58    ● Media N=16    ● Independent Government Institutions N=23
- Academia/Research Institute/Think Tank N=31    ● Other N=12

### A. General Issues facing Tanzania

In general, would you say that Tanzania is headed in ... ?

Percentage of Respondents	Office of the President/ Prime Minister/ Minister	Office of Parliamentarian	Employee of a Ministry	Local Gov.	Bilateral/ Multilateral Agency	Private Sector/ Financial Sector/ Private Bank	CSO	Media	Independent Government Institution	Academia/ Research Institute/ Think Tank	Other
The right direction	61.5%	66.7%	92.9%	81.8%	70.0%	70.4%	64.9%	60.0%	56.5%	76.7%	66.7%
The wrong direction	30.8%	11.1%	3.6%	18.2%	15.0%	14.8%	15.8%	20.0%	17.4%	10.0%	8.3%
Not sure	7.7%	22.2%	3.6%	0.0%	15.0%	14.8%	19.3%	20.0%	26.1%	13.3%	25.0%

<sup>16</sup> Only 267 respondents provided information about their current positions. Therefore, only these respondents were included in the across-stakeholder analysis presented in this appendix.

**A. General Issues facing Tanzania (continued)**

Listed below are a number of development priorities in Tanzania. Please identify which of the following you consider the most important development priorities in Tanzania?  
(Choose no more than THREE)

Percentage of Respondents (Responses Combined)	Office of the President/ Prime Minister/ Minister	Office of Parliamentarian	Employee of a Ministry	Local Gov.	Bilateral/ Multilateral Agency	Private Sector/ Financial Sector/ Private Bank	CSO	Media	Independent Government Institution	Academia/ Research Institute/ Think Tank	Other
Natural resource management	53.8%	25.0%	40.0%	20.0%	35.0%	29.6%	15.5%	37.5%	26.1%	27.6%	16.7%
Gender equity	0.0%	12.5%	0.0%	0.0%	10.0%	11.1%	12.1%	0.0%	13.0%	6.9%	0.0%
Private sector development	15.4%	12.5%	24.0%	20.0%	25.0%	18.5%	6.9%	6.3%	8.7%	20.7%	33.3%
Education	69.2%	50.0%	60.0%	50.0%	45.0%	63.0%	48.3%	62.5%	60.9%	51.7%	66.7%
Pollution	0.0%	0.0%	0.0%	0.0%	5.0%	7.4%	15.5%	0.0%	4.3%	3.4%	0.0%
Global/regional integration	0.0%	0.0%	0.0%	0.0%	0.0%	7.4%	5.2%	0.0%	0.0%	6.9%	0.0%
Food security	0.0%	12.5%	0.0%	30.0%	5.0%	11.1%	8.6%	0.0%	13.0%	20.7%	0.0%
Urban development	0.0%	0.0%	0.0%	0.0%	0.0%	7.4%	5.2%	6.3%	0.0%	0.0%	8.3%
Energy	7.7%	12.5%	24.0%	10.0%	5.0%	3.7%	8.6%	18.8%	17.4%	13.8%	8.3%
Water and sanitation	0.0%	0.0%	12.0%	0.0%	0.0%	0.0%	6.9%	0.0%	0.0%	6.9%	0.0%
Public sector governance/reform	38.5%	25.0%	20.0%	30.0%	30.0%	25.9%	31.0%	50.0%	21.7%	20.7%	25.0%
Job creation/employment	23.1%	12.5%	4.0%	0.0%	25.0%	7.4%	10.3%	12.5%	13.0%	10.3%	16.7%
Health	30.8%	25.0%	20.0%	40.0%	15.0%	3.7%	24.1%	25.0%	21.7%	13.8%	33.3%
Financial inclusion	0.0%	0.0%	0.0%	0.0%	0.0%	0.0%	1.7%	0.0%	0.0%	0.0%	8.3%
Transport (e.g., roads, bridges, transportation)*	7.7%	12.5%	40.0%	0.0%	10.0%	14.8%	6.9%	18.8%	13.0%	24.1%	8.3%
Agriculture and rural development	15.4%	25.0%	12.0%	30.0%	40.0%	11.1%	27.6%	6.3%	13.0%	10.3%	16.7%
Trade and exports	7.7%	0.0%	0.0%	0.0%	5.0%	0.0%	5.2%	0.0%	4.3%	10.3%	0.0%
Crime and violence	0.0%	0.0%	0.0%	0.0%	0.0%	0.0%	1.7%	0.0%	0.0%	0.0%	0.0%
Social protection (e.g., conditional cash transfers)	0.0%	12.5%	0.0%	0.0%	10.0%	7.4%	0.0%	0.0%	8.7%	6.9%	0.0%
Climate change (e.g., mitigation, adaptation)	7.7%	0.0%	0.0%	10.0%	5.0%	11.1%	3.4%	6.3%	4.3%	6.9%	0.0%
Poverty reduction	0.0%	12.5%	12.0%	20.0%	5.0%	7.4%	15.5%	25.0%	13.0%	6.9%	25.0%
Anti corruption	7.7%	0.0%	12.0%	0.0%	5.0%	7.4%	3.4%	6.3%	17.4%	10.3%	16.7%
Judiciary reform	0.0%	0.0%	0.0%	0.0%	5.0%	0.0%	0.0%	0.0%	0.0%	0.0%	0.0%
Economic growth	7.7%	37.5%	16.0%	30.0%	15.0%	29.6%	22.4%	18.8%	13.0%	13.8%	8.3%
Disaster risk management	7.7%	0.0%	0.0%	0.0%	0.0%	3.7%	6.9%	0.0%	0.0%	3.4%	0.0%
Equality of opportunity (i.e., social inclusion)	0.0%	0.0%	4.0%	0.0%	0.0%	0.0%	3.4%	0.0%	0.0%	0.0%	0.0%
Information and communications technology	0.0%	12.5%	0.0%	10.0%	0.0%	3.7%	3.4%	0.0%	4.3%	3.4%	8.3%

\*Significantly different between stakeholder groups

**A. General Issues facing Tanzania (continued)**

Poverty reduction is a broad term that encompasses work in many different areas. Which THREE areas of development listed below do you believe would contribute most to reducing poverty in Tanzania? (Choose no more than THREE)

Percentage of Respondents (Responses Combined)	Office of the President/ Prime Minister/ Minister	Office of Parliamentarian	Employee of a Ministry	Local Gov.	Bilateral/ Multilateral Agency	Private Sector/ Financial Sector/ Private Bank	CSO	Media	Independent Government Institution	Academia/ Research Institute/ Think Tank	Other
Water and sanitation	0.0%	0.0%	0.0%	0.0%	5.0%	7.4%	6.9%	0.0%	8.7%	6.5%	0.0%
Disaster risk management	0.0%	0.0%	3.3%	0.0%	0.0%	0.0%	5.2%	0.0%	0.0%	3.2%	8.3%
Equality of opportunity (i.e., social inclusion)	0.0%	0.0%	3.3%	0.0%	15.0%	3.7%	10.3%	6.3%	8.7%	12.9%	8.3%
Gender equity*	0.0%	12.5%	0.0%	0.0%	20.0%	3.7%	5.2%	6.3%	21.7%	0.0%	0.0%
Social protection (e.g., conditional cash transfers)	0.0%	12.5%	0.0%	0.0%	10.0%	7.4%	6.9%	0.0%	8.7%	12.9%	0.0%
Agriculture and rural development	61.5%	75.0%	50.0%	36.4%	75.0%	55.6%	58.6%	68.8%	56.5%	58.1%	41.7%
Trade and exports	15.4%	25.0%	13.3%	9.1%	0.0%	7.4%	15.5%	6.3%	4.3%	19.4%	16.7%
Crime and violence	0.0%	0.0%	0.0%	0.0%	5.0%	7.4%	8.6%	0.0%	0.0%	0.0%	0.0%
Climate change (e.g., mitigation, adaptation)	0.0%	12.5%	6.7%	0.0%	5.0%	3.7%	8.6%	0.0%	21.7%	3.2%	8.3%
Transport (e.g., roads, bridges, transportation)	7.7%	0.0%	13.3%	0.0%	0.0%	3.7%	8.6%	0.0%	8.7%	9.7%	0.0%
Energy	23.1%	12.5%	20.0%	9.1%	15.0%	25.9%	5.2%	0.0%	13.0%	6.5%	8.3%
Anti corruption	0.0%	0.0%	10.0%	9.1%	0.0%	11.1%	12.1%	18.8%	4.3%	6.5%	8.3%
Judiciary reform	0.0%	0.0%	0.0%	0.0%	0.0%	0.0%	1.7%	0.0%	0.0%	0.0%	0.0%
Economic growth	15.4%	25.0%	20.0%	27.3%	10.0%	7.4%	3.4%	18.8%	8.7%	9.7%	16.7%
Pollution	7.7%	0.0%	3.3%	0.0%	5.0%	7.4%	6.9%	0.0%	4.3%	9.7%	0.0%
Job creation/employment	7.7%	12.5%	23.3%	27.3%	10.0%	11.1%	19.0%	18.8%	13.0%	22.6%	41.7%
Health*	61.5%	12.5%	20.0%	18.2%	15.0%	7.4%	24.1%	31.3%	34.8%	12.9%	8.3%
Financial inclusion	0.0%	0.0%	0.0%	9.1%	5.0%	7.4%	3.4%	6.3%	8.7%	3.2%	0.0%
Public sector governance/reform (i.e., government effectiveness, public financial management, public expenditure, fiscal system reform)	15.4%	25.0%	40.0%	18.2%	5.0%	25.9%	20.7%	18.8%	8.7%	29.0%	25.0%
Information and communications technology	7.7%	0.0%	3.3%	0.0%	0.0%	0.0%	8.6%	6.3%	4.3%	3.2%	0.0%
Private sector development*	7.7%	0.0%	3.3%	45.5%	10.0%	40.7%	3.4%	18.8%	8.7%	19.4%	25.0%
Education	46.2%	50.0%	63.3%	63.6%	75.0%	44.4%	39.7%	62.5%	52.2%	48.4%	58.3%
Global/regional integration	0.0%	0.0%	0.0%	0.0%	0.0%	0.0%	3.4%	0.0%	0.0%	0.0%	0.0%
Food security*	0.0%	0.0%	0.0%	18.2%	0.0%	3.7%	1.7%	6.3%	0.0%	0.0%	0.0%
Urban development	0.0%	0.0%	0.0%	0.0%	0.0%	0.0%	0.0%	0.0%	0.0%	0.0%	0.0%
Natural resource management	23.1%	25.0%	3.3%	9.1%	15.0%	7.4%	6.9%	6.3%	0.0%	3.2%	8.3%

\*Significantly different between stakeholder groups

**A. General Issues facing Tanzania (continued)**

The World Bank Group's "Shared Prosperity" goal captures two key elements, economic growth and equity. It will seek to foster income growth among the bottom 40 percent of a country's population. Improvement in the Shared Prosperity Indicator requires growth and well-being of the less well-off. When thinking about the idea of "shared prosperity" in your country, which of the following TWO best illustrate how this would be achieved in Tanzania? (Choose no more than TWO)

Percentage of Respondents (Responses Combined)	Office of the President/ Prime Minister/ Minister	Office of Parliamentarian	Employee of a Ministry	Local Gov.	Bilateral/ Multilateral Agency	Private Sector/ Financial Sector/ Private Bank	CSO	Media	Independent Government Institution	Academia/ Research Institute/ Think Tank	Other
More reliable social safety net*	7.7%	11.1%	9.1%	0.0%	21.1%	11.1%	5.4%	0.0%	31.8%	7.4%	0.0%
Better entrepreneurial opportunities (i.e., to start small and medium sized businesses)	46.2%	22.2%	31.8%	20.0%	21.1%	48.1%	33.9%	35.7%	27.3%	44.4%	45.5%
A growing middle class	7.7%	0.0%	13.6%	0.0%	0.0%	18.5%	14.3%	0.0%	0.0%	7.4%	0.0%
Better opportunity for the poor who live in rural areas	23.1%	33.3%	27.3%	40.0%	36.8%	18.5%	26.8%	28.6%	36.4%	29.6%	18.2%
Better opportunity for the poor who live in urban areas	7.7%	22.2%	4.5%	0.0%	0.0%	7.4%	16.1%	7.1%	18.2%	0.0%	0.0%
Consistent economic growth	15.4%	11.1%	18.2%	30.0%	5.3%	22.2%	19.6%	35.7%	4.5%	7.4%	36.4%
Greater access to health and nutrition for citizens	7.7%	0.0%	13.6%	0.0%	10.5%	11.1%	17.9%	7.1%	0.0%	18.5%	9.1%
Greater access to micro-finance for the poor	15.4%	22.2%	18.2%	10.0%	15.8%	14.8%	8.9%	7.1%	9.1%	7.4%	18.2%
Greater voice and participation for citizens to help ensure greater accountability	7.7%	22.2%	9.1%	30.0%	5.3%	7.4%	8.9%	21.4%	13.6%	11.1%	0.0%
Education and training that better ensure job opportunity	23.1%	11.1%	27.3%	40.0%	42.1%	7.4%	16.1%	21.4%	18.2%	18.5%	27.3%
Better quality public services	30.8%	22.2%	18.2%	20.0%	15.8%	25.9%	14.3%	7.1%	4.5%	18.5%	18.2%
Better employment opportunities for young people	7.7%	11.1%	4.5%	10.0%	10.5%	7.4%	10.7%	21.4%	18.2%	22.2%	18.2%
Better employment opportunities for women	0.0%	11.1%	4.5%	0.0%	10.5%	0.0%	3.6%	7.1%	13.6%	0.0%	9.1%
Other	0.0%	0.0%	0.0%	0.0%	5.3%	0.0%	0.0%	0.0%	0.0%	3.7%	0.0%

\*Significantly different between stakeholder groups

Do you think the gap between the rich and the poor is a very big problem, a moderately big problem, a small problem, or not a problem at all in Tanzania? (Select only ONE response)

Percentage of Respondents	Office of the President/ Prime Minister/ Minister	Office of Parliamentarian	Employee of a Ministry	Local Gov.	Bilateral/ Multilateral Agency	Private Sector/ Financial Sector/ Private Bank	CSO	Media	Independent Government Institution	Academia/ Research Institute/ Think Tank	Other
A very big problem	61.5%	77.8%	74.2%	36.4%	40.0%	59.3%	71.9%	56.3%	52.2%	61.3%	41.7%
A moderately big problem	30.8%	22.2%	16.1%	54.5%	60.0%	33.3%	22.8%	37.5%	34.8%	22.6%	41.7%
A small problem	7.7%	0.0%	9.7%	9.1%	0.0%	7.4%	5.3%	6.3%	8.7%	12.9%	8.3%
Not a problem at all	0.0%	0.0%	0.0%	0.0%	0.0%	0.0%	0.0%	0.0%	4.3%	0.0%	8.3%
Don't know	0.0%	0.0%	0.0%	0.0%	0.0%	0.0%	0.0%	0.0%	0.0%	3.2%	0.0%

**A. General Issues facing Tanzania (continued)**

In your view, is climate change a very serious problem, somewhat serious, not too serious, or not a problem in your country? (Select only ONE response)

Percentage of Respondents	Office of the President/ Prime Minister/ Minister	Office of Parliamentarian	Employee of a Ministry	Local Gov.	Bilateral/ Multilateral Agency	Private Sector/ Financial Sector/ Private Bank	CSO	Media	Independent Government Institution	Academia/ Research Institute/ Think Tank	Other
A very serious problem	38.5%	66.7%	67.7%	54.5%	45.0%	51.9%	50.9%	81.3%	43.5%	54.8%	50.0%
A somewhat serious problem	61.5%	22.2%	19.4%	36.4%	45.0%	44.4%	35.1%	12.5%	43.5%	35.5%	50.0%
Not too serious problem	0.0%	11.1%	9.7%	9.1%	10.0%	3.7%	10.5%	6.3%	13.0%	9.7%	0.0%
Not a problem	0.0%	0.0%	3.2%	0.0%	0.0%	0.0%	1.8%	0.0%	0.0%	0.0%	0.0%
Don't know	0.0%	0.0%	0.0%	0.0%	0.0%	0.0%	1.8%	0.0%	0.0%	0.0%	0.0%

In your view, is early childhood development (i.e. nutrition, growth, Tanzania, and education) a very important, moderately important, slightly important, or not an important development priority in Tanzania? (Select only ONE response)

Percentage of Respondents	Office of the President/ Prime Minister/ Minister	Office of Parliamentarian	Employee of a Ministry	Local Gov.	Bilateral/ Multilateral Agency	Private Sector/ Financial Sector/ Private Bank	CSO	Media	Independent Government Institution	Academia/ Research Institute/ Think Tank	Other
A very important development priority	92.3%	88.9%	87.1%	72.7%	95.0%	77.8%	73.7%	75.0%	60.9%	80.6%	91.7%
A moderately important development priority	0.0%	0.0%	9.7%	18.2%	5.0%	14.8%	15.8%	12.5%	34.8%	9.7%	0.0%
A slightly important development priority	7.7%	11.1%	3.2%	9.1%	0.0%	7.4%	3.5%	12.5%	4.3%	9.7%	8.3%
Not an important development priority	0.0%	0.0%	0.0%	0.0%	0.0%	0.0%	3.5%	0.0%	0.0%	0.0%	0.0%
Don't know	0.0%	0.0%	0.0%	0.0%	0.0%	0.0%	3.5%	0.0%	0.0%	0.0%	0.0%

**B. Overall Attitudes toward the World Bank Group**

	Which of the following best describes your current position?																																
	Office of the President/ Prime Minister/ Minister			Office of Parliamentarian			Employee of a Ministry			Local government			Bilateral/ Multilateral Agency			Private Sector/ Financial Sector/ Private Bank			CSO			Media			Independent Government Institution			Academia/ Research Institute/ Think Tank			Other		
	N	Mean	SD	N	Mean	SD	N	Mean	SD	N	Mean	SD	N	Mean	SD	N	Mean	SD	N	Mean	SD	N	Mean	SD	N	Mean	SD	N	Mean	SD			
How familiar are you with the work of the World Bank Group in Tanzania?	13	7.62	2.02	8	5.88	2.36	31	6.68	1.80	11	6.18	1.47	20	7.25	1.97	27	7.30	1.75	55	6.13	2.45	16	5.75	2.27	23	6.65	2.92	31	6.55	1.96	12	5.58	2.11

*(1-Not familiar at all, 10-Extremely familiar)*

	Which of the following best describes your current position?																																
	Office of the President/ Prime Minister/ Minister			Office of Parliamentarian			Employee of a Ministry			Local government			Bilateral/ Multilateral Agency			Private Sector/ Financial Sector/ Private Bank			CSO			Media			Independent Government Institution			Academia/ Research Institute/ Think Tank			Other		
	N	Mean	SD	N	Mean	SD	N	Mean	SD	N	Mean	SD	N	Mean	SD	N	Mean	SD	N	Mean	SD	N	Mean	SD	N	Mean	SD	N	Mean	SD	N	Mean	SD
Overall, please rate your impression of the World Bank Group's effectiveness in Tanzania.	12	8.00	1.71	9	7.22	1.86	31	7.48	1.81	11	6.73	1.49	19	7.26	1.59	27	7.63	2.50	54	7.00	2.35	15	6.93	1.94	21	7.62	2.22	28	7.39	1.97	12	6.00	2.41

*(1-Not effective at all, 10-Very effective)*

	Which of the following best describes your current position?																																
	Office of the President/ Prime Minister/ Minister			Office of Parliamentarian			Employee of a Ministry			Local government			Bilateral/ Multilateral Agency			Private Sector/ Financial Sector/ Private Bank			CSO			Media			Independent Government Institution			Academia/ Research Institute/ Think Tank			Other		
	N	Mean	SD	N	Mean	SD	N	Mean	SD	N	Mean	SD	N	Mean	SD	N	Mean	SD	N	Mean	SD	N	Mean	SD	N	Mean	SD	N	Mean	SD	N	Mean	SD
To what extent do you believe the World Bank Group's staff is well prepared (e.g., skills and knowledge) to help Tanzania solve its most complicated development challenges?	11	8.00	2.37	8	6.13	2.17	25	7.28	2.26	10	7.40	1.78	18	7.56	1.79	26	7.77	1.80	53	7.21	2.36	14	6.71	2.52	20	7.80	1.88	25	6.96	1.90	11	7.27	2.24

*(1-To no degree at all, 10-To a very significant degree)*



**B. Overall Attitudes toward the World Bank Group (continued)**

When thinking about how the World Bank Group can have the most impact on development results in Tanzania, in which sectoral areas do you believe the World Bank Group should focus most of its resources (financial and knowledge services) in Tanzania? (Choose no more than THREE)

Percentage of Respondents (Responses Combined)	Office of the President/ Prime Minister/ Minister	Office of Parliamentarian	Employee of a Ministry	Local Gov.	Bilateral/ Multilateral Agency	Private Sector/ Financial Sector/ Private Bank	CSO	Media	Independent Government Institution	Academia/ Research Institute/ Think Tank	Other
Pollution*	0.0%	11.1%	0.0%	0.0%	0.0%	7.4%	0.0%	0.0%	14.3%	0.0%	0.0%
Water and sanitation	0.0%	0.0%	23.1%	10.0%	5.3%	0.0%	14.0%	13.3%	0.0%	10.3%	8.3%
Energy	53.8%	33.3%	53.8%	10.0%	42.1%	59.3%	35.1%	40.0%	33.3%	41.4%	25.0%
Job creation/employment	7.7%	33.3%	19.2%	30.0%	31.6%	14.8%	31.6%	20.0%	28.6%	27.6%	50.0%
Health	46.2%	22.2%	50.0%	50.0%	26.3%	40.7%	43.9%	33.3%	47.6%	31.0%	16.7%
Financial inclusion	7.7%	0.0%	7.7%	10.0%	5.3%	11.1%	8.8%	13.3%	14.3%	6.9%	25.0%
Social protection (e.g., conditional cash transfers)*	0.0%	11.1%	0.0%	10.0%	26.3%	3.7%	3.5%	6.7%	19.0%	6.9%	8.3%
Gender equity*	0.0%	11.1%	0.0%	0.0%	0.0%	0.0%	0.0%	0.0%	9.5%	0.0%	0.0%
Private sector development	0.0%	0.0%	0.0%	10.0%	10.5%	3.7%	1.8%	0.0%	0.0%	6.9%	8.3%
Education	0.0%	22.2%	3.8%	0.0%	10.5%	7.4%	15.8%	6.7%	23.8%	20.7%	25.0%
Public sector governance/reform	15.4%	0.0%	0.0%	0.0%	5.3%	3.7%	1.8%	0.0%	0.0%	3.4%	8.3%
Global/regional integration	0.0%	0.0%	0.0%	0.0%	0.0%	0.0%	0.0%	0.0%	0.0%	0.0%	0.0%
Judiciary reform	0.0%	0.0%	3.8%	0.0%	0.0%	0.0%	1.8%	6.7%	0.0%	0.0%	0.0%
Urban development	0.0%	0.0%	0.0%	0.0%	0.0%	0.0%	0.0%	0.0%	0.0%	0.0%	0.0%
Food security	0.0%	0.0%	0.0%	10.0%	5.3%	3.7%	7.0%	6.7%	4.8%	6.9%	0.0%
Economic growth	30.8%	33.3%	30.8%	50.0%	15.8%	22.2%	17.5%	26.7%	38.1%	24.1%	58.3%
Disaster risk management	0.0%	11.1%	0.0%	0.0%	5.3%	14.8%	17.5%	13.3%	4.8%	10.3%	8.3%
Equality of opportunity (i.e., social inclusion)	23.1%	11.1%	0.0%	10.0%	5.3%	18.5%	10.5%	6.7%	4.8%	13.8%	0.0%
Information and communications technology	15.4%	22.2%	15.4%	20.0%	0.0%	7.4%	19.3%	13.3%	0.0%	20.7%	8.3%
Transport (e.g., roads, bridges, transportation)	38.5%	22.2%	50.0%	30.0%	42.1%	33.3%	22.8%	20.0%	38.1%	20.7%	8.3%
Agriculture and rural development	53.8%	44.4%	42.3%	40.0%	47.4%	48.1%	40.4%	40.0%	14.3%	41.4%	33.3%
Trade and exports	0.0%	0.0%	0.0%	0.0%	5.3%	0.0%	0.0%	0.0%	0.0%	0.0%	0.0%
Crime and violence	0.0%	0.0%	0.0%	0.0%	0.0%	0.0%	0.0%	0.0%	0.0%	0.0%	0.0%
Natural resource management	0.0%	0.0%	0.0%	0.0%	0.0%	0.0%	0.0%	6.7%	0.0%	0.0%	0.0%
Climate change (e.g., mitigation, adaptation)	0.0%	0.0%	0.0%	0.0%	0.0%	0.0%	1.8%	0.0%	0.0%	0.0%	0.0%
Poverty reduction	7.7%	0.0%	0.0%	10.0%	5.3%	0.0%	3.5%	0.0%	4.8%	0.0%	0.0%
Anti corruption	0.0%	0.0%	0.0%	0.0%	0.0%	0.0%	0.0%	6.7%	0.0%	0.0%	0.0%

\*Significantly different between stakeholder groups

**B. Overall Attitudes toward the World Bank Group (continued)**

When thinking about the World Bank Group's role, which activity do you believe is of greatest VALUE and which activity is of second greatest value in Tanzania?

Greatest Value Percentage of Respondents	Office of the President/ Prime Minister/ Minister	Office of Parliamentarian	Employee of a Ministry	Local Gov.	Bilateral/ Multilateral Agency	Private Sector/ Financial Sector/ Private Bank	CSO	Media	Independent Government Institution	Academia/ Research Institute/ Think Tank	Other
Bringing together different groups of stakeholders	27.3%	16.7%	14.8%	9.1%	11.1%	4.0%	9.1%	0.0%	14.3%	0.0%	16.7%
Capacity development related to World Bank Group supported projects	36.4%	16.7%	18.5%	18.2%	11.1%	36.0%	12.7%	33.3%	33.3%	24.1%	25.0%
Technical assistance	9.1%	0.0%	7.4%	0.0%	0.0%	0.0%	5.5%	8.3%	4.8%	13.8%	0.0%
Policy advice, studies, analyses	18.2%	16.7%	11.1%	18.2%	27.8%	32.0%	16.4%	8.3%	19.0%	20.7%	8.3%
Financial resources	9.1%	33.3%	44.4%	27.3%	33.3%	8.0%	27.3%	16.7%	19.0%	24.1%	16.7%
Data and statistics	0.0%	0.0%	0.0%	0.0%	5.6%	4.0%	7.3%	0.0%	0.0%	6.9%	0.0%
Promoting knowledge sharing	0.0%	16.7%	0.0%	9.1%	5.6%	12.0%	9.1%	0.0%	0.0%	10.3%	16.7%
Implementation support	0.0%	0.0%	0.0%	9.1%	0.0%	0.0%	1.8%	8.3%	4.8%	0.0%	8.3%
Mobilizing third party financial resources	0.0%	0.0%	0.0%	9.1%	5.6%	4.0%	3.6%	8.3%	0.0%	0.0%	8.3%
Donor coordination	0.0%	0.0%	3.7%	0.0%	0.0%	0.0%	5.5%	16.7%	0.0%	0.0%	0.0%
Other	0.0%	0.0%	0.0%	0.0%	0.0%	0.0%	1.8%	0.0%	4.8%	0.0%	0.0%

2 <sup>nd</sup> Greatest Value Percentage of Respondents	Office of the President/ Prime Minister/ Minister	Office of Parliamentarian	Employee of a Ministry	Local Gov.	Bilateral/ Multilateral Agency	Private Sector/ Financial Sector/ Private Bank	CSO	Media	Independent Government Institution	Academia/ Research Institute/ Think Tank	Other
Bringing together different groups of stakeholders	0.0%	0.0%	3.6%	0.0%	0.0%	0.0%	1.9%	8.3%	14.3%	10.3%	0.0%
Capacity development related to World Bank Group supported projects	18.2%	14.3%	10.7%	18.2%	5.6%	12.0%	15.1%	25.0%	4.8%	10.3%	8.3%
Technical assistance	0.0%	0.0%	17.9%	0.0%	5.6%	8.0%	9.4%	0.0%	0.0%	6.9%	8.3%
Policy advice, studies, analyses	18.2%	14.3%	10.7%	9.1%	27.8%	8.0%	11.3%	16.7%	14.3%	10.3%	25.0%
Financial resources	18.2%	28.6%	7.1%	27.3%	16.7%	24.0%	15.1%	0.0%	4.8%	10.3%	25.0%
Data and statistics	0.0%	0.0%	0.0%	0.0%	11.1%	0.0%	3.8%	0.0%	9.5%	0.0%	0.0%
Promoting knowledge sharing	9.1%	14.3%	21.4%	27.3%	11.1%	20.0%	13.2%	8.3%	0.0%	24.1%	8.3%
Implementation support	18.2%	14.3%	10.7%	0.0%	5.6%	8.0%	15.1%	25.0%	23.8%	20.7%	8.3%
Mobilizing third party financial resources	18.2%	0.0%	3.6%	18.2%	0.0%	20.0%	13.2%	16.7%	14.3%	0.0%	8.3%
Donor coordination	0.0%	14.3%	14.3%	0.0%	16.7%	0.0%	1.9%	0.0%	14.3%	6.9%	8.3%
Other	0.0%	0.0%	0.0%	0.0%	0.0%	0.0%	0.0%	0.0%	0.0%	0.0%	0.0%

**B. Overall Attitudes toward the World Bank Group (continued)**

Which of the following do you identify as the World Bank Group's greatest WEAKNESSES in its work in Tanzania? (Choose no more than TWO)

Percentage of Respondents (Responses Combined)	Office of the President/ Prime Minister/ Minister	Office of Parliamentarian	Employee of a Ministry	Local Gov.	Bilateral/ Multilateral Agency	Private Sector/ Financial Sector/ Private Bank	CSO	Media	Independent Government Institution	Academia/ Research Institute/ Think Tank	Other
Not aligned with country priorities	46.2%	37.5%	27.6%	50.0%	10.0%	34.6%	27.3%	7.7%	31.8%	22.6%	25.0%
The credibility of its knowledge/data	0.0%	0.0%	3.4%	10.0%	5.0%	15.4%	14.5%	15.4%	13.6%	6.5%	0.0%
Not exploring alternative policy options	23.1%	0.0%	6.9%	20.0%	10.0%	7.7%	9.1%	0.0%	9.1%	9.7%	0.0%
Not willing to honestly criticize policies and reform efforts in the country	0.0%	12.5%	6.9%	10.0%	20.0%	19.2%	16.4%	30.8%	4.5%	19.4%	8.3%
Staff too inaccessible*	15.4%	25.0%	0.0%	0.0%	5.0%	3.8%	12.7%	7.7%	18.2%	22.6%	33.3%
World Bank Group's processes too slow (e.g., too bureaucratic in its operational policies and procedures)*	23.1%	0.0%	10.3%	10.0%	15.0%	46.2%	20.0%	15.4%	9.1%	12.9%	16.7%
Not aligned with other donors' work	7.7%	12.5%	0.0%	0.0%	15.0%	11.5%	9.1%	7.7%	18.2%	3.2%	0.0%
Not client focused	7.7%	12.5%	17.2%	20.0%	10.0%	3.8%	14.5%	0.0%	4.5%	6.5%	25.0%
Not adequately sensitive to political/social realities in Tanzania*	7.7%	37.5%	0.0%	10.0%	25.0%	3.8%	12.7%	15.4%	22.7%	6.5%	0.0%
Too influenced by developed countries	0.0%	12.5%	37.9%	30.0%	5.0%	15.4%	10.9%	23.1%	18.2%	22.6%	16.7%
World Bank Group's processes too complex	15.4%	12.5%	10.3%	0.0%	5.0%	0.0%	5.5%	0.0%	0.0%	3.2%	0.0%
Not collaborating enough with stakeholders outside the Government	7.7%	0.0%	0.0%	10.0%	20.0%	7.7%	18.2%	7.7%	4.5%	9.7%	0.0%
Its advice and strategies do not lend themselves to practical problem solving	0.0%	12.5%	6.9%	10.0%	15.0%	0.0%	7.3%	7.7%	0.0%	3.2%	0.0%
Not enough public disclosure of its work*	38.5%	0.0%	17.2%	10.0%	10.0%	23.1%	5.5%	15.4%	9.1%	0.0%	25.0%
Arrogant in its approach	0.0%	0.0%	3.4%	0.0%	5.0%	0.0%	0.0%	7.7%	0.0%	0.0%	0.0%
Other	0.0%	0.0%	0.0%	0.0%	5.0%	0.0%	0.0%	0.0%	0.0%	6.5%	0.0%
Don't know	0.0%	12.5%	6.9%	0.0%	5.0%	3.8%	1.8%	7.7%	13.6%	16.1%	16.7%

\*Significantly different between stakeholder groups

To what extent do you believe that the World Bank Group's work and support help the poorest in Tanzania? (Select only ONE response)

Percentage of Respondents	Office of the President/ Prime Minister/ Minister	Office of Parliamentarian	Employee of a Ministry	Local Gov.	Bilateral/ Multilateral Agency	Private Sector/ Financial Sector/ Private Bank	CSO	Media	Independent Government Institution	Academia/ Research Institute/ Think Tank	Other
To a fully sufficient degree	15.4%	0.0%	3.2%	9.1%	15.0%	18.5%	19.6%	0.0%	8.7%	12.9%	0.0%
To a somewhat sufficient degree	53.8%	55.6%	58.1%	45.5%	65.0%	48.1%	37.5%	31.3%	26.1%	41.9%	50.0%
To a somewhat insufficient degree	23.1%	22.2%	38.7%	27.3%	20.0%	22.2%	30.4%	62.5%	47.8%	29.0%	33.3%
To a very insufficient degree	7.7%	22.2%	0.0%	9.1%	0.0%	11.1%	8.9%	0.0%	4.3%	9.7%	8.3%
Don't know	0.0%	0.0%	0.0%	9.1%	0.0%	0.0%	3.6%	6.3%	13.0%	6.5%	8.3%

**B. Overall Attitudes toward the World Bank Group (continued)**

How EFFECTIVE do you believe the following World Bank Group's instruments are in supporting Tanzania Government's efforts to reduce poverty? (1-Not effective at all, 10-Very effective)

	Which of the following best describes your current position?																																
	Office of the President/ Prime Minister/ Minister			Office of Parliamentarian			Employee of a Ministry			Local government			Bilateral/ Multilateral Agency			Private Sector/ Financial Sector/ Private Bank			CSO			Media			Independent Government Institution			Academia/ Research Institute/ Think Tank			Other		
	N	Mean	SD	N	Mean	SD	N	Mean	SD	N	Mean	SD	N	Mean	SD	N	Mean	SD	N	Mean	SD	N	Mean	SD	N	Mean	SD	N	Mean	SD			
Investment Project Financing (IPF)*	10	8.30	1.70	4	6.75	1.71	20	8.10	1.59	7	7.71	1.80	14	6.93	2.64	19	5.95	1.90	41	6.22	2.24	13	5.85	1.91	15	7.20	1.37	20	5.85	1.69	7	7.57	1.90
Development Policy Financing (DPF)	9	8.11	2.03	5	6.40	2.51	16	7.06	1.48	6	7.00	1.41	16	7.06	2.08	16	6.63	1.82	37	6.27	2.24	12	6.75	2.22	12	7.67	1.37	18	5.89	1.71	5	7.40	1.82
Program-for-Results Financing (PforR)	8	8.13	1.55	2	6.50	2.12	17	7.47	1.70	7	6.29	2.21	14	7.29	1.54	17	6.29	2.37	40	6.23	2.11	11	5.91	2.39	14	7.64	1.50	14	6.93	1.44	5	7.40	1.52
Trust funds and grants	9	7.44	1.67	3	7.67	2.52	15	6.93	2.22	6	7.00	2.10	14	7.00	1.62	19	5.63	2.36	35	6.66	2.52	11	7.00	2.00	13	7.46	1.56	17	6.65	1.80	3	7.67	.58
Guarantees	8	7.13	2.80	2	7.50	3.54	15	6.87	2.17	6	6.17	1.47	8	7.88	1.64	15	6.13	2.90	36	6.75	2.42	11	6.82	2.14	12	7.17	2.33	12	7.08	2.07	1	7.00	
IFC Investment Services	7	7.57	2.57	2	7.50	.71	14	7.00	2.11	6	6.83	2.79	10	8.00	1.05	22	6.95	2.24	34	6.53	2.45	12	6.75	2.18	13	8.15	1.72	13	6.23	1.92	3	7.67	1.15
IFC Advisory Services	9	7.22	2.22	2	8.00	2.83	14	6.14	1.88	6	7.17	3.37	11	7.55	1.92	17	6.71	2.73	36	6.89	2.11	12	7.08	2.61	13	7.85	1.63	12	7.08	2.07	3	8.00	1.00

\*Significantly different between stakeholder groups

In addition to the regular relations with the national government, which TWO of the following groups should the World Bank Group collaborate with more to successfully deliver new projects in your country? (Choose no more than TWO)

Percentage of Respondents (Responses Combined)	Office of the President/ Prime Minister/ Minister	Office of Parliamentarian	Employee of a Ministry	Local Gov.	Bilateral/ Multilateral Agency	Private Sector/ Financial Sector/ Private Bank	CSO	Media	Independent Government Institution	Academia/ Research Institute/ Think Tank	Other
Beneficiaries	25.0%	44.4%	40.0%	40.0%	20.0%	29.6%	37.5%	40.0%	17.4%	27.6%	36.4%
Youth/university groups*	58.3%	22.2%	32.0%	20.0%	25.0%	40.7%	30.4%	13.3%	56.5%	58.6%	54.5%
Private sector*	8.3%	44.4%	44.0%	30.0%	50.0%	59.3%	12.5%	26.7%	8.7%	27.6%	27.3%
Local government	8.3%	33.3%	20.0%	50.0%	10.0%	11.1%	12.5%	13.3%	17.4%	6.9%	18.2%
Donor community*	0.0%	0.0%	0.0%	0.0%	25.0%	3.7%	8.9%	6.7%	4.3%	0.0%	0.0%
NGOs/Community Based Organizations*	8.3%	11.1%	8.0%	10.0%	5.0%	3.7%	28.6%	13.3%	4.3%	6.9%	9.1%
Academia/think tanks/research institutes	25.0%	22.2%	28.0%	30.0%	40.0%	14.8%	23.2%	13.3%	30.4%	51.7%	36.4%
Parliament	50.0%	11.1%	12.0%	20.0%	10.0%	18.5%	21.4%	26.7%	30.4%	13.8%	0.0%
Foundations	0.0%	11.1%	8.0%	0.0%	10.0%	0.0%	14.3%	20.0%	8.7%	3.4%	9.1%
Media	8.3%	0.0%	0.0%	0.0%	0.0%	0.0%	5.4%	13.3%	8.7%	0.0%	0.0%
Other	8.3%	0.0%	8.0%	0.0%	0.0%	0.0%	1.8%	0.0%	0.0%	0.0%	9.1%
Don't know	0.0%	0.0%	0.0%	0.0%	0.0%	0.0%	0.0%	6.7%	0.0%	0.0%	0.0%

\*Significantly different between stakeholder groups

**B. Overall Attitudes toward the World Bank Group (continued)****To what extent do you agree with the following statements about the World Bank Group's work in Tanzania? (1-Strongly disagree, 10-Strongly agree)**

	Which of the following best describes your current position?																																
	Office of the President/ Prime Minister/ Minister			Office of Parliamentarian			Employee of a Ministry			Local government			Bilateral/ Multilateral Agency			Private Sector/ Financial Sector/ Private Bank			CSO			Media			Independent Government Institution			Academia/ Research Institute/ Think Tank			Other		
	N	Mean	SD	N	Mean	SD	N	Mean	SD	N	Mean	SD	N	Mean	SD	N	Mean	SD	N	Mean	SD	N	Mean	SD	N	Mean	SD	N	Mean	SD			
Overall the World Bank Group currently plays a relevant role in development in Tanzania*	13	7.69	1.97	9	6.56	1.42	30	6.93	1.53	10	6.80	2.25	20	8.00	1.59	27	7.33	2.20	55	6.11	2.35	15	7.20	1.74	20	7.40	1.47	29	6.83	1.54	8	7.50	1.60
The World Bank Group's work is aligned with what I consider the development priorities for Tanzania	13	7.69	2.21	9	8.11	1.76	31	6.61	2.03	10	6.60	2.37	20	8.15	1.39	26	7.46	2.30	53	6.64	2.65	15	7.40	2.03	20	7.60	2.21	28	6.36	2.04	11	7.18	1.60

\*Significantly different between stakeholder groups

**To what extent is the World Bank Group an effective development partner in Tanzania, in terms of each of the following? (1-To no degree at all, 10-To a very significant degree)**

	Which of the following best describes your current position?																																
	Office of the President/ Prime Minister/ Minister			Office of Parliamentarian			Employee of a Ministry			Local government			Bilateral/ Multilateral Agency			Private Sector/ Financial Sector/ Private Bank			CSO			Media			Independent Government Institution			Academia/ Research Institute/ Think Tank			Other		
	N	Mean	SD	N	Mean	SD	N	Mean	SD	N	Mean	SD	N	Mean	SD	N	Mean	SD	N	Mean	SD	N	Mean	SD	N	Mean	SD	N	Mean	SD			
Responsiveness to needs*	13	6.92	2.14	9	6.78	1.09	31	7.16	1.75	9	6.22	1.72	18	6.44	1.76	21	5.67	2.61	46	5.65	2.33	14	6.64	1.50	19	7.53	1.68	26	5.81	1.77	9	6.22	1.79
Flexibility (in terms of the institution's products and services)*	11	7.00	2.05	8	7.00	1.69	30	7.07	1.87	8	6.25	1.67	17	6.12	2.18	21	6.10	2.30	47	5.68	2.54	14	7.00	2.00	21	7.57	1.86	25	5.68	1.93	6	6.17	1.60
Flexibility (in terms of changing country circumstances)	10	6.70	1.77	8	6.88	1.89	31	6.90	1.90	8	6.75	2.38	16	6.00	2.19	20	5.90	2.43	48	6.06	2.66	15	6.80	1.86	22	6.86	2.05	23	6.13	1.77	6	6.17	1.47
Being inclusive	11	7.36	2.42	9	6.11	1.96	24	5.54	2.02	8	4.63	1.60	18	5.83	1.89	22	5.55	2.60	47	5.96	2.53	14	6.43	2.31	22	6.64	1.79	22	5.95	2.34	9	5.44	2.01
Openness (sharing data and other information)	11	7.27	2.20	9	6.11	1.96	31	7.13	1.57	9	7.11	1.54	17	6.12	2.64	22	7.00	2.23	51	7.04	2.52	13	6.92	2.02	20	6.80	2.09	27	7.41	1.93	9	6.11	1.90
Collaboration with the Government	12	7.58	2.19	9	8.11	1.76	29	7.90	1.45	9	7.78	1.48	17	7.06	1.92	27	7.89	2.21	50	7.56	1.84	14	8.36	1.55	21	7.95	1.75	27	7.63	2.02	8	8.13	.99
The speed in which it gets things accomplished on the ground	12	8.00	2.26	8	7.38	1.92	31	7.26	1.86	9	6.11	2.03	16	6.19	2.20	27	6.37	2.59	50	6.40	2.56	12	7.00	1.71	22	7.27	1.93	26	6.73	2.54	8	6.13	1.46
Helping to bring discipline/effective supervision to implementation of investment projects	12	7.00	2.17	9	7.56	1.59	31	7.58	1.36	9	6.67	1.73	18	6.39	1.61	27	7.22	2.28	51	6.43	2.29	13	7.69	1.75	22	7.68	1.76	27	7.07	2.06	9	6.67	1.73
Collaboration with civil society	11	6.55	2.46	6	7.50	2.81	25	7.12	1.64	7	6.71	1.80	11	5.91	2.21	21	6.00	2.59	47	6.19	2.52	13	6.92	1.55	16	6.94	2.11	24	5.92	1.79	7	6.29	1.50
Staff accessibility	11	5.82	2.60	8	6.75	3.06	29	6.38	2.26	9	6.33	1.80	17	6.18	2.16	27	7.04	2.43	48	6.23	2.79	13	6.15	1.77	19	7.63	2.39	24	5.88	2.46	7	5.29	2.14
Collaboration with other donors and development partners	10	7.10	1.97	8	7.75	2.05	29	7.55	1.43	7	6.86	1.21	18	6.06	2.46	20	7.05	2.28	49	6.65	2.10	13	7.54	1.85	20	7.00	2.27	24	6.50	1.96	6	6.83	2.14
Collaboration with the private sector	11	5.82	1.78	7	6.29	2.21	22	6.86	1.75	6	5.67	1.51	14	5.71	1.68	24	6.79	2.38	49	6.67	2.28	15	6.87	1.41	19	7.00	1.94	23	5.83	2.10	7	5.86	1.95
Straightforwardness and honesty	12	7.33	1.92	9	6.78	1.99	30	7.80	1.54	9	6.56	2.07	18	6.44	2.31	21	7.52	2.25	45	6.31	2.73	15	6.73	2.05	20	7.30	2.23	26	6.73	2.27	7	7.43	1.90
Treating clients and stakeholders in Tanzania with respect	12	7.25	2.34	9	8.00	2.00	31	7.61	1.93	9	7.22	1.79	17	7.41	1.73	22	7.86	2.10	52	6.96	2.20	15	7.47	1.81	22	7.86	1.73	26	6.65	2.26	8	7.75	1.67
Being a long-term partner	13	7.46	2.93	8	7.13	2.10	25	8.44	1.76	8	8.00	1.69	18	7.94	1.76	25	7.88	1.83	51	7.06	2.41	15	7.27	1.67	19	8.16	1.77	23	7.22	2.71	9	7.33	2.65

\*Significantly different between stakeholder groups

**B. Overall Attitudes toward the World Bank Group (continued)**

When World Bank Group assisted reform efforts fail or are slow to take place, which of the following would you attribute this to? (Choose no more than THREE)

Percentage of Respondents (Responses Combined)	Office of the President/ Prime Minister/ Minister	Office of Parliamentarian	Employee of a Ministry	Local Gov.	Bilateral/ Multilateral Agency	Private Sector/ Financial Sector/ Private Bank	CSO	Media	Independent Government Institution	Academia/ Research Institute/ Think Tank	Other
The World Bank Group does not do adequate follow through/follow-up	0.0%	11.1%	3.3%	9.1%	5.0%	3.7%	5.2%	13.3%	8.7%	6.9%	10.0%
Poor donor coordination	7.7%	22.2%	10.0%	27.3%	10.0%	3.7%	8.6%	20.0%	13.0%	3.4%	10.0%
Reforms are not well thought out in light of country challenges*	46.2%	22.2%	50.0%	27.3%	25.0%	22.2%	24.1%	13.3%	8.7%	34.5%	10.0%
Poor coordination within the Government	23.1%	22.2%	26.7%	45.5%	30.0%	44.4%	27.6%	20.0%	17.4%	17.2%	20.0%
The Government works inefficiently	23.1%	11.1%	3.3%	18.2%	20.0%	18.5%	20.7%	26.7%	13.0%	10.3%	30.0%
Political pressures and obstacles	15.4%	33.3%	30.0%	9.1%	15.0%	14.8%	25.9%	13.3%	26.1%	20.7%	20.0%
The World Bank Group is not sensitive enough to political/social realities on the ground	23.1%	0.0%	10.0%	0.0%	10.0%	11.1%	12.1%	13.3%	13.0%	20.7%	10.0%
Lack of/inadequate levels of capacity in Government	30.8%	22.2%	26.7%	27.3%	35.0%	18.5%	25.9%	20.0%	26.1%	34.5%	30.0%
There is not an adequate level of citizen/civil society participation	23.1%	22.2%	23.3%	18.2%	35.0%	18.5%	20.7%	13.3%	17.4%	6.9%	40.0%
The World Bank Group works too slowly	0.0%	0.0%	6.7%	9.1%	10.0%	3.7%	8.6%	6.7%	8.7%	6.9%	0.0%
Poor coordination within the World Bank Group	0.0%	0.0%	3.3%	0.0%	0.0%	0.0%	0.0%	6.7%	4.3%	10.3%	0.0%
Other	7.7%	11.1%	3.3%	0.0%	0.0%	11.1%	3.4%	6.7%	13.0%	13.8%	0.0%

\*Significantly different between stakeholder groups



### C. World Bank Group's Effectiveness and Results

In your opinion, how IMPORTANT is it for the World Bank Group to be involved in the following areas of development in Tanzania? (1-Not important at all, 10-Very important)

	Which of the following best describes your current position?																																
	Office of the President/ Prime Minister/ Minister			Office of Parliamentarian			Employee of a Ministry			Local government			Bilateral/ Multilateral Agency			Private Sector/ Financial Sector/ Private Bank			CSO			Media			Independent Government Institution			Academia/ Research Institute/ Think Tank			Other		
	N	Mean	SD	N	Mean	SD	N	Mean	SD	N	Mean	SD	N	Mean	SD	N	Mean	SD	N	Mean	SD	N	Mean	SD	N	Mean	SD	N	Mean	SD	N	Mean	SD
Social protection (e.g., conditional cash transfers)	13	7.38	2.60	8	8.63	1.41	29	7.45	1.74	10	6.90	1.85	20	7.80	1.74	20	6.75	2.43	53	6.74	2.57	15	7.73	1.49	18	6.83	2.50	26	6.54	2.30	8	7.88	1.46
Gender equity	13	7.69	2.36	8	8.25	1.75	29	7.79	1.76	10	7.10	2.02	20	7.75	2.05	21	7.33	2.06	54	6.81	2.49	16	7.63	1.78	22	8.05	1.70	27	6.41	2.48	9	7.78	1.72
Private sector development*	13	8.46	1.51	9	9.33	1.12	31	8.81	1.28	9	7.11	1.76	20	8.00	1.62	27	8.56	1.69	56	7.21	2.27	16	8.13	1.96	22	7.95	1.84	29	7.86	1.96	9	8.33	2.29
Education	12	8.58	1.83	9	9.00	1.94	30	8.87	1.33	10	9.40	.84	19	7.95	2.34	26	8.81	2.06	53	8.17	2.40	14	9.29	.83	22	8.64	1.47	29	8.28	2.27	9	9.22	1.30
Public sector governance/reform	13	8.23	1.69	9	8.44	1.67	31	8.65	1.82	9	8.44	1.59	20	8.10	1.37	27	8.48	1.91	56	7.52	2.05	15	8.27	1.71	22	7.86	2.08	31	7.84	2.25	7	8.00	2.31
Global/regional integration	13	7.62	2.40	8	7.63	2.13	30	7.37	1.83	9	7.44	2.19	18	6.83	1.69	26	8.12	2.07	55	6.73	2.38	14	7.07	2.13	19	7.68	1.63	26	7.00	2.33	8	7.50	1.77
Food security*	13	7.77	2.20	8	8.13	1.81	30	8.07	1.76	10	8.00	1.89	18	5.83	2.12	27	8.07	2.07	54	7.57	1.84	16	7.81	1.94	20	8.30	1.72	27	7.37	2.34	9	8.22	1.39
Urban development	12	8.42	1.83	8	7.63	2.07	31	7.90	1.76	10	7.40	1.71	18	8.06	1.47	27	8.26	2.07	50	6.90	2.34	16	8.38	1.45	21	8.14	1.46	29	7.31	1.89	8	7.75	1.98
Energy	12	8.08	1.98	9	8.67	1.41	29	8.86	1.68	10	8.90	1.66	20	8.65	1.31	27	8.56	1.76	55	7.76	2.08	16	8.25	1.65	22	8.73	1.20	27	8.11	1.67	8	8.13	1.81
Water and sanitation	13	8.15	1.63	9	8.44	1.81	30	8.50	1.89	10	8.00	1.25	18	7.89	1.64	27	8.30	2.13	53	7.79	2.04	16	8.75	1.18	22	8.64	1.26	28	8.00	2.19	9	8.67	1.41
Pollution	13	7.85	1.99	7	7.86	2.27	31	7.81	1.90	9	7.22	1.48	15	7.00	2.10	27	7.41	2.36	55	7.15	2.43	14	8.14	1.35	20	7.55	2.33	28	7.36	1.81	8	7.75	1.75
Job creation/employment	12	7.92	1.98	9	9.33	.87	31	8.42	1.71	9	8.11	1.76	19	8.00	2.11	27	8.52	1.48	51	8.24	1.75	16	7.94	1.65	21	8.38	1.66	27	8.00	1.84	9	9.00	2.12
Health*	12	8.75	1.60	9	9.00	1.32	31	9.00	1.37	10	9.20	1.14	20	7.10	1.89	26	8.35	2.10	55	7.95	2.03	16	8.75	1.39	22	8.64	1.14	28	8.29	1.76	9	8.67	1.32
Financial inclusion	11	7.82	2.82	7	8.57	1.27	30	8.50	1.36	10	8.10	1.37	17	7.35	1.46	25	8.40	1.63	52	7.27	2.22	15	7.87	1.85	13	8.31	1.32	29	8.03	1.68	9	7.89	1.83
Transport (e.g., roads, bridges, transportation)*	12	8.67	1.56	9	8.89	1.54	30	9.33	1.42	10	8.00	2.26	20	8.60	1.39	27	8.96	1.29	56	7.75	1.98	16	8.44	2.31	22	8.32	1.86	31	8.39	1.76	8	8.25	1.75
Agriculture and rural development*	13	7.92	2.10	8	9.00	1.31	30	9.10	1.24	10	8.90	1.10	19	7.63	1.71	27	9.07	1.38	54	8.00	1.98	16	8.88	1.41	22	8.18	1.97	29	8.38	1.68	9	9.56	.73
Trade and exports	13	7.54	2.11	7	7.86	1.68	27	7.81	1.88	10	7.50	1.58	18	7.06	1.73	25	7.64	2.16	54	7.09	2.05	16	7.13	2.87	17	7.59	1.87	27	7.63	1.76	9	8.22	1.92
Crime and violence*	12	6.92	2.57	7	7.71	2.36	29	7.21	2.01	10	6.60	2.63	18	5.06	2.44	27	6.96	2.71	50	6.50	2.42	15	7.13	1.96	18	7.89	1.97	26	6.12	2.39	7	7.29	1.25
Natural resource management	13	8.38	2.06	8	8.00	1.69	29	8.17	2.42	10	6.80	2.78	18	7.22	1.80	27	8.22	1.55	53	7.47	2.07	16	7.88	1.93	20	7.00	2.75	29	8.03	1.80	9	8.22	1.64
Climate change (e.g., mitigation, adaptation)	13	8.31	1.38	8	7.75	1.67	30	7.57	2.01	10	7.90	1.79	18	7.67	1.37	27	7.81	1.94	55	7.20	2.01	16	8.44	1.31	20	7.55	2.44	30	7.47	1.81	8	8.13	1.36
Poverty reduction	13	8.15	1.95	9	9.22	.97	30	9.00	1.53	10	9.10	1.20	20	8.65	1.63	27	8.33	2.51	57	7.79	2.17	15	8.67	1.23	22	8.41	1.68	28	8.43	1.67	9	9.22	1.39
Anti corruption	12	7.50	2.24	9	8.22	2.05	29	8.03	1.84	9	7.78	1.72	18	7.17	1.50	27	8.33	2.13	53	7.32	2.47	16	8.44	1.86	21	8.05	1.77	27	7.07	2.50	7	8.57	1.62
Judiciary reform	13	8.31	1.84	8	7.88	1.96	30	7.37	1.99	10	7.10	2.18	18	6.67	2.17	26	7.15	2.72	54	7.31	2.72	16	7.56	1.86	20	7.70	2.25	28	6.43	2.35	7	8.29	1.38
Economic growth*	13	9.23	.93	9	8.56	1.74	30	9.20	1.24	10	9.50	.97	18	8.50	1.69	27	9.04	1.09	56	7.88	1.95	16	8.56	1.31	22	8.50	1.74	29	8.45	1.86	8	9.00	1.85
Disaster risk management	12	8.50	1.88	8	7.75	2.05	30	8.07	2.07	10	7.70	1.83	18	6.17	1.98	26	7.85	2.29	55	7.60	2.29	16	7.94	1.91	20	7.85	2.13	29	7.21	1.97	6	7.67	1.63
Equality of opportunity (i.e., social inclusion)	13	7.69	2.06	9	9.00	1.32	26	8.31	1.62	9	7.67	2.00	20	7.50	1.67	26	7.85	2.41	55	7.36	2.34	15	7.67	2.06	22	8.55	1.41	27	7.59	2.14	7	8.86	1.46
Information and communications technology	13	8.54	1.39	8	8.88	1.36	31	8.71	1.51	9	8.56	1.51	18	7.22	1.80	26	8.31	2.31	54	7.87	2.14	14	7.86	1.83	20	8.65	1.35	29	7.69	2.39	9	7.44	2.88

\*Significantly different between stakeholder groups

**C. World Bank Group's Effectiveness and Results (Continued)**

How EFFECTIVE do you believe the World Bank Group is in terms of the work it does in the following areas of development in Tanzania? (1-Not effective at all, 10-Very effective)

	Which of the following best describes your current position?																																
	Office of the President/ Prime Minister/ Minister			Office of Parliamentarian			Employee of a Ministry			Local government			Bilateral/ Multilateral Agency			Private Sector/ Financial Sector/ Private Bank			CSO			Media			Independent Government Institution			Academia/ Research Institute/ Think Tank			Other		
	N	Mean	SD	N	Mean	SD	N	Mean	SD	N	Mean	SD	N	Mean	SD	N	Mean	SD	N	Mean	SD	N	Mean	SD	N	Mean	SD	N	Mean	SD	N	Mean	SD
Social protection (e.g., conditional cash transfers)*	10	8.50	1.90	6	6.33	2.94	17	7.65	2.18	7	8.43	1.27	19	7.26	1.76	17	5.88	2.50	44	6.11	2.59	11	7.18	1.99	14	7.79	1.42	22	6.18	2.40	3	8.33	.58
Gender equity	11	7.91	1.81	5	6.60	2.07	18	7.44	2.41	8	7.63	1.77	15	6.67	2.16	17	6.47	2.58	46	6.93	2.03	13	7.46	1.85	13	8.31	1.38	19	6.42	2.27	5	7.80	1.48
Private sector development*	11	8.18	1.60	5	7.60	2.51	20	7.75	2.00	6	8.00	1.26	15	6.80	2.21	24	6.71	2.74	48	6.96	2.25	12	7.33	1.97	14	7.64	1.69	25	6.48	2.33	4	8.25	2.22
Education	13	8.92	.95	7	7.00	2.31	25	8.00	1.83	9	7.89	1.96	18	7.50	1.86	24	7.21	2.59	48	7.40	2.17	12	8.17	1.70	16	8.50	1.10	28	7.14	1.80	6	7.33	3.27
Public sector governance/reform	12	8.58	1.38	5	6.20	2.17	26	8.04	2.16	9	7.78	1.48	18	6.61	1.24	24	7.46	2.67	51	6.53	2.36	11	7.91	1.87	16	7.19	1.52	23	7.17	2.35	5	5.80	2.17
Global/regional integration	10	7.70	2.06	4	7.25	2.22	21	7.29	2.33	6	8.17	2.32	13	6.08	1.93	18	6.61	2.62	44	6.39	2.69	10	8.20	1.48	14	7.57	1.09	20	6.40	2.26	4	7.25	.96
Food security	10	7.70	1.70	5	6.40	2.07	20	7.85	1.73	8	7.63	2.33	14	6.43	2.21	18	6.50	2.48	48	6.73	2.22	11	7.00	2.19	9	7.56	1.33	22	6.23	2.35	5	7.60	1.67
Urban development*	13	8.15	1.91	6	7.17	2.32	20	8.20	1.64	7	8.43	1.51	16	7.13	1.50	20	6.90	2.57	51	6.82	2.04	12	8.25	1.48	16	7.94	1.18	24	7.00	1.87	6	8.00	1.10
Energy	11	8.09	1.51	6	7.33	2.07	20	8.35	1.63	8	7.50	2.20	14	7.00	1.71	20	7.30	1.95	46	6.96	2.02	12	7.42	2.54	16	8.13	1.50	27	7.48	2.01	5	8.20	1.64
Water and sanitation	12	8.83	1.70	6	7.33	2.34	19	8.11	1.82	7	7.57	2.70	17	6.65	1.50	19	6.79	2.92	47	6.91	2.15	12	7.42	2.50	13	8.31	1.03	25	6.96	2.17	6	8.33	1.51
Pollution	13	7.31	2.14	5	6.00	1.41	19	7.16	2.27	7	6.43	2.88	12	6.58	2.23	18	6.39	2.38	48	6.71	2.14	8	7.25	2.12	12	8.00	1.54	18	5.33	2.47	3	7.33	1.15
Job creation/employment	12	7.75	1.71	6	6.67	2.42	26	7.38	2.02	7	7.29	1.98	14	6.21	1.76	20	6.10	2.25	53	6.53	2.55	10	7.10	2.92	15	7.60	1.12	27	6.48	2.36	3	9.33	1.15
Health	12	7.58	1.93	6	7.33	2.66	21	7.81	1.91	8	8.63	1.69	16	7.19	2.07	19	6.95	1.99	50	6.90	2.12	10	8.30	1.49	17	7.82	1.51	24	7.58	1.95	4	8.50	1.00
Financial inclusion	12	7.67	2.02	5	8.20	2.17	21	7.81	1.50	7	7.14	1.95	15	7.40	1.88	24	8.13	2.07	48	6.92	2.13	11	8.00	2.05	13	7.92	1.32	23	7.13	2.34	7	8.14	1.86
Transport (e.g., roads, bridges, transportation)	12	8.50	1.57	8	7.88	1.89	26	8.50	2.00	9	8.44	1.88	17	7.82	1.33	20	7.75	2.00	54	7.11	2.18	12	8.17	1.53	18	8.50	1.15	29	7.83	2.12	6	7.50	1.87
Agriculture and rural development*	13	8.38	1.98	7	6.29	2.43	26	7.96	1.87	9	7.67	2.24	19	6.42	1.89	19	7.05	1.84	49	6.76	2.15	13	7.38	2.22	15	7.13	1.81	26	7.04	1.75	6	8.67	1.63
Trade and exports	11	7.64	1.75	5	7.40	2.07	19	7.53	1.84	7	6.29	2.14	13	6.69	2.06	19	6.47	2.48	48	6.42	2.03	10	7.30	1.95	14	7.64	1.39	22	6.59	2.13	4	7.75	2.22
Crime and violence	12	7.50	1.88	5	6.00	1.58	18	7.11	2.45	6	6.33	1.97	11	6.45	2.46	18	5.61	2.73	42	6.00	2.66	10	7.20	2.44	12	7.50	1.57	16	5.31	2.85	3	7.33	.58
Natural resource management	12	7.25	2.45	6	7.17	2.32	19	7.05	2.39	7	7.14	1.95	14	6.07	1.64	19	6.32	2.45	49	6.71	2.51	12	7.00	1.91	12	7.00	1.76	22	6.73	2.03	4	7.00	.82
Climate change (e.g., mitigation, adaptation)	12	7.67	1.67	4	5.50	1.73	21	7.33	2.03	6	6.50	2.07	14	6.21	1.89	18	6.28	2.05	50	6.66	2.53	11	7.36	2.01	12	6.92	1.56	22	7.27	2.23	5	8.40	1.34
Poverty reduction	13	8.46	1.20	9	7.44	1.88	27	8.41	1.76	9	7.78	1.79	19	7.32	1.67	20	7.15	2.18	52	7.02	2.52	14	8.07	1.86	19	7.42	1.07	30	7.07	2.07	8	8.13	1.64
Anti corruption*	11	9.18	1.60	6	7.83	2.32	25	7.32	2.34	7	7.71	1.38	11	6.45	2.42	19	6.58	2.91	47	6.70	2.77	11	7.73	2.20	16	8.38	1.15	23	6.13	2.75	3	8.33	1.15
Judiciary reform	12	8.00	1.86	6	6.67	2.58	18	7.00	2.25	7	6.43	2.23	10	6.20	2.66	17	5.65	2.80	46	5.93	2.85	10	7.60	2.01	12	7.67	1.44	20	5.80	2.63	5	4.80	2.49
Economic growth	13	8.46	1.27	9	7.89	1.54	28	8.43	1.64	9	7.78	1.99	17	7.65	1.73	25	7.72	2.21	50	7.20	2.42	13	7.85	1.52	19	7.68	1.25	25	7.60	2.18	7	7.71	1.70
Disaster risk management	13	7.92	1.66	5	6.20	1.92	20	7.15	2.37	6	6.00	2.61	9	6.67	2.35	16	5.63	2.85	49	6.24	2.75	10	7.20	2.04	11	7.91	1.22	19	5.58	2.69	3	8.00	0.00
Equality of opportunity (i.e., social inclusion)	12	7.08	2.07	6	6.67	2.58	22	7.68	2.17	6	7.50	2.17	14	7.07	2.16	17	6.35	2.94	50	6.34	2.33	10	7.70	2.11	15	8.07	1.10	22	5.95	2.19	3	8.00	0.00
Information and communications technology*	12	8.25	1.29	5	7.00	2.45	25	8.56	1.89	6	8.50	1.64	11	6.91	1.64	17	6.24	3.15	48	6.85	1.98	11	7.82	1.66	13	8.54	.97	24	6.96	2.33	5	7.40	1.95

\*Significantly different between stakeholder groups



**C. World Bank Group's Effectiveness and Results (continued)**

	Which of the following best describes your current position?																																
	Office of the President/ Prime Minister/ Minister			Office of Parliamentarian			Employee of a Ministry			Local government			Bilateral/ Multilateral Agency			Private Sector/ Financial Sector/ Private Bank			CSO			Media			Independent Government Institution			Academia/ Research Institute/ Think Tank			Other		
	N	Mean	SD	N	Mean	SD	N	Mean	SD	N	Mean	SD	N	Mean	SD	N	Mean	SD	N	Mean	SD	N	Mean	SD	N	Mean	SD	N	Mean	SD			
To what extent does the World Bank Group's work help to achieve development results in Tanzania?	12	8.17	1.90	8	6.75	1.91	31	7.77	1.54	8	7.13	1.55	18	7.67	1.53	27	7.52	2.08	56	7.18	2.05	13	8.00	1.68	21	7.81	1.63	29	6.79	1.84	10	6.90	1.52

(1-To no degree at all, 10-To a very significant degree)

**To what extent do you agree with the following statements about the World Bank Group in Tanzania? (1-Strongly disagree, 10-Strongly agree)**

	Which of the following best describes your current position?																																
	Office of the President/ Prime Minister/ Minister			Office of Parliamentarian			Employee of a Ministry			Local government			Bilateral/ Multilateral Agency			Private Sector/ Financial Sector/ Private Bank			CSO			Media			Independent Government Institution			Academia/ Research Institute/ Think Tank			Other		
	N	Mean	SD	N	Mean	SD	N	Mean	SD	N	Mean	SD	N	Mean	SD	N	Mean	SD	N	Mean	SD	N	Mean	SD	N	Mean	SD	N	Mean	SD			
The World Bank Group's financial instruments (i.e., investment lending, Development Policy Loan, Trust Funds, Program-for-Results, etc.) meet the needs of Tanzania	13	6.77	1.42	9	6.33	1.94	30	6.10	1.56	9	6.33	1.87	20	6.85	.93	27	6.56	2.14	55	5.98	2.22	14	6.29	1.54	21	6.86	1.46	29	6.00	1.46	8	6.25	1.75
The World Bank Group meets Tanzania's needs for knowledge services (e.g., research, analysis, data, technical assistance)	12	7.00	2.26	8	6.00	2.56	30	6.93	1.93	9	6.78	2.11	18	7.44	1.62	27	6.74	1.70	54	6.70	2.18	12	7.00	1.76	21	7.00	1.70	28	6.11	2.10	10	6.00	1.94

**D. The World Bank Group's Knowledge Work and Activities****How frequently do you consult World Bank Group's knowledge work and activities in the work you do?**

Percentage of Respondents	Office of the President/ Prime Minister/ Minister	Office of Parliamentarian	Employee of a Ministry	Local Gov.	Bilateral/ Multilateral Agency	Private Sector/ Financial Sector/ Private Bank	CSO	Media	Independent Government Institution	Academia/ Research Institute/ Think Tank	Other
Weekly	0.0%	22.2%	6.7%	0.0%	20.0%	3.8%	5.5%	6.3%	17.4%	6.7%	8.3%
Monthly	15.4%	0.0%	6.7%	9.1%	25.0%	26.9%	20.0%	18.8%	4.3%	23.3%	8.3%
A few times a year	30.8%	55.6%	26.7%	36.4%	40.0%	30.8%	32.7%	25.0%	39.1%	43.3%	25.0%
Rarely	46.2%	11.1%	40.0%	27.3%	10.0%	34.6%	23.6%	25.0%	30.4%	16.7%	16.7%
Never	7.7%	11.1%	20.0%	27.3%	5.0%	3.8%	18.2%	25.0%	8.7%	10.0%	41.7%

**D. The World Bank Group's Knowledge Work and Activities (continued)**

In Tanzania, to what extent do you believe that the World Bank Group's knowledge work and activities: (1-To no degree at all, 10-To a very significant degree)

	Which of the following best describes your current position?																																
	Office of the President/ Prime Minister/ Minister			Office of Parliamentarian			Employee of a Ministry			Local government			Bilateral/ Multilateral Agency			Private Sector/ Financial Sector/ Private Bank			CSO			Media			Independent Government Institution			Academia/ Research Institute/ Think Tank			Other		
	N	Mean	SD	N	Mean	SD	N	Mean	SD	N	Mean	SD	N	Mean	SD	N	Mean	SD	N	Mean	SD	N	Mean	SD	N	Mean	SD	N	Mean	SD	N	Mean	SD
Are timely	12	7.67	1.87	9	6.78	2.44	28	7.61	1.69	8	7.38	2.39	19	7.11	1.37	24	6.50	1.93	44	6.34	2.23	14	7.07	1.49	21	7.33	1.49	27	6.30	1.73	7	7.29	1.60
Include appropriate level of stakeholder involvement during preparation*	11	7.73	2.28	9	6.00	2.65	24	7.29	1.90	10	5.50	1.43	18	6.67	1.57	27	6.22	2.03	50	6.14	2.48	13	5.85	2.41	21	7.52	1.99	25	5.96	2.21	8	6.63	1.85
Lead to practical solutions	11	6.64	1.96	9	6.67	2.24	24	7.38	2.14	9	6.33	2.35	19	6.95	1.81	25	6.44	2.47	46	6.07	2.52	14	6.86	2.41	21	7.90	1.87	24	6.13	1.65	8	7.50	1.60
Are accessible (well written and easy to understand)	11	7.45	2.30	9	6.89	2.93	24	7.33	1.81	9	6.00	2.12	19	7.21	1.40	27	6.26	2.40	51	6.29	2.41	13	7.31	1.75	22	7.50	2.11	25	6.88	2.44	7	7.71	1.50
Are source of relevant information on global good practices	11	7.09	2.07	8	6.50	2.45	29	7.62	1.70	10	7.00	1.41	17	7.24	1.20	27	6.78	1.78	54	6.91	2.40	13	8.15	1.57	20	7.50	1.82	31	7.19	2.02	8	8.00	1.41
Are relevant to country challenges	12	7.50	1.88	9	6.78	2.33	30	7.57	1.74	9	7.33	1.80	19	7.32	1.29	26	6.65	2.04	54	6.57	2.71	15	7.13	1.19	21	7.38	1.75	30	6.57	2.10	9	8.11	1.83
Are adequately disseminated	11	6.73	1.62	6	5.17	2.40	28	6.89	1.66	8	5.50	2.20	17	6.41	2.06	25	5.56	2.60	51	5.78	2.45	14	6.57	1.95	16	6.19	2.14	28	5.93	2.12	8	7.00	1.85
Are translated enough into local language	11	7.36	2.38	8	5.13	2.95	27	5.48	2.24	7	6.57	2.07	12	5.67	2.15	25	5.92	2.41	49	5.90	2.79	13	5.38	1.85	19	6.37	2.73	26	4.96	2.11	8	6.38	2.62
Are adaptable to Tanzania's specific development challenges and country circumstances	12	7.50	2.28	8	5.63	2.88	29	7.31	1.63	9	6.33	2.06	17	6.47	1.28	25	7.00	2.42	51	5.75	2.90	15	6.33	1.91	20	7.30	2.08	28	6.29	2.00	8	7.00	2.07

\*Significantly different between stakeholder groups

	Which of the following best describes your current position?																																
	Office of the President/ Prime Minister/ Minister			Office of Parliamentarian			Employee of a Ministry			Local government			Bilateral/ Multilateral Agency			Private Sector/ Financial Sector/ Private Bank			CSO			Media			Independent Government Institution			Academia/ Research Institute/ Think Tank			Other		
	N	Mean	SD	N	Mean	SD	N	Mean	SD	N	Mean	SD	N	Mean	SD	N	Mean	SD	N	Mean	SD	N	Mean	SD	N	Mean	SD	N	Mean	SD			
Overall, how significant a contribution do you believe the World Bank Group's knowledge work and activities make to development results in your country?	12	8.42	1.83	9	6.89	1.69	30	8.27	1.23	11	7.91	1.64	18	7.22	1.56	27	7.67	2.04	57	7.11	2.17	16	7.69	1.70	21	8.05	1.53	30	7.07	1.78	10	7.60	1.35
Overall, how would you rate the technical quality of the World Bank Group's knowledge work and activities?	12	8.08	2.27	9	7.67	1.94	29	7.62	1.90	8	7.88	1.89	19	8.05	1.22	27	7.74	1.79	54	7.46	1.99	13	7.85	1.46	21	8.10	1.30	30	7.27	1.60	9	7.22	1.92

(1-Not significant at all, 10-Very significant; 1-Very low technical quality, 10-Very high technical quality)

**E. Working with the World Bank Group**

To what extent do you agree/disagree with the following statements? (1-Strongly disagree, 10-Strongly agree)

	Which of the following best describes your current position?																																
	Office of the President/ Prime Minister/ Minister			Office of Parliamentarian			Employee of a Ministry			Local government			Bilateral/ Multilateral Agency			Private Sector/ Financial Sector/ Private Bank			CSO			Media			Independent Government Institution			Academia/ Research Institute/ Think Tank			Other		
	N	Mean	SD	N	Mean	SD	N	Mean	SD	N	Mean	SD	N	Mean	SD	N	Mean	SD	N	Mean	SD	N	Mean	SD	N	Mean	SD	N	Mean	SD	N	Mean	SD
The World Bank Group disburses funds promptly	12	6.92	1.83	7	7.00	2.83	29	6.97	1.97	7	7.14	1.95	13	6.38	2.50	25	5.48	2.20	42	5.93	2.60	10	6.70	1.77	18	7.44	1.85	24	5.75	1.96	6	6.33	1.63
The World Bank Group effectively monitors and evaluates the projects and programs it supports	12	8.00	1.76	7	6.86	2.85	30	8.10	1.37	9	6.78	1.72	15	7.07	1.71	26	6.62	2.21	50	6.58	2.37	12	7.25	1.42	20	7.50	1.85	28	6.57	2.10	8	6.75	2.82
The World Bank Group's approvals and reviews are done in a timely fashion	11	7.09	2.02	8	7.25	2.92	28	7.71	1.41	6	6.50	1.76	16	7.00	2.31	25	6.32	1.97	43	6.37	2.43	12	6.50	1.68	18	7.50	2.20	24	6.79	1.96	7	5.86	2.61
The World Bank Group's "Safeguard Policy" requirements are reasonable	10	6.30	2.11	5	7.00	3.54	26	7.08	1.81	5	7.20	1.92	13	6.85	2.08	18	6.67	2.14	42	6.12	2.47	10	6.30	2.36	16	6.69	1.40	21	6.19	2.02	6	6.67	3.39
The World Bank Group's conditions on its lending are reasonable	10	6.50	2.12	6	4.83	3.49	26	5.88	1.80	6	4.83	2.79	14	7.36	1.69	21	5.86	2.80	42	5.50	2.68	11	5.91	2.39	18	5.94	1.73	26	5.62	2.00	7	5.29	3.59
The World Bank Group takes decisions quickly in Tanzania	11	6.82	1.60	7	6.57	2.99	29	6.59	1.62	6	6.17	1.72	14	6.36	2.34	24	5.75	2.17	45	5.91	2.64	11	7.36	1.57	19	6.89	2.16	26	5.92	2.21	5	5.20	2.49
Working with the World Bank Group increases Tanzania's institutional capacity	12	8.00	1.60	7	6.86	3.39	29	7.69	1.79	9	5.78	2.39	16	6.38	1.67	27	6.85	2.13	48	6.15	2.51	13	7.08	1.98	20	7.45	1.85	27	6.78	2.06	8	7.00	3.30
Where country systems (e.g., procurement, financial management, etc.) are adequate, the World Bank Group makes appropriate use of them	12	7.42	2.02	6	6.83	3.13	28	7.64	1.64	5	8.40	2.07	15	6.80	1.37	17	6.65	1.93	42	6.36	2.59	12	7.17	2.12	18	7.28	2.22	22	7.23	2.41	6	6.67	2.94
The World Bank Group provides effective implementation support (i.e., supervision of projects)	12	7.92	1.83	8	7.25	2.66	30	7.87	1.38	7	7.29	2.29	16	6.94	1.91	26	6.92	1.83	49	6.51	2.14	12	7.75	1.76	21	7.57	1.75	26	6.96	2.37	7	6.14	2.73

	Which of the following best describes your current position?																																
	Office of the President/ Prime Minister/ Minister			Office of Parliamentarian			Employee of a Ministry			Local government			Bilateral/ Multilateral Agency			Private Sector/ Financial Sector/ Private Bank			CSO			Media			Independent Government Institution			Academia/ Research Institute/ Think Tank			Other		
	N	Mean	SD	N	Mean	SD	N	Mean	SD	N	Mean	SD	N	Mean	SD	N	Mean	SD	N	Mean	SD	N	Mean	SD	N	Mean	SD	N	Mean	SD			
To what extent do you believe that the World Bank Group's work helps to find solutions that promote private public partnerships in Tanzania?	11	7.73	1.74	8	6.38	1.92	28	7.07	1.82	8	6.25	2.43	14	6.71	2.09	26	6.54	2.06	52	6.67	2.19	14	7.14	1.92	20	7.15	1.81	30	6.43	1.50	9	6.56	1.94
To what extent do you believe the World Bank Group measures and corrects its work in real time in Tanzania?	12	8.25	1.60	6	6.50	1.38	23	7.70	1.29	7	6.14	1.57	13	6.92	1.93	19	7.26	1.82	47	6.98	2.18	11	7.27	1.85	16	7.38	2.47	22	6.59	1.79	10	7.00	1.83

(1-To no degree at all, 10-To a very significant degree)

**F. The Future Role of the World Bank Group in Tanzania****Which of the following SHOULD the World Bank Group do to make itself of greater value in Tanzania? (Choose no more than TWO)**

Percentage of Respondents (Responses Combined)	Office of the President/ Prime Minister/ Minister	Office of Parliamentarian	Employee of a Ministry	Local Gov.	Bilateral/ Multilateral Agency	Private Sector/ Financial Sector/ Private Bank	CSO	Media	Independent Government Institution	Academia/ Research Institute/ Think Tank	Other
Ensure greater selectivity in its work*	38.5%	33.3%	19.4%	9.1%	35.0%	11.1%	10.3%	12.5%	39.1%	12.9%	0.0%
Collaborate more effectively with Government clients (e.g., national, state, local)*	15.4%	11.1%	35.5%	36.4%	5.0%	55.6%	22.4%	50.0%	26.1%	29.0%	16.7%
Increase the level of capacity development in the country	23.1%	33.3%	19.4%	18.2%	45.0%	29.6%	19.0%	18.8%	17.4%	16.1%	41.7%
Reduce the complexity of obtaining World Bank Group financing	30.8%	11.1%	41.9%	9.1%	15.0%	18.5%	24.1%	6.3%	21.7%	22.6%	25.0%
Help to bring discipline/effective supervision to implementation of investment projects	15.4%	11.1%	32.3%	9.1%	10.0%	3.7%	32.8%	12.5%	17.4%	19.4%	8.3%
Offer more innovative financial products	0.0%	0.0%	3.2%	9.1%	15.0%	0.0%	5.2%	12.5%	0.0%	0.0%	16.7%
Offer more innovative knowledge services	0.0%	22.2%	6.5%	18.2%	5.0%	14.8%	3.4%	6.3%	4.3%	12.9%	16.7%
Provide more adequate data/knowledge/statistics/figures on Tanzania's economy	0.0%	11.1%	16.1%	9.1%	20.0%	14.8%	19.0%	6.3%	8.7%	19.4%	25.0%
Improve the competitiveness of its financing compared to markets (e.g., cost, timeliness, other terms)	15.4%	11.1%	12.9%	18.2%	15.0%	14.8%	19.0%	18.8%	34.8%	29.0%	8.3%
Reach out more to groups outside of Government	30.8%	44.4%	6.5%	27.3%	25.0%	29.6%	20.7%	37.5%	13.0%	16.1%	33.3%
Work faster	23.1%	0.0%	3.2%	18.2%	5.0%	3.7%	10.3%	6.3%	0.0%	9.7%	0.0%
Improve the quality of its experts as related to Tanzania's specific challenges	7.7%	11.1%	3.2%	18.2%	0.0%	3.7%	8.6%	12.5%	4.3%	9.7%	8.3%
Other	0.0%	0.0%	0.0%	0.0%	0.0%	0.0%	1.7%	0.0%	0.0%	3.2%	0.0%

\*Significantly different between stakeholder groups

**When considering the combination of services that the World Bank Group offers in Tanzania, and taking into account its limited level of resources, which ONE of the following do you believe the World Bank Group should offer more of in Tanzania? (Select only ONE response)**

Percentage of Respondents	Office of the President/ Prime Minister/ Minister	Office of Parliamentarian	Employee of a Ministry	Local Gov.	Bilateral/ Multilateral Agency	Private Sector/ Financial Sector/ Private Bank	CSO	Media	Independent Government Institution	Academia/ Research Institute/ Think Tank	Other
Financial services	61.5%	33.3%	43.3%	30.0%	57.9%	44.4%	39.3%	50.0%	45.5%	41.9%	41.7%
Knowledge products	15.4%	22.2%	26.7%	30.0%	0.0%	22.2%	25.0%	18.8%	9.1%	25.8%	25.0%
Convening services	0.0%	22.2%	0.0%	30.0%	15.8%	14.8%	16.1%	6.3%	9.1%	9.7%	8.3%
None of the above	0.0%	11.1%	3.3%	0.0%	0.0%	7.4%	3.6%	6.3%	13.6%	3.2%	0.0%
The combination is appropriate for Tanzania	15.4%	11.1%	26.7%	10.0%	15.8%	11.1%	12.5%	18.8%	13.6%	19.4%	25.0%
Don't know	7.7%	0.0%	0.0%	0.0%	10.5%	0.0%	3.6%	0.0%	9.1%	0.0%	0.0%



## G. Communication and Information Sharing

How do you get most of your information about economic and social development issues in Tanzania? (Choose no more than TWO)

Percentage of Respondents (Responses Combined)	Office of the President/ Prime Minister/ Minister	Office of Parliamentarian	Employee of a Ministry	Local Gov.	Bilateral/ Multilateral Agency	Private Sector/ Financial Sector/ Private Bank	CSO	Media	Independent Government Institution	Academia/ Research Institute/ Think Tank	Other
Local radio	30.8%	44.4%	32.0%	30.0%	10.0%	14.8%	14.0%	25.0%	30.4%	17.9%	33.3%
International radio	15.4%	0.0%	4.0%	10.0%	10.0%	7.4%	15.8%	6.3%	8.7%	7.1%	8.3%
Social media (e.g., blogs, Facebook, Twitter, YouTube, Flickr)*	7.7%	22.2%	28.0%	30.0%	5.0%	18.5%	43.9%	50.0%	13.0%	53.6%	16.7%
International newspapers	0.0%	0.0%	0.0%	0.0%	10.0%	11.1%	8.8%	6.3%	4.3%	3.6%	8.3%
Local television*	61.5%	44.4%	36.0%	30.0%	20.0%	44.4%	24.6%	25.0%	21.7%	10.7%	25.0%
Internet	23.1%	33.3%	28.0%	40.0%	30.0%	18.5%	31.6%	18.8%	26.1%	42.9%	41.7%
Periodicals	0.0%	11.1%	12.0%	0.0%	20.0%	18.5%	7.0%	6.3%	8.7%	14.3%	0.0%
International television	0.0%	11.1%	12.0%	10.0%	20.0%	25.9%	24.6%	31.3%	21.7%	21.4%	25.0%
Local newspapers*	61.5%	33.3%	40.0%	40.0%	55.0%	33.3%	21.1%	25.0%	47.8%	25.0%	16.7%
Other	0.0%	0.0%	0.0%	0.0%	15.0%	0.0%	3.5%	0.0%	4.3%	3.6%	16.7%

\*Significantly different between stakeholder groups

How would you prefer to receive information from the World Bank Group? (Choose no more than TWO)

Percentage of Respondents (Responses Combined)	Office of the President/ Prime Minister/ Minister	Office of Parliamentarian	Employee of a Ministry	Local Gov.	Bilateral/ Multilateral Agency	Private Sector/ Financial Sector/ Private Bank	CSO	Media	Independent Government Institution	Academia/ Research Institute/ Think Tank	Other
World Bank Group's publications and other written materials	15.4%	33.3%	30.0%	18.2%	25.0%	29.6%	19.3%	25.0%	17.4%	38.7%	0.0%
e-Newsletters	23.1%	33.3%	26.7%	0.0%	35.0%	33.3%	24.6%	31.3%	26.1%	32.3%	33.3%
World Bank Group's seminars/workshops/conferences	30.8%	33.3%	33.3%	45.5%	40.0%	40.7%	31.6%	31.3%	26.1%	35.5%	50.0%
Mobile phones	23.1%	22.2%	13.3%	36.4%	15.0%	22.2%	22.8%	25.0%	17.4%	9.7%	16.7%
Direct contact with World Bank Group (i.e., face to face meetings/discussions)*	30.8%	11.1%	6.7%	0.0%	35.0%	0.0%	15.8%	6.3%	17.4%	3.2%	16.7%
World Bank Group's website	38.5%	44.4%	53.3%	45.5%	25.0%	40.7%	28.1%	25.0%	26.1%	58.1%	50.0%
Social media (e.g., blogs, Facebook, Twitter, YouTube, Flickr)	30.8%	22.2%	33.3%	36.4%	15.0%	33.3%	42.1%	56.3%	39.1%	19.4%	25.0%
Other	7.7%	0.0%	0.0%	18.2%	0.0%	0.0%	3.5%	0.0%	4.3%	0.0%	0.0%

\*Significantly different between stakeholder groups

**G. Communication and Information Sharing (continued)**

Are you aware of the World Bank Group's Access to Information Policies under which the World Bank Group discloses any information in its possession that is not on a list of exceptions?

Percentage of Respondents	Office of the President/ Prime Minister/ Minister	Office of Parliamentarian	Employee of a Ministry	Local Gov.	Bilateral/ Multilateral Agency	Private Sector/ Financial Sector/ Private Bank	CSO	Media	Independent Government Institution	Academia/ Research Institute/ Think Tank	Other
Yes	46.2%	33.3%	36.7%	27.3%	35.0%	40.7%	44.2%	37.5%	66.7%	27.6%	11.1%
No	53.8%	66.7%	63.3%	72.7%	65.0%	59.3%	55.8%	62.5%	33.3%	72.4%	88.9%

Do you have reliable access to the Internet?

Percentage of Respondents	Office of the President/ Prime Minister/ Minister	Office of Parliamentarian	Employee of a Ministry	Local Gov.	Bilateral/ Multilateral Agency	Private Sector/ Financial Sector/ Private Bank	CSO	Media	Independent Government Institution	Academia/ Research Institute/ Think Tank	Other
Yes	69.2%	100.0%	87.1%	90.0%	90.0%	88.9%	80.0%	87.5%	78.3%	96.6%	72.7%
No	30.8%	0.0%	12.9%	10.0%	10.0%	11.1%	20.0%	12.5%	21.7%	3.4%	27.3%

Do you use/have you used the World Bank Group website?\*

Percentage of Respondents	Office of the President/ Prime Minister/ Minister	Office of Parliamentarian	Employee of a Ministry	Local Gov.	Bilateral/ Multilateral Agency	Private Sector/ Financial Sector/ Private Bank	CSO	Media	Independent Government Institution	Academia/ Research Institute/ Think Tank	Other
Yes	30.8%	75.0%	93.5%	63.6%	77.8%	73.1%	52.7%	53.3%	59.1%	75.9%	36.4%
No	69.2%	25.0%	6.5%	36.4%	22.2%	26.9%	47.3%	46.7%	40.9%	24.1%	63.6%

\*Significantly different between stakeholder groups

Do you currently consult the World Bank Group social media sites?

Percentage of Respondents	Office of the President/ Prime Minister/ Minister	Office of Parliamentarian	Employee of a Ministry	Local Gov.	Bilateral/ Multilateral Agency	Private Sector/ Financial Sector/ Private Bank	CSO	Media	Independent Government Institution	Academia/ Research Institute/ Think Tank	Other
Yes	46.2%	25.0%	38.7%	36.4%	47.4%	33.3%	57.4%	53.3%	27.3%	41.4%	27.3%
No	53.8%	75.0%	61.3%	63.6%	52.6%	66.7%	42.6%	46.7%	72.7%	58.6%	72.7%

Which Internet connection do you use primarily when visiting a World Bank Group website?

Percentage of Respondents	Office of the President/ Prime Minister/ Minister	Office of Parliamentarian	Employee of a Ministry	Local Gov.	Bilateral/ Multilateral Agency	Private Sector/ Financial Sector/ Private Bank	CSO	Media	Independent Government Institution	Academia/ Research Institute/ Think Tank	Other
High speed/WiFi	100.0%	71.4%	100.0%	85.7%	100.0%	81.0%	84.3%	70.0%	88.2%	77.8%	85.7%
Dial-up	0.0%	28.6%	0.0%	14.3%	0.0%	19.0%	15.7%	30.0%	11.8%	22.2%	14.3%

**G. Communication and Information Sharing (continued)**

How frequently do you consult the World Bank Group's website and/or social media channels for information/knowledge that you can use in your work?\*

Percentage of Respondents	Office of the President/ Prime Minister/ Minister	Office of Parliamentarian	Employee of a Ministry	Local Gov.	Bilateral/ Multilateral Agency	Private Sector/ Financial Sector/ Private Bank	CSO	Media	Independent Government Institution	Academia/ Research Institute/ Think Tank	Other
Weekly	7.7%	11.1%	6.5%	9.1%	5.3%	3.7%	13.8%	20.0%	4.3%	10.3%	16.7%
Monthly	15.4%	0.0%	29.0%	18.2%	57.9%	11.1%	10.3%	0.0%	21.7%	10.3%	0.0%
A few times a year	23.1%	66.7%	12.9%	27.3%	26.3%	40.7%	32.8%	33.3%	21.7%	48.3%	25.0%
Rarely	46.2%	11.1%	41.9%	18.2%	0.0%	37.0%	34.5%	26.7%	26.1%	27.6%	25.0%
Never	7.7%	11.1%	9.7%	27.3%	10.5%	7.4%	8.6%	20.0%	26.1%	3.4%	33.3%

\*Significantly different between stakeholder groups

Please rate how much you agree with the following statements. (1-Strongly disagree, 10-Strongly agree)

	Which of the following best describes your current position?																																
	Office of the President/ Prime Minister/ Minister			Office of Parliamentarian			Employee of a Ministry			Local government			Bilateral/ Multilateral Agency			Private Sector/ Financial Sector/ Private Bank			CSO			Media			Independent Government Institution			Academia/ Research Institute/ Think Tank			Other		
	N	Mean	SD	N	Mean	SD	N	Mean	SD	N	Mean	SD	N	Mean	SD	N	Mean	SD	N	Mean	SD	N	Mean	SD	N	Mean	SD	N	Mean	SD			
I find the World Bank Group's websites easy to navigate.*	9	6.67	1.94	7	6.71	2.69	29	7.55	1.92	7	7.14	1.68	17	6.53	1.94	22	7.64	1.79	48	5.90	2.63	10	8.00	1.33	12	6.92	1.62	29	6.86	2.01	8	7.50	1.85
I find the information on the World Bank Group's websites useful.*	9	6.44	1.81	7	7.43	2.99	29	8.31	1.31	7	7.57	1.13	18	7.78	1.11	22	8.00	1.93	49	6.39	2.37	10	8.10	1.45	13	7.08	1.61	29	7.48	2.05	8	8.13	1.46
The World Bank Group's social media channels (e.g., blogs, Facebook, Twitter, YouTube, Flickr) are valuable sources of information about the institution	10	7.50	2.17	6	7.50	3.33	20	7.55	2.09	7	7.29	2.21	12	6.67	1.37	16	7.25	1.88	50	6.68	2.29	12	8.25	1.60	11	6.91	1.38	22	7.18	1.97	8	7.63	2.20
When I need information from the World Bank Group I know how to find it.	9	6.44	2.88	8	7.13	3.18	28	7.46	1.95	7	6.29	2.93	18	6.78	1.90	24	6.75	1.73	50	5.66	2.77	12	6.33	2.35	17	7.47	1.50	26	7.08	2.17	8	6.75	2.60
The World Bank Group is responsive to my information requests and inquiries.	9	6.89	2.32	7	6.71	3.09	21	7.05	2.69	6	6.17	2.14	14	6.71	1.59	20	7.50	2.06	45	5.71	2.55	12	7.17	2.12	15	7.27	1.98	22	6.82	2.24	6	7.00	2.28

\*Significantly different between stakeholder groups



## H. Background Information

Currently, do you professionally collaborate/work with the World Bank Group (IDA, IFC, or MIGA) in your country?

Percentage of Respondents	Office of the President/ Prime Minister/ Minister	Office of Parliamentarian	Employee of a Ministry	Local Gov.	Bilateral/ Multilateral Agency	Private Sector/ Financial Sector/ Private Bank	CSO	Media	Independent Government Institution	Academia/ Research Institute/ Think Tank	Other
Yes	36.4%	42.9%	52.2%	36.4%	73.7%	18.5%	19.2%	33.3%	33.3%	22.6%	0.0%
No	63.6%	57.1%	47.8%	63.6%	26.3%	81.5%	80.8%	66.7%	66.7%	77.4%	100.0%

Which of the following agencies of the World Bank Group do you primarily engage with in Tanzania? (Select only ONE response)

Percentage of Respondents	Office of the President/ Prime Minister/ Minister	Office of Parliamentarian	Employee of a Ministry	Local Gov.	Bilateral/ Multilateral Agency	Private Sector/ Financial Sector/ Private Bank	CSO	Media	Independent Government Institution	Academia/ Research Institute/ Think Tank	Other
The World Bank (IDA)	44.4%	80.0%	61.1%	100.0%	94.1%	78.6%	76.9%	83.3%	66.7%	86.7%	100.0%
The International Finance Corporation (IFC)	55.6%	0.0%	33.3%	0.0%	5.9%	14.3%	19.2%	16.7%	8.3%	6.7%	0.0%
The Multilateral Investment Guarantee Agency (MIGA)	0.0%	20.0%	5.6%	0.0%	0.0%	7.1%	3.8%	0.0%	16.7%	6.7%	0.0%
Other	0.0%	0.0%	0.0%	0.0%	0.0%	0.0%	0.0%	0.0%	8.3%	0.0%	0.0%

Do your projects involve both the World Bank and the IFC?\*

Percentage of Respondents	Office of the President/ Prime Minister/ Minister	Office of Parliamentarian	Employee of a Ministry	Local Gov.	Bilateral/ Multilateral Agency	Private Sector/ Financial Sector/ Private Bank	CSO	Media	Independent Government Institution	Academia/ Research Institute/ Think Tank	Other
Yes	40.0%	37.5%	33.3%	36.4%	52.9%	15.4%	15.7%	7.1%	35.0%	18.5%	10.0%
No	60.0%	62.5%	66.7%	63.6%	47.1%	84.6%	84.3%	92.9%	65.0%	81.5%	90.0%

\*Significantly different between stakeholder groups

If yes, what was your view of how the two institutions work together in Tanzania?\* (Select only ONE response)

Percentage of Respondents	Office of the President/ Prime Minister/ Minister	Office of Parliamentarian	Employee of a Ministry	Local Gov.	Bilateral/ Multilateral Agency	Private Sector/ Financial Sector/ Private Bank	CSO	Media	Independent Government Institution	Academia/ Research Institute/ Think Tank	Other
The two institutions work well together	0.0%	66.7%	85.7%	50.0%	50.0%	75.0%	37.5%	0.0%	33.3%	25.0%	100.0%
The way the two institutions work together needs improvement	75.0%	0.0%	14.3%	50.0%	50.0%	25.0%	62.5%	0.0%	50.0%	0.0%	0.0%
The two institutions do not work well together	0.0%	0.0%	0.0%	0.0%	0.0%	0.0%	0.0%	100.0%	0.0%	50.0%	0.0%
Don't know	25.0%	33.3%	0.0%	0.0%	0.0%	0.0%	0.0%	0.0%	16.7%	25.0%	0.0%

\*Significantly different between stakeholder groups



**H. Background Information (continued)**

Which of the following describes most of your exposure to the World Bank Group in Tanzania? (Choose no more than TWO)

Percentage of Respondents (Responses combined)	Office of the President/ Prime Minister/ Minister	Office of Parliamentarian	Employee of a Ministry	Local Gov.	Bilateral/ Multilateral Agency	Private Sector/ Financial Sector/ Private Bank	CSO	Media	Independent Government Institution	Academia/ Research Institute/ Think Tank	Other
Observer (i.e., follow in media, discuss in informal conversations, etc.)	11.1%	25.0%	25.9%	40.0%	16.7%	37.0%	46.9%	36.4%	52.4%	40.0%	44.4%
Use World Bank Group reports/data	44.4%	37.5%	55.6%	40.0%	22.2%	48.1%	42.9%	18.2%	33.3%	33.3%	22.2%
Engage in World Bank Group related/sponsored events/activities	11.1%	37.5%	14.8%	40.0%	33.3%	11.1%	22.4%	0.0%	23.8%	33.3%	44.4%
Collaborate as part of my professional duties*	44.4%	25.0%	40.7%	30.0%	72.2%	7.4%	10.2%	36.4%	28.6%	10.0%	22.2%
Use World Bank Group website for information, data, research, etc.	11.1%	37.5%	22.2%	30.0%	27.8%	48.1%	30.6%	54.5%	23.8%	43.3%	11.1%

\*Significantly different between stakeholder groups

**What's your gender?**

Percentage of Respondents	Office of the President/ Prime Minister/ Minister	Office of Parliamentarian	Employee of a Ministry	Local Gov.	Bilateral/ Multilateral Agency	Private Sector/ Financial Sector/ Private Bank	CSO	Media	Independent Government Institution	Academia/ Research Institute/ Think Tank	Other
Female	36.4%	75.0%	41.4%	27.3%	58.8%	29.6%	45.3%	33.3%	42.9%	35.5%	50.0%
Male	63.6%	25.0%	58.6%	72.7%	41.2%	70.4%	54.7%	66.7%	57.1%	64.5%	50.0%



## Appendix C: Responses to Indicator Questions by Geographic Location<sup>17</sup>

● Dar es Salaam region N=162      ● Other N=89

### B. Overall Attitudes toward the World Bank Group

	Which best represents your geographic location?					
	Dar es Salaam region			Other		
	N	Mean	SD	N	Mean	SD
Overall, please rate your impression of the World Bank Group's effectiveness in Tanzania.	153	7.29	2.18	86	7.44	1.88

(1-Not effective at all, 10-Very effective)

To what extent do you agree with the following statements about the World Bank Group's work in Tanzania?

(1-Strongly disagree, 10-Strongly agree)

	Which best represents your geographic location?					
	Dar es Salaam region			Other		
	N	Mean	SD	N	Mean	SD
Overall the World Bank Group currently plays a relevant role in development in Tanzania	149	6.94	1.96	86	7.22	1.87
The World Bank Group's work is aligned with what I consider the development priorities for Tanzania	151	6.96	2.26	85	7.54	2.17

To what extent is the World Bank Group an effective development partner in Tanzania, in terms of each of the following?

(1-To no degree at all, 10-To a very significant degree)

	Which best represents your geographic location?					
	Dar es Salaam region			Other		
	N	Mean	SD	N	Mean	SD
Responsiveness to needs	136	6.26	2.20	78	6.65	1.81
Flexibility (in terms of the institution's products and services)	132	6.34	2.13	76	6.66	2.28
Flexibility (in terms of changing country circumstances)	133	6.29	2.23	74	6.88	2.09
Being inclusive	129	6.08	2.32	77	5.99	2.27
Openness (sharing data and other information)	140	6.99	2.23	80	7.03	1.96
Collaboration with the Government	138	7.91	1.77	84	7.82	1.72
The speed in which it gets things accomplished on the ground	136	6.68	2.41	83	7.12	1.89
Helping to bring discipline/effective supervision to implementation of investment projects	143	7.10	1.93	83	7.34	1.86
Collaboration with civil society	117	6.47	2.13	67	6.78	2.17
Staff accessibility	133	6.40	2.53	78	6.77	2.39
Collaboration with other donors and development partners	131	7.05	2.11	72	7.01	1.90
Collaboration with the private sector	125	6.54	2.07	72	6.54	1.96
Straightforwardness and honesty	134	7.07	2.34	78	7.13	1.92
Treating clients and stakeholders in Tanzania with respect	140	7.47	2.04	82	7.34	1.84
Being a long-term partner	131	7.76	2.30	80	7.51	2.01

<sup>17</sup> 251 respondents provided information about their geographic location. Only these respondents were included in the analysis presented in this appendix.

**C. World Bank Group's Effectiveness and Results**

	Which best represents your geographic location?					
	Dar es Salaam region			Other		
	N	Mean	SD	N	Mean	SD
To what extent does the World Bank Group's work help to achieve development results in Tanzania?	149	7.36	1.81	84	7.49	1.84

(1-To no degree at all, 10-To a very significant degree)

To what extent do you agree with the following statements about the World Bank Group in Tanzania? (1-Strongly disagree, 10-Strongly agree)

	Which best represents your geographic location?					
	Dar es Salaam region			Other		
	N	Mean	SD	N	Mean	SD
The World Bank Group's financial instruments (i.e., investment lending, Development Policy Loan, Trust Funds, Program-for-Results, etc.) meet the needs of Tanzania	147	6.22	1.82	87	6.54	1.55
The World Bank Group meets Tanzania's needs for knowledge services (e.g., research, analysis, data, technical assistance)	145	6.60	2.01	83	6.81	1.92

**D. The World Bank Group's Knowledge Work and Activities**

In Tanzania, to what extent do you believe that the World Bank Group's knowledge work and activities:

(1-To no degree at all, 10-To a very significant degree)

	Which best represents your geographic location?					
	Dar es Salaam region			Other		
	N	Mean	SD	N	Mean	SD
Are adaptable to Tanzania's specific development challenges and country circumstances	141	6.56	2.27	80	6.80	2.31

	Which best represents your geographic location?					
	Dar es Salaam region			Other		
	N	Mean	SD	N	Mean	SD
Overall, how significant a contribution do you believe the World Bank Group's knowledge work and activities make to development results in your country?	152	7.52	1.78	88	7.74	1.73
Overall, how would you rate the technical quality of the World Bank Group's knowledge work and activities?	145	7.69	1.68	85	7.60	1.87

(1-Not significant at all, 10-Very significant; 1-Very low technical quality, 10-Very high technical quality)

**E. Working with the World Bank Group**

To what extent do you agree/disagree with the following statements? (1-Strongly disagree, 10-Strongly agree)

	Which best represents your geographic location?					
	Dar es Salaam region			Other		
	N	Mean	SD	N	Mean	SD
The World Bank Group takes decisions quickly in Tanzania	128	6.19	2.27	70	6.44	2.16
Where country systems (e.g., procurement, financial management, etc.) are adequate, the World Bank Group makes appropriate use of them	122	7.11	2.23	61	6.97	2.30



## Appendix D: Responses to Selected Questions by Level of Collaboration with the World Bank Group<sup>18</sup>

*Note that this appendix presents comparative analysis of the data from those respondents who collaborate with the WBG vs. those respondents who do not collaborate with the WBG and covers the following selected questions from the FY17 Tanzania COS questionnaire: All 10-point scale questions and question B4 "When thinking about how the World Bank Group can have the most impact on development results in Tanzania, in which sectoral areas do you believe the World Bank Group should focus most of its resources in Tanzania?"*

● Collaborating with the WBG N=76    ● Not collaborating with the WBG N=166

### B. Overall Attitudes toward the World Bank Group

	Currently, do you professionally collaborate/work with the World Bank Group (IDA, IFC, or MIGA) in your country?					
	Yes			No		
	N	Mean	SD	N	Mean	SD
How familiar are you with the work of the World Bank Group in Tanzania?*	76	7.54	1.71	163	6.23	2.30

(1-Not familiar at all, 10-Extremely familiar) \*Significantly different between collaborators and non-collaborators

	Currently, do you professionally collaborate/work with the World Bank Group (IDA, IFC, or MIGA) in your country?					
	Yes			No		
	N	Mean	SD	N	Mean	SD
Overall, please rate your impression of the World Bank Group's effectiveness in Tanzania.*	75	7.87	1.73	155	7.06	2.26

(1-Not effective at all, 10-Very effective) \*Significantly different between collaborators and non-collaborators

	Currently, do you professionally collaborate/work with the World Bank Group (IDA, IFC, or MIGA) in your country?					
	Yes			No		
	N	Mean	SD	N	Mean	SD
To what extent do you believe the World Bank Group's staff is well prepared (e.g., skills and knowledge) to help Tanzania solve its most complicated development challenges?*	68	7.90	1.96	148	7.14	2.23

(1-To no degree at all, 10-To a very significant degree) \*Significantly different between collaborators and non-collaborators

<sup>18</sup> Only 242 respondents provided information about their level of collaboration with the World Bank Group (question H3 in the questionnaire). Therefore, only these respondents were included in the analysis presented in this appendix.



### B. Overall Attitudes toward the World Bank Group (continued)

When thinking about how the World Bank Group can have the most impact on development results in Tanzania, in which sectoral areas do you believe the World Bank Group should focus most of its resources (financial and knowledge services) in Tanzania? (Choose no more than THREE)

Percentage of Respondents (Responses combined)	Collaborating with the WBG	Not collaborating with the WBG
Pollution	1.4%	3.1%
Water and sanitation	6.8%	8.6%
Energy	38.4%	45.1%
Job creation/employment	23.3%	27.2%
Health*	28.8%	47.5%
Financial inclusion	8.2%	9.9%
Social protection (e.g., conditional cash transfers)*	15.1%	4.3%
Gender equity	0.0%	1.9%
Private sector development	2.7%	3.7%
Education	19.2%	11.7%
Public sector governance/reform	0.0%	4.3%
Global/regional integration	0.0%	0.0%
Judiciary reform*	2.7%	0.0%
Urban development	0.0%	0.0%
Food security	4.1%	4.9%
Economic growth*	39.7%	22.2%
Disaster risk management	6.8%	9.3%
Equality of opportunity (i.e., social inclusion)	8.2%	9.9%
Information and communications technology	8.2%	14.2%
Transport (e.g., roads, bridges, transportation)*	42.5%	25.9%
Agriculture and rural development	34.2%	39.5%
Trade and exports	1.4%	0.0%
Crime and violence	0.0%	0.0%
Natural resource management*	4.1%	0.0%
Climate change (e.g., mitigation, adaptation)	0.0%	0.0%
Poverty reduction	2.7%	1.9%
Anti corruption	0.0%	0.6%

\*Significantly different between collaborators and non-collaborators

How EFFECTIVE do you believe the following World Bank Group's instruments are in supporting Tanzania Government's efforts to reduce poverty? (1-Not effective at all, 10-Very effective)

	Currently, do you professionally collaborate/work with the World Bank Group (IDA, IFC, or MIGA) in your country?					
	Yes			No		
	N	Mean	SD	N	Mean	SD
Investment Project Financing (IPF)	55	6.91	1.79	113	6.61	2.21
Development Policy Financing (DPF)	48	6.85	1.62	100	6.57	2.16
Program-for-Results Financing (PforR)	47	6.79	1.91	99	6.98	2.01
Trust funds and grants	45	7.27	1.84	96	6.60	2.12
Guarantees	40	7.15	2.13	83	6.76	2.38
IFC Investment Services	41	6.95	2.46	93	7.23	2.04
IFC Advisory Services	41	6.78	2.35	90	7.30	2.11

**B. Overall Attitudes toward the World Bank Group (continued)****To what extent do you agree with the following statements about the World Bank Group's work in Tanzania?***(1-Strongly disagree, 10-Strongly agree)*

	Currently, do you professionally collaborate/work with the World Bank Group (IDA, IFC, or MIGA) in your country?					
	Yes			No		
	N	Mean	SD	N	Mean	SD
Overall the World Bank Group currently plays a relevant role in development in Tanzania*	74	7.45	1.61	152	6.89	2.08
The World Bank Group's work is aligned with what I consider the development priorities for Tanzania	75	7.45	1.96	152	7.07	2.38

*\*Significantly different between collaborators and non-collaborators***To what extent is the World Bank Group an effective development partner in Tanzania, in terms of each of the following?***(1-To no degree at all, 10-To a very significant degree)*

	Currently, do you professionally collaborate/work with the World Bank Group (IDA, IFC, or MIGA) in your country?					
	Yes			No		
	N	Mean	SD	N	Mean	SD
Responsiveness to needs	73	6.70	1.93	133	6.16	2.18
Flexibility (in terms of the institution's products and services)	71	6.56	2.20	128	6.31	2.23
Flexibility (in terms of changing country circumstances)	72	6.57	2.17	126	6.39	2.24
Being inclusive	68	6.21	2.13	135	5.93	2.38
Openness (sharing data and other information)	73	6.99	2.00	138	6.93	2.24
Collaboration with the Government	72	8.03	1.73	142	7.81	1.79
The speed in which it gets things accomplished on the ground	70	7.17	2.29	140	6.60	2.26
Helping to bring discipline/effective supervision to implementation of investment projects*	74	7.69	1.74	143	6.87	1.99
Collaboration with civil society	50	6.76	1.94	130	6.43	2.21
Staff accessibility	71	6.92	2.42	131	6.26	2.53
Collaboration with other donors and development partners	68	7.26	2.11	126	6.87	2.03
Collaboration with the private sector	63	6.83	1.95	130	6.38	2.02
Straightforwardness and honesty	71	7.30	2.13	133	6.93	2.29
Treating clients and stakeholders in Tanzania with respect	72	7.72	1.78	141	7.28	2.08
Being a long-term partner	61	8.07	1.81	146	7.49	2.30

*\*Significantly different between collaborators and non-collaborators*



### C. World Bank Group's Effectiveness and Results

In your opinion, how IMPORTANT is it for the World Bank Group to be involved in the following areas of development in Tanzania? (1-Not effective at all, 10-Very effective)

	Currently, do you professionally collaborate/work with the World Bank Group (IDA, IFC, or MIGA) in your country?					
	Yes			No		
	N	Mean	SD	N	Mean	SD
Social protection (e.g., conditional cash transfers)*	63	7.71	1.80	144	6.87	2.34
Gender equity*	74	7.81	2.02	146	7.19	2.28
Private sector development*	74	8.55	1.47	156	7.87	2.04
Education	72	9.00	1.38	150	8.53	2.04
Public sector governance/reform*	76	8.55	1.55	154	7.89	1.98
Global/regional integration	70	7.44	2.05	147	7.29	2.16
Food security	70	7.70	1.91	154	7.75	2.01
Urban development*	74	8.47	1.62	152	7.45	1.96
Energy*	74	8.69	1.65	152	8.17	1.74
Water and sanitation*	74	8.64	1.64	154	8.01	1.87
Pollution*	65	8.02	2.05	152	7.37	2.08
Job creation/employment*	74	8.61	1.55	151	8.05	1.91
Health	74	8.68	1.61	155	8.34	1.75
Financial inclusion	59	7.85	1.58	151	7.95	1.85
Transport (e.g., roads, bridges, transportation)*	75	9.07	1.44	157	8.09	1.86
Agriculture and rural development	75	8.53	1.65	154	8.44	1.74
Trade and exports	60	7.33	1.93	152	7.63	1.96
Crime and violence	67	6.96	2.47	147	6.68	2.36
Natural resource management*	70	8.14	2.04	153	7.53	2.09
Climate change (e.g., mitigation, adaptation)*	70	8.03	1.88	155	7.49	1.87
Poverty reduction*	74	8.92	1.44	156	8.25	1.92
Anti corruption	71	7.92	1.93	152	7.63	2.24
Judiciary reform	67	7.60	2.17	153	7.21	2.40
Economic growth*	75	9.00	1.59	154	8.45	1.59
Disaster risk management	67	7.82	2.11	153	7.61	2.13
Equality of opportunity (i.e., social inclusion)	71	8.10	1.91	153	7.78	2.07
Information and communications technology	69	8.35	1.97	152	8.05	2.00

\*Significantly different between collaborators and non-collaborators

**C. World Bank Group's Effectiveness and Results (continued)**

How **EFFECTIVE** do you believe the World Bank Group is in terms of the work it does in the following areas of development in Tanzania? (1-Not effective at all, 10-Very effective)

	Currently, do you professionally collaborate/work with the World Bank Group (IDA, IFC, or MIGA) in your country?					
	Yes			No		
	N	Mean	SD	N	Mean	SD
Social protection (e.g., conditional cash transfers)*	53	7.53	1.93	111	6.55	2.45
Gender equity	49	6.90	2.21	116	7.10	2.12
Private sector development	51	6.94	2.16	128	7.27	2.18
Education	60	7.75	1.89	136	7.60	2.16
Public sector governance/reform	57	7.47	1.93	133	7.05	2.24
Global/regional integration	45	7.36	2.35	113	6.80	2.20
Food security	46	6.83	2.11	121	6.95	2.18
Urban development*	63	7.98	1.59	126	7.15	2.00
Energy	58	7.59	1.73	127	7.39	2.02
Water and sanitation	54	7.63	1.61	125	7.25	2.36
Pollution	45	6.84	2.37	113	6.66	2.20
Job creation/employment	61	7.10	1.77	124	6.62	2.43
Health	55	7.65	1.87	127	7.40	1.93
Financial inclusion	49	7.73	1.98	132	7.48	2.00
Transport (e.g., roads, bridges, transportation)*	65	8.31	1.51	137	7.63	1.94
Agriculture and rural development	60	6.88	2.14	132	7.25	2.01
Trade and exports	48	6.81	2.18	119	6.87	2.00
Crime and violence	42	6.62	2.60	107	6.26	2.44
Natural resource management	50	7.10	2.04	120	6.66	2.22
Climate change (e.g., mitigation, adaptation)	46	7.00	2.08	123	6.89	2.19
Poverty reduction	72	7.69	1.63	139	7.40	2.11
Anti corruption	55	7.67	2.13	117	6.98	2.66
Judiciary reform	43	6.65	2.52	116	6.35	2.68
Economic growth	72	7.88	1.53	137	7.62	2.17
Disaster risk management	43	6.72	2.22	113	6.55	2.55
Equality of opportunity (i.e., social inclusion)*	53	7.43	2.21	118	6.67	2.29
Information and communications technology	50	7.74	1.72	117	7.21	2.17

\*Significantly different between collaborators and non-collaborators



**C. World Bank Group's Effectiveness and Results (continued)**

	Currently, do you professionally collaborate/work with the World Bank Group (IDA, IFC, or MIGA) in your country?					
	Yes			No		
	N	Mean	SD	N	Mean	SD
To what extent does the World Bank Group's work help to achieve development results in Tanzania?	73	7.75	1.54	151	7.27	1.95

(1-To no degree at all, 10-To a very significant degree)

**To what extent do you agree with the following statements about the World Bank Group in Tanzania?**

(1-Strongly disagree, 10-Strongly agree)

	Currently, do you professionally collaborate/work with the World Bank Group (IDA, IFC, or MIGA) in your country?					
	Yes			No		
	N	Mean	SD	N	Mean	SD
The World Bank Group's financial instruments (i.e., investment lending, Development Policy Loan, Trust Funds, Program-for-Results, etc.) meet the needs of Tanzania	76	6.62	1.37	149	6.21	1.93
The World Bank Group meets Tanzania's needs for knowledge services (e.g., research, analysis, data, technical assistance)	71	6.89	1.89	148	6.58	2.00



### D. The World Bank Group's Knowledge Work and Activities

In Tanzania, to what extent do you believe that the World Bank Group's knowledge work and activities:

(1-To no degree at all, 10-To a very significant degree)

	Currently, do you professionally collaborate/work with the World Bank Group (IDA, IFC, or MIGA) in your country?					
	Yes			No		
	N	Mean	SD	N	Mean	SD
Are timely*	73	7.60	1.49	130	6.66	1.97
Include appropriate level of stakeholder involvement during preparation*	71	7.21	2.16	141	6.23	2.09
Lead to practical solutions*	71	7.41	2.18	136	6.48	2.13
Are accessible (well written and easy to understand)*	72	7.65	2.07	141	6.52	2.17
Are source of relevant information on global good practices*	70	7.84	1.66	150	7.02	2.01
Are relevant to country challenges*	74	7.61	1.69	150	6.73	2.15
Are adequately disseminated*	60	6.73	2.02	143	5.90	2.24
Are translated enough into local language*	65	5.22	2.63	131	6.08	2.43
Are adaptable to Tanzania's specific development challenges and country circumstances*	69	7.19	2.02	144	6.47	2.32

\*Significantly different between collaborators and non-collaborators

	Currently, do you professionally collaborate/work with the World Bank Group (IDA, IFC, or MIGA) in your country?					
	Yes			No		
	N	Mean	SD	N	Mean	SD
Overall, how significant a contribution do you believe the World Bank Group's knowledge work and activities make to development results in your country?	75	7.79	1.66	156	7.50	1.86
Overall, how would you rate the technical quality of the World Bank Group's knowledge work and activities?	74	7.97	1.35	147	7.67	1.77

(1-Not significant at all, 10-Very significant; 1-Very low technical quality, 10-Very high technical quality)

**E. Working with the World Bank Group**

To what extent do you agree/disagree with the following statements? (1-Strongly disagree, 10-Strongly agree)

	Currently, do you professionally collaborate/work with the World Bank Group (IDA, IFC, or MIGA) in your country?					
	Yes			No		
	N	Mean	SD	N	Mean	SD
The World Bank Group disburses funds promptly*	60	7.43	2.24	124	6.03	2.16
The World Bank Group effectively monitors and evaluates the projects and programs it supports*	67	7.79	2.02	141	6.74	2.12
The World Bank Group's approvals and reviews are done in a timely fashion*	68	7.41	2.17	122	6.53	2.07
The World Bank Group's "Safeguard Policy" requirements are reasonable	53	6.91	2.08	110	6.31	2.20
The World Bank Group's conditions on its lending are reasonable	58	6.34	2.20	121	5.75	2.47
The World Bank Group takes decisions quickly in Tanzania*	59	6.92	2.37	129	6.02	2.09
Working with the World Bank Group increases Tanzania's institutional capacity	67	7.12	2.21	141	6.76	2.22
Where country systems (e.g., procurement, financial management, etc.) are adequate, the World Bank Group makes appropriate use of them*	59	7.59	2.31	116	6.77	2.16
The World Bank Group provides effective implementation support (i.e., supervision of projects)*	67	7.75	2.00	138	6.80	2.02

\*Significantly different between collaborators and non-collaborators

	Currently, do you professionally collaborate/work with the World Bank Group (IDA, IFC, or MIGA) in your country?					
	Yes			No		
	N	Mean	SD	N	Mean	SD
To what extent do you believe that the World Bank Group's work helps to find solutions that promote private public partnerships in Tanzania?	66	6.74	2.05	145	6.86	1.92

(1-To no degree at all, 10-To a very significant degree)

	Currently, do you professionally collaborate/work with the World Bank Group (IDA, IFC, or MIGA) in your country?					
	Yes			No		
	N	Mean	SD	N	Mean	SD
To what extent do you believe the World Bank Group measures and corrects its work in real time in Tanzania?	48	7.31	2.17	132	7.13	1.86

(1-To no degree at all, 10-To a very significant degree)

**G. Communication and Information Sharing**

Please rate how much you agree with the following statements. (1-Strongly disagree, 10-Strongly agree)

	Currently, do you professionally collaborate/work with the World Bank Group (IDA, IFC, or MIGA) in your country?					
	Yes			No		
	N	Mean	SD	N	Mean	SD
I find the World Bank Group's websites easy to navigate.	58	7.16	1.64	129	6.81	2.24
I find the information on the World Bank Group's websites useful.*	58	8.05	1.36	133	7.16	2.12
The World Bank Group's social media channels (e.g., blogs, Facebook, Twitter, YouTube, Flickr) are valuable sources of information about the institution	47	7.51	1.93	122	7.03	2.00
When I need information from the World Bank Group I know how to find it.*	68	7.46	1.94	130	6.27	2.46
The World Bank Group is responsive to my information requests and inquiries.*	56	7.63	2.10	117	6.35	2.29

\*Significantly different between collaborators and non-collaborators



## Appendix E: Responses to Selected Questions by Year<sup>19</sup>

*All data presented in this appendix are weighted. As a result, means of the FY 2017 data and the total number of respondents indicated will be slightly different from the aggregated responses in Appendix A. Similarly, responses from FY 2014 respondents and the total number of respondents indicated may differ from those reported in the FY 2014 COS report.*

- FY 2017 Number of comparable respondents = 239
- FY 2014 Number of comparable respondents = 257

*By weighting, the FY 2017 and FY 2014 samples have the same stakeholder composition and thus are comparable. The weighted percentage of a stakeholder group is determined by the extent to which the World Bank Group interacts with them in the country and the percentage this group usually makes up in the past aggregated annual global data. The weighted stakeholder breakdown is presented below:*

Percentage of Respondents	FY 2014	FY 2017
Office of the President/ Prime Minister/ Minister	5%	5%
Office of Parliamentarian	5%	5%
Government Institutions	25%	25%
Local Government	5%	5%
Bilateral/Multilateral Agency	10%	10%
CSO	20%	20%
Private Sector	15%	15%
Academia/ Research Institute/ Think Tank	10%	10%
Media	5%	5%

### A. General Issues facing Tanzania

**In general would you say that Tanzania is headed in...?**

Percentage of Respondents	FY 2014	FY 2017
The right direction	74.8%	70.5%
The wrong direction	14.2%	14.5%
Not sure	11.0%	15.0%

### B. Overall Attitudes toward the World Bank Group

	year					
	FY 2014			FY 2017		
	N	Mean	SD	N	Mean	SD
How familiar are you with the work of the World Bank Group in Tanzania?	254	6.34	2.16	235	6.65	2.18

(1-Not familiar at all, 10-Extremely familiar)

	year					
	FY 2014			FY 2017		
	N	Mean	SD	N	Mean	SD
Overall, please rate your impression of the World Bank Group's effectiveness in Tanzania.*	230	6.69	2.13	228	7.34	2.06

(1-Not effective at all, 10-Very effective) \*Significantly different between FY2017 and FY2014

	year					
	FY 2014			FY 2017		
	N	Mean	SD	N	Mean	SD
To what extent do you believe the World Bank Group's staff is well prepared (e.g., skills and knowledge) to help Tanzania solve its most complicated development challenges?	231	7.00	2.20	211	7.35	2.09

(1-To no degree at all, 10-To a very significant degree)

<sup>19</sup> Only those questions that were asked in the FY 2014 and FY 2017 country opinion surveys, with similar response scales/options, are presented in this appendix.

**B. Overall Attitudes toward the World Bank Group (continued)**

To what extent do you agree with the following statements about the World Bank Group's work in Tanzania?

(1-Strongly disagree, 10-Strongly agree)

	year					
	FY 2014			FY 2017		
	N	Mean	SD	N	Mean	SD
Overall the World Bank Group currently plays a relevant role in development in Tanzania	229	7.07	2.23	228	7.01	1.95
The World Bank Group's work is aligned with what I consider the development priorities for Tanzania	237	6.81	2.20	226	7.16	2.23

To what extent is the World Bank Group an effective development partner in Tanzania, in terms of each of the following?

(1-To no degree at all, 10-To a very significant degree)

	year					
	FY 2014			FY 2017		
	N	Mean	SD	N	Mean	SD
Responsiveness to needs	211	6.49	2.23	207	6.41	2.06
Flexibility (in terms of the institution's products and services)	194	6.08	2.02	202	6.45	2.17
Flexibility (in terms of changing country circumstances)	213	6.24	2.17	201	6.42	2.18
Being inclusive	203	6.20	2.08	198	5.96	2.24
Openness (sharing data and other information)	222	7.09	2.23	210	6.93	2.13
Collaboration with the Government	231	7.94	1.87	216	7.75	1.84
The speed in which it gets things accomplished on the ground*	218	6.29	1.89	215	6.78	2.28
Helping to bring discipline/effective supervision to implementation of investment projects				221	7.09	1.96
Collaboration with civil society				179	6.47	2.22
Staff accessibility	213	6.71	2.11	207	6.51	2.44
Collaboration with other donors and development partners*	209	7.38	2.07	198	6.94	2.05
Collaboration with the private sector				189	6.50	2.04
Straightforwardness and honesty	205	6.87	2.19	206	6.99	2.22
Treating clients and stakeholders in Tanzania with respect*	222	7.00	2.31	215	7.41	2.02
Being a long-term partner	220	7.64	2.07	205	7.67	2.12

\*Significantly different between FY2017 and FY2014



### C. World Bank Group's Effectiveness and Results

How EFFECTIVE do you believe the World Bank Group is in terms of the work it does in the following areas of development in Tanzania? (1-Not effective at all, 10-Very effective)

	year					
	FY 2014			FY 2017		
	N	Mean	SD	N	Mean	SD
Social protection (e.g., conditional cash transfers)	171	6.81	2.24	166	6.88	2.33
Gender equity*	177	6.63	1.86	162	7.09	2.14
Private sector development				178	7.15	2.22
Education	204	7.55	2.14	200	7.66	2.00
Public sector governance/reform	196	7.25	2.31	195	7.26	2.17
Global/regional integration	166	6.83	2.31	158	6.90	2.31
Food security	178	6.89	2.21	162	6.92	2.16
Urban development	179	7.14	2.06	182	7.40	1.96
Energy	189	7.60	1.94	177	7.50	1.92
Water and sanitation	187	7.14	2.26	174	7.32	2.19
Pollution				158	6.72	2.24
Job creation/employment	166	6.74	2.29	187	6.79	2.21
Health	194	7.53	2.14	181	7.42	1.98
Financial inclusion				178	7.55	1.98
Transport (e.g., roads, bridges, transportation)*	193	7.36	2.03	203	7.91	1.91
Agriculture and rural development				194	7.15	2.02
Trade and exports	165	6.78	2.23	165	6.87	2.04
Crime and violence	139	6.38	2.43	149	6.39	2.48
Natural resource management	175	7.10	2.31	169	6.75	2.21
Climate change (e.g., mitigation, adaptation)				166	6.80	2.13
Poverty reduction	202	7.50	2.16	210	7.50	1.99
Anti corruption*	149	5.40	2.51	174	7.17	2.51
Judiciary reform				155	6.47	2.54
Economic growth	206	7.48	2.06	209	7.76	1.93
Disaster risk management	149	6.78	2.21	154	6.55	2.50
Equality of opportunity (i.e., social inclusion)	162	6.81	2.22	171	6.90	2.30
Information and communications technology*	163	6.86	2.35	168	7.42	2.20

\*Significantly different between FY2017 and FY2014

**C. World Bank Group's Effectiveness and Results (continued)**

	year					
	FY 2014			FY 2017		
	N	Mean	SD	N	Mean	SD
To what extent does the World Bank Group's work help to achieve development results in Tanzania?	241	7.12	1.99	223	7.46	1.84

(1-To no degree at all, 10-To a very significant degree)

**To what extent do you agree with the following statements about the World Bank Group in Tanzania?**

(1-Strongly disagree, 10-Strongly agree)

	year					
	FY 2014			FY 2017		
	N	Mean	SD	N	Mean	SD
The World Bank Group's financial instruments (i.e., investment lending, Development Policy Loan, Trust Funds, Program-for-Results, etc.) meet the needs of Tanzania	217	6.48	2.13	228	6.36	1.77
The World Bank Group meets Tanzania's needs for knowledge services (e.g., research, analysis, data, technical assistance)	208	6.44	2.03	220	6.79	1.96



**D. The World Bank Group's Knowledge Work and Activities****How frequently do you consult World Bank Group's knowledge work and activities in the work you do?**

Percentage of Respondents	FY 2014	FY 2017
Weekly	11.0%	8.6%
Monthly	24.1%	16.4%
A few times a year	33.8%	34.9%
Rarely	17.3%	27.2%
Never	13.9%	12.9%

**In Tanzania, to what extent do you believe that the World Bank Group's knowledge work and activities:***(1-To no degree at all, 10-To a very significant degree)*

	year					
	FY 2014			FY 2017		
	N	Mean	SD	N	Mean	SD
Are timely	196	6.58	1.95	208	6.92	1.89
Include appropriate level of stakeholder involvement during preparation	184	6.37	1.93	210	6.51	2.18
Lead to practical solutions	205	6.74	1.84	204	6.73	2.23
Are accessible (well written and easy to understand)	207	7.09	1.99	212	6.83	2.22
Are source of relevant information on global good practices	213	7.45	1.88	220	7.16	1.92
Are relevant to country challenges				225	7.01	2.04
Are adequately disseminated*	203	6.80	2.11	203	6.08	2.21
Are translated enough into local language	173	5.67	2.23	197	5.81	2.46
Are adaptable to Tanzania's specific development challenges and country circumstances	219	6.84	2.03	214	6.60	2.28

*\*Significantly different between FY2017 and FY2014*

	year					
	FY 2014			FY 2017		
	N	Mean	SD	N	Mean	SD
Overall, how significant a contribution do you believe the World Bank Group's knowledge work and activities make to development results in your country?*	229	7.21	1.86	230	7.59	1.82
Overall, how would you rate the technical quality of the World Bank Group's knowledge work and activities?	236	7.52	1.83	223	7.71	1.74

*(1-Not significant at all, 10-Very significant; 1-Very low technical quality, 10-Very high technical quality)**\*Significantly different between FY2017 and FY2014*

**E. Working with the World Bank Group**

To what extent do you agree/disagree with the following statements? (1-Strongly disagree, 10-Strongly agree)

	year					
	FY 2014			FY 2017		
	N	Mean	SD	N	Mean	SD
The World Bank Group disburses funds promptly	202	6.55	2.39	189	6.39	2.25
The World Bank Group effectively monitors and evaluates the projects and programs it supports	222	7.42	1.85	209	7.09	2.05
The World Bank Group's approvals and reviews are done in a timely fashion	213	6.61	2.22	193	6.89	2.10
The World Bank Group's "Safeguard Policy" requirements are reasonable	175	6.49	2.19	165	6.59	2.12
The World Bank Group's conditions on its lending are reasonable				180	5.87	2.34
The World Bank Group takes decisions quickly in Tanzania	199	6.49	2.20	193	6.29	2.19
Working with the World Bank Group increases Tanzania's institutional capacity	207	7.26	2.06	209	6.88	2.18
Where country systems (e.g., procurement, financial management, etc.) are adequate, the World Bank Group makes appropriate use of them	190	7.14	2.12	176	7.05	2.15
The World Bank Group provides effective implementation support (i.e., supervision of projects)	213	7.06	2.14	208	7.19	1.97

**F. The Future Role of the World Bank Group in Tanzania**

When considering the combination of services that the World Bank Group offers in Tanzania, and taking into account its limited level of resources, which ONE of the following do you believe the World Bank Group should offer more of in Tanzania?\*

Percentage of Respondents	FY 2014	FY 2017
Financial services	30.1%	44.2%
Knowledge products	25.7%	20.2%
Convening services	4.4%	11.6%
None of the above	2.4%	5.2%
The combination is appropriate for Tanzania	34.1%	15.9%
Don't know	3.2%	3.0%

\*Significantly different between FY2017 and FY2014

**G. Communication and Information Sharing**

Are you aware of the World Bank Group's Access to Information Policies under which the World Bank Group discloses any information in its possession that is not on a list of exceptions?\*

Percentage of Respondents	FY 2014	FY 2017
Yes	29.3%	40.6%
No	70.7%	59.4%

\*Significantly different between FY2017 and FY2014

Do you have reliable access to the Internet?

Percentage of Respondents	FY 2014	FY 2017
Yes	80.3%	86.3%
No	19.7%	13.7%

Do you use/have you used the World Bank Group website?\*

Percentage of Respondents	FY 2014	FY 2017
Yes	80.2%	67.5%
No	19.8%	32.5%

\*Significantly different between FY2017 and FY2014

Which Internet connection do you use primarily when visiting a World Bank Group website?\*

Percentage of Respondents	FY 2014	FY 2017
High speed/WiFi	76.1%	86.5%
Dial-up	23.9%	13.5%

\*Significantly different between FY2017 and FY2014

Please rate how much you agree with the following statements. (1-Strongly disagree, 10-Strongly agree)

	year					
	FY 2014			FY 2017		
	N	Mean	SD	N	Mean	SD
I find the World Bank Group's websites easy to navigate.	218	6.84	2.43	189	6.91	2.14
I find the information on the World Bank Group's websites useful.	212	7.56	1.95	192	7.45	1.97
The World Bank Group's social media channels (e.g., blogs, Facebook, Twitter, YouTube, Flickr) are valuable sources of information about the institution*	148	6.24	2.86	162	7.15	2.05
When I need information from the World Bank Group I know how to find it.	215	6.92	2.73	200	6.71	2.31
The World Bank Group is responsive to my information requests and inquiries.	187	6.47	2.70	170	6.74	2.34

\*Significantly different between FY2017 and FY2014



## Appendix F: Indicator Questions as a Function of Exposure to the World Bank Group

Indicator Question	Currently, do you professionally collaborate/work with the World Bank Group in your country?		Which of the following describes most of your exposure to the World Bank Group in Tanzania? (Choose no more than TWO)									
	Not collaborating with the WBG	Collaborating with the WBG	Observer		Use WBG reports/data		Engage in WBG activities		Collaborate		Use WBG website	
			No Mean	Yes Mean	No Mean	Yes Mean	No Mean	Yes Mean	No Mean	Yes Mean	No Mean	Yes Mean
Overall, please rate your impression of the World Bank Group's effectiveness in Tanzania.	7.06	7.87	7.64	7.02	7.41	7.39	7.43	7.29	7.27	7.80	7.33	7.55
Overall the World Bank Group currently plays a relevant role in development in Tanzania	6.89	7.45	7.32	6.61	7.26	6.74	6.99	7.28	6.86	7.62	6.98	7.21
The World Bank Group's work is aligned with what I consider the development priorities for Tanzania	7.07	7.45	7.42	6.88	7.39	6.96	7.21	7.24	6.99	7.87	7.23	7.18
Responsiveness to needs	6.16	6.70	6.63	6.08	6.55	6.22	6.35	6.68	6.27	6.80	6.40	6.46
Flexibility (in terms of the institution's products and services)	6.31	6.56	6.74	6.09	6.51	6.44	6.53	6.31	6.43	6.63	6.42	6.64
Flexibility (in terms of changing country circumstances)	6.39	6.57	6.72	6.17	6.47	6.56	6.54	6.36	6.47	6.58	6.42	6.71
Being inclusive	5.93	6.21	6.17	6.08	6.25	5.96	6.15	6.07	6.23	5.89	6.03	6.38
Openness (sharing data and other information)	6.93	6.99	7.18	6.84	7.08	7.00	7.02	7.13	7.13	6.82	6.96	7.26
Collaboration with the Government	7.81	8.03	8.05	7.54	7.91	7.78	7.81	8.05	7.74	8.20	7.87	7.84
The speed in which it gets things accomplished on the ground	6.60	7.17	7.08	6.47	6.58	7.24	6.86	6.80	6.74	7.15	6.90	6.72
Helping to bring discipline/effective supervision to implementation of investment projects	6.87	7.69	7.43	6.85	7.02	7.51	7.18	7.33	7.15	7.40	7.25	7.13
Collaboration with civil society	6.43	6.76	6.57	6.68	6.78	6.34	6.51	6.97	6.67	6.40	6.62	6.60
Staff accessibility	6.26	6.92	6.74	6.25	6.62	6.44	6.55	6.53	6.56	6.53	6.49	6.70
Collaboration with other donors and development partners	6.87	7.26	7.30	6.62	6.86	7.24	7.01	7.07	6.99	7.12	7.00	7.09
Collaboration with the private sector	6.38	6.83	6.50	6.68	6.55	6.60	6.64	6.32	6.57	6.54	6.60	6.51
Straightforwardness and honesty	6.93	7.30	7.36	6.72	6.92	7.39	7.12	7.10	6.99	7.44	7.05	7.28
Treating clients and stakeholders in Tanzania with respect	7.28	7.72	7.58	7.11	7.23	7.64	7.39	7.42	7.21	7.91	7.44	7.30
Being a long-term partner	7.49	8.07	7.74	7.55	7.70	7.60	7.55	8.09	7.61	7.87	7.60	7.80
To what extent does the World Bank Group's work help to achieve development results in Tanzania?	7.27	7.75	7.54	7.35	7.56	7.33	7.43	7.60	7.40	7.67	7.43	7.55
The World Bank Group's financial instruments (i.e., investment lending, Development Policy Loan, Trust Funds, Program-for-Results, etc.) meet the needs of Tanzania	6.21	6.62	6.50	6.11	6.34	6.38	6.25	6.73	6.30	6.50	6.39	6.28
The World Bank Group meets Tanzania's needs for knowledge services (e.g., research, analysis, data, technical assistance)	6.58	6.89	6.66	6.77	6.92	6.37	6.51	7.35	6.78	6.47	6.72	6.66
The World Bank Group's knowledge work and activities are adaptable to Tanzania's specific development challenges and country circumstances	6.47	7.19	6.69	6.66	6.63	6.75	6.59	7.02	6.57	7.02	6.81	6.42
Overall, how significant a contribution do you believe the World Bank Group's knowledge work and activities make to development results in your country?	7.50	7.79	7.52	7.76	7.66	7.54	7.59	7.69	7.61	7.63	7.69	7.45
Overall, how would you rate the technical quality of the World Bank Group's knowledge work and activities?	7.67	7.97	7.82	7.49	7.91	7.38	7.61	8.00	7.63	7.89	7.69	7.72
The World Bank Group takes decisions quickly in Tanzania	6.02	6.92	6.41	6.12	6.27	6.35	6.17	6.76	6.13	6.88	6.51	5.87
Where country systems (e.g., procurement, financial management, etc.) are adequate, the World Bank	6.77	7.59	7.23	6.88	6.93	7.33	7.08	7.15	6.94	7.56	7.06	7.17

Yellow highlight indicates significant difference between Yes and No means.



## Appendix G: Tanzania FY 2017 Questionnaire



### **World Bank Group Country Survey FY 2017 – Tanzania**

The World Bank Group is interested in gauging the views of clients and partners who are either involved in development in Tanzania or who observe activities related to social and economic development. The following survey will give the World Bank Group's team that works in Tanzania, greater insight into how the Bank's work is perceived. This is one tool the World Bank Group uses to assess the views of its stakeholders, and to develop more effective strategies that support development in Tanzania.

A local independent firm has been hired to oversee the logistics of this survey. This ensures anonymity and confidentiality. We hope you'll be candid.

Finally, the survey relates to the World Bank Group's work. The World Bank Group consists of International Bank for Reconstruction and Development (IBRD), International Development Association (IDA), International Finance Corporation (IFC), Multilateral Investment Guarantee Agency (MIGA), and International Centre for the Settlement of Investment Disputes (ICSID). When responding to the survey, please consider the area of the World Bank Group with which you are most familiar.

**To complete the survey, please circle/check the response that most accurately reflects your opinion. If you prefer not to answer a question, please leave it blank. If you feel that you do not have an adequate amount of information on a subject, please check "Don't know".**

**PLEASE NOTE: IN SOME CASES THE SURVEY WILL ASK FOR A SPECIFIC NUMBER OF RESPONSES. PLEASE DO NOT CHOOSE ANY MORE THAN REQUESTED. IF MORE RESPONSES ARE CHOSEN, DATA CANNOT BE INCLUDED IN ANALYSIS.**

#### **SECTION A: GENERAL ISSUES FACING TANZANIA**

<b>A1. In general would you say that Tanzania is headed in ... ?</b>	
1	The right direction
2	The wrong direction
3	Not sure

**SECTION A: GENERAL ISSUES**

<b>A2. Listed below are a number of development priorities in Tanzania.</b>			
<b>Please identify which of the following you consider the most important development priorities in Tanzania. (Choose no more than THREE)</b>			
1	Natural resource management	15	Transport (e.g., roads, bridges, transportation)
2	Gender equity	16	Agriculture and rural development
3	Private sector development	17	Trade and exports
4	Education	18	Crime and violence
5	Pollution	19	Social protection (e.g., conditional cash transfers)
6	Global/regional integration	20	Climate change (e.g., mitigation, adaptation)
7	Food security	21	Poverty reduction
8	Urban development	22	Anti corruption
9	Energy	23	Judiciary reform
10	Water and sanitation	24	Economic growth
11	Public sector governance/reform (i.e., government effectiveness, public financial management, public expenditure, fiscal system reform)	25	Disaster risk management
12	Job creation/employment	26	Equality of opportunity (i.e., social inclusion)
13	Health	27	Information and communications technology
14	Financial inclusion		

<b>A3. Poverty reduction is a broad term that encompasses work in many different areas.</b>			
<b>Which THREE areas of development listed below do you believe would contribute most to reducing poverty in Tanzania? (Choose no more than THREE)</b>			
1	Water and sanitation	14	Economic growth
2	Disaster risk management	15	Pollution
3	Equality of opportunity (i.e., social inclusion)	16	Job creation/employment
4	Gender equity	17	Health
5	Social protection (e.g., conditional cash transfers)	18	Financial inclusion
6	Agriculture and rural development	19	Public sector governance/reform (i.e., government effectiveness, public financial management, public expenditure, fiscal system reform)
7	Trade and exports	20	Information and communications technology
8	Crime and violence	21	Private sector development
9	Climate change (e.g., mitigation, adaptation)	22	Education
10	Transport (e.g., roads, bridges, transportation)	23	Global/regional integration
11	Energy	24	Food security
12	Anti corruption	25	Urban development
13	Judiciary reform	26	Natural resource management

**SECTION A: GENERAL ISSUES**

**A4. The World Bank Group's "Shared Prosperity" goal captures two key elements, economic growth and equity. It will seek to foster income growth among the bottom 40 percent of a country's population. Improvement in the Shared Prosperity Indicator requires growth and well-being of the less well-off. When thinking about the idea of "shared prosperity" in your country, which of the following TWO best illustrate how this would be achieved in Tanzania? (Choose no more than TWO)**

1	More reliable social safety net
2	Better entrepreneurial opportunities (i.e., to start small and medium sized businesses)
3	A growing middle class
4	Better opportunity for the poor who live in rural areas
5	Better opportunity for the poor who live in urban areas
6	Consistent economic growth
7	Greater access to health and nutrition for citizens
8	Greater access to micro-finance for the poor
9	Greater voice and participation for citizens to help ensure greater accountability
10	Education and training that better ensure job opportunity
11	Better quality public services
12	Better employment opportunities for young people
13	Better employment opportunities for women
14	Other (please specify): _____

**SECTION A: GENERAL ISSUES**

**A5. Do you think the gap between the rich and the poor is a very big problem, a moderately big problem, a small problem or not a problem at all in Tanzania? (Select only ONE response)**

1	A very big problem
2	A moderately big problem
3	A small problem
4	Not a problem at all
5	Don't know

**A6. In your view, is climate change a very serious problem, somewhat serious, not too serious, or not a problem in your country? (Select only ONE response)**

1	A very serious problem
2	A somewhat serious problem
3	Not too serious problem
4	Not a problem
5	Don't know

**A7. In your view, is early childhood development (i.e. nutrition, growth, care, and education) a very important, moderately important, slightly important, or not an important development priority in Tanzania? (Select only ONE response)**

1	A very important development priority
2	A moderately important development priority
3	A slightly important development priority
4	Not an important development priority
5	Don't know



**SECTION B: OVERALL ATTITUDES TOWARD THE WORLD BANK GROUP**

<b>B1. How familiar are you with the work of the World Bank Group in Tanzania?</b>									
1	2	3	4	5	6	7	8	9	10
Not familiar at all									Extremely familiar

<b>B2. Overall, please rate your impression of the World Bank Group's effectiveness in Tanzania.</b>										
1	2	3	4	5	6	7	8	9	10	<input type="checkbox"/>
Not effective at all									Very effective	Don't know

<b>B3. To what extent do you believe the World Bank Group's staff is well prepared (e.g., skills and knowledge) to help Tanzania solve its most complicated development challenges?</b>										
1	2	3	4	5	6	7	8	9	10	<input type="checkbox"/>
To no degree at all									To a very significant degree	Don't know

<b>B4. When thinking about how the World Bank Group can have the most impact on development results in Tanzania, in which sectors do you believe the World Bank Group should focus most of its resources (financial and knowledge services) in Tanzania? (Choose no more than THREE)</b>			
1	Pollution	15	Food security
2	Water and sanitation	16	Economic growth
3	Energy	17	Disaster risk management
4	Job creation/employment	18	Equality of opportunity (i.e., social inclusion)
5	Health	19	Information and communications technology
6	Financial inclusion	20	Transport (e.g., roads, bridges, transportation)
7	Social protection (e.g., conditional cash transfers)	21	Agriculture and rural development
8	Gender equity	22	Trade and exports
9	Private sector development	23	Crime and violence
10	Education	24	Natural resource management
11	Public sector governance/reform (i.e., government effectiveness, public financial management, public expenditure, fiscal system reform)	25	Climate change (e.g., mitigation, adaptation)
12	Global/regional integration	26	Poverty reduction
13	Judiciary reform	27	Anti corruption
14	Urban development		

**SECTION B: OVERALL ATTITUDES TOWARD THE WORLD BANK GROUP**

<b>B5. When thinking about the World Bank Group's role, which activity do you believe is of greatest VALUE and which activity is of second greatest value in Tanzania?</b>			
		<b>Greatest Value (Choose only ONE)</b>	<b>Second Greatest Value (Choose only ONE)</b>
1	Bringing together different groups of stakeholders	<input type="checkbox"/>	<input type="checkbox"/>
2	Capacity development related to World Bank Group supported projects	<input type="checkbox"/>	<input type="checkbox"/>
3	Technical assistance	<input type="checkbox"/>	<input type="checkbox"/>
4	Policy advice, studies, analyses	<input type="checkbox"/>	<input type="checkbox"/>
5	Financial resources	<input type="checkbox"/>	<input type="checkbox"/>
6	Data and statistics	<input type="checkbox"/>	<input type="checkbox"/>
7	Promoting knowledge sharing	<input type="checkbox"/>	<input type="checkbox"/>
8	Implementation support	<input type="checkbox"/>	<input type="checkbox"/>
9	Mobilizing third party financial resources	<input type="checkbox"/>	<input type="checkbox"/>
10	Donor coordination	<input type="checkbox"/>	<input type="checkbox"/>
11	Other (please specify): _____	<input type="checkbox"/>	<input type="checkbox"/>

<b>B6. Which of the following do you identify as the World Bank Group's greatest WEAKNESSES in its work in Tanzania? (Choose no more than TWO)</b>	
1	Not aligned with country priorities
2	The credibility of its knowledge/data
3	Not exploring alternative policy options
4	Not willing to honestly criticize policies and reform efforts in the country
5	Staff too inaccessible
6	World Bank Group's processes too slow (e.g., too bureaucratic in its operational policies and procedures)
7	Not aligned with other donors' work
8	Not client focused
9	Not adequately sensitive to political/social realities in Tanzania
10	Too influenced by developed countries
11	World Bank Group's processes too complex
12	Not collaborating enough with stakeholders outside the Government
13	Its advice and strategies do not lend themselves to practical problem solving
14	Not enough public disclosure of its work
15	Arrogant in its approach
16	Other (please specify): _____
17	Don't know

**SECTION B: OVERALL ATTITUDES TOWARD THE WORLD BANK GROUP**

**B7. To what extent do you believe that the World Bank Group's work and support help the poorest in Tanzania? (Select only ONE response)**

1	To a fully sufficient degree
2	To a somewhat sufficient degree
3	To a somewhat insufficient degree
4	To a very insufficient degree
5	Don't know

**B8. How EFFECTIVE do you believe the following World Bank Group's instruments are in supporting the Tanzania Government's efforts to reduce poverty? (If you have NO exposure to/experience with the instruments listed below, please select "N/A")**

		Not effective at all										Very effective	N/A
		1	2	3	4	5	6	7	8	9	10		
1	Investment Project Financing (IPF)	1	2	3	4	5	6	7	8	9	10		<input type="checkbox"/>
2	Development Policy Financing (DPF)	1	2	3	4	5	6	7	8	9	10		<input type="checkbox"/>
3	Program-for-Results Financing (PforR)	1	2	3	4	5	6	7	8	9	10		<input type="checkbox"/>
4	Trust funds and grants	1	2	3	4	5	6	7	8	9	10		<input type="checkbox"/>
5	Guarantees	1	2	3	4	5	6	7	8	9	10		<input type="checkbox"/>
6	IFC Investment Services	1	2	3	4	5	6	7	8	9	10		<input type="checkbox"/>
7	IFC Advisory Services	1	2	3	4	5	6	7	8	9	10		<input type="checkbox"/>

**B9. In addition to the regular relations with the national government, which TWO of the following groups should the World Bank Group collaborate with more in your country? (Choose no more than TWO)**

1	Beneficiaries	7	Academia/think tanks/research institutes
2	Youth/university groups	8	Parliament
3	Private sector	9	Foundations
4	Local government	10	Media
5	Donor community	11	Other (please specify): _____
6	NGOs/Community Based Organizations	12	Don't know

**To what extent do you agree with the following statements about the World Bank Group's work in Tanzania?**

		Strongly disagree										Strongly agree	Don't know
		1	2	3	4	5	6	7	8	9	10		
<b>B10</b>	Overall the World Bank Group currently plays a relevant role in development in Tanzania	1	2	3	4	5	6	7	8	9	10		<input type="checkbox"/>
<b>B11</b>	The World Bank Group's work is aligned with what I consider the development priorities for Tanzania	1	2	3	4	5	6	7	8	9	10		<input type="checkbox"/>

**SECTION B: OVERALL ATTITUDES TOWARD THE WORLD BANK GROUP**

To what extent is the World Bank Group an effective development partner in Tanzania, in terms of each of the following?												
		To no degree at all					To a very significant degree					Don't know
		1	2	3	4	5	6	7	8	9	10	
<b>B12</b>	Responsiveness to needs											<input type="checkbox"/>
<b>B13</b>	Flexibility (in terms of the institution's products and services)											<input type="checkbox"/>
<b>B14</b>	Flexibility (in terms of changing country circumstances)											<input type="checkbox"/>
<b>B15</b>	Being inclusive											<input type="checkbox"/>
<b>B16</b>	Openness (sharing data and other information)											<input type="checkbox"/>
<b>B17</b>	Collaboration with the Government											<input type="checkbox"/>
<b>B18</b>	The speed in which it gets things accomplished on the ground											<input type="checkbox"/>
<b>B19</b>	Helping to bring discipline/effective supervision to implementation of investment projects											<input type="checkbox"/>
<b>B20</b>	Collaboration with civil society											<input type="checkbox"/>
<b>B21</b>	Staff accessibility											<input type="checkbox"/>
<b>B22</b>	Collaboration with other donors and development partners											<input type="checkbox"/>
<b>B23</b>	Collaboration with the private sector											<input type="checkbox"/>
<b>B24</b>	Straightforwardness and honesty											<input type="checkbox"/>
<b>B25</b>	Treating clients and stakeholders in Tanzania with respect											<input type="checkbox"/>
<b>B26</b>	Being a long-term partner											<input type="checkbox"/>

<b>B27. When World Bank Group assisted reform efforts fail or are slow to take place, which of the following would you attribute this to? (Choose no more than TWO)</b>	
1	The World Bank Group does not do adequate follow through/follow-up
2	Poor donor coordination
3	Reforms are not well thought out in light of country challenges
4	Poor coordination within the Government
5	The Government works inefficiently
6	Political pressures and obstacles
7	The World Bank Group is not sensitive enough to political/social realities on the ground
8	Lack of/inadequate levels of capacity in Government
9	There is not an adequate level of citizen/civil society participation
10	The World Bank Group works too slowly
11	Poor coordination within the World Bank Group
12	Other (please specify): _____

**SECTION C: WORLD BANK GROUP'S EFFECTIVENESS AND RESULTS**

<b>C1. In your opinion, how IMPORTANT is it for the World Bank Group to be involved in the following areas of development in Tanzania?</b>													
		Not important at all										Very important	Don't know
		1	2	3	4	5	6	7	8	9	10		
1	Social protection (e.g., conditional cash transfers)	1	2	3	4	5	6	7	8	9	10	<input type="checkbox"/>	
2	Gender equity	1	2	3	4	5	6	7	8	9	10	<input type="checkbox"/>	
3	Private sector development	1	2	3	4	5	6	7	8	9	10	<input type="checkbox"/>	
4	Education	1	2	3	4	5	6	7	8	9	10	<input type="checkbox"/>	
5	Public sector governance/reform (i.e., government effectiveness, public financial management, public expenditure, fiscal system reform)	1	2	3	4	5	6	7	8	9	10	<input type="checkbox"/>	
6	Global/regional integration	1	2	3	4	5	6	7	8	9	10	<input type="checkbox"/>	
7	Food security	1	2	3	4	5	6	7	8	9	10	<input type="checkbox"/>	
8	Urban development	1	2	3	4	5	6	7	8	9	10	<input type="checkbox"/>	
9	Energy	1	2	3	4	5	6	7	8	9	10	<input type="checkbox"/>	
10	Water and sanitation	1	2	3	4	5	6	7	8	9	10	<input type="checkbox"/>	
11	Pollution	1	2	3	4	5	6	7	8	9	10	<input type="checkbox"/>	
12	Job creation/employment	1	2	3	4	5	6	7	8	9	10	<input type="checkbox"/>	
13	Health	1	2	3	4	5	6	7	8	9	10	<input type="checkbox"/>	
14	Financial inclusion	1	2	3	4	5	6	7	8	9	10	<input type="checkbox"/>	
15	Transport (e.g., roads, bridges, transportation)	1	2	3	4	5	6	7	8	9	10	<input type="checkbox"/>	
16	Agriculture and rural development	1	2	3	4	5	6	7	8	9	10	<input type="checkbox"/>	
17	Trade and exports	1	2	3	4	5	6	7	8	9	10	<input type="checkbox"/>	
18	Crime and violence	1	2	3	4	5	6	7	8	9	10	<input type="checkbox"/>	
19	Natural resource management	1	2	3	4	5	6	7	8	9	10	<input type="checkbox"/>	
20	Climate change (e.g., mitigation, adaptation)	1	2	3	4	5	6	7	8	9	10	<input type="checkbox"/>	
21	Poverty reduction	1	2	3	4	5	6	7	8	9	10	<input type="checkbox"/>	
22	Anti corruption	1	2	3	4	5	6	7	8	9	10	<input type="checkbox"/>	
23	Judiciary reform	1	2	3	4	5	6	7	8	9	10	<input type="checkbox"/>	
24	Economic growth	1	2	3	4	5	6	7	8	9	10	<input type="checkbox"/>	
25	Disaster risk management	1	2	3	4	5	6	7	8	9	10	<input type="checkbox"/>	
26	Equality of opportunity (i.e., social inclusion)	1	2	3	4	5	6	7	8	9	10	<input type="checkbox"/>	
27	Information and communications technology	1	2	3	4	5	6	7	8	9	10	<input type="checkbox"/>	

**SECTION C: WORLD BANK GROUP'S EFFECTIVENESS AND RESULTS**

**C2. How EFFECTIVE do you believe the World Bank Group is in terms of the work it does in the following areas of development in Tanzania?** *(If you have NO exposure to/experience in working in any of the sectors listed below, please respond "Don't know")*

		Not effective at all										Very effective	Don't know
1	Social protection (e.g., conditional cash transfers)	1	2	3	4	5	6	7	8	9	10		<input type="checkbox"/>
2	Gender equity	1	2	3	4	5	6	7	8	9	10		<input type="checkbox"/>
3	Private sector development	1	2	3	4	5	6	7	8	9	10		<input type="checkbox"/>
4	Education	1	2	3	4	5	6	7	8	9	10		<input type="checkbox"/>
5	Public sector governance/reform (i.e., government effectiveness, public financial management, public expenditure, fiscal system reform)	1	2	3	4	5	6	7	8	9	10		<input type="checkbox"/>
6	Global/regional integration	1	2	3	4	5	6	7	8	9	10		<input type="checkbox"/>
7	Food security	1	2	3	4	5	6	7	8	9	10		<input type="checkbox"/>
8	Urban development	1	2	3	4	5	6	7	8	9	10		<input type="checkbox"/>
9	Energy	1	2	3	4	5	6	7	8	9	10		<input type="checkbox"/>
10	Water and sanitation	1	2	3	4	5	6	7	8	9	10		<input type="checkbox"/>
11	Pollution	1	2	3	4	5	6	7	8	9	10		<input type="checkbox"/>
12	Job creation/employment	1	2	3	4	5	6	7	8	9	10		<input type="checkbox"/>
13	Health	1	2	3	4	5	6	7	8	9	10		<input type="checkbox"/>
14	Financial inclusion	1	2	3	4	5	6	7	8	9	10		<input type="checkbox"/>
15	Transport (e.g., roads, bridges, transportation)	1	2	3	4	5	6	7	8	9	10		<input type="checkbox"/>
16	Agriculture and rural development	1	2	3	4	5	6	7	8	9	10		<input type="checkbox"/>
17	Trade and exports	1	2	3	4	5	6	7	8	9	10		<input type="checkbox"/>
18	Crime and violence	1	2	3	4	5	6	7	8	9	10		<input type="checkbox"/>
19	Natural resource management	1	2	3	4	5	6	7	8	9	10		<input type="checkbox"/>
20	Climate change (e.g., mitigation, adaptation)	1	2	3	4	5	6	7	8	9	10		<input type="checkbox"/>
21	Poverty reduction	1	2	3	4	5	6	7	8	9	10		<input type="checkbox"/>
22	Anti corruption	1	2	3	4	5	6	7	8	9	10		<input type="checkbox"/>
23	Judiciary reform	1	2	3	4	5	6	7	8	9	10		<input type="checkbox"/>
24	Economic growth	1	2	3	4	5	6	7	8	9	10		<input type="checkbox"/>
25	Disaster risk management	1	2	3	4	5	6	7	8	9	10		<input type="checkbox"/>
26	Equality of opportunity (i.e., social inclusion)	1	2	3	4	5	6	7	8	9	10		<input type="checkbox"/>
27	Information and communications technology	1	2	3	4	5	6	7	8	9	10		<input type="checkbox"/>

**SECTION C: WORLD BANK GROUP'S EFFECTIVENESS AND RESULTS**

<b>C3. To what extent does the World Bank Group's work help to achieve development results in Tanzania?</b>											
1	2	3	4	5	6	7	8	9	10	<input type="checkbox"/>	
To no degree at all									To a very significant degree		Don't know

To what extent do you agree with the following statements about the World Bank Group in Tanzania?												
		Strongly disagree								Strongly agree		Don't know
<b>C4</b>	The World Bank Group's financial instruments (i.e., investment lending, Development Policy Loan, Trust Funds, Program-for-Results, etc.) meet the needs of Tanzania	1	2	3	4	5	6	7	8	9	10	<input type="checkbox"/>
<b>C5</b>	The World Bank Group meets Tanzania's needs for knowledge services (e.g., research, analysis, data, technical assistance)	1	2	3	4	5	6	7	8	9	10	<input type="checkbox"/>

**PLEASE NOTE: IN SOME CASES THE SURVEY WILL ASK FOR A SPECIFIC NUMBER OF RESPONSES. PLEASE DO NOT CHOOSE ANY MORE THAN REQUESTED. IF MORE RESPONSES ARE CHOSEN, DATA CANNOT BE INCLUDED IN ANALYSIS.**



## SECTION D: THE WORLD BANK GROUP'S KNOWLEDGE WORK AND ACTIVITIES (i.e., ANALYSIS, STUDIES, RESEARCH, DATA, REPORTS, CONFERENCES)

<b>D1. How frequently do you consult World Bank Group's knowledge work and activities in the work you do?</b>	
1	Weekly
2	Monthly
3	A few times a year
4	Rarely
5	Never

<b>In Tanzania, to what extent do you believe that the World Bank Group's knowledge work and activities:</b>													
		To no degree at all					To a very significant degree					Don't know	
<b>D2</b>	Are timely	1	2	3	4	5	6	7	8	9	10	<input type="checkbox"/>	
<b>D3</b>	Include appropriate level of stakeholder involvement during preparation	1	2	3	4	5	6	7	8	9	10	<input type="checkbox"/>	
<b>D4</b>	Lead to practical solutions	1	2	3	4	5	6	7	8	9	10	<input type="checkbox"/>	
<b>D5</b>	Are accessible (well written and easy to understand)	1	2	3	4	5	6	7	8	9	10	<input type="checkbox"/>	
<b>D6</b>	Are source of relevant information on global good practices	1	2	3	4	5	6	7	8	9	10	<input type="checkbox"/>	
<b>D7</b>	Are relevant to country challenges	1	2	3	4	5	6	7	8	9	10	<input type="checkbox"/>	
<b>D8</b>	Are adequately disseminated	1	2	3	4	5	6	7	8	9	10	<input type="checkbox"/>	
<b>D9</b>	Are translated enough into local language	1	2	3	4	5	6	7	8	9	10	<input type="checkbox"/>	
<b>D10</b>	Are adaptable to Tanzania's specific development challenges and country circumstances	1	2	3	4	5	6	7	8	9	10	<input type="checkbox"/>	

<b>D11. Overall, how significant a contribution do you believe the World Bank Group's knowledge work and activities make to development results in your country?</b>												
1	2	3	4	5	6	7	8	9	10	<input type="checkbox"/>		
Not significant at all									Very significant		Don't know	

<b>D12. Overall, how would you rate the technical quality of the World Bank Group's knowledge work and activities?</b>												
1	2	3	4	5	6	7	8	9	10	<input type="checkbox"/>		
Very low technical quality									Very high technical quality		Don't know	



**SECTION E: WORKING WITH THE WORLD BANK GROUP**

To what extent do you agree/disagree with the following statements?												
		Strongly disagree									Strongly agree	Don't know
<b>E1</b>	The World Bank Group disburses funds promptly	1	2	3	4	5	6	7	8	9	10	<input type="checkbox"/>
<b>E2</b>	The World Bank Group effectively monitors and evaluates the projects and programs it supports	1	2	3	4	5	6	7	8	9	10	<input type="checkbox"/>
<b>E3</b>	The World Bank Group's approvals and reviews are done in a timely fashion	1	2	3	4	5	6	7	8	9	10	<input type="checkbox"/>
<b>E4</b>	The World Bank Group's "Safeguard Policy" requirements are reasonable	1	2	3	4	5	6	7	8	9	10	<input type="checkbox"/>
<b>E5</b>	The World Bank Group's conditions on its lending are reasonable	1	2	3	4	5	6	7	8	9	10	<input type="checkbox"/>
<b>E6</b>	The World Bank Group takes decisions quickly in Tanzania	1	2	3	4	5	6	7	8	9	10	<input type="checkbox"/>
<b>E7</b>	Working with the World Bank Group increases Tanzania's institutional capacity	1	2	3	4	5	6	7	8	9	10	<input type="checkbox"/>
<b>E8</b>	Where country systems (e.g., procurement, financial management, etc.) are adequate, the World Bank Group makes appropriate use of them	1	2	3	4	5	6	7	8	9	10	<input type="checkbox"/>
<b>E9</b>	The World Bank Group provides effective implementation support (i.e., supervision of projects)	1	2	3	4	5	6	7	8	9	10	<input type="checkbox"/>

<b>E10. To what extent do you believe that the World Bank Group's work helps to find solutions that promote private public partnerships in Tanzania?</b>												
1	2	3	4	5	6	7	8	9	10	<input type="checkbox"/>		
To no degree at all									To a very significant degree		Don't know	

<b>E11. To what extent do you believe the World Bank Group measures and corrects its work in real time in Tanzania?</b>												
1	2	3	4	5	6	7	8	9	10	<input type="checkbox"/>		
To no degree at all									To a very significant degree		Don't know	

**SECTION F: THE FUTURE ROLE OF THE WORLD BANK GROUP IN TANZANIA**

<b>F1. Which of the following SHOULD the World Bank Group do to make itself of greater value in Tanzania? (Choose no more than TWO)</b>	
1	Ensure greater selectivity in its work
2	Collaborate more effectively with Government clients (e.g., national, state, local)
3	Increase the level of capacity development in the country
4	Reduce the complexity of obtaining World Bank Group financing
5	Help to bring discipline/effective supervision to implementation of investment projects
6	Offer more innovative financial products
7	Offer more innovative knowledge services
8	Provide more adequate data/knowledge/statistics/figures on Tanzania's economy
9	Improve the competitiveness of its financing compared to markets (e.g., cost, timeliness, other terms)
10	Reach out more to groups outside of Government
11	Work faster
12	Improve the quality of its experts as related to Tanzania's specific challenges
13	Other (please specify): _____

<b>F2. When considering the combination of services that the World Bank Group offers in Tanzania, and taking into account its limited level of resources, which ONE of the following do you believe the World Bank Group should offer more of in Tanzania? (Select only ONE response)</b>	
1	Financial services
2	Knowledge products
3	Convening services
4	None of the above
5	The combination is appropriate for Tanzania
6	Don't know

**SECTION G: COMMUNICATION AND INFORMATION SHARING****G1. How do you get most of your information about economic and social development issues in Tanzania? (Choose no more than TWO)**

1	Local radio	6	Internet
2	International radio	7	Periodicals
3	Social media (e.g., blogs, Facebook, Twitter, YouTube, Flickr)	8	International television
4	International newspapers	9	Local newspapers
5	Local television	10	Other (please specify): _____

**G2. How would you prefer to receive information from the World Bank Group? (Choose no more than TWO)**

1	World Bank Group's publications and other written materials	5	Direct contact with World Bank Group (i.e., face to face meetings/discussions)
2	e-Newsletters	6	World Bank Group's website
3	World Bank Group's seminars/workshops/conferences	7	Social media (e.g., blogs, Facebook, Twitter, YouTube, Flickr)
4	Mobile phones	8	Other (please specify): _____

<b>G3</b>	Are you aware of the World Bank Group's Access to Information Policies under which the World Bank Group discloses any information in its possession that is not on a list of exceptions?	<b>Yes</b>	<b>No</b>
<b>G4</b>	Do you have reliable access to the Internet?	<b>Yes</b>	<b>No</b>
<b>G5</b>	Do you use/have you used the World Bank Group website?	<b>Yes</b>	<b>No</b>
<b>G6</b>	Do you currently consult the World Bank Group social media sites (e.g., blogs, Facebook, Twitter, YouTube, and Flickr)?	<b>Yes</b>	<b>No</b>

**G7. Which Internet connection do you use primarily when visiting a World Bank Group website?**

1	High speed/WiFi
2	Dial-up

**G8. How frequently do you consult the World Bank Group's website and/or social media channels (e.g., blogs, Facebook, Twitter, YouTube, Flickr) for information/knowledge that you can use in your work?**

1	Weekly
2	Monthly
3	A few times a year
4	Rarely
5	Never

**SECTION G: COMMUNICATION AND INFORMATION SHARING**

Please rate how much you agree with the following statements.													
		Strongly disagree										Strongly agree	Don't know
		1	2	3	4	5	6	7	8	9	10		
<b>G9</b>	I find the World Bank Group's websites easy to navigate. <i>(Only answer if you have used a World Bank Group website)</i>												<input type="checkbox"/>
<b>G10</b>	I find the information on the World Bank Group's websites useful. <i>(Only answer if you have used a World Bank Group website)</i>												<input type="checkbox"/>
<b>G11</b>	The World Bank Group's social media channels (e.g., blogs, Facebook, Twitter, YouTube, Flickr) are valuable sources of information about the institution												<input type="checkbox"/>
<b>G12</b>	When I need information from the World Bank Group I know how to find it (e.g., whom to call, where to reach them, etc.)												<input type="checkbox"/>
<b>G13</b>	The World Bank Group is responsive to my information requests and inquiries												<input type="checkbox"/>

**SECTION H: BACKGROUND INFORMATION**

<b>H1. Which of the following best describes your current position? (Select only ONE response)</b>			
1	Office of the President, Prime Minister	11	NGO/Community Based Organization
2	Office of Minister	12	Media (press, radio, TV, web, etc.)
3	Office of Parliamentarian	13	Independent Government Institution (i.e., Regulatory Agency, Central Bank/oversight institution)
4	Employee of a Ministry, Ministerial Department or Implementation Agency	14	Trade Union
5	Project Management Unit (PMU) overseeing implementation of project/ Consultant/Contractor working on World Bank Group supported project/program	15	Faith-Based Group
6	Local Government Office or Staff	16	Youth Group
7	Bilateral/Multilateral Agency	17	Academia/Research Institute/Think Tank
8	Private Sector Organization	18	Judiciary Branch
9	Private Foundation	19	Other (please specify): _____
10	Financial Sector/Private Bank		

<b>H2. Please identify the primary specialization of your work. (Select only ONE response)</b>			
1	Water	12	Gender
2	Social protection and labor	13	Transport and ICT
3	Fragility, conflict and violence	14	Urban, rural, and social development
4	Environment and natural resources	15	Governance
5	Public-private partnerships	16	Poverty
6	Education	17	Jobs
7	Health, nutrition, and population	18	Agriculture
8	Energy and extractives	19	Climate Change
9	Macroeconomics and fiscal management	20	Generalist (specialized in multiple sectors)
10	Trade and competitiveness	21	Other (please specify): _____
11	Finance and markets		

<b>H3. Currently, do you professionally collaborate/work with the World Bank Group (IDA, IFC, or MIGA) in your country?</b>	
1	Yes
2	No

<b>H4. Which of the following agencies of the World Bank Group do you primarily engage with in Tanzania? (Select only ONE response)</b>	
1	The World Bank (IDA)
2	The International Finance Corporation (IFC)
3	The Multilateral Investment Guarantee Agency (MIGA)
4	Other (please specify): _____

**SECTION H: BACKGROUND INFORMATION****H5. Do your projects involve both the World Bank and the IFC?***(If YES please go to Question H6; If NO please go to H7)*

1	Yes
2	No

**H6. If yes, what was your view of how the two institutions work together in Tanzania?****(Select only ONE response)**

1	The two institutions work well together
2	The way the two institutions work together needs improvement
3	The two institutions do not work well together
4	Don't know

**H7. Which of the following describes most of your exposure to the World Bank Group in Tanzania?****(Choose no more than TWO)**

1	Observer (i.e., follow in media, discuss in informal conversations, etc.)
2	Use World Bank Group reports/data
3	Engage in World Bank Group related/sponsored events/activities
4	Collaborate as part of my professional duties
5	Use World Bank Group website for information, data, research, etc.

**H8. What's your gender?**

1	Female
2	Male

**H9. Which best represents your geographic location?**

1	Dar es Salaam region
2	Zanzibar (Unguja and Pemba)
3	Other urban centers (regional centers, district centers, or municipal centers)
4	Rural areas

**Thank you for completing the survey!**