

FY 2018 Benin Country Opinion Survey Report

THE WORLD BANK GROUP

Public Opinion Research Group



WORLD BANK GROUP

March 2018



Acknowledgements

The Benin Country Opinion Survey is part of the Country Opinion Survey Program series of the World Bank Group. This report was prepared by the Public Opinion Research Group (PORG), led by Sharon Felzer (Senior Communications Officer, Head of PORG). Svetlana Markova, Jing Guo, and Jessica Cameron oversaw design, reporting, and analysis. Antonina Redko, Calita Woods, Dania Mendoza, and Noreen Wambui provided data support. PORG acknowledges the significant contribution from the Benin country team and the local fielding agency Centre de formation et de recherche en matière de population (CEFOP). In particular, PORG is grateful for the support from Sylvie Nenonene (Senior Communications Officer) who coordinated the survey related activities from Lomé, Togo, and Kochikpa Abdou Raman Olodo (Operations Analyst) in Cotonou, Benin.



Country Opinion Surveys
THE WORLD BANK GROUP



Table of Contents

I. Objectives	3
II. Methodology.....	3
III. Demographics of the Sample.....	4
IV. General Issues Facing Benin	8
V. Overall Attitudes toward the World Bank Group.....	12
VI. Sectoral Effectiveness.....	18
VII. How the World Bank Group Operates	22
VIII. World Bank Group's Knowledge and Instruments.....	28
IX. The Future Role of the World Bank Group in Benin.....	33
X. Communication and Outreach	38
XI. Appendices.....	42

BENIN





I. Objectives

This survey was designed to assist the World Bank Group (WBG) in gaining a better understanding of how stakeholders in Benin perceive the WBG. The survey explored:

- *General Issues Facing Benin*
- *Overall Attitudes toward the World Bank Group*
- *World Bank Group's Effectiveness and Results*
- *The World Bank Group's Knowledge Work and Activities*
- *Working with the World Bank Group*
- *The Future Role of the World Bank Group in Benin*
- *Communication and Information Sharing*
- *Background Information*

II. Methodology

From January to February 2018, 700 stakeholders of the WBG in Benin were invited to provide their opinions on the WBG's work in the country by participating in a Country Opinion Survey. Participants were drawn from the Office of the President, Prime Minister; office of a Minister; office of a Parliamentarian; ministries/ministerial departments/implementation agencies; Project Management Units (PMUs) overseeing implementation of WBG projects; consultants/contractors working on WBG-supported projects/programs; local governments; bilateral and multilateral agencies; private sector organizations; private foundations; the financial sector/private banks; NGOs and community-based organizations; the media; independent government institutions; trade unions; faith-based groups; youth groups; academia/research institutes/think tanks; the judiciary branch; and other organizations.

A total of 452 stakeholders participated in the survey (65% response rate). Respondents completed the questionnaires with a representative from the local fielding agency.

Every country that engages in the Country Opinion Survey (COS) must include specific indicator questions that will be aggregated for the World Bank Group's annual Corporate Scorecard. These questions are identified throughout the survey report.

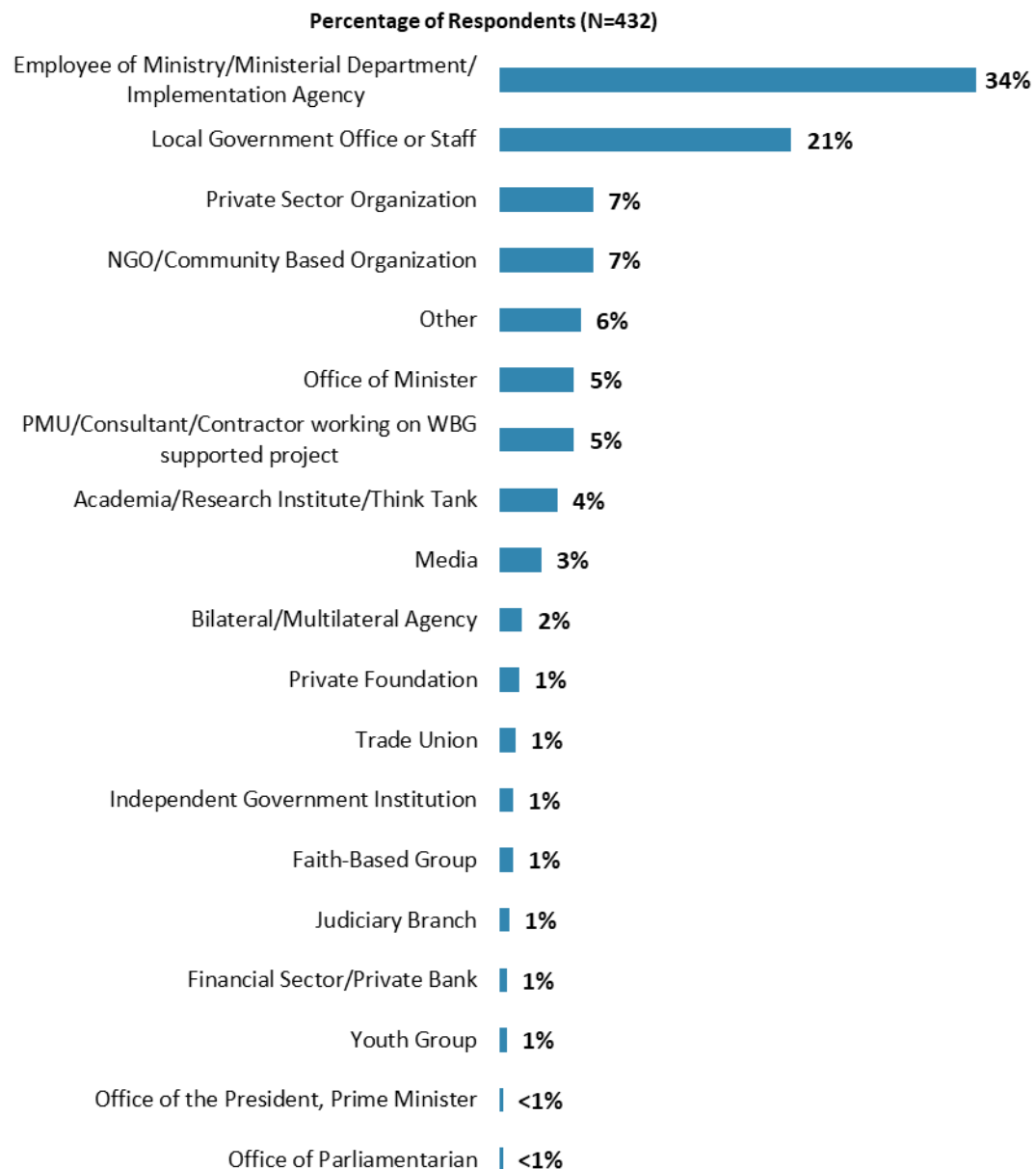
The results in this year's Country Survey were compared to those in the Country Survey conducted in FY'15 (response rate was 81%, N=442). Data were weighted to reach the same stakeholder composition in both years, which allows for year comparisons. Stakeholder groups which were not present in both fiscal years were not included in the comparison. Respondents who belonged to the "other" stakeholder category were not included either. As a result, mean ratings, percentages of respondents, and the total number of respondents in both years are slightly different from those of the original data reported in the FY'15 COS report and the non-weighted data presented in appendices A, B, C, D, and F. For the weighted stakeholder breakdown and year comparison results, please refer to Appendix E (page 89).



III. Demographics of the Sample

Current Position

- For further analyses, respondents from the Office of the President/Prime Minister were combined with respondents from the office of a minister; respondents from the financial sector/private banks were combined with those from private sector organizations; respondents from NGOs/community-based organizations, private foundations, trade unions, faith-based groups, and youth groups were combined in the “CSO” category; and the small number of respondents from the office of a parliamentarian, bilateral/multilateral agencies, independent government institutions, and the judiciary branch were included in the “Other” category.

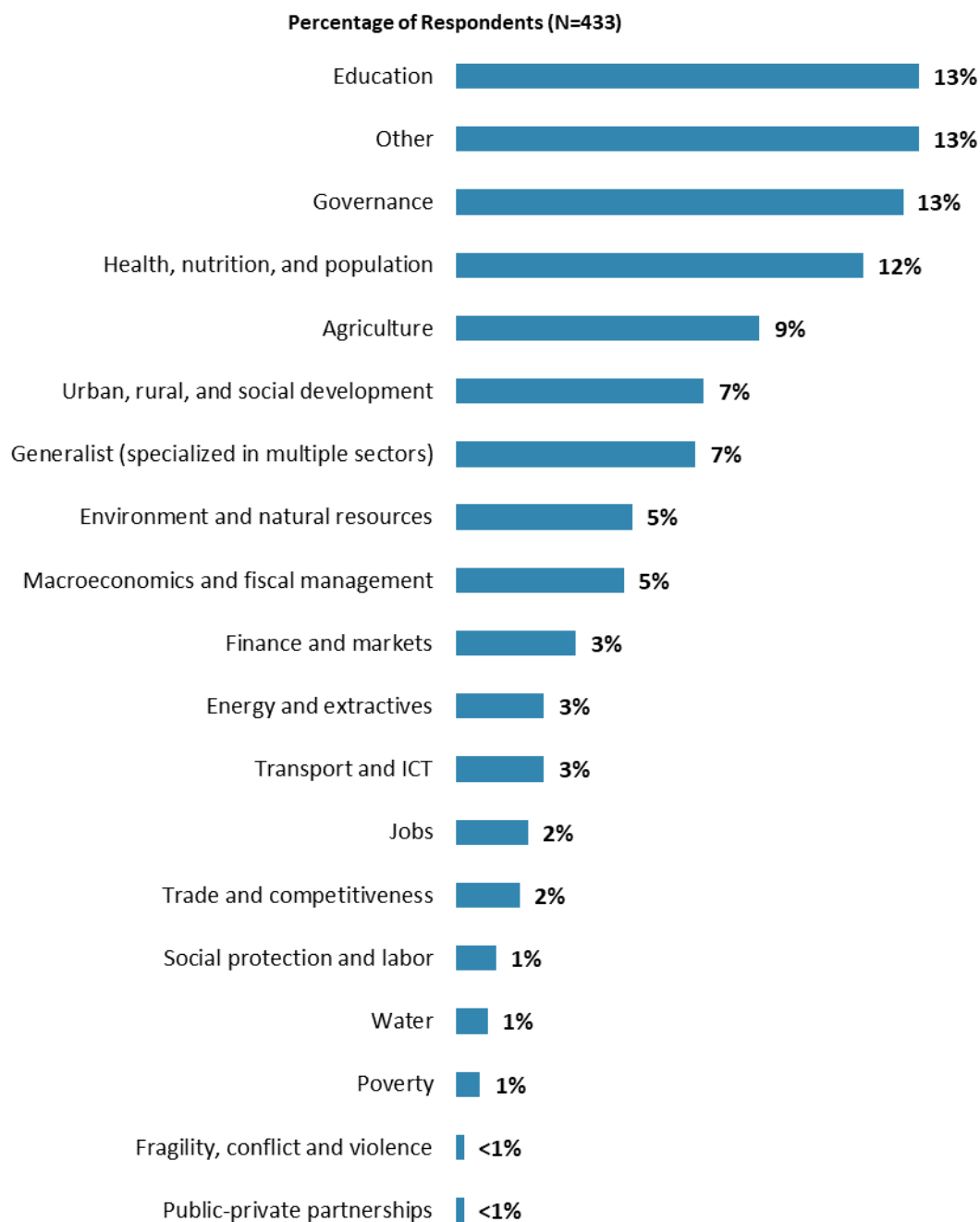


“Which of the following best describes your current position?” (Respondents chose from a list.)



III. Demographics of the Sample (continued)

Area of Primary Specialization



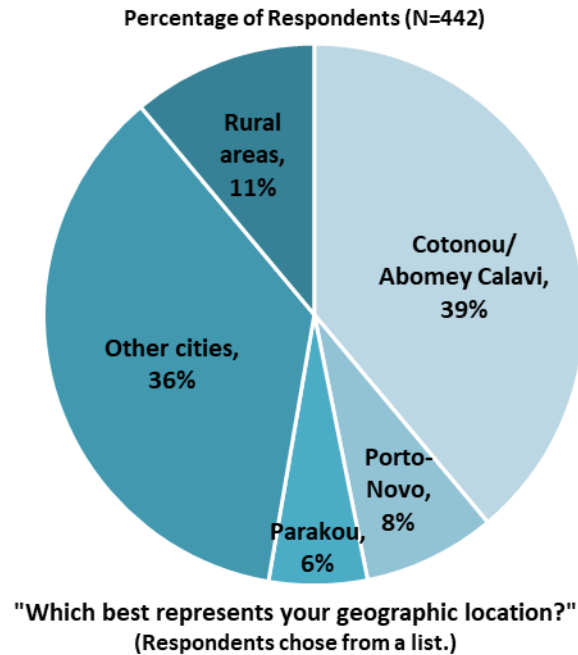
"Please identify the primary specialization of your work." (Respondents chose from a list.)



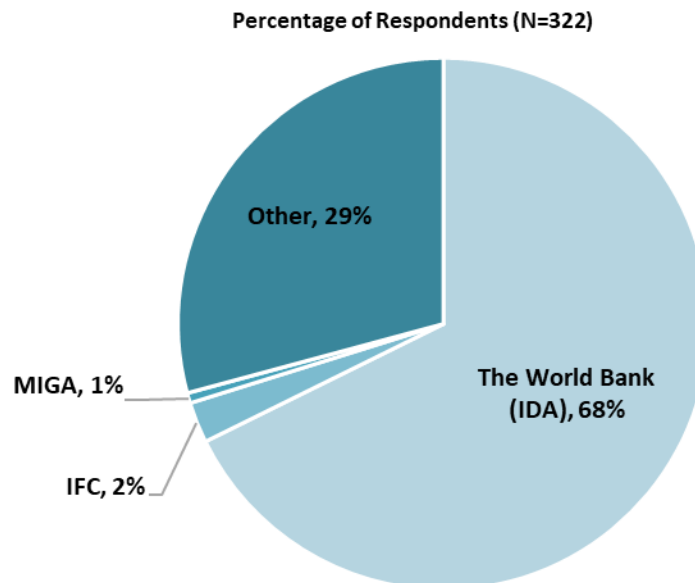
III. Demographics of the Sample (continued)

Geographic Locations

- Geographic location comparisons can be found in Appendix C (page 81).



Exposure to Agencies within the World Bank Group



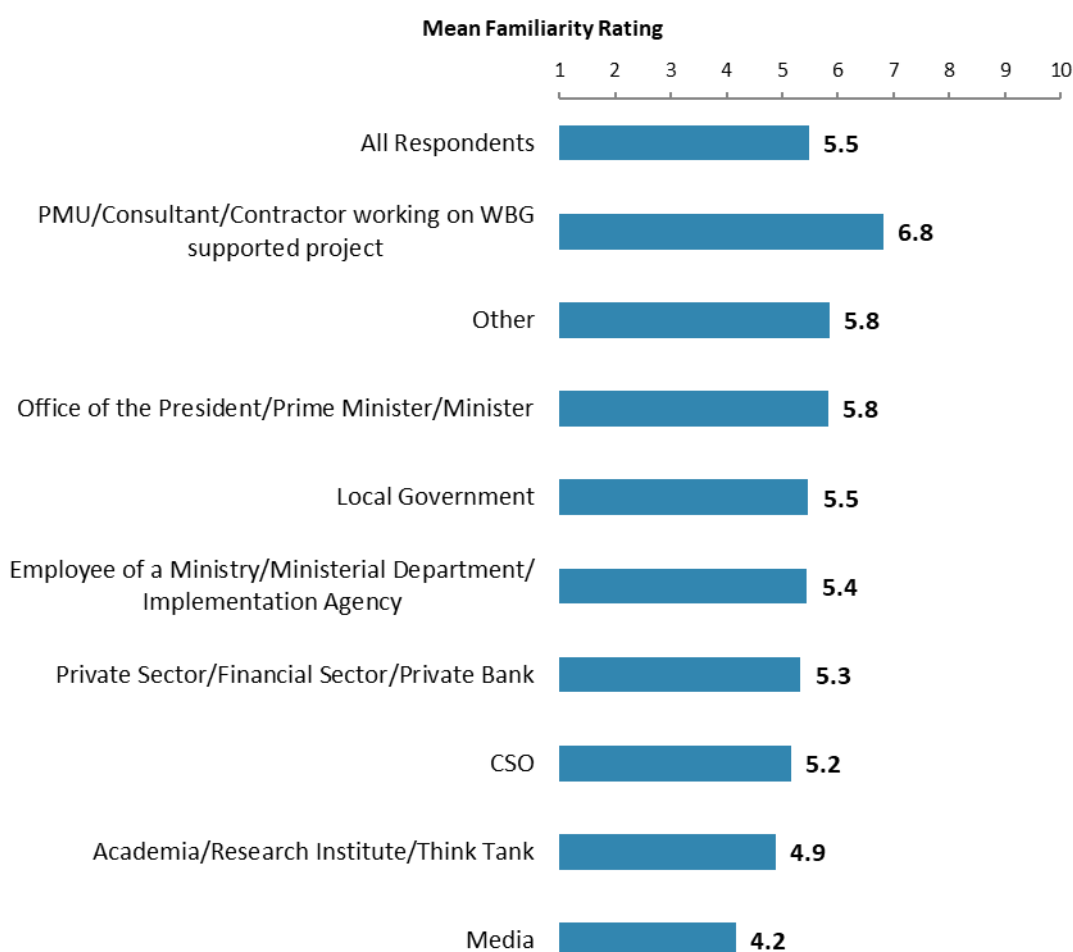
"Which of the following agencies of the World Bank Group do you primarily engage with in Benin?"
(Respondents chose from a list.)



III. Demographics of the Sample (continued)

Familiarity with the World Bank Group

- **Year comparison:** Respondents in this year's Country Survey and the FY'15 Country Survey had statistically similar levels of familiarity with the WBG (weighted mean in FY'18 = 5.5; weighted mean in FY'15 = 5.4)¹.
- Respondents' levels of familiarity with the WBG were significantly, strongly correlated with their ratings of the WBG's overall effectiveness in Benin, and significantly, moderately correlated with their ratings of the extent to which the WBG plays a relevant role in development in Benin, and the extent to which the WBG contributes to the country's development results.



"How familiar are you with the work of the World Bank Group in Benin?"
(1 - "Not familiar at all", 10 - "Extremely familiar")

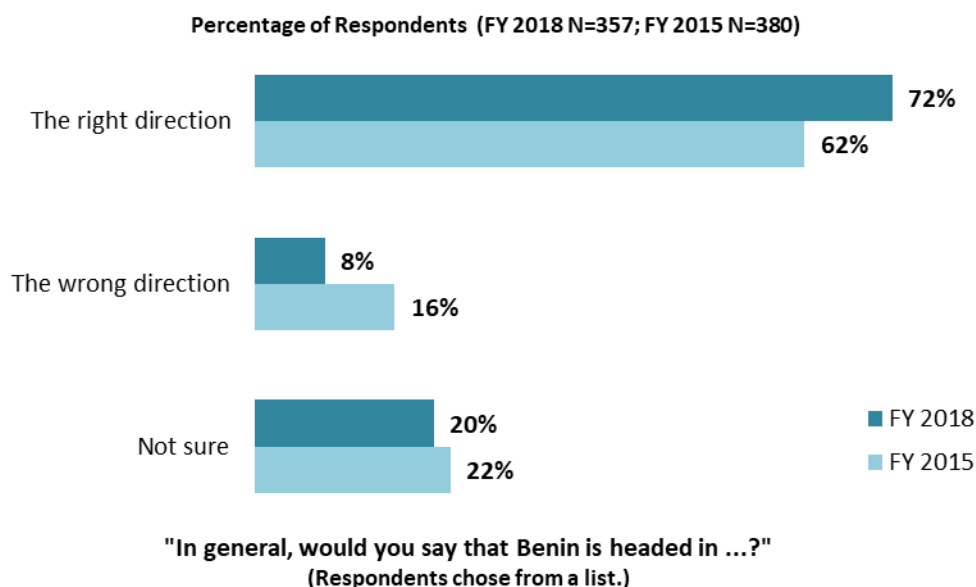
¹ Please refer to Appendix E (page 89) for more details on weighting. The means in the chart were calculated based on un-weighted data.



IV. General Issues Facing Benin

Headed in the Right Direction²

- **Year comparison:** This year's respondents were significantly more likely to believe that Benin is headed in the right direction compared to respondents in the FY'15 Country Survey.
- **Stakeholder groups:** In this year's Country Survey, respondents across stakeholder groups tended to indicate that Benin is headed in the right direction, while respondents from the private sector/financial sector/private banks were significantly less positive about the prospects of Benin.



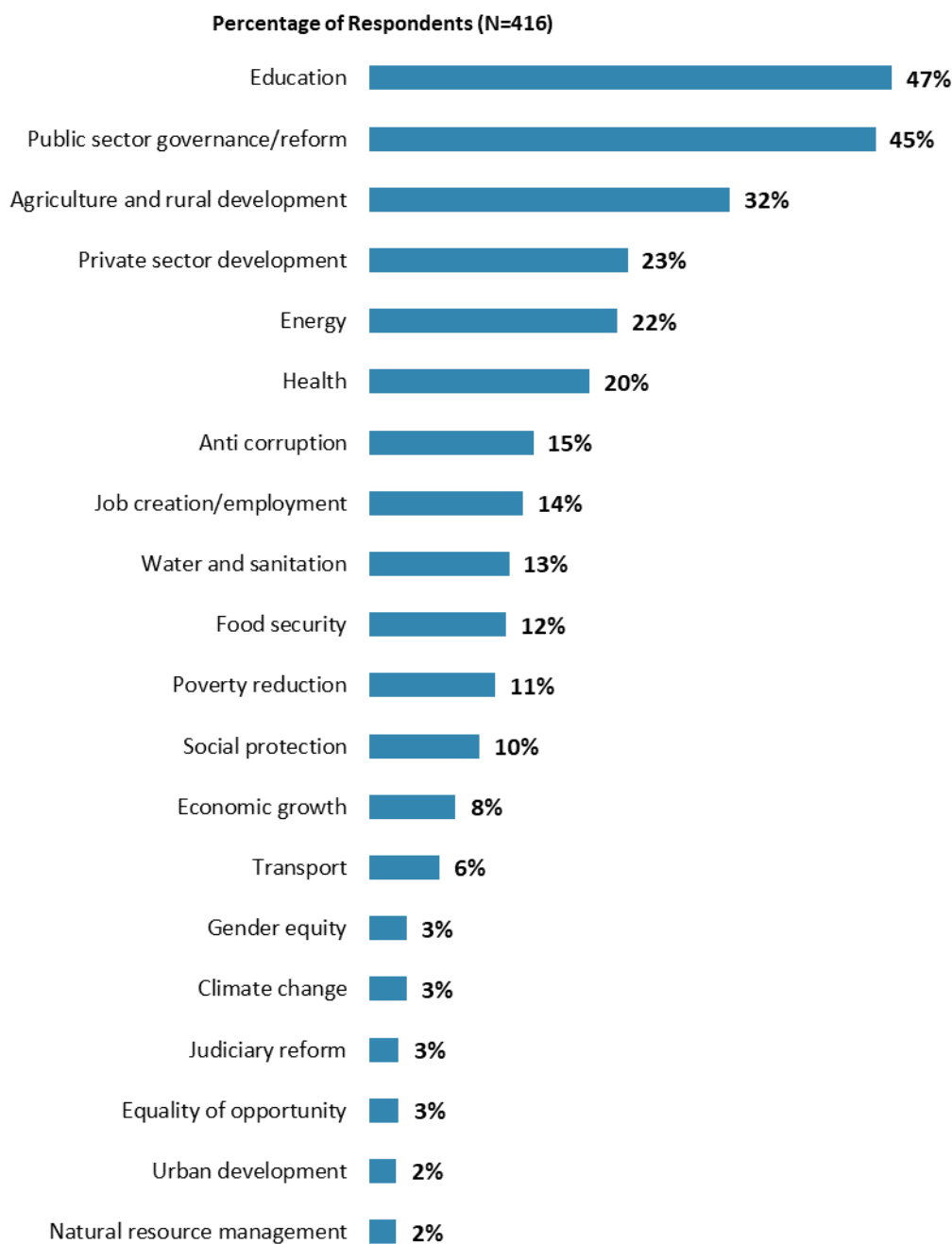
² Percentages presented in the chart were calculated based on weighted data from FY'18 and FY'15.



IV. General Issues Facing Benin (continued)

Development Priority

- **Year comparison:** Respondents in the previous FY'15 Country Survey indicated that the most important development priorities in Benin were “*agricultural development*” (53%), “*education*” (51%), and “*public sector governance*” (39%).



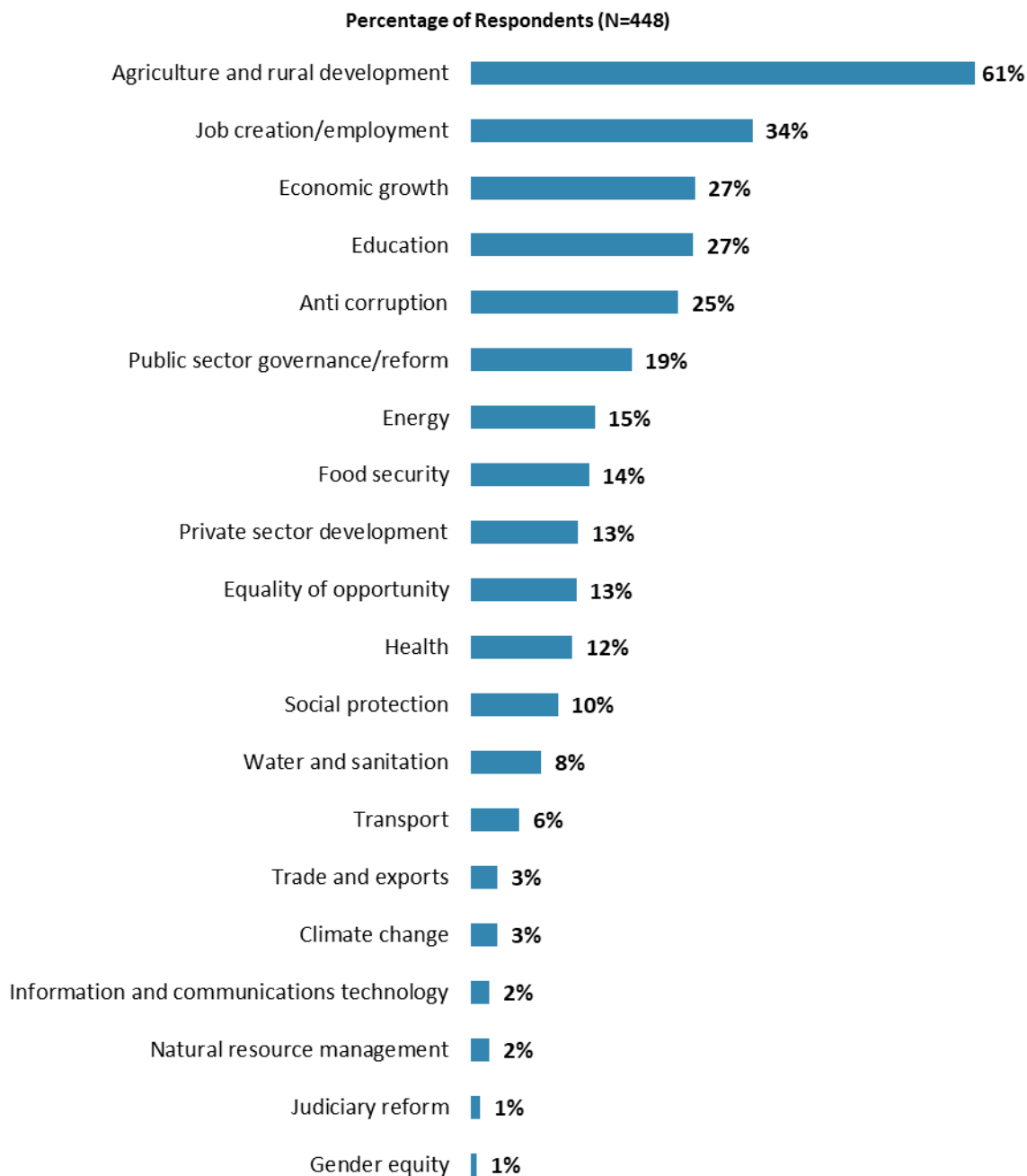
"Listed below are a number of development priorities in Benin. Please identify which of the following you consider the most important development priorities in Benin. (Choose no more than THREE)"
(Respondents chose from a list. Responses combined. Top 20 of 25 response options shown.)



IV. General Issues Facing Benin (continued)

What Would Contribute Most to Reducing Poverty

- **Year comparison:** In the previous FY'15 Country Survey, respondents indicated that the greatest contributors to poverty reduction in Benin were “*agricultural development*” (42%), “*education*” (39%), and “*private sector development*” (35%).



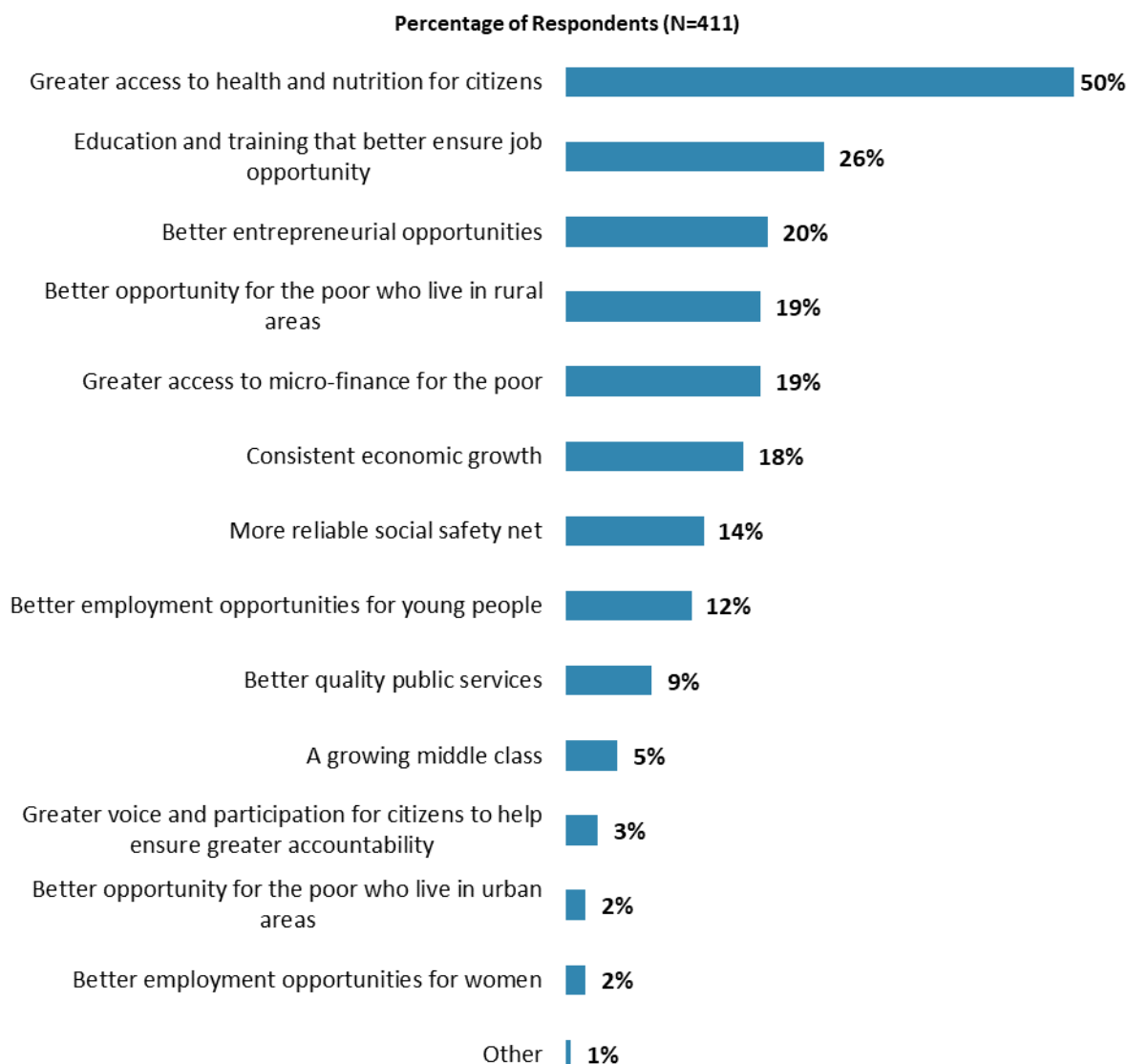
"Poverty reduction is a broad term that encompasses work in many different areas. Which THREE areas of development listed below do you believe would contribute most to reducing poverty in Benin? (Choose no more than THREE)" (Respondents chose from a list. Responses combined. Top 20 of 24 response options shown.)



IV. General Issues Facing Benin (continued)

Factors Contributing to “Shared Prosperity”

- **Year comparison:** In the previous FY’15 Country Survey, respondents indicated that shared prosperity in Benin can be best achieved through “*education and training that better ensure job opportunity*” (38%).



"The World Bank Group's "Shared Prosperity" goal captures two key elements, economic growth and equity. It will seek to foster income growth among the bottom 40 percent of a country's population. Improvement in the Shared Prosperity Indicator requires growth and well-being of the less well-off. When thinking about the idea of "shared prosperity" in your country, which of the following TWO best illustrate how this would be achieved in Benin? (Choose no more than TWO)"

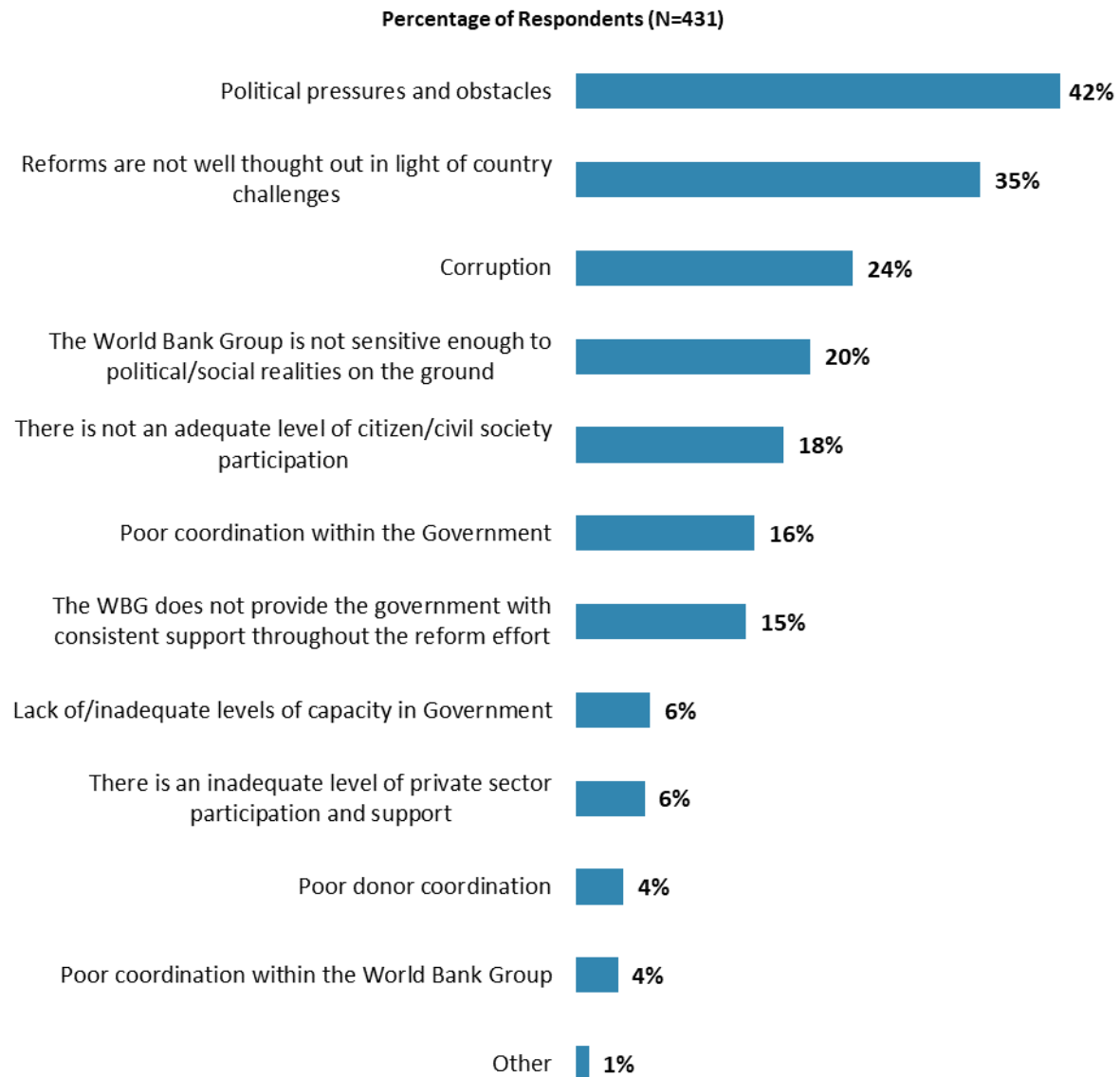
(Respondents chose from a list. Responses combined.)



V. Overall Attitudes toward the World Bank Group

Attributing Failed/Slow Reform Efforts

- **Year comparison:** Respondents in the previous FY'15 Country Survey most often attributed failed or slow WBG assisted reform efforts to “*political pressures and obstacles*” (31%).



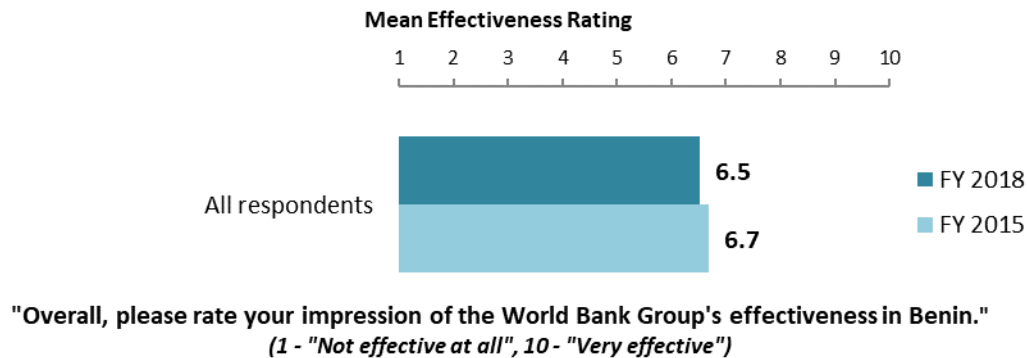
"When World Bank Group assisted reform efforts fail or are slow to take place, which of the following would you attribute this to? (Choose no more than TWO)"
(Respondents chose from a list. Responses combined.)



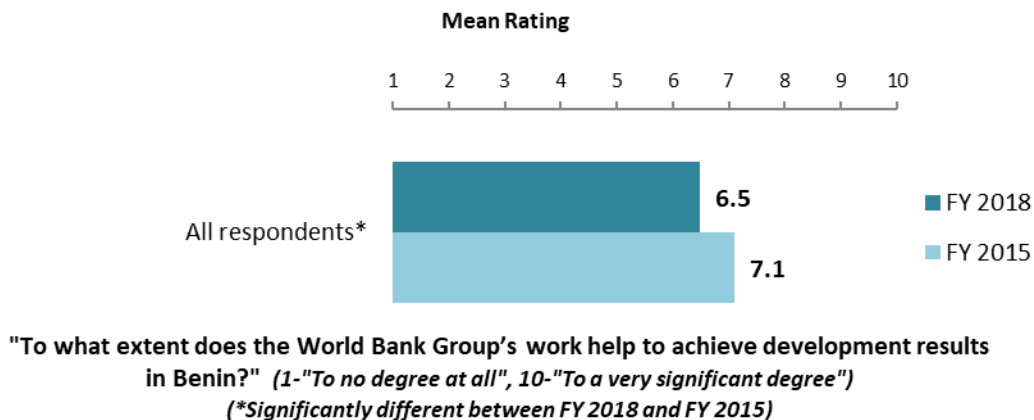
V. Overall Attitudes toward the World Bank Group (continued)

As noted in the “Methodology” section, the indicator questions referred to throughout the survey report are questions that are asked in every country that engages in the Country Opinion Survey. These will be aggregated for the World Bank Group’s annual Corporate Scorecard.

The World Bank Group’s Overall Effectiveness³ (Indicator Question)



Achieving Development Results (Indicator Question)

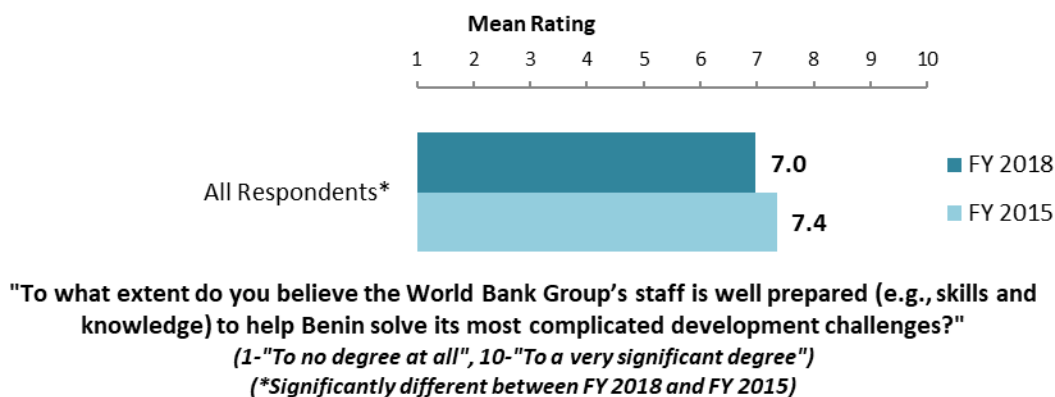


³ Means presented in the charts on this page were calculated based on weighted data.



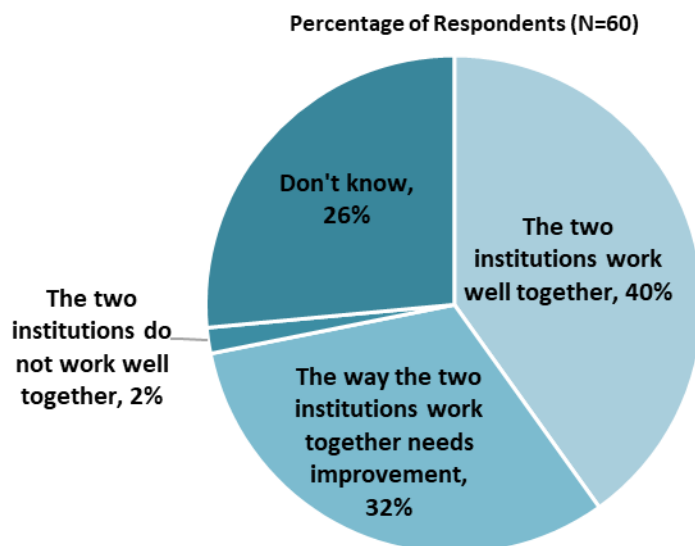
V. Overall Attitudes toward the World Bank Group (continued)

WBG Staff Preparedness⁴



The World Bank and the IFC Working Together

- Only those stakeholders who responded "Yes" to the question "Do your projects involve both the World Bank and the IFC?" provided their views on the working relationship between the World Bank and the IFC.



"If your projects involved both the World Bank and the IFC, what was your view on the two institutions working together in Benin?" (Respondents chose from a list.)

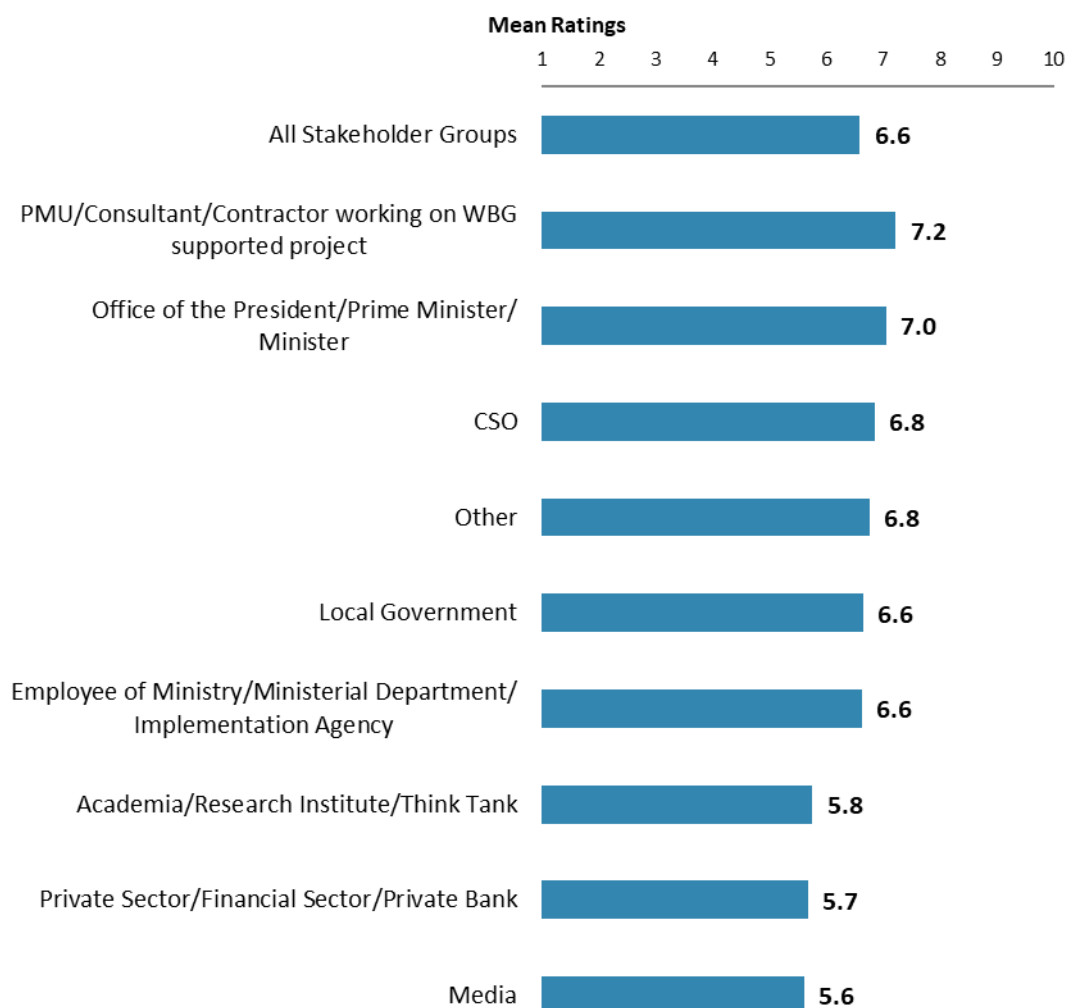
⁴ Means presented in the chart were calculated based on weighted data.



V. Overall Attitudes toward the World Bank Group (continued)

Overall Ratings for Indicator Questions by Stakeholder Groups

- **Stakeholder groups:** Respondents from PMUs/consultants/contractors working on WBG supported projects had the highest mean ratings for the aggregated responses to the twenty-six COS indicator questions, whereas respondents from the media, private sector, and academia had significantly lower mean ratings. Responses for individual indicator questions by stakeholder groups can be found in Appendix B (see page 59).
- **Collaboration:** Respondents who collaborate with the WBG had significantly higher mean ratings for the aggregated responses to the twenty-six COS indicator questions (mean rating = 7.0) compared to respondents who do not collaborate with the WBG (mean rating = 6.2). Responses for individual indicator questions by exposure to the WBG can be found in Appendix F (page 96).



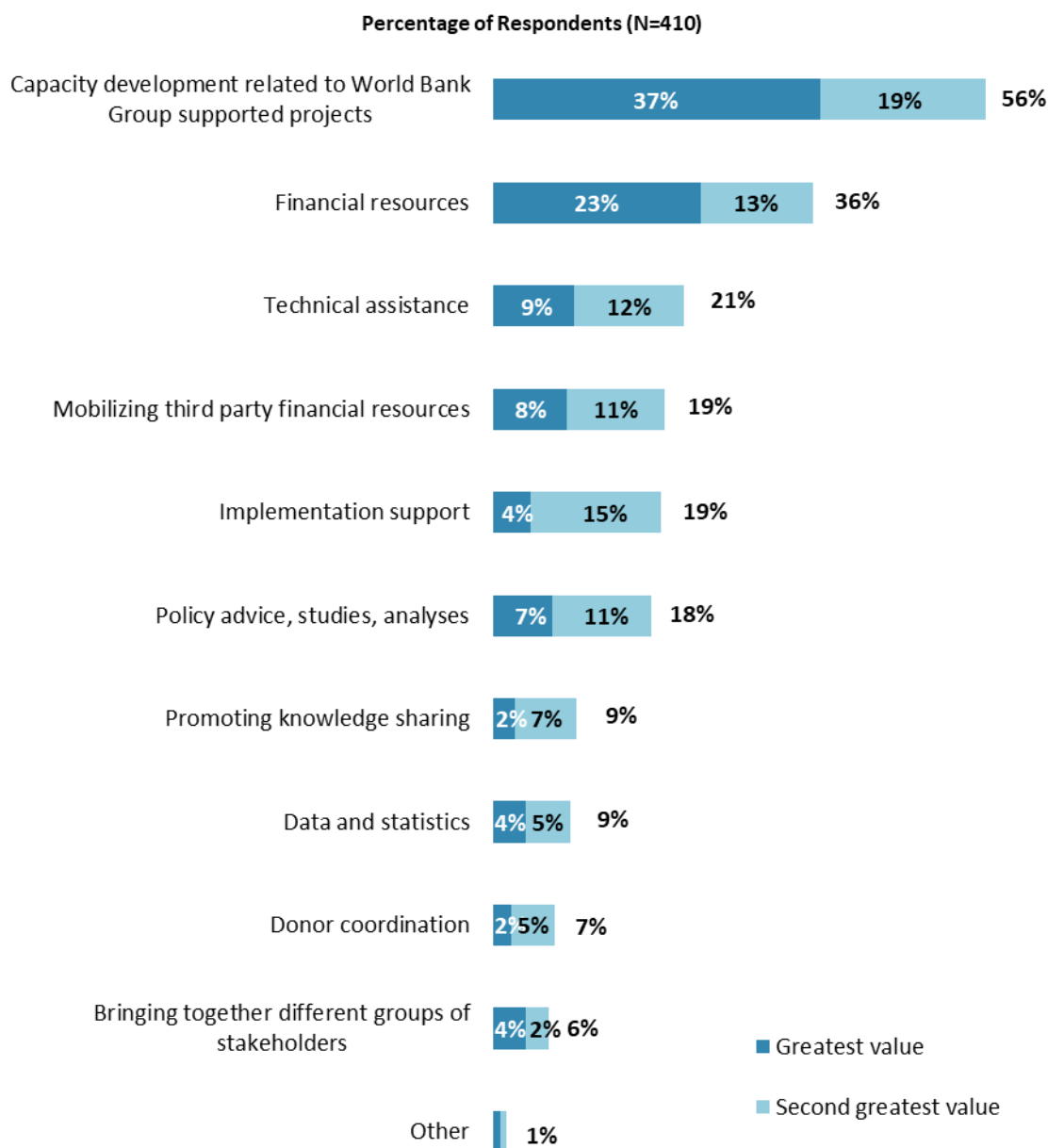
Mean Ratings for All Indicator Questions by Stakeholder Groups on a Scale from 1 to 10



V. Overall Attitudes toward the World Bank Group (continued)

Greatest Value

- **Year comparison:** Respondents in the previous FY'15 Country Survey indicated that the WBG's greatest values to Benin were "*financial resources*" (47%), "*policy advice, studies, analyses*" (40%), and "*capacity development*" (30%).



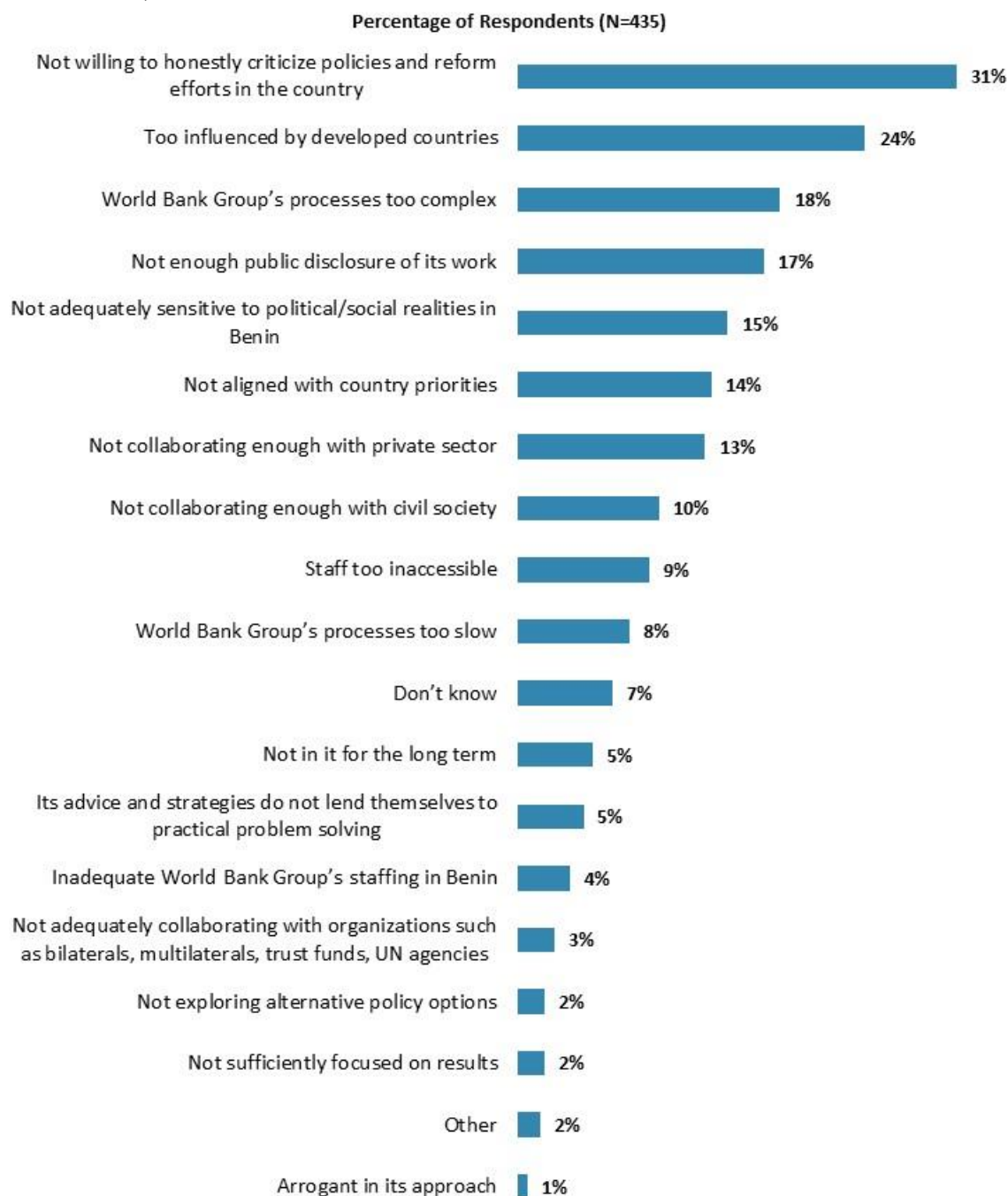
"When thinking about the World Bank Group's role, which activity do you believe is of greatest VALUE and which activity is of second greatest value in Benin?"
(Respondents chose from a list.)



V. Overall Attitudes toward the World Bank Group (continued)

Greatest Weakness

- **Year comparison:** Respondents in the previous FY'15 Country Survey indicated that the WBG's greatest weakness in its work in Benin was "*not enough public disclosure of its work*" (32%).

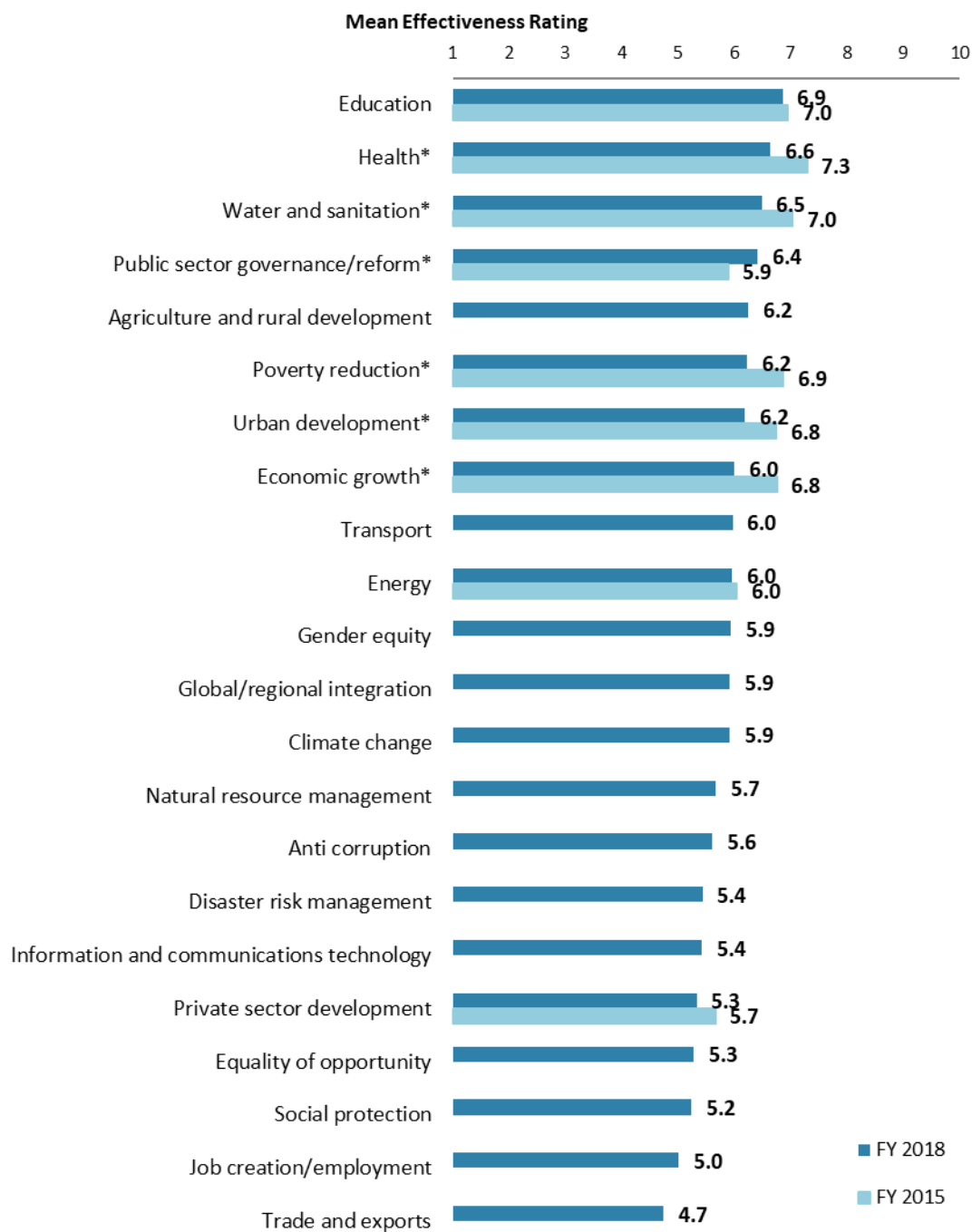


"Which of the following do you identify as the World Bank Group's greatest WEAKNESSES in its work in Benin? (Choose no more than TWO)" (Respondents chose from a list. Responses combined.)



VI. Sectoral Effectiveness

Effectiveness of WBG's Support in Sectoral Areas: Year Comparison⁵



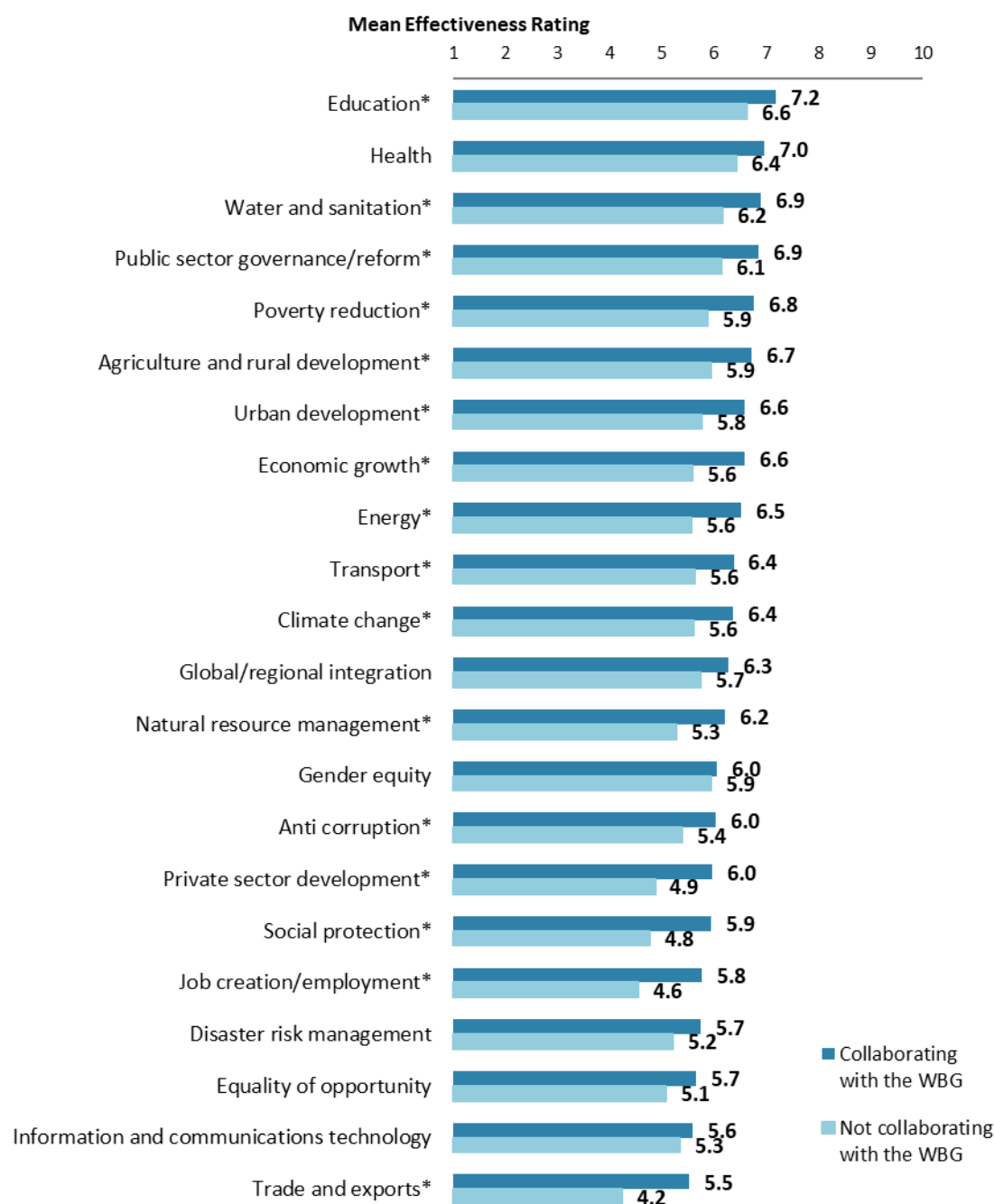
"How EFFECTIVE do you believe the World Bank Group is in terms of the work it does in the following areas of development in Benin?" (1-"Not effective at all", 10-"Very effective")
*(*Significantly different between FY 2018 and FY 2015)*

⁵ Means presented in this chart were calculated based on weighted data. See Appendix E for details.



VI. Sectoral Effectiveness (continued)

Effectiveness of WBG's Support in Sectoral Areas: Collaboration⁶



"How EFFECTIVE do you believe the World Bank Group is in terms of the work it does in the following areas of development in Benin?" (1-"Not effective at all", 10-"Very effective")
*(*Significantly different between collaborators and non-collaborators with the WBG)*

⁶ Note in the Appendix on the sectoral effectiveness (Appendix A, page 50) that primarily informed stakeholders responded to this question. Respondents were given the option of "don't know" if they did not have exposure to the WBG's work in certain development areas.



VI. Sectoral Effectiveness (continued)

Drivers of Effectiveness

To determine the key drivers of respondents' ratings of the World Bank Group's overall effectiveness and ratings of its ability to help achieve development results in Benin, bivariate correlational analyses were conducted using respondents' ratings of the twenty-two specific areas of effectiveness.

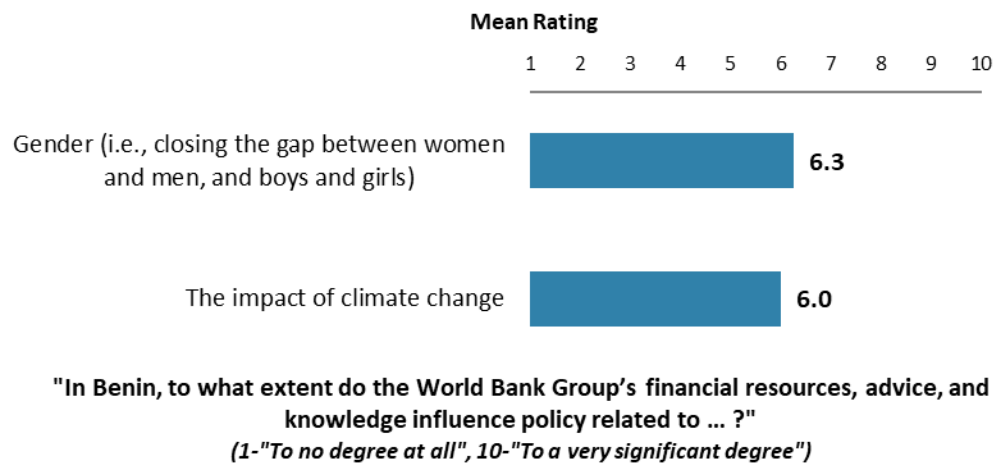
Correlational analyses, however, are not able to tell us exactly what is causing respondents' ratings of the World Bank Group's overall effectiveness or ratings of its ability to help achieve development results. Rather, these analyses tell us that as ratings of effectiveness in one area increase, respondents' ratings of the WBG's overall effectiveness increase, or as ratings of effectiveness in one area increase, ratings of the WBG's ability to help achieve development results increase. Thus, it can be inferred that respondents' perceptions of effectiveness in one specific area are related to, or drive, respondents' perceptions of the WBG's overall effectiveness or perceptions of the WBG's ability to help achieve development results.

- Overall Effectiveness: Those specific areas with the highest Pearson Product-Moment correlations were determined to be the most closely related to perceptions of the WBG's overall effectiveness, suggesting that ratings of effectiveness in those specific areas are drivers of perceptions of the WBG's overall effectiveness in Benin. The areas determined to be key drivers from these analyses were:
 - The WBG's effectiveness at economic growth; and
 - The WBG's effectiveness at job creation/employment.
- Achieving Development Results: Those specific areas with the highest Pearson Product-Moment correlations were determined to be the most closely related to perceptions of the WBG's ability to help achieve development results in Benin, suggesting that ratings of effectiveness in those specific areas are drivers of perceptions of the WBG's ability to help achieve development results. The area determined to be key driver from these analyses was:
 - The WBG's effectiveness at economic growth;
 - The WBG's effectiveness at trade and exports; and
 - The WBG's effectiveness at agriculture and rural development.

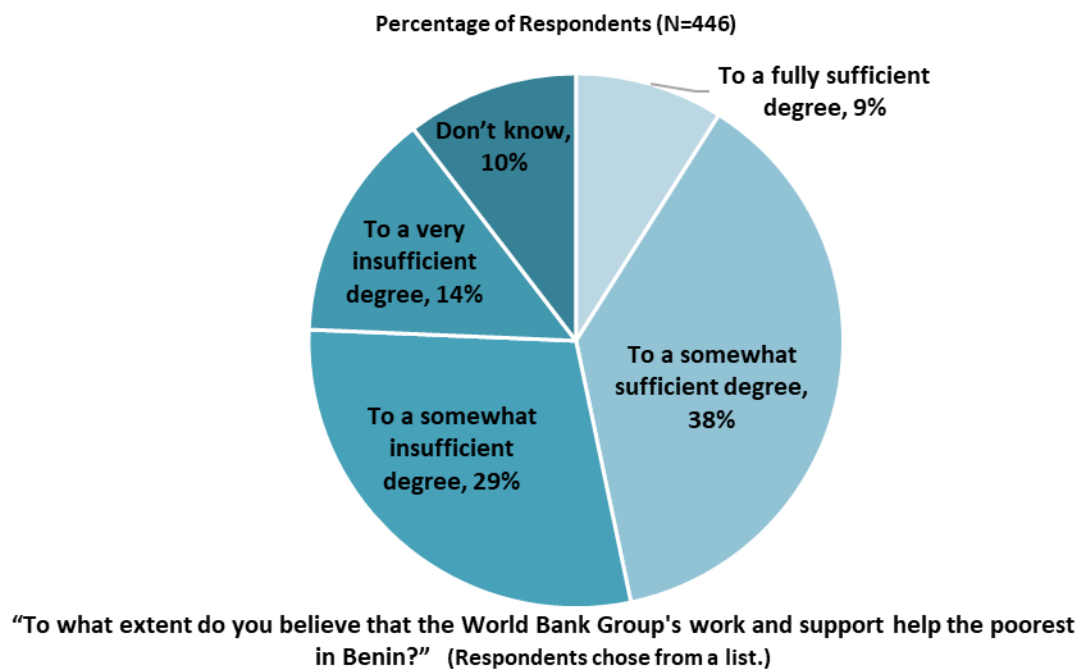


VI. Sectoral Effectiveness (continued)

WBG's Influence on Gender and Climate Change Policy



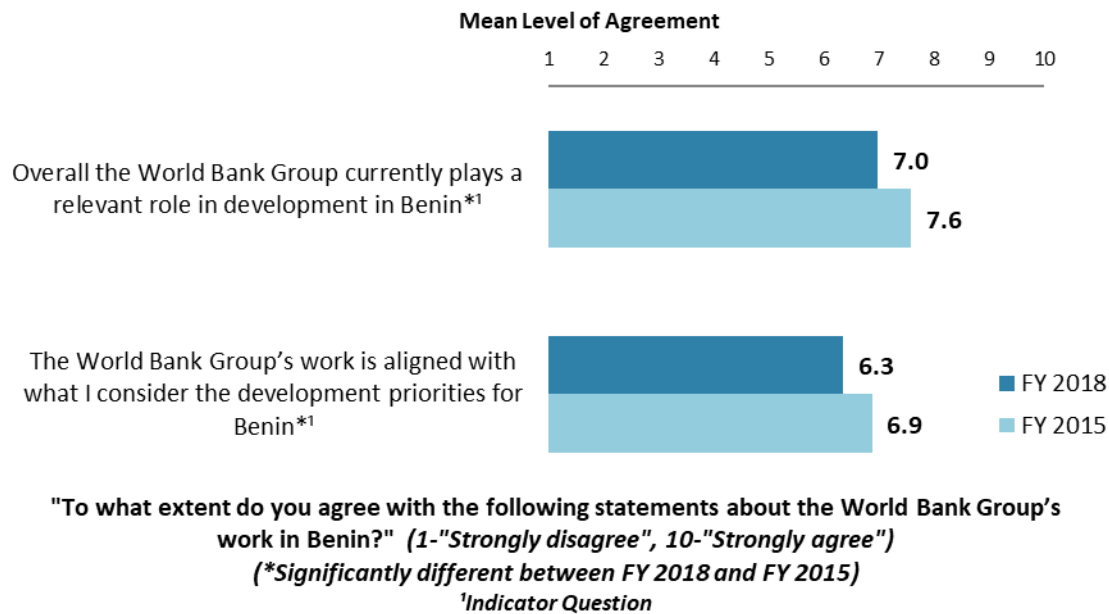
Helping the Poorest



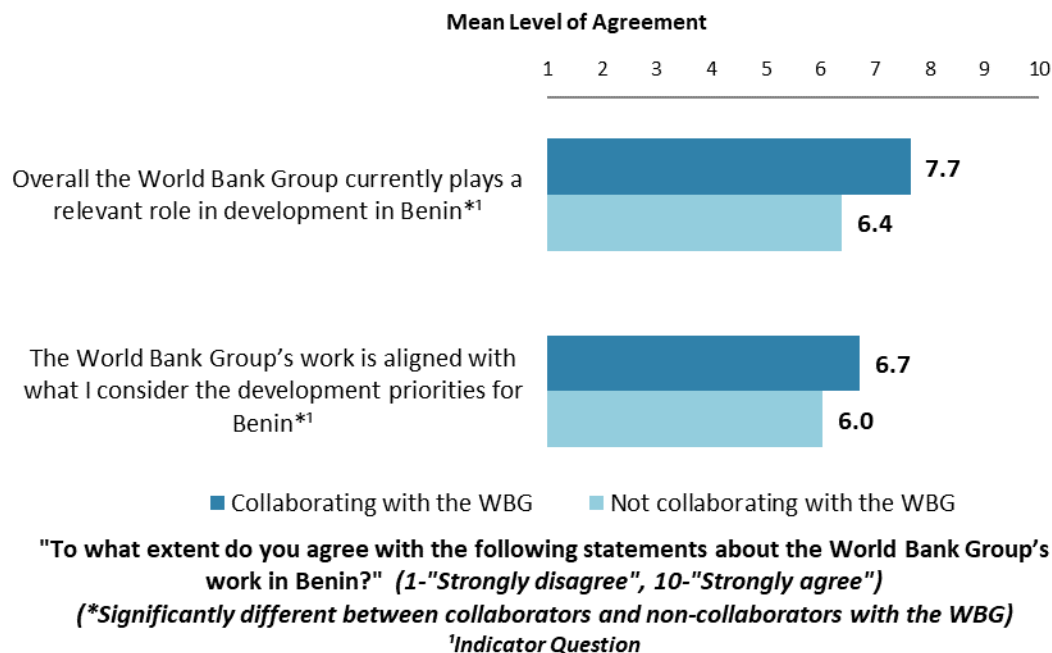


VII. How the World Bank Group Operates

The World Bank Group's Work in Benin: Year Comparison⁷



The World Bank Group's Work in Benin: Collaboration

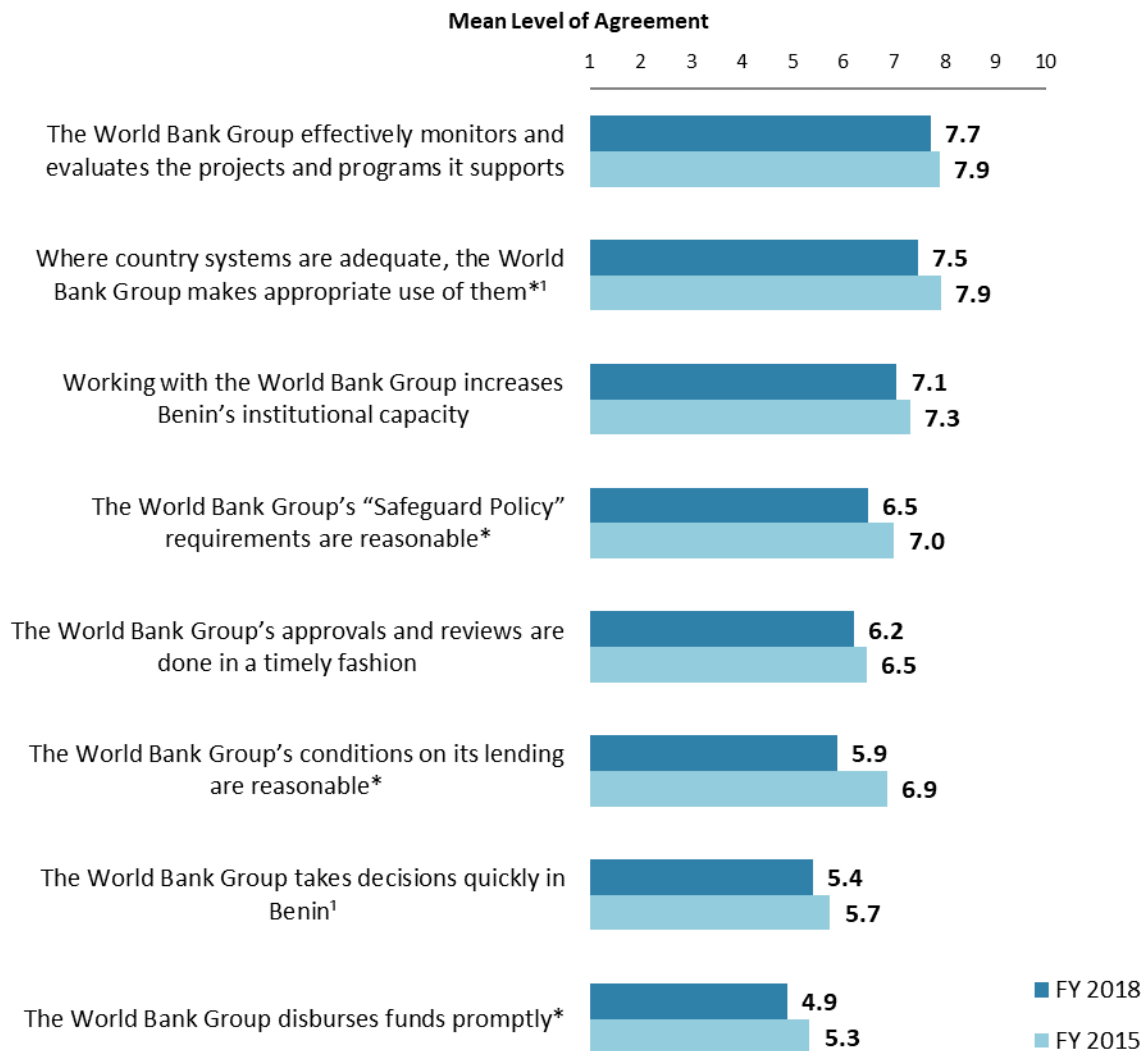


⁷ Means in the chart were calculated based on weighted data.



VII. How the World Bank Group Operates (continued)

Overall Perceptions: Year Comparison⁸



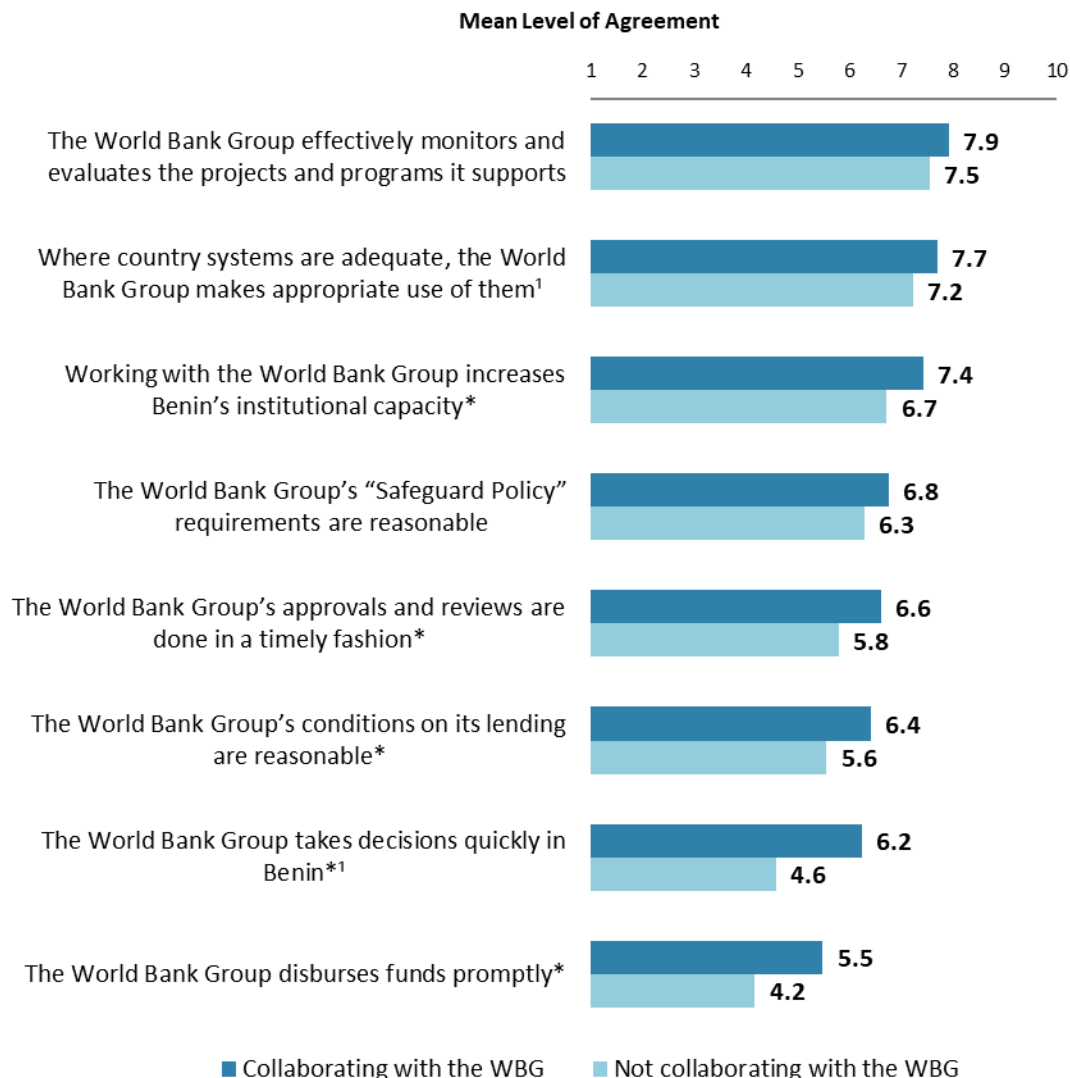
"To what extent do you agree/disagree with the following statements?"
(1-"Strongly disagree", 10-"Strongly agree")
*(*Significantly different between FY 2018 and FY 2015)*
¹Indicator Question

⁸ Means in the chart were calculated based on weighted data.



VII. How the World Bank Group Operates (continued)

Overall Perceptions: Collaboration



"To what extent do you agree/disagree with the following statements?"
(1-"Strongly disagree", 10-"Strongly agree")
(*Significantly different between collaborators and non-collaborators with the WBG)
¹Indicator Question



VII. How the World Bank Group Operates (continued)

The WBG as an Effective Development Partner: Year Comparison⁹



"To what extent is the World Bank Group an effective development partner in Benin, in terms of each of the following?" (1-"To no degree at all", 10-"To a very significant degree")

(*Significantly different between FY 2018 and FY 2015)

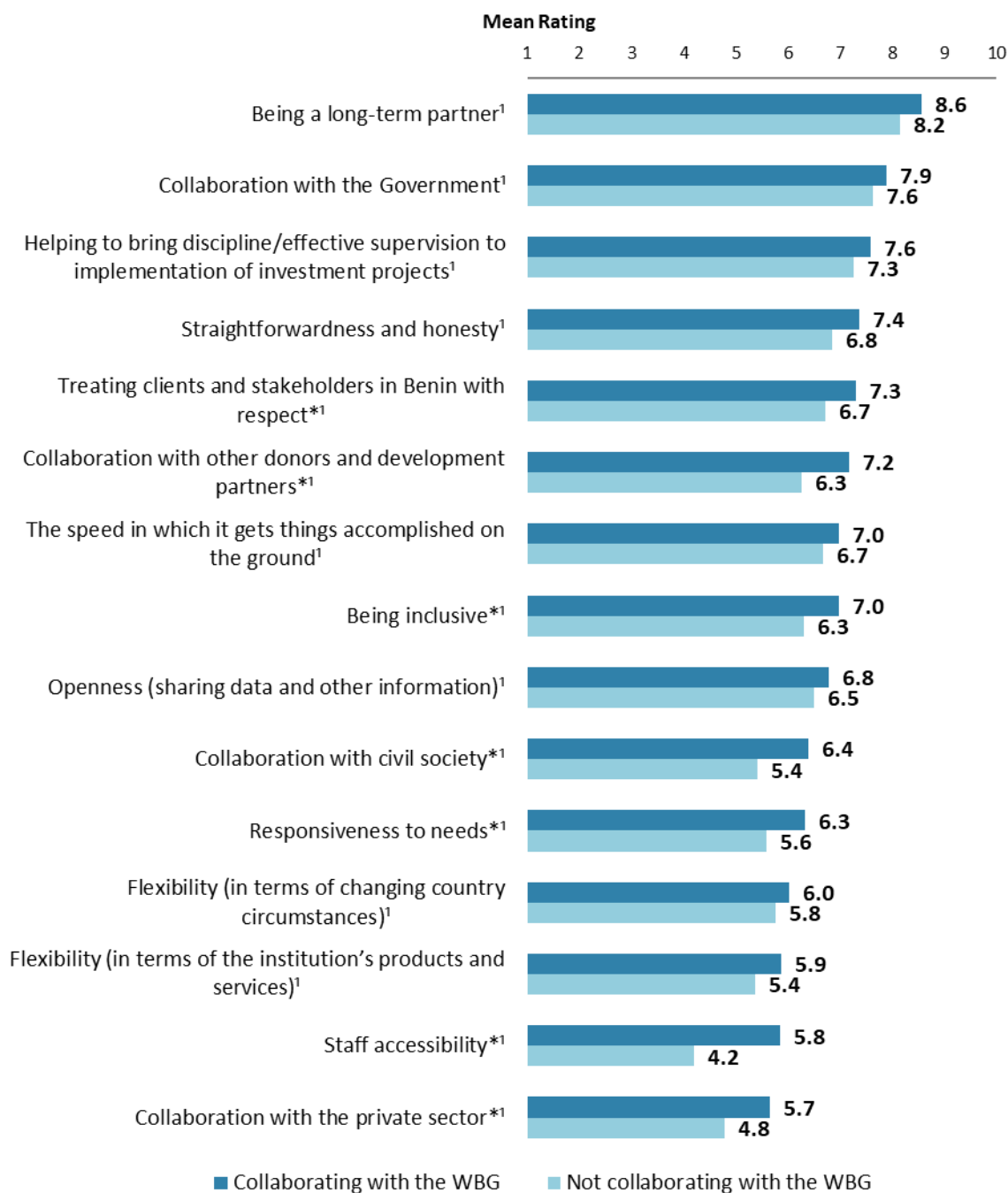
¹Indicator Question

⁹ Means in the chart were calculated based on weighted data.



VII. How the World Bank Group Operates (continued)

The WBG as an Effective Development Partner: Collaboration



"To what extent is the World Bank Group an effective development partner in Benin, in terms of each of the following?" (1-"To no degree at all", 10-"To a very significant degree")

(*Significantly different between collaborators and non-collaborators with the WBG)

¹Indicator Question



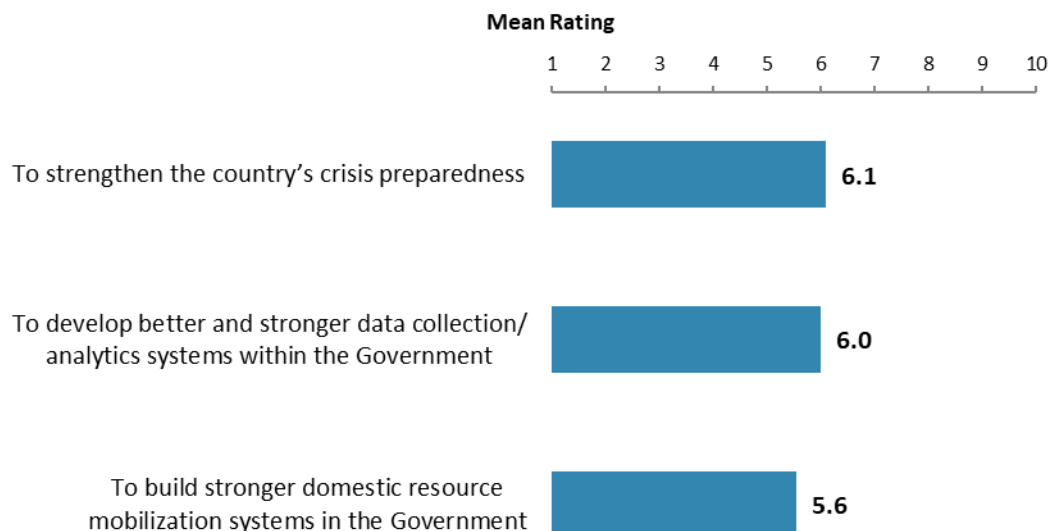
VII. How the World Bank Group Operates (continued)

Mobilizing Finance for Development from Private Sector Sources



"How effectively does the World Bank Group help Benin to mobilize finance for development from private sector sources?" (1-"Not effectively at all", 10-"Very effectively")

The World Bank Group's Support to Benin

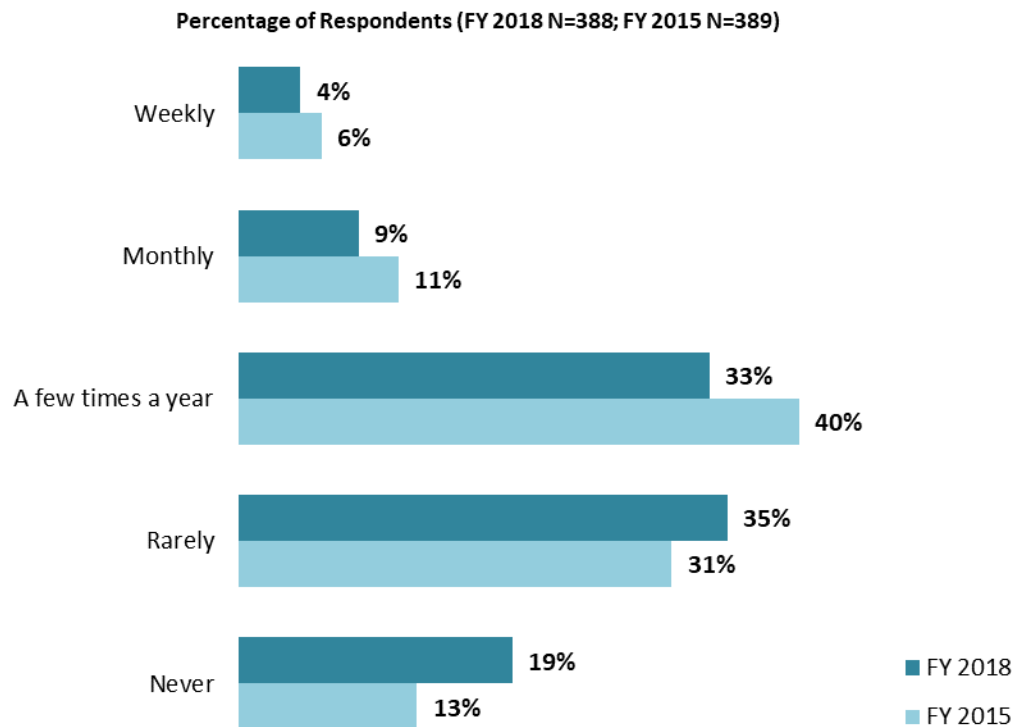


"How effectively does the World Bank Group support Benin's efforts ... ?" (1-"Not effectively at all", 10-"Very effectively")



VIII. World Bank Group's Knowledge and Instruments

Frequency of Consulting WBG Knowledge Work and Activities¹⁰



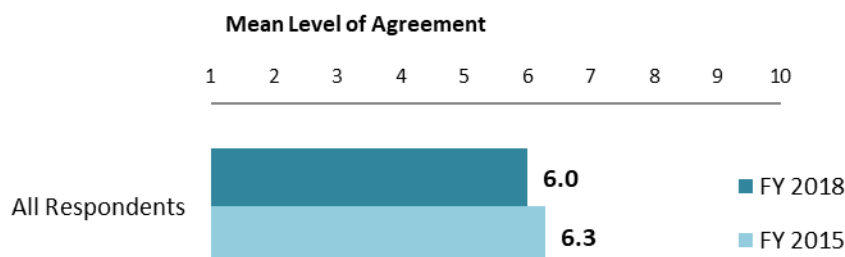
"How frequently do you consult World Bank Group's knowledge work and activities in the work you do?"
(Respondents chose from a list.)

¹⁰ Percentages presented in the chart were calculated based on weighted data.




VIII. World Bank Group's Knowledge and Instruments (continued)

Meeting Benin's Knowledge Needs¹¹ (*Indicator Question*)



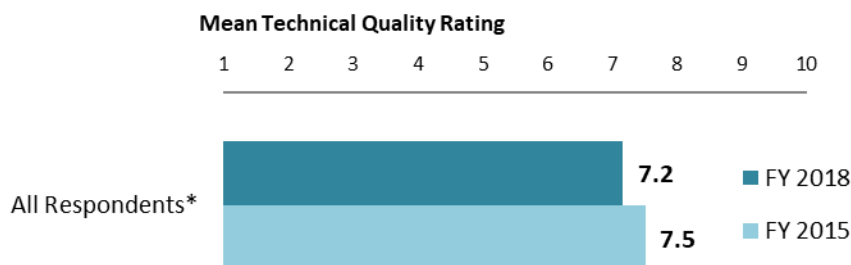
"The World Bank Group meets Benin's needs for knowledge services (e.g., research, analysis, data, technical assistance)" (1-"Strongly disagree", 10-"Strongly agree")

Contribution of the WBG's Knowledge Work and Activities (*Indicator Question*)



"Overall, how significant a contribution do you believe the World Bank Group's knowledge work and activities make to development results in your country?"
(1-"Not significant at all", 10-"Very significant")
(*Significantly different between FY 2018 and FY 2015)

Technical Quality of the WBG's Knowledge Work and Activities (*Indicator Question*)



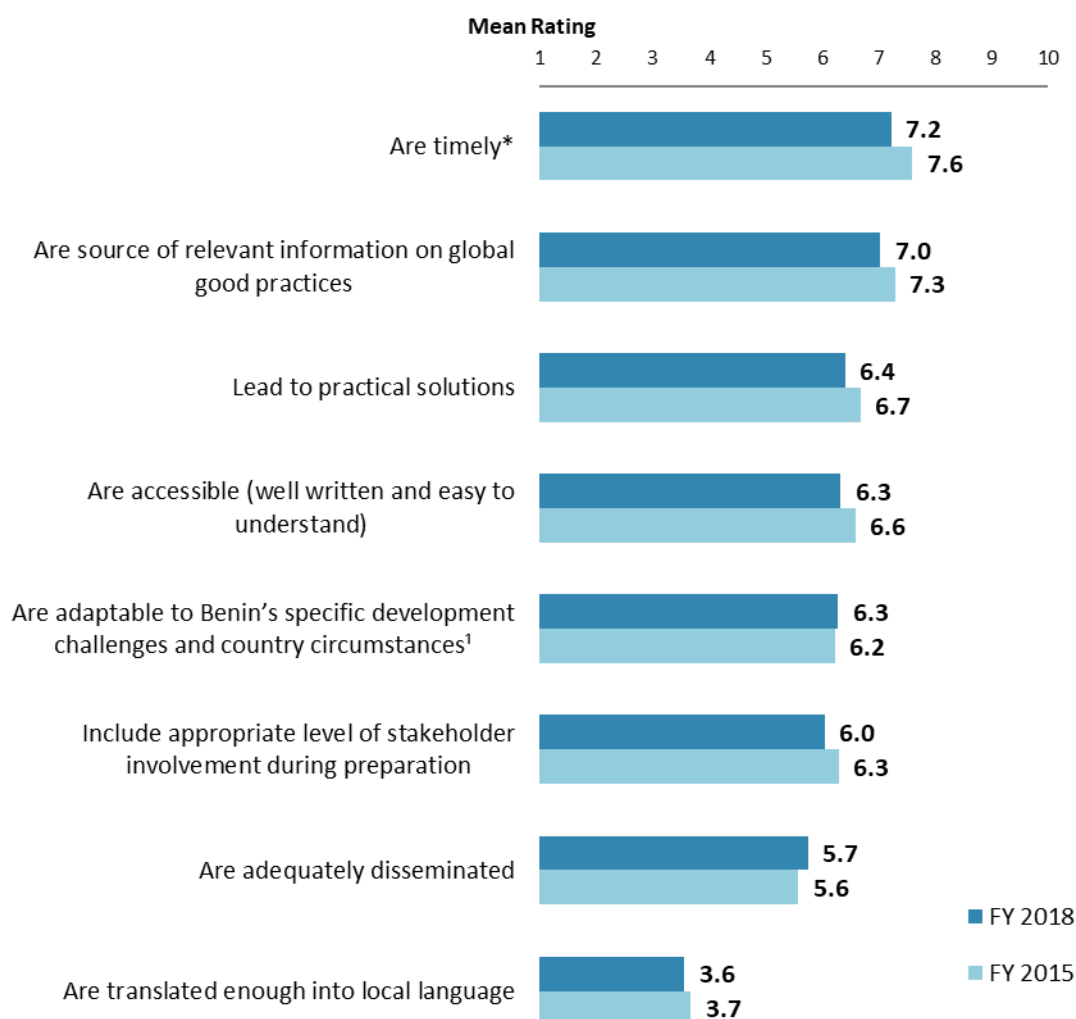
"Overall, how would you rate the technical quality of the World Bank Group's knowledge work and activities?" (1-"Very low technical quality", 10-"Very high technical quality")
(*Significantly different between FY 2018 and FY 2015)

¹¹ Means in the charts on this page were calculated based on weighted data.



VIII. World Bank Group's Knowledge and Instruments (continued)

Qualities of the WBG's Knowledge Work and Activities¹²



"In Benin, to what extent do you believe that the World Bank Group's knowledge work and activities:" (1-"To no degree at all", 10-"To a very significant degree")

(*Significantly different between FY 2018 and FY 2015)

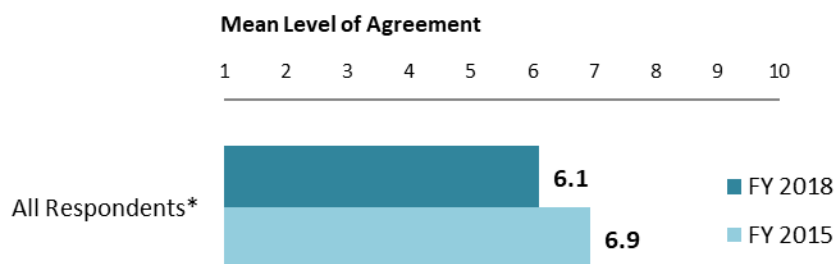
¹Indicator Question

¹² Means in the charts on this page were calculated based on weighted data.



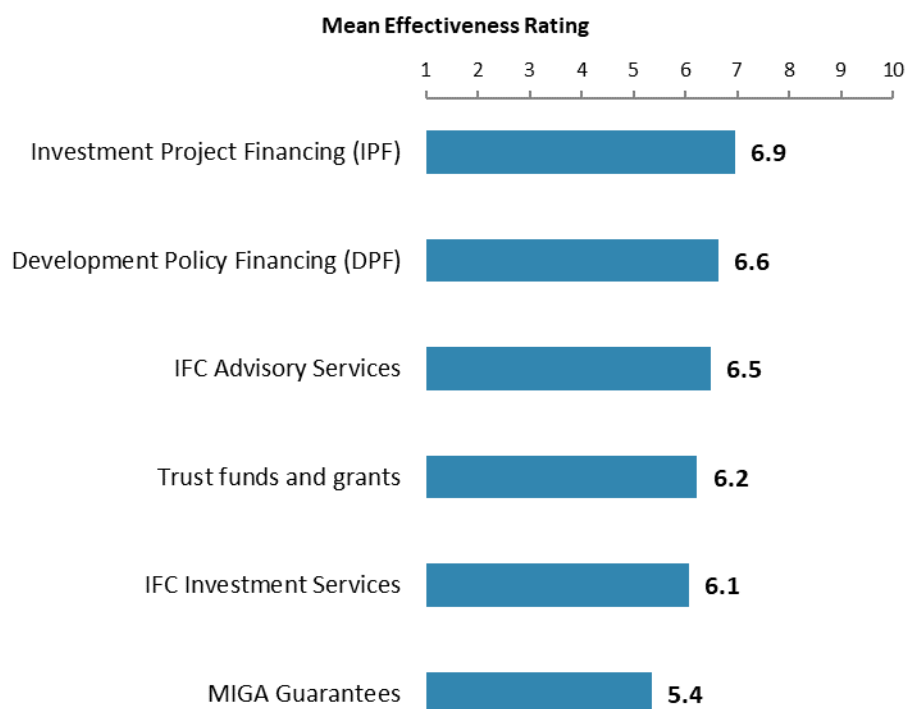
VIII. World Bank Group's Knowledge and Instruments (continued)

Meeting Benin's Needs for Financial Instruments¹³ (Indicator Question)



"The World Bank Group's financial instruments (i.e., investment lending, Development Policy Loan, Trust Funds, etc.) meet the needs of Benin."
(1-"Strongly disagree", 10-"Strongly agree")
(*Significantly different between FY 2018 and FY 2015)

Effectiveness of WBG's Instruments



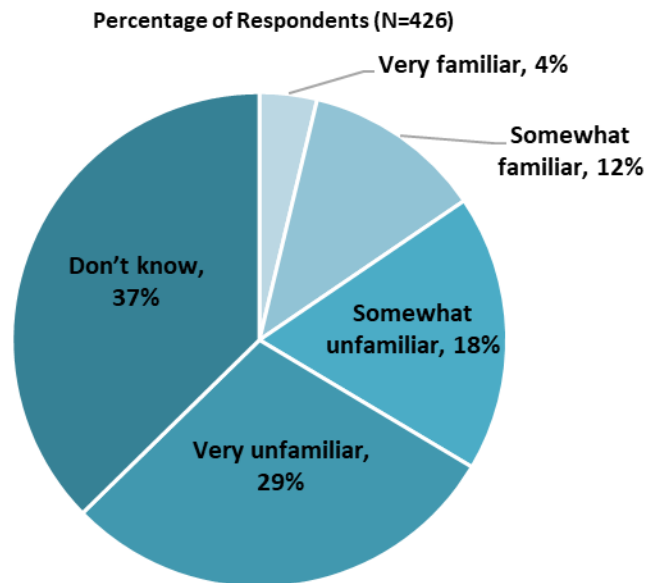
"How effective do you believe the following World Bank Group's instruments are in supporting the Benin Government's efforts to reduce poverty?"
(1 - "Not effective at all", 10 - "Very effective")

¹³ Means in the chart were calculated based on weighted data.



VIII. World Bank Group's Knowledge and Instruments (continued)

Familiarity with WBG's New/Expanded Financial Instruments



"As part of IDA18, the World Bank Group has expanded (or developed) a number of financial instruments to respond to challenges in IDA countries. These include the Crisis Response Window (CRW), Pandemic Emergency Finance Facility (PEF), Catastrophe Deferred Draw Down Option (CAT-DDO), and the Private Sector Window (PSW).

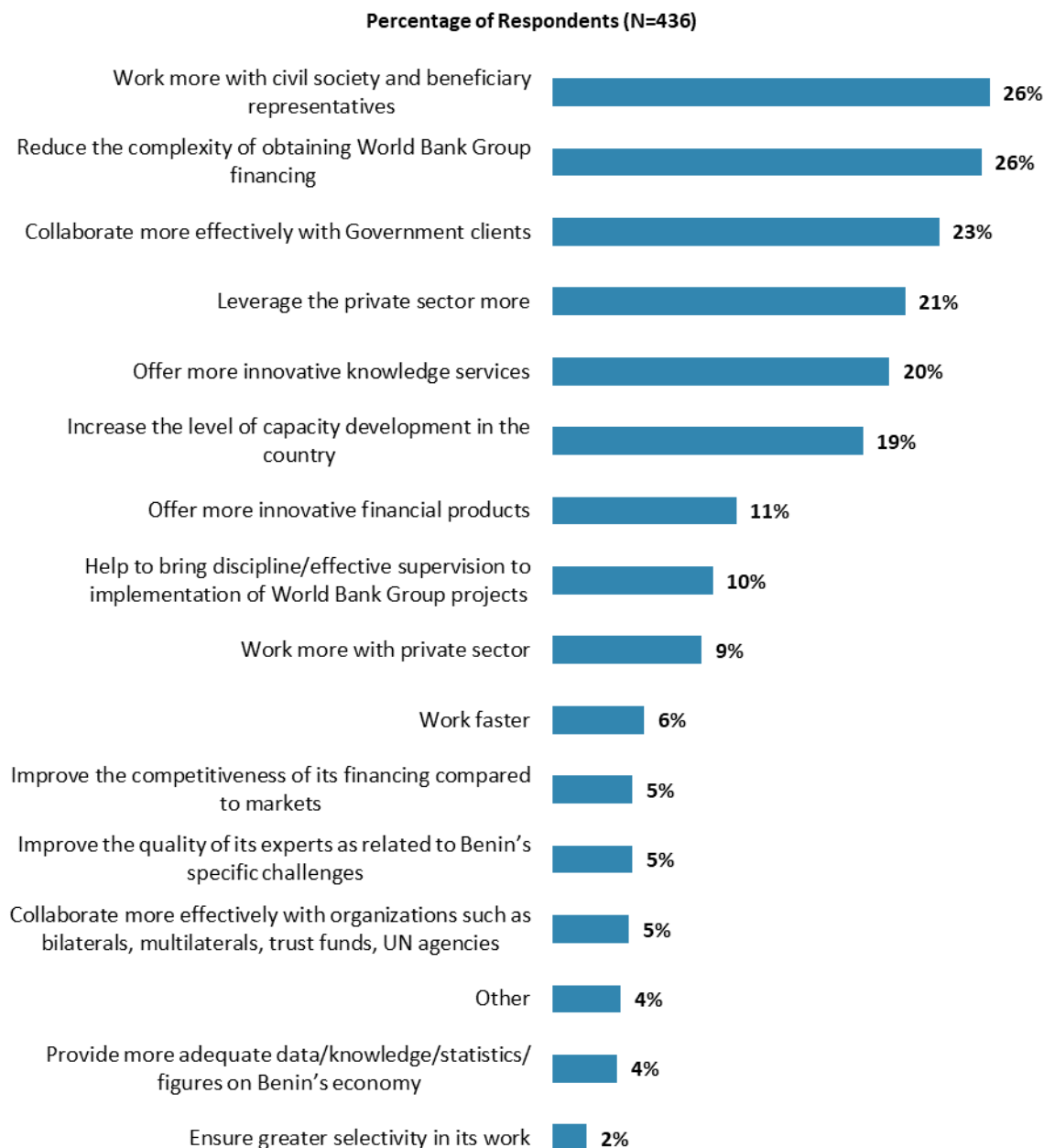
In general, how familiar are you with these new or expanded financial instruments in Benin?"
(Respondents chose from a list.)



IX. The Future Role of the World Bank Group in Benin

Making the World Bank Group of Greater Value

- **Year comparison:** Respondents in the previous FY'15 Country Survey indicated that the WBG should “*reach out more to groups outside of the Government*” (49%) to make itself of greater value in Benin.



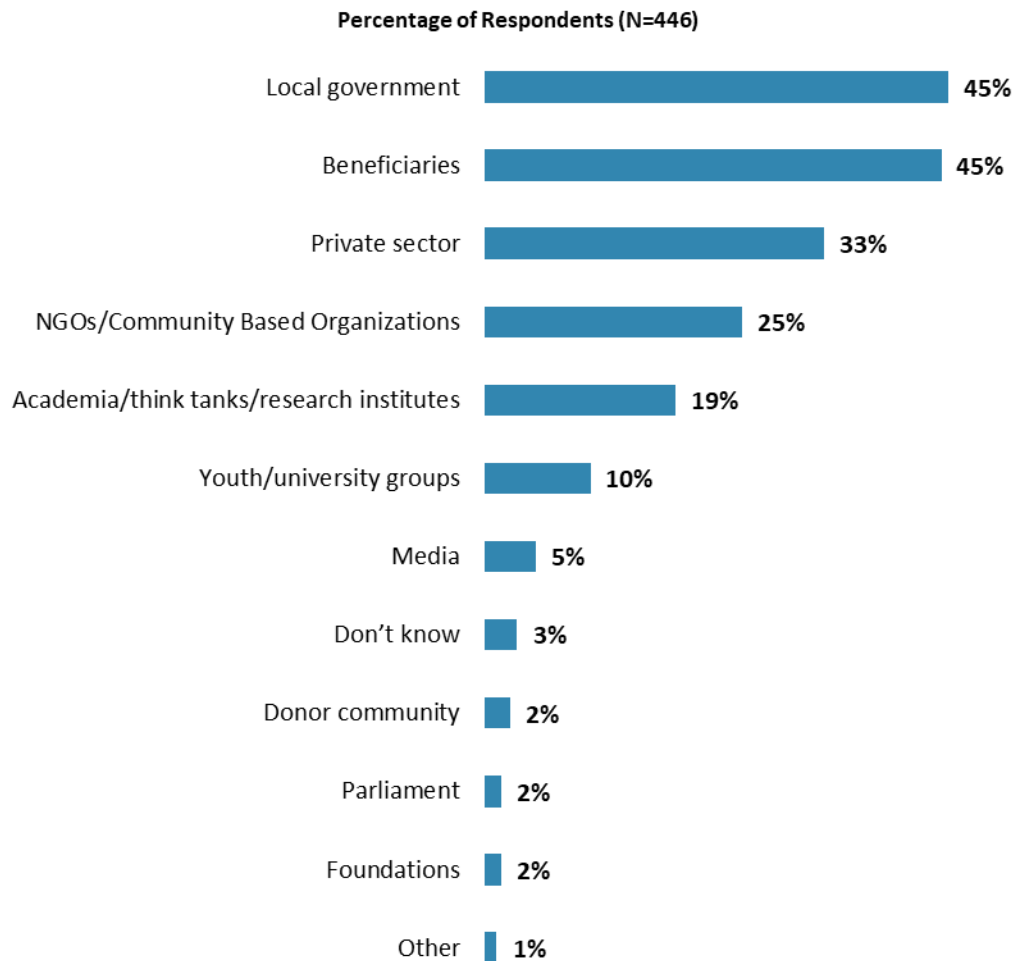
"Which of the following SHOULD the World Bank Group do to make itself of greater value in Benin? (Choose no more than TWO)" (Respondents chose from a list. Responses combined.)



IX. The Future Role of the WBG in Benin (continued)

The World Bank Group Should Collaborate More with ...

- **Year comparison:** Respondents in the previous FY'15 Country Survey indicated that the WBG should work more with “*private sector*” (45%), “*local government*” (40%), and “*NGOs/CBOs*” (33%) to ensure better development results in Benin.



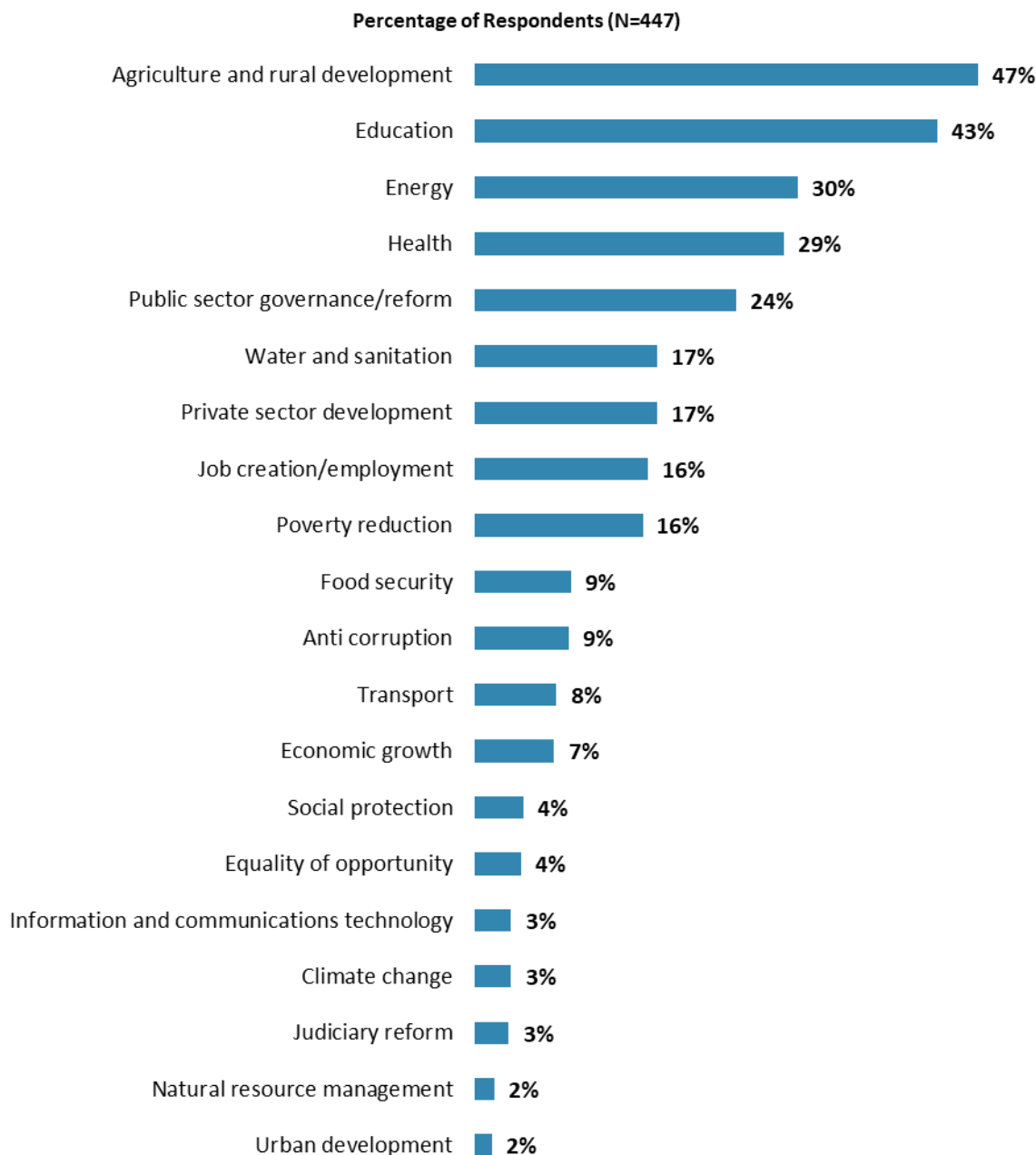
"In addition to the regular relations with the national government, which TWO of the following groups should the World Bank Group collaborate with more in your country?"
(Respondents chose from a list. Responses combined.)



IX. The Future Role of the WBG in Benin (continued)

Where the World Bank Group Should Focus its Resources

- **Year comparison:** Respondents in the previous FY'15 Country Survey indicated that the WBG should focus its resources on “*agricultural development*” (53%), “*education*” (42%), and “*public sector governance*” (33%).

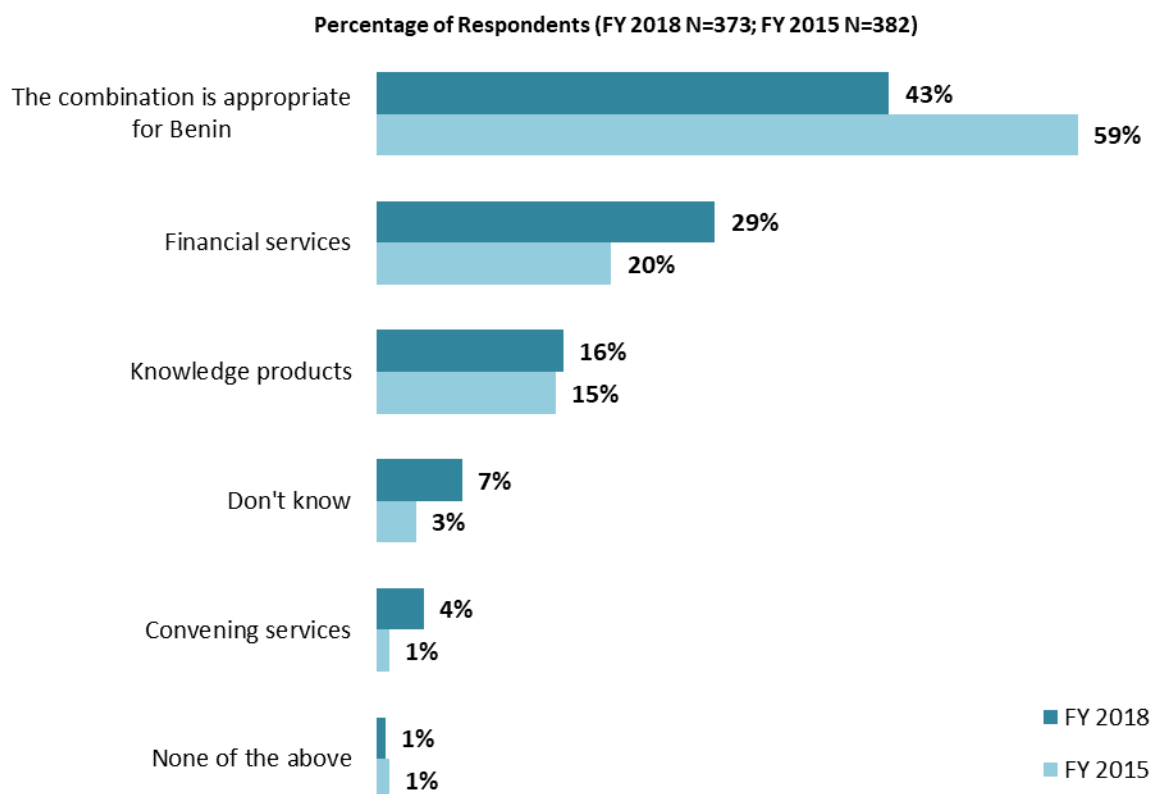


“When thinking about how the World Bank Group can have the most impact on development results in Benin, in which sectors do you believe the WBG should focus most of its resources in Benin? (Choose no more than THREE)” (Respondents chose from a list. Responses combined. Top 20 of 25 response options shown.)



IX. The Future Role of the WBG in Benin (continued)

Future Combination of the WBG Services¹⁴



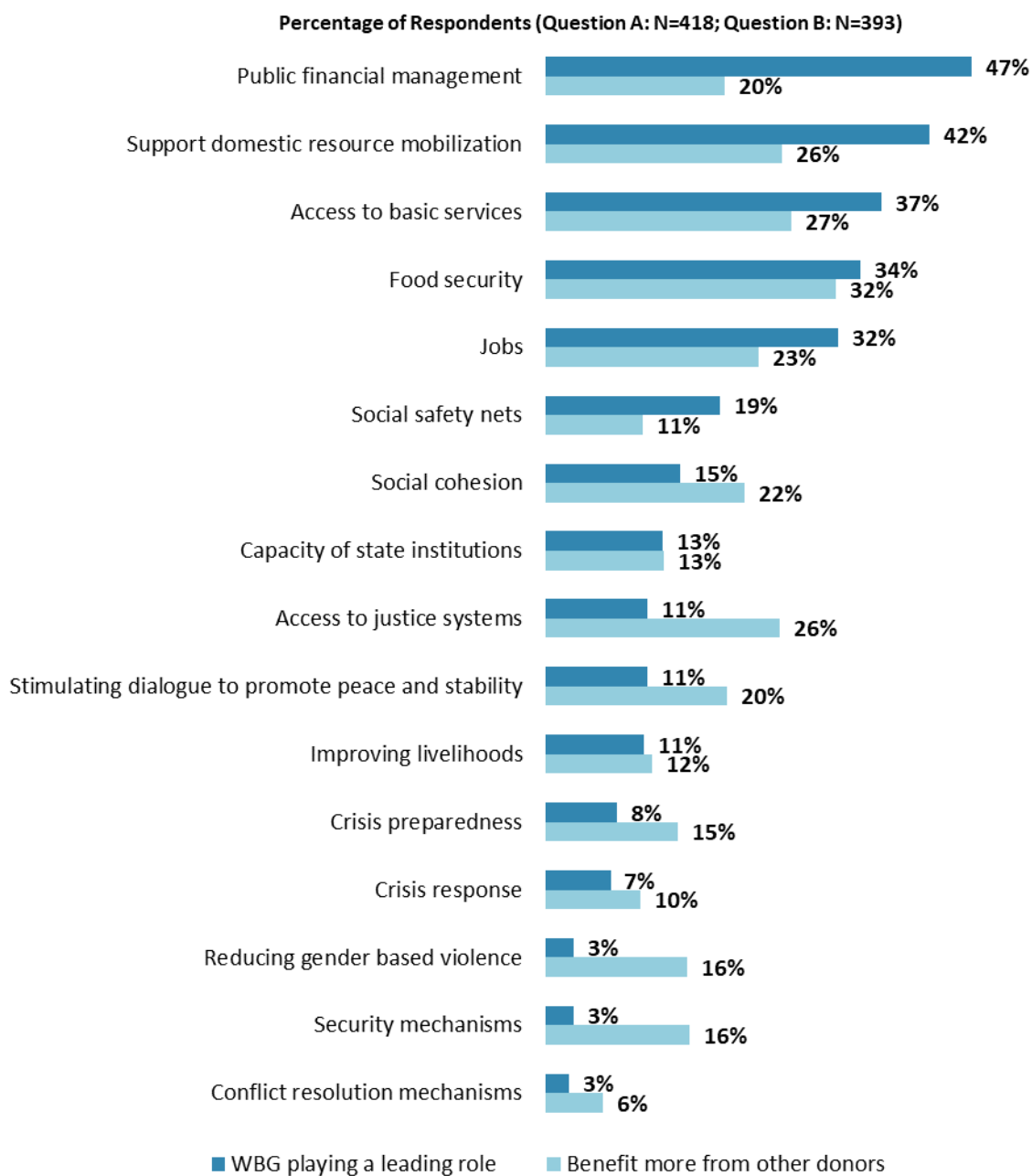
"When considering the combination of services that the World Bank Group offers in Benin, and taking into account its limited level of resources, which ONE of the following do you believe the WBG should offer more of in Benin?" (Respondents chose from a list.)

¹⁴ Percentages presented in this chart were calculated based on weighted data.



IX. The Future Role of the WBG in Benin (continued)

The WBG Playing a Leading Role vs. Other Donors



"Please answer the following questions:

A. Which THREE areas below would benefit most from the World Bank Group playing a leading role among international partners in Benin?

B. Which THREE areas below would benefit most from other donors in Benin?"
(Respondents chose from a list. Responses combined.)

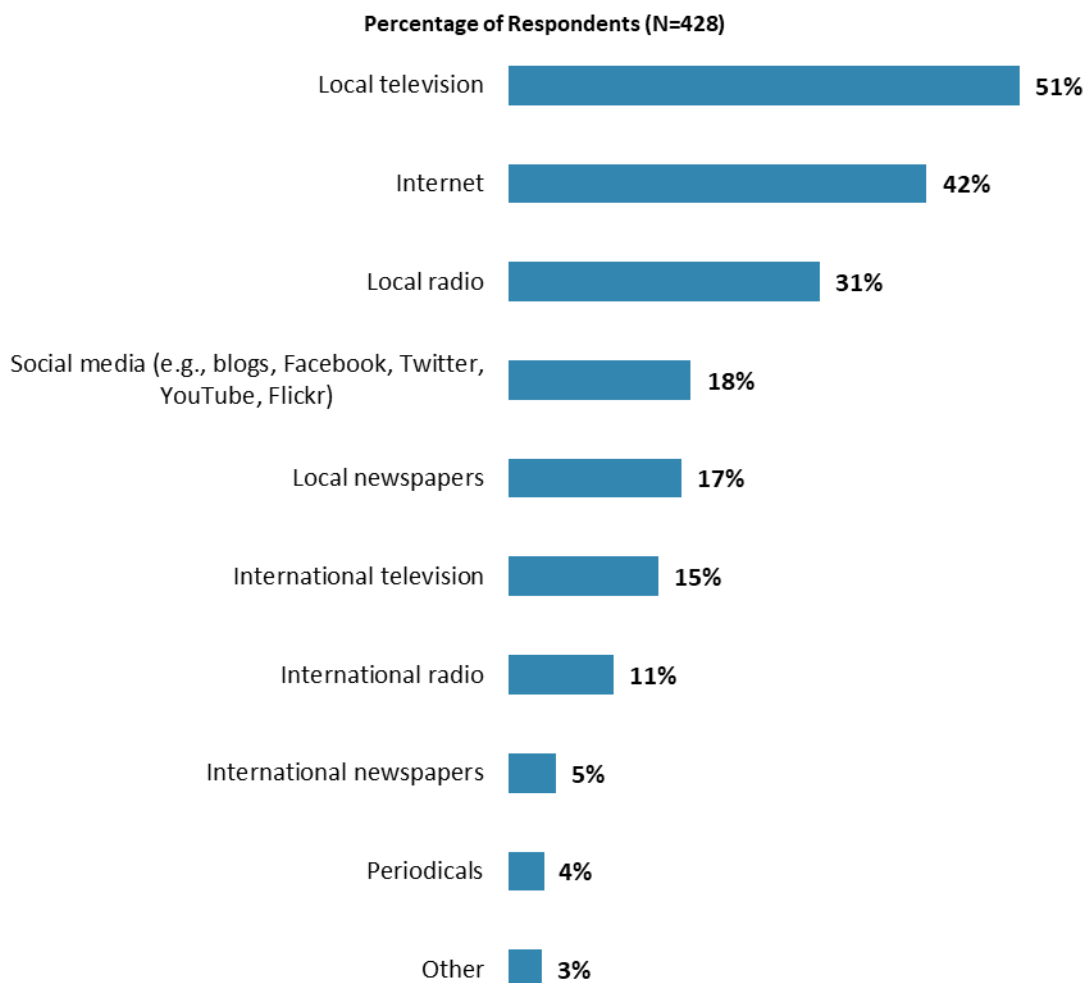


X. Communication and Outreach

Note: When considering the World Bank Group's future outreach with key constituencies, please see Appendix B (page 59) for all responses by stakeholder groups.

General Information Sources

- **Year comparison:** Respondents in the previous FY'15 Country Survey indicated that they got most of their information about economic and social development issues in Benin from “*local television*” (43%) and “*Internet*” (41%).



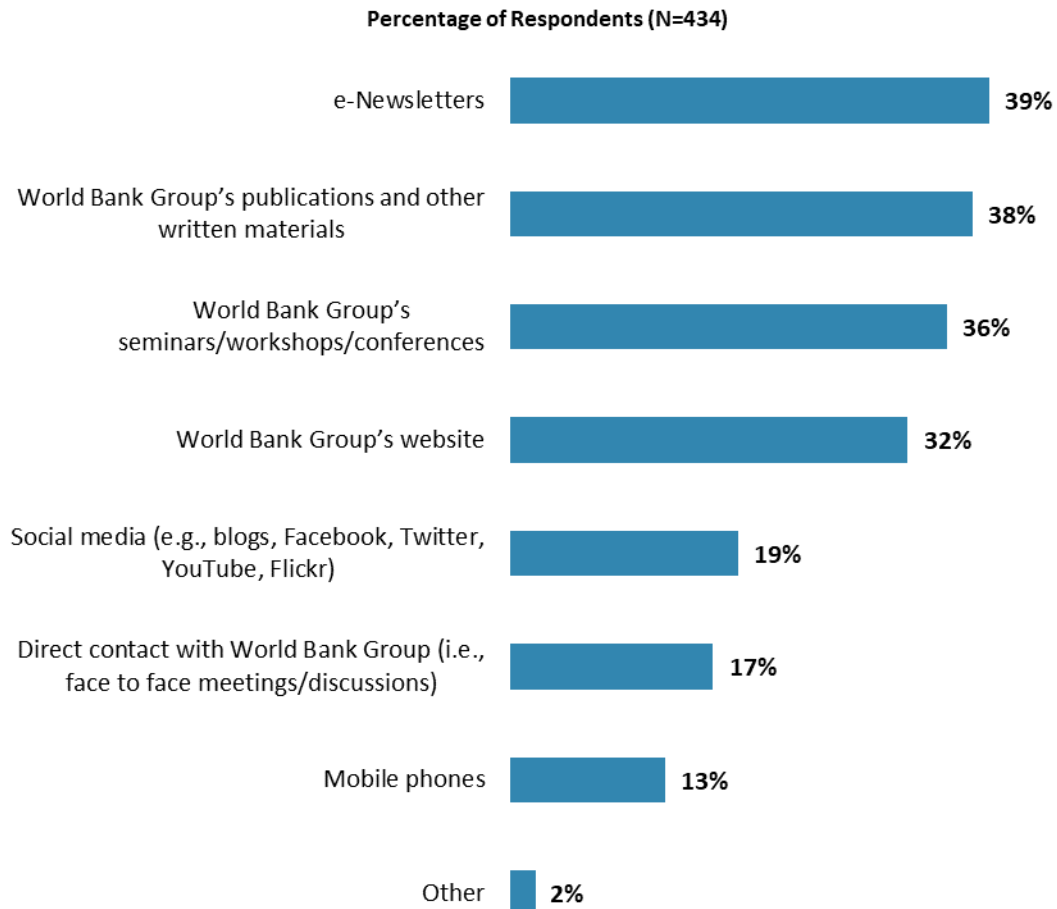
"How do you get most of your information about economic and social development issues in Benin? (Choose no more than TWO)" (Respondents chose from a list. Responses combined.)



X. Communication and Outreach (continued)

Preferred Information Sources

- **Year comparison:** Respondents in the previous FY'15 Country Survey indicated that they would prefer to receive information from the WBG through its “*e-Newsletters*” (39%) and “*WBG’s seminars/workshops/conferences*” (39%).

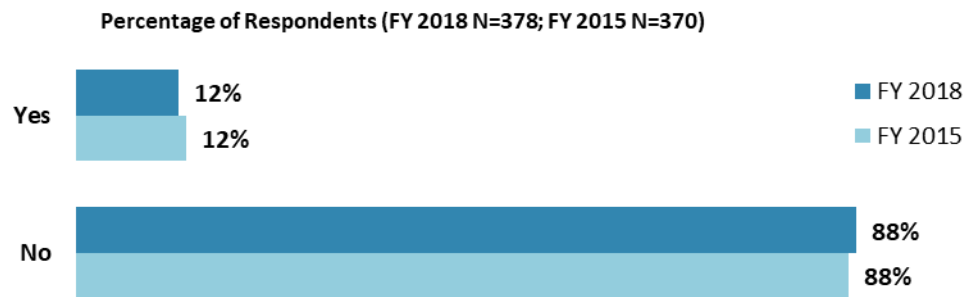


**"How would you prefer to receive information from the World Bank Group?
(Choose no more than TWO)" (Respondents chose from a list. Responses combined.)**



X. Communication and Outreach (continued)

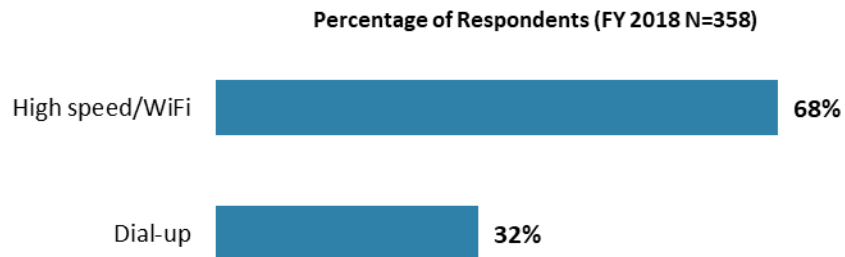
Access to Information¹⁵



"Are you aware of the World Bank Group's Access to Information Policies under which the WBG discloses any information in its possession that is not on a list of exceptions?"

Access to the Internet

- 71 percent of respondents in this year's Country Survey indicated that they had reliable access to the Internet.



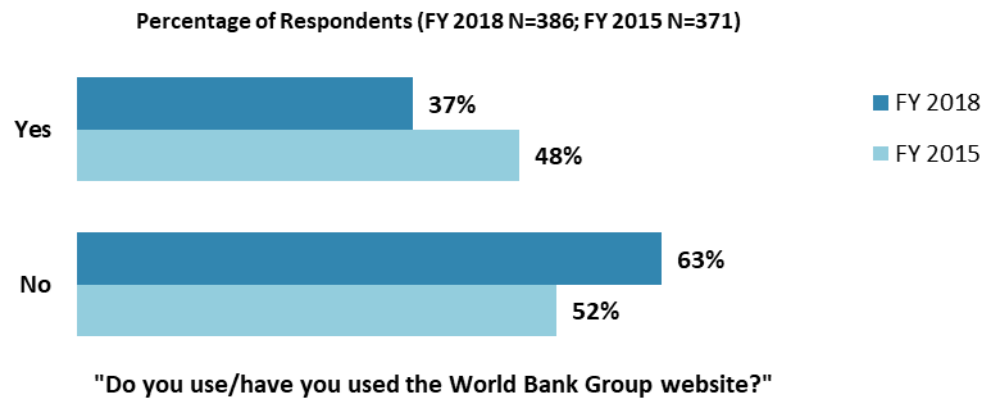
"Which Internet connection do you use primarily when visiting a World Bank Group website?"
(Respondents chose from a list.)

¹⁵ Percentages presented in the chart were calculated based on weighted data.

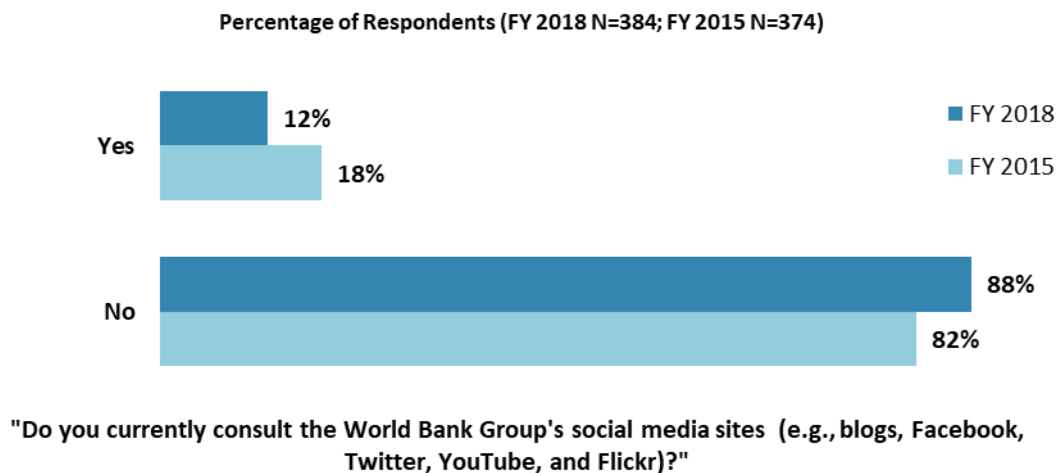


X. Communication and Outreach (continued)

The WBG Website Usage¹⁶



Use of the WBG's Social Media Channels



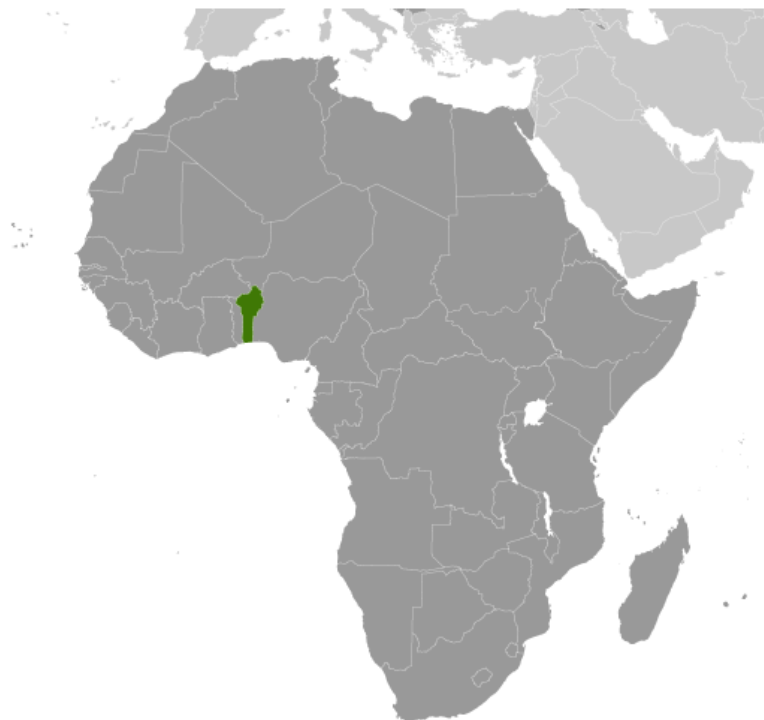
¹⁶ Percentages presented in the charts on this page were calculated based on weighted data.



XI. Appendices

A. Responses to All Questions across All Respondents.....	43
B. Responses to All Questions by Stakeholder Groups.....	59
C. Responses to Indicator Questions by Geographic Location.....	81
D. Responses to Select Questions by Levels of Collaboration with the World Bank Group	83
E. Responses to Select Questions by Year.....	89
F. Indicator Questions as a Function of Exposure to the WBG	96
G. WBG Country Opinion Survey FY 2018 – Benin Questionnaire	97

BENIN





Appendix A: Responses to All Questions across All Respondents (N=452)

All rating scale questions are presented with the total number of respondents that provided a rating (N), the number of respondents who indicated that they “Don’t know” (DK), the mean rating across all respondents (Mean), and the standard deviation of this mean (SD). Indicator questions are noted with an asterisk (*).

A. General Issues Facing Benin

1. In general, would you say that Benin is headed in ... ?	Percentage of Respondents (N=401)
The right direction	72.3%
The wrong direction	7.0%
Not sure	20.7%

2. Listed below are a number of development priorities in Benin. Please identify which of the following you consider the most important development priorities in Benin. (Choose no more than THREE)	Percentage of Respondents (Responses Combined; N=416)
Education	46.6%
Public sector governance/reform (i.e., government effectiveness, public financial management, public expenditure, fiscal system reform)	45.2%
Agriculture and rural development	32.2%
Private sector development	23.1%
Energy	22.1%
Health	19.7%
Anti corruption	14.7%
Job creation/employment	13.7%
Water and sanitation	12.5%
Food security	12.3%
Poverty reduction	11.3%
Social protection (e.g., pensions, targeted social assistance)	9.9%
Economic growth	7.7%
Transport (e.g., roads, bridges, transportation)	6.3%
Gender equity (closing the gap between women and men, and boys and girls)	3.4%
Climate change (e.g., mitigation, adaptation)	3.4%
Judiciary reform	2.6%
Equality of opportunity (i.e., social inclusion)	2.6%
Urban development	2.4%
Natural resource management	2.4%
Information and communications technology	1.9%
Global/regional integration	1.0%
Trade and exports	0.5%
Disaster risk management	0.5%
Financial markets	0.2%

**A. General Issues Facing Benin (continued)**

3. Poverty reduction is a broad term that encompasses work in many different areas. Which THREE areas of development listed below do you believe would contribute most to reducing poverty in Benin? (Choose no more than THREE)	Percentage of Respondents (Responses Combined; N=448)
Agriculture and rural development	60.7%
Job creation/employment	33.9%
Economic growth	27.0%
Education	26.8%
Anti corruption	25.0%
Public sector governance/reform (i.e., government effectiveness, public financial management, public expenditure, fiscal system reform)	19.4%
Energy	15.0%
Food security	14.3%
Private sector development	12.9%
Equality of opportunity (i.e., social inclusion)	12.7%
Health	12.3%
Social protection (e.g., pensions, targeted social assistance)	10.5%
Water and sanitation	8.5%
Transport (e.g., roads, bridges, transportation)	5.8%
Trade and exports	3.1%
Climate change (e.g., mitigation, adaptation)	3.1%
Information and communications technology	2.2%
Natural resource management	2.2%
Judiciary reform	1.1%
Gender equity (closing the gap between women and men, and boys and girls)	0.7%
Disaster risk management	0.4%
Urban development	0.4%
Financial markets	0.2%
Global/regional integration	0.2%

**A. General Issues Facing Benin (continued)**

4. The World Bank Group's "Shared Prosperity" goal captures two key elements, economic growth and equity. It will seek to foster income growth among the bottom 40 percent of a country's population. Improvement in the Shared Prosperity Indicator requires growth and well-being of the less well-off. When thinking about the idea of "shared prosperity" in your country, which of the following TWO best illustrate how this would be achieved in Benin? (Choose no more than TWO)	Percentage of Respondents (Responses Combined; N=411)
Greater access to health and nutrition for citizens	50.4%
Education and training that better ensure job opportunity	25.5%
Better entrepreneurial opportunities (i.e., to start small and medium sized businesses)	20.0%
Better opportunity for the poor who live in rural areas	19.2%
Greater access to micro-finance for the poor	19.2%
Consistent economic growth	17.5%
More reliable social safety net	13.6%
Better employment opportunities for young people	12.4%
Better quality public services	8.5%
A growing middle class	5.1%
Greater voice and participation for citizens to help ensure greater accountability	3.2%
Better opportunity for the poor who live in urban areas	1.9%
Better employment opportunities for women	1.9%
Other	0.5%

B. Overall Attitudes toward the World Bank Group

(1-Not familiar at all, 10-Extremely familiar)	N	DK	Mean	SD
1. How familiar are you with the work of the World Bank Group in Benin?	419	N/A	5.45	2.48

(1-Not effective at all, 10-Very effective)	N	DK	Mean	SD
2. Overall, please rate your impression of the World Bank Group's effectiveness in Benin.*	363	71	6.54	2.16

(1-To no degree at all, 10-To a very significant degree)	N	DK	Mean	SD
3. To what extent do you believe the World Bank Group's staff is well prepared (e.g., skills and knowledge) to help Benin solve its most complicated development challenges?	355	83	6.99	2.13

**B. Overall Attitudes toward the World Bank Group (continued)**

4. When thinking about how the World Bank Group can have the most impact on development results in Benin, in which sectors do you believe the World Bank Group should focus most of its resources (financial and knowledge services) in Benin? (Choose no more than THREE)	Percentage of Respondents (Responses Combined; N=447)
Agriculture and rural development	47.0%
Education	43.2%
Energy	30.2%
Health	28.9%
Public sector governance/reform (i.e., government effectiveness, public financial management, public expenditure, fiscal system reform)	24.4%
Water and sanitation	17.0%
Private sector development	17.0%
Job creation/employment	16.1%
Poverty reduction	15.7%
Food security	8.9%
Anti corruption	8.7%
Transport (e.g., roads, bridges, transportation)	7.6%
Economic growth	7.4%
Social protection (e.g., pensions, targeted social assistance)	4.5%
Equality of opportunity (i.e., social inclusion)	4.3%
Information and communications technology	3.4%
Climate change (e.g., mitigation, adaptation)	3.4%
Judiciary reform	3.1%
Natural resource management	1.8%
Urban development	1.6%
Gender equity (closing the gap between women and men, and boys and girls)	1.1%
Trade and exports	0.9%
Financial markets	0.4%
Disaster risk management	0.4%
Global/regional integration	0.0%

**B. Overall Attitudes toward the World Bank Group (continued)**

5. When thinking about the World Bank Group's role, which activity do you believe is of greatest VALUE and which activity is of second greatest value in Benin?	Percentage of Respondents (N=410)		
	Greatest Value	2 nd Greatest Value	Combined
Capacity development related to World Bank Group supported projects	36.6%	18.6%	55.1%
Financial resources	23.2%	12.6%	35.8%
Technical assistance	9.0%	12.4%	21.4%
Mobilizing third party financial resources	8.3%	10.9%	19.2%
Implementation support	4.1%	14.6%	18.8%
Policy advice, studies, analyses	6.6%	11.1%	17.7%
Promoting knowledge sharing	2.4%	6.9%	9.4%
Data and statistics	3.7%	5.0%	8.6%
Donor coordination	2.0%	5.0%	6.9%
Bringing together different groups of stakeholders	3.7%	2.5%	6.1%
Other	0.7%	0.7%	1.5%

6. Which of the following do you identify as the World Bank Group's greatest WEAKNESSES in its work in Benin? (Choose no more than TWO)	Percentage of Respondents (Responses Combined; N=435)
Not willing to honestly criticize policies and reform efforts in the country	30.8%
Too influenced by developed countries	24.4%
World Bank Group's processes too complex	18.4%
Not enough public disclosure of its work	17.2%
Not adequately sensitive to political/social realities in Benin	14.7%
Not aligned with country priorities	13.6%
Not collaborating enough with private sector	13.1%
Not collaborating enough with civil society (including NGOs, CBOs, beneficiary representatives)	9.9%
Staff too inaccessible	9.2%
World Bank Group's processes too slow	7.8%
Don't know	6.7%
Not in it for the long term	5.3%
Its advice and strategies do not lend themselves to practical problem solving	4.6%
Inadequate World Bank Group's staffing in Benin	3.7%
Not adequately collaborating with organizations such as bilaterals, multilaterals, trust funds, UN agencies	2.5%
Not exploring alternative policy options	1.8%
Not sufficiently focused on results	1.8%
Other	1.6%
Arrogant in its approach	0.7%
The credibility of its knowledge/data	0.0%

7. To what extent do you believe that the World Bank Group's work and support help the poorest in Benin? (Select only ONE response)	Percentage of Respondents (N=446)
To a fully sufficient degree	9.0%
To a somewhat sufficient degree	37.7%
To a somewhat insufficient degree	28.9%
To a very insufficient degree	13.9%
Don't know	10.5%

**B. Overall Attitudes toward the World Bank Group (continued)**

8. How EFFECTIVE do you believe the following World Bank Group's instruments are in supporting the Benin Government's efforts to reduce poverty? (1-Not effective at all, 10-Very effective)	Effectiveness			
	N	N/A	Mean	SD
Investment Project Financing (IPF)	255	151	6.95	1.97
Development Policy Financing (DPF)	209	156	6.63	1.92
Trust funds and grants	130	211	6.23	2.32
MIGA Guarantees	42	290	5.36	2.36
IFC Investment Services	74	265	6.08	2.30
IFC Advisory Services	67	273	6.49	2.27

9. In addition to the regular relations with the national government, which TWO of the following groups should the World Bank Group collaborate with more in your country? (Choose no more than TWO)	Percentage of Respondents (Responses Combined; N=446)
Local government	45.3%
Beneficiaries	44.6%
Private sector	33.2%
NGOs/Community Based Organizations	25.1%
Academia/think tanks/research institutes	18.6%
Youth/university groups	10.3%
Media	4.9%
Don't know	3.1%
Donor community	2.5%
Parliament	1.6%
Foundations	1.6%
Other	1.1%

To what extent do you agree with the following statements about the World Bank Group's work in Benin? (1-Strongly disagree, 10-Strongly agree)	Level of Agreement			
	N	DK	Mean	SD
10. Overall the World Bank Group currently plays a relevant role in development in Benin*	388	42	6.99	2.37
11. The World Bank Group's work is aligned with what I consider the development priorities for Benin*	353	51	6.36	2.42

**B. Overall Attitudes toward the World Bank Group (continued)**

To what extent is the World Bank Group an effective development partner in Benin, in terms of each of the following? (1-To no degree at all, 10-To a very significant degree)	Mean Rating			
	N	DK	Mean	SD
12. Responsiveness to needs*	218	158	5.96	2.19
13. Flexibility (in terms of the institution's products and services)*	243	133	5.63	2.02
14. Flexibility (in terms of changing country circumstances)*	233	135	5.87	2.08
15. Being inclusive*	190	167	6.65	2.12
16. Openness (sharing data and other information)*	246	118	6.61	2.18
17. Collaboration with the Government*	338	50	7.75	1.91
18. The speed in which it gets things accomplished on the ground*	301	74	6.86	1.98
19. Helping to bring discipline/effective supervision to implementation of investment projects*	308	72	7.41	1.93
20. Collaboration with civil society*	245	125	5.88	2.32
21. Staff accessibility*	258	109	4.98	2.47
22. Collaboration with other donors and development partners*	217	151	6.73	2.09
23. Collaboration with the private sector*	224	139	5.17	2.30
24. Straightforwardness and honesty*	246	128	7.09	2.45
25. Treating clients and stakeholders in Benin with respect*	210	160	7.02	2.06
26. Being a long-term partner*	298	84	8.33	1.76

27. When World Bank Group assisted reform efforts fail or are slow to take place, which of the following would you attribute this to? (Choose no more than TWO)	Percentage of Respondents (Responses Combined; N=431)
Political pressures and obstacles	42.2%
Reforms are not well thought out in light of country challenges	35.3%
Corruption	24.1%
The World Bank Group is not sensitive enough to political/social realities on the ground	20.4%
There is not an adequate level of citizen/civil society participation	18.1%
Poor coordination within the Government	15.5%
The World Bank Group does not provide the government with consistent support throughout the reform effort	14.8%
Lack of/inadequate levels of capacity in Government	6.5%
There is an inadequate level of private sector participation and support	6.0%
Poor donor coordination	4.2%
Poor coordination within the World Bank Group	3.7%
Other	1.2%

**C. World Bank Group's Effectiveness and Results**

1. In Benin, to what extent do the World Bank Group's financial resources, advice, and knowledge influence policy related to ... ? (1-To no degree at all, 10-To a very significant degree)	Mean Rating			
	N	DK	Mean	SD
1. Gender (i.e., closing the gap between women and men, and boys and girls)	294	131	6.27	2.28
2. The impact of climate change	251	157	6.02	2.29

2. How EFFECTIVE do you believe the World Bank Group is in terms of the work it does in the following areas of development in Benin? (1-Not effective at all, 10-Very effective)	Effectiveness			
	N	DK	Mean	SD
1. Social protection (e.g., pensions, targeted social assistance)	169	227	5.32	2.37
2. Gender equity (closing the gap between women and men, and boys and girls)	239	156	6.03	2.09
3. Private sector development	212	171	5.37	2.26
4. Education	298	94	6.89	1.95
5. Public sector governance/reform (i.e., government effectiveness, public financial management, public expenditure, fiscal system reform)	264	126	6.47	2.11
6. Global/regional integration	169	210	5.96	2.20
7. Urban development	235	150	6.16	2.20
8. Energy	227	151	5.99	2.18
9. Water and sanitation	261	121	6.51	2.10
10. Job creation/employment	218	163	5.08	2.24
11. Health	293	99	6.67	2.27
12. Transport (e.g., roads, bridges, transportation)	231	153	5.95	2.26
13. Agriculture and rural development	250	133	6.29	2.10
14. Trade and exports	146	233	4.75	2.22
15. Natural resource management	188	193	5.66	2.20
16. Climate change (e.g., mitigation, adaptation)	207	179	5.93	2.18
17. Poverty reduction	313	82	6.28	2.34
18. Anti corruption	240	154	5.69	2.43
19. Economic growth	250	135	6.04	2.30
20. Disaster risk management	189	195	5.48	2.35
21. Equality of opportunity (i.e., social inclusion)	193	186	5.34	2.34
22. Information and communications technology	183	204	5.42	2.11

(1-To no degree at all, 10-To a very significant degree)	N	DK	Mean	SD
3. To what extent does the World Bank Group's work help to achieve development results in Benin?*	359	73	6.50	2.08

**C. World Bank Group's Effectiveness and Results (continued)**

To what extent do you agree with the following statements about the World Bank Group in Benin? (1-Strongly disagree, 10-Strongly agree)	N	DK	Mean	SD
4. The World Bank Group's financial instruments (i.e., investment lending, Development Policy Loan, Trust Funds, etc.) meet the needs of Benin*	342	87	6.13	2.19
5. The World Bank Group meets Benin's needs for knowledge services (e.g., research, analysis, data, technical assistance)*	299	121	5.96	2.20
(1-Not effectively at all, 10-Very effectively)				
6. How effectively does the World Bank Group help Benin to mobilize finance for development from private sector sources?	251	179	5.80	2.27
7. As part of IDA18, the World Bank Group has expanded (or developed) a number of financial instruments to respond to challenges in IDA countries. These include the Crisis Response Window (CRW), Pandemic Emergency Finance Facility (PEF), Catastrophe Deferred Draw Down Option (CAT-DDO), and the Private Sector Window (PSW). In general, how familiar are you with these new or expanded financial instruments in Benin? (Select only ONE response)	Percentage of Respondents (N=426)			
Very familiar	3.8%			
Somewhat familiar	11.7%			
Somewhat unfamiliar	18.1%			
Very unfamiliar	29.1%			
Don't know	37.3%			
How effectively does the World Bank Group support Benin's efforts ... ? (1-Not effectively at all, 10-Very effectively)	N	DK	Mean	SD
8. To build stronger domestic resource mobilization systems in the Government (e.g., tax collection)	218	198	5.55	2.27
9. To develop better and stronger data collection/analytics systems within the Government	238	177	6.00	2.03
10. To strengthen the country's crisis preparedness	240	175	6.10	2.15

D. The World Bank Group's Knowledge Work and Activities

1. How frequently do you consult World Bank Group's knowledge work and activities in the work you do?	Percentage of Respondents (N=431)
Weekly	4.6%
Monthly	8.6%
A few times a year	32.7%
Rarely	35.3%
Never	18.8%

**D. The World Bank Group's Knowledge Work and Activities (continued)**

In Benin, to what extent do you believe that the World Bank Group's knowledge work and activities: <i>(1-To no degree at all, 10-To a very significant degree)</i>	Degree			
	N	DK	Mean	SD
2. Are timely	320	90	7.26	1.95
3. Include appropriate level of stakeholder involvement during preparation	278	126	6.08	2.14
4. Lead to practical solutions	276	121	6.36	2.09
5. Are accessible (well written and easy to understand)	292	104	6.32	2.32
6. Are source of relevant information on global good practices	282	114	7.06	1.99
7. Are adequately disseminated	275	117	5.66	2.35
8. Are translated enough into local language	264	133	3.51	2.24
9. Are adaptable to Benin's specific development challenges and country circumstances*	298	99	6.31	2.22

Overall Evaluations	N	DK	Mean	SD
10. Overall, how significant a contribution do you believe the World Bank Group's knowledge work and activities make to development results in your country?* <i>(1-Not significant at all, 10-Very significant)</i>	332	98	7.02	2.03
11. Overall, how would you rate the technical quality of the World Bank Group's knowledge work and activities?* <i>(1-Very low technical quality, 10-Very high technical quality)</i>	332	102	7.16	1.92

E. Working with the World Bank Group

To what extent do you agree/disagree with the following statements? <i>(1-Strongly disagree, 10-Strongly agree)</i>	Level of Agreement			
	N	DK	Mean	SD
1. The World Bank Group disburses funds promptly	309	113	4.83	2.56
2. The World Bank Group effectively monitors and evaluates the projects and programs it supports	384	45	7.75	1.85
3. The World Bank Group's approvals and reviews are done in a timely fashion	325	99	6.21	2.38
4. The World Bank Group's "Safeguard Policy" requirements are reasonable	231	183	6.51	2.16
5. The World Bank Group's conditions on its lending are reasonable	226	188	5.93	2.29
6. The World Bank Group takes decisions quickly in Benin*	240	171	5.34	2.40
7. Working with the World Bank Group increases Benin's institutional capacity	332	87	7.06	2.15
8. Where country systems (e.g., procurement, financial management, etc.) are adequate, the World Bank Group makes appropriate use of them*	311	109	7.45	2.14

**F. The Future Role of the World Bank Group in Benin**

1. Which of the following SHOULD the World Bank Group do to make itself of greater value in Benin? (Choose no more than TWO)	Percentage of Respondents (Responses Combined; N=436)
Work more with civil society and beneficiary representatives	26.1%
Reduce the complexity of obtaining World Bank Group financing	25.7%
Collaborate more effectively with Government clients (e.g., national, state, local)	23.2%
Leverage the private sector more (i.e., mobilize private sector development)	21.1%
Offer more innovative knowledge services	20.2%
Increase the level of capacity development in the country	18.6%
Offer more innovative financial products	11.0%
Help to bring discipline/effective supervision to implementation of World Bank Group projects	9.6%
Work more with private sector	8.9%
Work faster	5.5%
Improve the competitiveness of its financing compared to markets (e.g., cost, timeliness, other terms)	4.8%
Improve the quality of its experts as related to Benin's specific challenges	4.8%
Collaborate more effectively with organizations such as bilaterals, multilaterals, trust funds, UN agencies	4.6%
Other	4.1%
Provide more adequate data/knowledge/statistics/figures on Benin's economy	3.9%
Ensure greater selectivity in its work	2.1%

2. When considering the combination of services that the World Bank Group offers in Benin, and taking into account its limited level of resources, which ONE of the following do you believe the World Bank Group should offer more of in Benin? (Select only ONE response)	Percentage of Respondents (N=412)
Financial services	28.9%
Knowledge products	15.8%
Convening services	4.4%
None of the above	0.7%
The combination is appropriate for Benin	42.7%
Don't know	7.5%

**F. The Future Role of the World Bank Group in Benin (continued)**

3A. Which THREE areas below would benefit most from the World Bank Group playing a leading role among international partners in Benin? (Choose no more than THREE)	Percentage of Respondents (Responses Combined; N=418)
Public financial management	46.7%
Support domestic resource mobilization	42.1%
Access to basic services	36.8%
Food security	34.4%
Jobs	32.1%
Social safety nets	19.1%
Social cohesion	14.8%
Capacity of state institutions	12.9%
Access to justice systems	11.2%
Stimulating dialogue to promote peace and stability	11.2%
Improving livelihoods	10.8%
Crisis preparedness	7.9%
Crisis response	7.2%
Reducing gender based violence	3.1%
Security mechanisms	3.1%
Conflict resolution mechanisms	2.6%

3B. Which THREE areas below would benefit most from other donors in Benin? (Choose no more than THREE)	Percentage of Respondents (Responses Combined; N=393)
Food security	31.8%
Access to basic services	27.0%
Support domestic resource mobilization	26.0%
Access to justice systems	25.7%
Jobs	23.4%
Social cohesion	21.9%
Stimulating dialogue to promote peace and stability	19.8%
Public financial management	19.6%
Security mechanisms	15.8%
Reducing gender based violence	15.5%
Crisis preparedness	14.5%
Capacity of state institutions	13.0%
Improving livelihoods	11.7%
Social safety nets	10.7%
Crisis response	10.4%
Conflict resolution mechanisms	6.4%

**G. Communication and Information Sharing**

1. How do you get most of your information about economic and social development issues in Benin? (Choose no more than TWO)	Percentage of Respondents (Responses Combined; N=428)
Local television	51.2%
Internet	41.8%
Local radio	31.1%
Social media (e.g., blogs, Facebook, Twitter, YouTube, Flickr)	18.2%
Local newspapers	17.3%
International television	15.0%
International radio	10.5%
International newspapers	4.7%
Periodicals	3.5%
Other	3.3%

2. How would you prefer to receive information from the World Bank Group? (Choose no more than TWO)	Percentage of Respondents (Responses Combined; N=434)
e-Newsletters	39.2%
World Bank Group's publications and other written materials	37.8%
World Bank Group's seminars/workshops/conferences	35.7%
World Bank Group's website	32.5%
Social media (e.g., blogs, Facebook, Twitter, YouTube, Flickr)	18.7%
Direct contact with World Bank Group (i.e., face to face meetings/discussions)	16.6%
Mobile phones	12.7%
Other	2.1%

3. Are you aware of the World Bank Group's Access to Information Policies under which the World Bank Group discloses any information in its possession that is not on a list of exceptions?	Percentage of Respondents (N=414)
Yes	11.6%
No	88.4%

4. Do you have reliable access to the Internet?	Percentage of Respondents (N=429)
Yes	70.6%
No	29.4%

5. Do you use/have you used the World Bank Group website?	Percentage of Respondents (N=421)
Yes	34.4%
No	65.6%

6. Do you currently consult the World Bank Group social media sites (e.g., blogs, Facebook, Twitter, YouTube, and Flickr)?	Percentage of Respondents (N=420)
Yes	12.6%
No	87.4%

7. Which Internet connection do you use primarily when visiting a World Bank Group website?	Percentage of Respondents (N=358)
High speed/WiFi	68.2%
Dial-up	31.8%

**G. Communication and Information Sharing (continued)**

8. How frequently do you consult the World Bank Group's website and/or social media channels (e.g., blogs, Facebook, Twitter, YouTube, Flickr) for information/knowledge that you can use in your work?	Percentage of Respondents (N=427)
Weekly	10.5%
Monthly	11.7%
A few times a year	23.7%
Rarely	28.8%
Never	25.3%

Please rate how much you agree with the following statements. (1-Strongly disagree, 10-Strongly agree)	Level of Agreement			
	N	DK	Mean	SD
9. I find the World Bank Group's websites easy to navigate.	225	208	6.54	2.54
10. I find the information on the World Bank Group's websites useful.	231	197	7.49	1.99
11. The World Bank Group's social media channels (e.g., blogs, Facebook, Twitter, YouTube, Flickr) are valuable sources of information about the institution	185	243	7.04	2.36

H. Background Information

1. Which of the following best describes your current position? (Select only ONE response)	Percentage of Respondents (N=432)
Employee of a Ministry, Ministerial Department or Implementation Agency	34.0%
Local Government Office or Staff	20.8%
Private Sector Organization	6.7%
NGO/Community Based Organization	6.7%
Other	5.8%
Office of Minister	5.3%
Project Management Unit (PMU) overseeing implementation of project/ Consultant/Contractor working on World Bank Group supported project/program	5.3%
Academia/Research Institute/Think Tank	4.2%
Media (press, radio, TV, web, etc.)	3.0%
Bilateral/Multilateral Agency	1.6%
Private Foundation	1.4%
Trade Union	1.2%
Independent Government Institution (i.e., Regulatory Agency, Central Bank/oversight institution)	0.9%
Faith-Based Group	0.9%
Judiciary Branch	0.7%
Financial Sector/Private Bank	0.5%
Youth Group	0.5%
Office of the President, Prime Minister	0.2%
Office of Parliamentarian	0.2%

**H. Background Information (continued)**

2. Please identify the primary specialization of your work. (Select only ONE response)	Percentage of Respondents (N=433)
Education	13.4%
Other	13.4%
Governance	12.9%
Health, nutrition, and population	11.8%
Agriculture	8.8%
Urban, rural, and social development	7.2%
Generalist (specialized in multiple sectors)	6.9%
Environment and natural resources	5.1%
Macroeconomics and fiscal management	4.8%
Finance and markets	3.5%
Energy and extractives	2.5%
Transport and ICT	2.5%
Jobs	2.1%
Trade and competitiveness	1.8%
Social protection and labor	1.2%
Water	0.9%
Poverty	0.7%
Fragility, conflict and violence	0.2%
Public-private partnerships	0.2%
Gender	0.0%
Climate change	0.0%

3. Currently, do you professionally collaborate/work with the World Bank Group (IDA, IFC, or MIGA) in your country? (Select only ONE response)	Percentage of Respondents (N=425)
Yes	42.8%
No	57.2%

4. Which of the following agencies of the World Bank Group do you primarily engage with in Benin? (Select only ONE response)	Percentage of Respondents (N=322)
The World Bank (IDA)	67.7%
The International Finance Corporation (IFC)	2.5%
The Multilateral Investment Guarantee Agency (MIGA)	0.6%
Other	29.2%

5. Do your projects involve both the World Bank and the IFC?	Percentage of Respondents (N=370)
Yes	17.3%
No	82.7%

6. If yes, what was your view of how the two institutions work together in Benin? (Select only ONE response)	Percentage of Respondents (N=60)
The two institutions work well together	40.0%
The way the two institutions work together needs improvement	31.7%
The two institutions do not work well together	1.7%
Don't know	26.7%

**H. Background Information (continued)**

7. Which of the following describes most of your exposure to the World Bank Group in Benin? (Choose no more than TWO)	Percentage of Respondents (Responses Combined; N=363)
Collaborate as part of my professional duties	47.9%
Observer (i.e., follow in media, discuss in informal conversations, etc.)	34.2%
Engage in World Bank Group related/sponsored events/activities	30.9%
Use World Bank Group reports/data	21.5%
Use World Bank Group website for information, data, research, etc.	17.1%

8. What's your gender?	Percentage of Respondents (N=441)
Female	9.8%
Male	90.2%

9. What's your age?	Percentage of Respondents (N=437)
25 and under	0.5%
26-35	12.4%
36-45	34.6%
46-55	33.2%
56 and above	19.5%

10. Which best represents your geographic location?	Percentage of Respondents (N=442)
Cotonou / Abomey Calavi	38.9%
Porto-Novo	7.9%
Parakou	5.9%
Other cities	36.2%
Rural areas	11.1%

Appendix B: Responses to All Questions by Stakeholder Groups¹⁷

- Office of the President/ Prime Minister/ Minister N=24 ● Employee of a Ministry N=147 ● PMU/ Consultant on WBG Project N=23
- Local Government N=90 ● Private Sector/ Financial Sector/ Private Bank N=31 ● CSO N=46 ● Media N=13
- Academia/ Research Institute/ Think Tank N=18 ● Other N=40

A. General Issues facing Benin

In general, would you say that Benin's economy is headed in ... ?*

Percentage of Respondents	Office of President/Prime Minister/Minister	Employee of a Ministry	PMU/ Consultant on WBG Project	Local Govt.	Private Sector/ Financial Sector/ Private Bank	CSO	Media	Academia/ Research Institute/ Think Tank	Other
The right direction	85.7%	76.2%	71.4%	78.2%	50.0%	65.1%	58.3%	53.3%	76.5%
The wrong direction	4.8%	4.6%	9.5%	2.6%	28.6%	11.6%	8.3%	13.3%	2.9%
Not sure	9.5%	19.2%	19.0%	19.2%	21.4%	23.3%	33.3%	33.3%	20.6%

*Significantly different between stakeholder groups

¹⁷Only 432 respondents provided their current position. Thus, only these respondents were included in the analysis presented in this Appendix.

A. General Issues Facing Benin (continued)

Listed below are a number of development priorities in Benin. Please identify which of the following you consider the most important development priorities in Benin. (Choose no more than THREE)

Percentage of Respondents (Responses combined)	Office of President/Prime Minister/Minister	Employee of a Ministry	PMU/ Consultant on WBG Project	Local Govt.	Private Sector/ Financial Sector/ Private Bank	CSO	Media	Academia/ Research Institute/ Think Tank	Other
Social protection	4.8%	7.2%	13.6%	9.8%	10.7%	11.9%	7.7%	17.6%	13.5%
Gender equity*	0.0%	0.7%	0.0%	2.4%	7.1%	9.5%	0.0%	0.0%	13.5%
Private sector development	23.8%	21.7%	13.6%	22.0%	46.4%	23.8%	7.7%	17.6%	27.0%
Education*	71.4%	56.5%	40.9%	39.0%	35.7%	45.2%	30.8%	47.1%	32.4%
Public sector governance/reform	38.1%	50.0%	54.5%	42.7%	39.3%	35.7%	46.2%	52.9%	51.4%
Global/regional integration	0.0%	1.4%	0.0%	1.2%	0.0%	0.0%	0.0%	5.9%	0.0%
Food security*	4.8%	8.7%	9.1%	22.0%	3.6%	11.9%	30.8%	11.8%	5.4%
Urban development	0.0%	1.4%	4.5%	4.9%	3.6%	0.0%	7.7%	5.9%	0.0%
Energy	28.6%	24.6%	36.4%	14.6%	14.3%	16.7%	15.4%	11.8%	29.7%
Water and sanitation	9.5%	11.6%	22.7%	17.1%	0.0%	11.9%	7.7%	5.9%	13.5%
Job creation/employment	23.8%	11.6%	13.6%	14.6%	7.1%	16.7%	15.4%	5.9%	16.2%
Health	19.0%	23.2%	9.1%	15.9%	17.9%	21.4%	30.8%	17.6%	13.5%
Financial markets	0.0%	0.0%	0.0%	0.0%	0.0%	0.0%	0.0%	0.0%	0.0%
Transport	9.5%	8.0%	9.1%	4.9%	7.1%	2.4%	0.0%	0.0%	8.1%
Agriculture and rural development	28.6%	29.7%	40.9%	39.0%	42.9%	28.6%	23.1%	47.1%	21.6%
Trade and exports	0.0%	1.4%	0.0%	0.0%	0.0%	0.0%	0.0%	0.0%	0.0%
Natural resource management	0.0%	1.4%	0.0%	3.7%	0.0%	7.1%	0.0%	5.9%	2.7%
Climate change	0.0%	1.4%	4.5%	9.8%	0.0%	2.4%	0.0%	0.0%	5.4%
Poverty reduction	9.5%	10.1%	13.6%	8.5%	17.9%	14.3%	23.1%	0.0%	13.5%
Anti corruption	14.3%	15.9%	0.0%	13.4%	14.3%	23.8%	30.8%	11.8%	8.1%
Judiciary reform	0.0%	2.2%	4.5%	0.0%	3.6%	2.4%	7.7%	11.8%	5.4%
Economic growth	9.5%	8.0%	0.0%	4.9%	10.7%	4.8%	15.4%	11.8%	13.5%
Disaster risk management	0.0%	0.0%	0.0%	1.2%	0.0%	0.0%	0.0%	5.9%	0.0%
Equality of opportunity	0.0%	1.4%	4.5%	3.7%	3.6%	2.4%	0.0%	0.0%	5.4%
Information and communications technology	4.8%	0.7%	4.5%	2.4%	7.1%	0.0%	0.0%	5.9%	0.0%

*Significantly different between stakeholder groups

A. General Issues Facing Benin (continued)

Poverty reduction is a broad term that encompasses work in many different areas. Which THREE areas of development listed below do you believe would contribute most to reducing poverty in Benin? (Choose no more than THREE)

Percentage of Respondents (Responses combined)	Office of President/Prime Minister/Minister	Employee of a Ministry	PMU/ Consultant on WBG Project	Local Govt.	Private Sector/ Financial Sector/ Private Bank	CSO	Media	Academia/ Research Institute/ Think Tank	Other
Economic growth	33.3%	22.4%	17.4%	22.5%	27.6%	24.4%	30.8%	38.9%	47.5%
Disaster risk management	0.0%	0.0%	0.0%	2.2%	0.0%	0.0%	0.0%	0.0%	0.0%
Equality of opportunity	12.5%	16.3%	13.0%	10.1%	10.3%	6.7%	15.4%	11.1%	12.5%
Information and communications technology	8.3%	2.0%	4.3%	3.4%	0.0%	0.0%	0.0%	0.0%	2.5%
Social protection	16.7%	12.9%	17.4%	5.6%	6.9%	13.3%	0.0%	11.1%	5.0%
Agriculture and rural development	54.2%	56.5%	65.2%	68.5%	65.5%	62.2%	53.8%	61.1%	60.0%
Trade and exports	0.0%	4.1%	8.7%	2.2%	3.4%	4.4%	7.7%	0.0%	0.0%
Climate change*	0.0%	0.7%	4.3%	10.1%	0.0%	6.7%	0.0%	0.0%	0.0%
Transport	12.5%	7.5%	8.7%	3.4%	10.3%	4.4%	0.0%	0.0%	0.0%
Energy	16.7%	17.0%	17.4%	15.7%	10.3%	11.1%	15.4%	5.6%	7.5%
Anti corruption	25.0%	23.8%	0.0%	22.5%	34.5%	24.4%	46.2%	27.8%	27.5%
Judiciary reform	0.0%	1.4%	0.0%	0.0%	3.4%	0.0%	0.0%	5.6%	2.5%
Water and sanitation	4.2%	5.4%	13.0%	9.0%	3.4%	17.8%	15.4%	11.1%	10.0%
Job creation/employment	37.5%	33.3%	26.1%	40.4%	17.2%	35.6%	7.7%	33.3%	40.0%
Health	8.3%	11.6%	8.7%	12.4%	10.3%	15.6%	30.8%	11.1%	15.0%
Financial markets	0.0%	0.0%	0.0%	1.1%	0.0%	0.0%	0.0%	0.0%	0.0%
Public sector governance/reform	25.0%	20.4%	26.1%	19.1%	20.7%	13.3%	15.4%	22.2%	22.5%
Gender equity	0.0%	0.7%	0.0%	0.0%	3.4%	0.0%	0.0%	0.0%	2.5%
Private sector development	8.3%	11.6%	26.1%	14.6%	13.8%	4.4%	7.7%	11.1%	17.5%
Education	29.2%	34.0%	30.4%	19.1%	37.9%	24.4%	30.8%	22.2%	17.5%
Global/regional integration*	0.0%	0.0%	0.0%	0.0%	0.0%	0.0%	0.0%	5.6%	0.0%
Food security	8.3%	15.0%	13.0%	13.5%	10.3%	26.7%	23.1%	16.7%	5.0%
Urban development	0.0%	0.7%	0.0%	1.1%	0.0%	0.0%	0.0%	0.0%	0.0%
Natural resource management	0.0%	1.4%	0.0%	3.4%	6.9%	2.2%	0.0%	0.0%	2.5%

*Significantly different between stakeholder groups

A. General Issues Facing Benin (continued)

The World Bank Group's "Shared Prosperity" goal captures two key elements, economic growth and equity. It will seek to foster income growth among the bottom 40 percent of a country's population. Improvement in the Shared Prosperity Indicator requires growth and well-being of the less well-off. When thinking about the idea of "shared prosperity" in your country, which of the following TWO best illustrate how this would be achieved in Benin? (Choose no more than TWO)

Percentage of Respondents (Responses combined)	Office of President/Prime Minister/Minister	Employee of a Ministry	PMU/ Consultant on WBG Project	Local Govt.	Private Sector/ Financial Sector/ Private Bank	CSO	Media	Academia/ Research Institute/ Think Tank	Other
Greater access to health and nutrition for citizens	60.0%	50.7%	52.4%	49.4%	42.9%	40.5%	45.5%	43.8%	57.9%
Better entrepreneurial opportunities	20.0%	16.4%	23.8%	25.9%	28.6%	16.7%	27.3%	12.5%	23.7%
A growing middle class	5.0%	5.2%	4.8%	2.5%	3.6%	4.8%	9.1%	12.5%	10.5%
Better opportunity for the poor who live in rural areas	10.0%	17.2%	14.3%	19.8%	10.7%	31.0%	27.3%	25.0%	21.1%
Better opportunity for the poor who live in urban areas	0.0%	2.2%	0.0%	1.2%	3.6%	2.4%	0.0%	6.3%	2.6%
Consistent economic growth	15.0%	17.9%	9.5%	14.8%	14.3%	21.4%	18.2%	37.5%	15.8%
More reliable social safety net	20.0%	12.7%	23.8%	12.3%	21.4%	11.9%	9.1%	6.3%	13.2%
Greater access to micro-finance for the poor	10.0%	26.9%	19.0%	14.8%	17.9%	14.3%	9.1%	12.5%	18.4%
Greater voice and participation for citizens to help ensure greater accountability	0.0%	3.7%	4.8%	3.7%	3.6%	2.4%	0.0%	6.3%	2.6%
Education and training that better ensure job opportunity	30.0%	24.6%	23.8%	32.1%	21.4%	31.0%	27.3%	25.0%	10.5%
Better quality public services	20.0%	10.4%	9.5%	6.2%	3.6%	9.5%	0.0%	6.3%	7.9%
Better employment opportunities for young people	10.0%	9.0%	14.3%	13.6%	17.9%	11.9%	18.2%	0.0%	15.8%
Better employment opportunities for women	0.0%	1.5%	0.0%	3.7%	3.6%	2.4%	0.0%	0.0%	0.0%
Other	0.0%	0.7%	0.0%	0.0%	0.0%	0.0%	0.0%	6.3%	0.0%

B. Overall Attitudes toward the World Bank Group

	Which of the following best describes your current position?																										
	Office of President/ Prime Minister/ Minister			Employee of a Ministry			PMU/ Consultant on WBG Project			Local Govt.			Private Sector/ Financial Sector/ Private Bank			CSO			Media			Academia/ Research Institute/ Think Tank			Other		
	N	Mean	SD	N	Mean	SD	N	Mean	SD	N	Mean	SD	N	Mean	SD	N	Mean	SD	N	Mean	SD	N	Mean	SD	N	Mean	SD
How familiar are you with the work of the World Bank Group in Benin?	24	5.83	2.41	135	5.44	2.42	22	6.82	2.30	85	5.47	2.28	27	5.33	2.45	43	5.16	2.67	12	4.17	2.66	18	4.89	2.37	38	5.84	2.58

(1-Not familiar at all, 10-Extremely familiar)

	Which of the following best describes your current position?																										
	Office of President/ Prime Minister/ Minister			Employee of a Ministry			PMU/ Consultant on WBG Project			Local Govt.			Private Sector/ Financial Sector/ Private Bank			CSO			Media			Academia/ Research Institute/ Think Tank			Other		
	N	Mean	SD	N	Mean	SD	N	Mean	SD	N	Mean	SD	N	Mean	SD	N	Mean	SD	N	Mean	SD	N	Mean	SD	N	Mean	SD
Overall, please rate your impression of the World Bank Group's effectiveness in Benin.*	19	7.00	1.91	120	6.53	2.37	22	7.50	1.87	72	6.57	1.78	25	5.48	1.85	35	6.97	1.95	11	5.27	3.58	15	5.53	1.68	32	6.63	2.00

(1-Not effective at all, 10-Very effective) *Significantly different between stakeholder groups

	Which of the following best describes your current position?																										
	Office of President/ Prime Minister/ Minister			Employee of a Ministry			PMU/ Consultant on WBG Project			Local Govt.			Private Sector/ Financial Sector/ Private Bank			CSO			Media			Academia/ Research Institute/ Think Tank			Other		
	N	Mean	SD	N	Mean	SD	N	Mean	SD	N	Mean	SD	N	Mean	SD	N	Mean	SD	N	Mean	SD	N	Mean	SD	N	Mean	SD
To what extent do you believe the World Bank Group's staff is well prepared (e.g., skills and knowledge) to help Benin solve its most complicated development challenges?*	20	7.05	2.11	115	7.30	2.12	20	7.60	1.76	76	7.01	2.01	22	6.05	2.38	33	6.91	2.28	9	5.89	2.89	16	5.50	2.03	30	7.17	1.76

(1-To no degree at all, 10-To a very significant degree) *Significantly different between stakeholder groups

B. Overall Attitudes toward the World Bank Group (continued)

When thinking about how the World Bank Group can have the most impact on development results in Benin, in which sectors do you believe the World Bank Group should focus most of its resources (financial and knowledge services) in Benin? (Choose no more than THREE)

Percentage of Respondents (Responses combined)	Office of President/Prime Minister/Minister	Employee of a Ministry	PMU/ Consultant on WBG Project	Local Govt.	Private Sector/ Financial Sector/ Private Bank	CSO	Media	Academia/ Research Institute/ Think Tank	Other
Energy	33.3%	32.0%	36.4%	27.8%	31.0%	15.6%	15.4%	27.8%	35.0%
Water and sanitation	8.3%	18.4%	27.3%	15.6%	10.3%	20.0%	15.4%	22.2%	15.0%
Job creation/employment	20.8%	13.6%	4.5%	16.7%	31.0%	15.6%	23.1%	22.2%	15.0%
Health	12.5%	33.3%	18.2%	31.1%	13.8%	28.9%	38.5%	22.2%	30.0%
Financial markets*	0.0%	0.0%	0.0%	0.0%	0.0%	4.4%	0.0%	0.0%	0.0%
Social protection	12.5%	4.8%	13.6%	3.3%	0.0%	4.4%	0.0%	0.0%	5.0%
Gender equity	0.0%	1.4%	0.0%	1.1%	0.0%	0.0%	0.0%	0.0%	2.5%
Private sector development*	16.7%	11.6%	9.1%	17.8%	37.9%	22.2%	7.7%	11.1%	30.0%
Education*	62.5%	53.7%	36.4%	27.8%	44.8%	33.3%	61.5%	38.9%	32.5%
Public sector governance/reform	20.8%	25.9%	36.4%	15.6%	24.1%	22.2%	23.1%	33.3%	35.0%
Global/regional integration	0.0%	0.0%	0.0%	0.0%	0.0%	0.0%	0.0%	0.0%	0.0%
Food security	12.5%	7.5%	4.5%	13.3%	0.0%	13.3%	15.4%	5.6%	5.0%
Urban development	4.2%	0.7%	4.5%	3.3%	0.0%	0.0%	0.0%	0.0%	0.0%
Judiciary reform	4.2%	1.4%	0.0%	2.2%	3.4%	6.7%	7.7%	5.6%	7.5%
Economic growth	16.7%	7.5%	0.0%	7.8%	0.0%	11.1%	7.7%	11.1%	5.0%
Disaster risk management	0.0%	0.0%	0.0%	2.2%	0.0%	0.0%	0.0%	0.0%	0.0%
Equality of opportunity	4.2%	4.1%	13.6%	4.4%	0.0%	4.4%	0.0%	0.0%	7.5%
Information and communications technology*	16.7%	3.4%	4.5%	1.1%	0.0%	2.2%	0.0%	5.6%	5.0%
Transport	4.2%	10.2%	9.1%	5.6%	6.9%	4.4%	15.4%	0.0%	10.0%
Agriculture and rural development*	25.0%	46.9%	59.1%	58.9%	51.7%	40.0%	30.8%	55.6%	37.5%
Trade and exports	0.0%	1.4%	0.0%	1.1%	3.4%	0.0%	0.0%	0.0%	0.0%
Natural resource management	0.0%	2.0%	4.5%	0.0%	6.9%	2.2%	0.0%	0.0%	2.5%
Climate change*	0.0%	1.4%	4.5%	11.1%	3.4%	2.2%	0.0%	0.0%	0.0%
Poverty reduction	16.7%	10.9%	13.6%	20.0%	17.2%	17.8%	23.1%	16.7%	12.5%
Anti corruption*	4.2%	4.8%	0.0%	10.0%	3.4%	24.4%	15.4%	16.7%	7.5%

*Significantly different between stakeholder groups

B. Overall Attitudes toward the World Bank Group (continued)

When thinking about the World Bank Group's role, which activity do you believe is of greatest VALUE and which activity is of second greatest value in Benin?

Greatest Value Percentage of Respondents	Office of President/Prime Minister/Minister	Employee of a Ministry	PMU/ Consultant on WBG Project	Local Govt.	Private Sector/ Financial Sector/ Private Bank	CSO	Media	Academia/ Research Institute/ Think Tank	Other
Bringing together different groups of stakeholders	4.3%	4.4%	0.0%	1.3%	3.4%	7.3%	0.0%	0.0%	8.1%
Capacity development related to World Bank Group supported projects	34.8%	34.6%	23.8%	36.7%	44.8%	34.1%	50.0%	37.5%	40.5%
Technical assistance	17.4%	7.4%	23.8%	5.1%	13.8%	7.3%	8.3%	6.3%	5.4%
Policy advice, studies, analyses	8.7%	4.4%	4.8%	5.1%	6.9%	9.8%	0.0%	12.5%	13.5%
Financial resources	8.7%	29.4%	33.3%	29.1%	17.2%	19.5%	8.3%	6.3%	18.9%
Data and statistics	8.7%	5.1%	0.0%	3.8%	0.0%	0.0%	0.0%	12.5%	0.0%
Promoting knowledge sharing*	4.3%	2.9%	0.0%	0.0%	6.9%	0.0%	25.0%	0.0%	0.0%
Implementation support	0.0%	3.7%	0.0%	2.5%	3.4%	4.9%	8.3%	6.3%	10.8%
Mobilizing third party financial resources*	8.7%	5.1%	14.3%	15.2%	3.4%	9.8%	0.0%	18.8%	0.0%
Donor coordination	4.3%	2.2%	0.0%	1.3%	0.0%	4.9%	0.0%	0.0%	2.7%
Other	0.0%	1.5%	0.0%	0.0%	0.0%	2.4%	0.0%	0.0%	0.0%

*Significantly different between stakeholder groups

2nd Greatest Value Percentage of Respondents	Office of President/Prime Minister/Minister	Employee of a Ministry	PMU/ Consultant on WBG Project	Local Govt.	Private Sector/ Financial Sector/ Private Bank	CSO	Media	Academia/ Research Institute/ Think Tank	Other
Bringing together different groups of stakeholders	4.3%	0.7%	5.0%	0.0%	0.0%	7.5%	0.0%	6.3%	5.6%
Capacity development related to World Bank Group supported projects	21.7%	13.4%	35.0%	25.6%	17.9%	15.0%	0.0%	18.8%	22.2%
Technical assistance	8.7%	14.9%	15.0%	11.5%	10.7%	5.0%	33.3%	12.5%	11.1%
Policy advice, studies, analyses	26.1%	9.0%	10.0%	9.0%	21.4%	7.5%	16.7%	6.3%	11.1%
Financial resources	13.0%	14.2%	15.0%	14.1%	7.1%	15.0%	8.3%	0.0%	11.1%
Data and statistics	0.0%	6.7%	0.0%	3.8%	0.0%	5.0%	0.0%	6.3%	13.9%
Promoting knowledge sharing	8.7%	7.5%	5.0%	7.7%	10.7%	7.5%	0.0%	6.3%	5.6%
Implementation support	17.4%	16.4%	15.0%	12.8%	10.7%	10.0%	33.3%	25.0%	5.6%
Mobilizing third party financial resources	0.0%	7.5%	0.0%	11.5%	17.9%	22.5%	8.3%	12.5%	11.1%
Donor coordination	0.0%	8.2%	0.0%	3.8%	3.6%	5.0%	0.0%	6.3%	2.8%
Other	0.0%	2.2%	0.0%	0.0%	0.0%	0.0%	0.0%	0.0%	0.0%

B. Overall Attitudes toward the World Bank Group (continued)

Which of the following do you identify as the World Bank Group's greatest WEAKNESSES in its work in Benin? (Choose no more than TWO)

Percentage of Respondents (Responses combined)	Office of President/Prime Minister/Minister	Employee of a Ministry	PMU/ Consultant on WBG Project	Local Govt.	Private Sector/ Financial Sector/ Private Bank	CSO	Media	Academia/ Research Institute/ Think Tank	Other
Not willing to honestly criticize policies and reform efforts in the country	30.4%	22.9%	39.1%	32.6%	25.9%	38.6%	38.5%	44.4%	39.5%
Staff too inaccessible	4.3%	11.1%	0.0%	16.3%	3.7%	9.1%	7.7%	0.0%	7.9%
Not collaborating enough with private sector*	4.3%	8.3%	13.0%	8.1%	29.6%	29.5%	46.2%	0.0%	10.5%
Not adequately collaborating with organizations such as bilaterals, multilaterals, trust funds, UN agencies	4.3%	2.8%	0.0%	3.5%	0.0%	4.5%	0.0%	0.0%	2.6%
Not aligned with country priorities	26.1%	13.2%	8.7%	12.8%	14.8%	11.4%	7.7%	22.2%	13.2%
Not adequately sensitive to political/social realities in Benin	0.0%	18.8%	8.7%	19.8%	22.2%	4.5%	15.4%	16.7%	7.9%
Too influenced by developed countries	21.7%	26.4%	17.4%	29.1%	11.1%	20.5%	46.2%	16.7%	23.7%
World Bank Group's processes too slow*	26.1%	6.3%	8.7%	4.7%	3.7%	6.8%	0.0%	5.6%	13.2%
World Bank Group's processes too complex	13.0%	15.3%	13.0%	24.4%	22.2%	20.5%	15.4%	22.2%	23.7%
Not exploring alternative policy options	0.0%	2.1%	0.0%	1.2%	3.7%	0.0%	0.0%	0.0%	2.6%
Not sufficiently focused on results	8.7%	1.4%	0.0%	2.3%	0.0%	2.3%	0.0%	0.0%	2.6%
Not in it for the long term	4.3%	6.3%	13.0%	3.5%	3.7%	2.3%	0.0%	11.1%	2.6%
Its advice and strategies do not lend themselves to practical problem solving	8.7%	6.9%	0.0%	0.0%	7.4%	0.0%	15.4%	11.1%	5.3%
Not collaborating enough with civil society*	0.0%	5.6%	8.7%	8.1%	14.8%	36.4%	0.0%	11.1%	7.9%
Not enough public disclosure of its work	26.1%	16.0%	17.4%	18.6%	22.2%	6.8%	7.7%	22.2%	18.4%
Arrogant in its approach	0.0%	0.7%	0.0%	2.3%	0.0%	0.0%	0.0%	0.0%	0.0%
Inadequate World Bank Group's staffing in Benin	8.7%	4.9%	8.7%	1.2%	3.7%	4.5%	0.0%	0.0%	0.0%
The credibility of its knowledge/data	0.0%	0.0%	0.0%	0.0%	0.0%	0.0%	0.0%	0.0%	0.0%
Other	0.0%	2.1%	4.3%	2.3%	3.7%	0.0%	0.0%	0.0%	0.0%
Don't know*	0.0%	12.5%	13.0%	1.2%	0.0%	0.0%	0.0%	5.6%	7.9%

*Significantly different between stakeholder groups

B. Overall Attitudes toward the World Bank Group (continued)

To what extent do you believe that the World Bank Group's work and support help the poorest in Benin?* (Select only ONE response)

Percentage of Respondents	Office of President/Prime Minister/Minister	Employee of a Ministry	PMU/ Consultant on WBG Project	Local Govt.	Private Sector/ Financial Sector/ Private Bank	CSO	Media	Academia/ Research Institute/ Think Tank	Other
To a fully sufficient degree	16.7%	4.8%	8.7%	7.8%	13.3%	15.9%	7.7%	13.3%	7.5%
To a somewhat sufficient degree	41.7%	41.5%	17.4%	44.4%	16.7%	25.0%	38.5%	26.7%	50.0%
To a somewhat insufficient degree	25.0%	25.9%	60.9%	25.6%	30.0%	38.6%	23.1%	20.0%	30.0%
To a very insufficient degree	4.2%	12.2%	4.3%	18.9%	30.0%	13.6%	23.1%	26.7%	2.5%
Don't know	12.5%	15.6%	8.7%	3.3%	10.0%	6.8%	7.7%	13.3%	10.0%

*Significantly different between stakeholder groups

How EFFECTIVE do you believe the following World Bank Group's instruments are in supporting the Benin Government's efforts to reduce poverty?

(1-Not effective at all, 10-Very effective)

	Which of the following best describes your current position?																										
	Office of President/ Prime Minister/ Minister			Employee of a Ministry			PMU/ Consultant on WBG Project			Local Govt.			Private Sector/ Financial Sector/ Private Bank			CSO			Media			Academia/ Research Institute/ Think Tank			Other		
	N	Mean	SD	N	Mean	SD	N	Mean	SD	N	Mean	SD	N	Mean	SD	N	Mean	SD	N	Mean	SD	N	Mean	SD	N	Mean	SD
Investment Project Financing (IPF)*	16	7.06	1.69	88	7.02	1.94	17	7.82	1.55	52	7.02	1.95	14	6.43	2.59	24	7.08	1.91	5	5.40	3.13	11	5.09	1.87	24	7.21	1.56
Development Policy Financing (DPF)	16	7.44	1.90	70	6.59	1.81	9	7.89	1.62	41	6.85	1.64	12	5.92	1.78	22	6.23	2.49	4	5.00	2.45	10	6.20	1.99	19	6.21	1.81
Trust funds and grants	9	6.89	1.90	50	6.02	2.16	12	7.33	2.23	19	6.11	2.77	7	5.57	1.40	10	6.30	2.21	3	6.00	4.58	5	5.00	1.87	12	6.25	2.77
MIGA Guarantees	5	6.40	1.52	14	5.21	2.22	1	10.00		9	4.67	2.78	3	5.00	0.00	1	5.00		2	4.00	4.24	0			5	7.00	1.41
IFC Investment Services	8	6.38	1.69	25	6.44	2.04	2	9.50	0.71	14	5.29	2.70	5	4.40	1.34	3	6.33	4.73	3	5.67	3.51	5	5.80	1.10	6	7.50	1.64
IFC Advisory Services	9	6.67	2.29	20	6.90	1.86	1	10.00		14	5.50	2.62	3	6.67	2.08	4	7.75	2.63	2	3.50	3.54	4	6.25	.50	8	7.38	1.60

*Significantly different between stakeholder groups

In addition to the regular relations with the national government, which TWO of the following groups should the World Bank Group collaborate with more in your country? (Choose no more than TWO)

Percentage of Respondents (Responses combined)	Office of President/Prime Minister/Minister	Employee of a Ministry	PMU/ Consultant on WBG Project	Local Govt.	Private Sector/ Financial Sector/ Private Bank	CSO	Media	Academia/ Research Institute/ Think Tank	Other
Beneficiaries*	60.9%	51.7%	56.5%	44.4%	41.4%	24.4%	7.7%	41.2%	42.5%
Youth/university groups	13.0%	15.0%	0.0%	8.9%	3.4%	8.9%	15.4%	11.8%	10.0%
Private sector	43.5%	29.3%	34.8%	25.6%	58.6%	35.6%	46.2%	35.3%	30.0%
Local government*	52.2%	44.9%	21.7%	74.4%	37.9%	26.7%	30.8%	17.6%	40.0%
Donor community	4.3%	3.4%	0.0%	2.2%	0.0%	4.4%	0.0%	0.0%	0.0%
NGOs/Community Based Organizations*	8.7%	17.7%	26.1%	25.6%	20.7%	62.2%	15.4%	17.6%	27.5%
Academia/think tanks/research institutes*	8.7%	19.0%	30.4%	8.9%	20.7%	15.6%	7.7%	58.8%	32.5%
Parliament	0.0%	0.7%	4.3%	1.1%	0.0%	2.2%	7.7%	0.0%	2.5%
Foundations	0.0%	0.7%	4.3%	1.1%	3.4%	2.2%	0.0%	5.9%	0.0%
Media*	0.0%	2.7%	4.3%	0.0%	0.0%	8.9%	53.8%	5.9%	10.0%
Other	0.0%	0.0%	0.0%	1.1%	3.4%	0.0%	7.7%	0.0%	5.0%
Don't know	4.3%	5.4%	4.3%	0.0%	0.0%	4.4%	0.0%	0.0%	0.0%

*Significantly different between stakeholder groups

B. Overall Attitudes toward the World Bank Group (continued)

To what extent do you agree with the following statements about the World Bank Group's work in Benin? (1-Strongly disagree, 10-Strongly agree)

	Which of the following best describes your current position?																										
	Office of President/ Prime Minister/ Minister			Employee of a Ministry			PMU/ Consultant on WBG Project			Local Govt.			Private Sector/ Financial Sector/ Private Bank			CSO			Media			Academia/ Research Institute/ Think Tank			Other		
	N	Mean	SD	N	Mean	SD	N	Mean	SD	N	Mean	SD	N	Mean	SD	N	Mean	SD	N	Mean	SD	N	Mean	SD	N	Mean	SD
Overall the World Bank Group currently plays a relevant role in development in Benin*	20	6.90	1.74	128	7.16	2.25	21	8.43	1.54	82	7.05	2.52	26	5.92	2.43	36	6.86	2.26	9	6.33	3.12	15	5.53	2.39	38	7.00	2.17
The World Bank Group's work is aligned with what I consider the development priorities for Benin	20	6.90	1.97	119	6.13	2.48	21	7.57	2.09	76	6.28	2.39	26	5.42	2.80	31	6.90	2.02	9	6.00	2.83	12	6.17	2.33	30	6.80	2.14

*Significantly different between stakeholder groups

To what extent is the World Bank Group an effective development partner in Benin, in terms of each of the following? (1-To no degree at all, 10-To a very significant degree)

	Which of the following best describes your current position?																										
	Office of President/ Prime Minister/ Minister			Employee of a Ministry			PMU/ Consultant on WBG Project			Local Govt.			Private Sector/ Financial Sector/ Private Bank			CSO			Media			Academia/ Research Institute/ Think Tank			Other		
	N	Mean	SD	N	Mean	SD	N	Mean	SD	N	Mean	SD	N	Mean	SD	N	Mean	SD	N	Mean	SD	N	Mean	SD	N	Mean	SD
Responsiveness to needs	13	6.69	1.75	88	5.99	2.13	15	6.47	2.36	37	5.97	2.11	12	5.17	2.17	19	5.47	2.37	3	2.33	1.53	8	5.63	2.33	16	6.31	1.74
Flexibility (in terms of the institution's products and services)	12	6.58	1.62	92	5.76	2.08	15	6.13	2.29	48	5.25	2.12	11	4.73	1.56	21	5.71	1.79	3	4.00	1.73	13	4.92	1.80	23	6.04	1.85
Flexibility (in terms of changing country circumstances)	15	6.93	1.75	87	5.94	2.10	13	5.77	2.17	40	5.68	2.18	12	5.75	1.76	21	5.52	2.27	4	5.25	2.36	11	5.27	1.79	24	6.38	1.69
Being inclusive	10	7.20	.79	73	6.78	1.84	7	7.00	2.38	45	6.82	2.53	10	5.90	2.13	17	5.76	2.66	3	5.00	4.58	7	7.00	1.15	16	6.56	1.71
Openness (sharing data and other information)	15	7.07	1.53	91	6.88	2.04	11	7.18	2.04	49	6.35	2.50	12	5.92	1.73	24	6.58	2.28	6	5.17	2.79	12	6.17	2.76	21	6.86	1.80
Collaboration with the Government*	17	8.12	1.36	117	7.72	1.83	16	8.56	1.41	73	7.96	1.82	19	6.42	2.01	35	7.89	2.03	9	6.89	2.37	15	7.47	2.26	30	7.97	1.75
The speed in which it gets things accomplished on the ground	14	6.21	1.72	106	6.87	2.03	20	7.25	1.89	60	7.17	1.86	16	6.44	2.03	28	7.00	1.98	5	6.20	3.11	14	5.79	2.01	31	6.71	1.81
Helping to bring discipline/effective supervision to implementation of investment projects	16	7.44	1.86	113	7.40	2.03	19	8.11	1.37	62	7.52	1.91	17	6.88	1.80	26	6.77	1.90	6	6.67	3.44	12	6.83	1.40	28	7.75	1.69
Collaboration with civil society*	13	6.23	1.59	81	6.54	2.36	7	5.14	1.95	54	5.83	2.20	16	4.56	1.97	31	5.16	2.42	5	4.80	2.68	11	6.18	1.47	23	5.74	2.60
Staff accessibility*	15	5.87	1.88	84	5.30	2.55	14	6.79	2.08	57	4.25	2.14	17	3.47	2.37	25	4.40	2.35	5	4.60	3.29	11	5.09	1.38	24	5.21	2.65
Collaboration with other donors and development partners	15	7.13	1.81	79	6.49	2.19	6	7.83	2.48	42	6.67	2.08	13	5.69	2.56	17	6.71	1.76	3	7.67	2.08	13	6.69	1.25	22	7.32	1.99
Collaboration with the private sector*	12	5.50	1.98	78	5.73	2.42	7	5.00	2.08	44	4.68	2.10	19	3.26	1.76	22	5.05	2.24	3	4.00	3.00	12	5.00	1.95	22	6.05	2.10
Straightforwardness and honesty	16	8.06	1.81	90	7.21	2.53	15	7.47	1.60	48	6.79	2.65	14	5.93	2.56	22	8.00	2.18	5	5.40	3.21	9	6.33	2.65	22	6.95	2.19
Treating clients and stakeholders in Benin with respect	12	7.67	1.87	78	7.22	1.93	12	7.67	1.67	42	6.86	2.40	11	5.91	2.02	17	6.71	1.99	3	5.33	1.15	10	6.20	2.35	20	7.20	1.85
Being a long-term partner*	15	8.47	1.06	102	8.63	1.59	19	8.58	1.26	59	8.39	2.11	17	6.88	2.45	31	8.26	1.55	7	7.57	2.37	14	8.21	1.48	28	8.21	1.55

*Significantly different between stakeholder groups

B. Overall Attitudes toward the World Bank Group (continued)

When World Bank Group assisted reform efforts fail or are slow to take place, which of the following would you attribute this to? (Choose no more than TWO)

Percentage of Respondents (Responses combined)	Office of President/Prime Minister/Minister	Employee of a Ministry	PMU/ Consultant on WBG Project	Local Govt.	Private Sector/ Financial Sector/ Private Bank	CSO	Media	Academia/ Research Institute/ Think Tank	Other
The World Bank Group does not provide the government with consistent support throughout the reform effort	9.5%	13.3%	13.0%	17.0%	20.7%	8.9%	8.3%	11.1%	16.2%
Political pressures and obstacles	14.3%	40.6%	43.5%	48.9%	37.9%	40.0%	50.0%	38.9%	54.1%
Reforms are not well thought out in light of country challenges	33.3%	35.0%	30.4%	36.4%	34.5%	28.9%	66.7%	50.0%	27.0%
Poor coordination within the Government	4.8%	18.9%	30.4%	12.5%	10.3%	17.8%	16.7%	16.7%	10.8%
There is an inadequate level of private sector participation and support	19.0%	6.3%	0.0%	3.4%	13.8%	4.4%	8.3%	0.0%	2.7%
Poor donor coordination	4.8%	7.0%	0.0%	2.3%	0.0%	2.2%	0.0%	5.6%	2.7%
The World Bank Group is not sensitive enough to political/social realities on the ground	28.6%	17.5%	21.7%	26.1%	20.7%	15.6%	8.3%	33.3%	18.9%
Lack of/inadequate levels of capacity in Government*	23.8%	7.7%	13.0%	3.4%	10.3%	2.2%	0.0%	0.0%	5.4%
There is not an adequate level of citizen/civil society participation	14.3%	18.9%	13.0%	11.4%	20.7%	35.6%	16.7%	22.2%	16.2%
Corruption	23.8%	21.7%	13.0%	25.0%	20.7%	37.8%	16.7%	22.2%	37.8%
Poor coordination within the World Bank Group	9.5%	4.2%	0.0%	2.3%	3.4%	2.2%	8.3%	0.0%	2.7%
Other	4.8%	1.4%	0.0%	0.0%	3.4%	2.2%	0.0%	0.0%	0.0%

*Significantly different between stakeholder groups

C. World Bank Group's Effectiveness and Results

In Benin, to what extent do the World Bank Group's financial resources, advice, and knowledge influence policy related to...? (1-To no degree at all, 10-To a very significant degree)

	Which of the following best describes your current position?																										
	Office of President/ Prime Minister/ Minister			Employee of a Ministry			PMU/ Consultant on WBG Project			Local Govt.			Private Sector/ Financial Sector/ Private Bank			CSO			Media			Academia/ Research Institute/ Think Tank			Other		
	N	Mean	SD	N	Mean	SD	N	Mean	SD	N	Mean	SD	N	Mean	SD	N	Mean	SD	N	Mean	SD	N	Mean	SD	N	Mean	SD
Gender	17	5.82	1.55	96	6.14	2.43	14	6.43	2.24	63	6.68	2.07	19	5.21	2.27	30	6.97	2.17	7	5.86	1.07	13	6.38	2.53	26	6.27	2.34
The impact of climate change	13	6.00	1.35	81	6.01	2.58	9	7.00	2.06	61	6.51	1.99	20	5.35	2.87	21	5.67	1.88	4	5.50	2.38	13	5.38	1.85	23	5.91	2.31

How EFFECTIVE do you believe the World Bank is in terms of the work it does in the following areas of development in Benin? (1-Not effective at all, 10-Very effective)

	Which of the following best describes your current position?																										
	Office of President/ Prime Minister/ Minister			Employee of a Ministry			PMU/ Consultant on WBG Project			Local Govt.			Private Sector/ Financial Sector/ Private Bank			CSO			Media			Academia/ Research Institute/ Think Tank			Other		
	N	Mean	SD	N	Mean	SD	N	Mean	SD	N	Mean	SD	N	Mean	SD	N	Mean	SD	N	Mean	SD	N	Mean	SD	N	Mean	SD
Social protection	11	4.82	2.36	55	5.11	2.35	7	6.57	2.30	36	5.53	2.29	13	4.23	2.92	10	5.60	1.26	4	4.75	3.50	6	5.33	1.86	21	5.86	2.31
Gender equity*	12	5.42	1.38	83	5.80	2.14	9	5.78	1.92	55	6.44	2.05	15	4.53	2.03	20	6.65	1.79	5	5.20	1.48	13	6.23	2.42	22	6.73	2.05
Private sector development	13	5.38	2.06	66	5.61	2.55	8	5.13	2.23	40	5.13	2.33	17	4.35	2.37	22	5.95	1.65	5	3.60	1.52	11	4.82	1.54	24	6.08	1.86
Education*	17	7.06	1.56	100	6.92	2.03	14	7.43	1.70	66	7.02	2.00	20	6.25	2.10	26	7.38	1.65	6	4.67	1.97	13	5.69	2.06	26	6.81	1.52
Public sector governance/reform	15	6.60	2.35	93	6.49	2.26	11	6.55	1.81	56	6.25	1.99	19	5.79	2.55	24	6.88	1.92	6	4.83	1.60	12	6.42	1.44	24	7.54	1.64
Global/regional integration	14	6.36	1.98	55	5.71	2.39	5	6.60	2.41	38	5.84	2.14	9	6.56	2.19	16	6.38	1.82	5	4.80	2.39	9	5.33	2.87	15	6.80	1.70
Urban development*	15	6.53	2.29	76	6.09	2.17	12	7.50	1.62	49	6.33	2.13	17	5.88	2.50	21	6.81	2.06	5	4.60	1.14	13	4.23	1.83	20	6.15	2.43
Energy	13	5.85	1.72	78	5.95	2.36	14	7.00	2.15	51	5.94	1.94	15	5.53	2.00	19	6.11	2.40	5	4.40	1.52	5	4.60	2.51	21	6.62	1.77
Water and sanitation*	15	6.13	1.96	81	6.31	2.11	16	7.63	1.63	58	6.95	2.09	18	6.22	2.29	26	6.50	1.84	6	5.00	2.68	11	5.27	2.05	24	6.71	2.01
Job creation/employment*	13	5.62	2.36	64	4.84	2.41	17	6.47	1.97	43	5.12	1.99	15	4.00	2.33	18	5.44	1.46	4	2.75	1.50	14	4.07	1.90	23	5.39	2.31
Health*	17	6.59	2.09	101	6.86	2.22	14	7.36	1.69	54	6.80	2.31	19	5.58	2.63	26	7.35	1.96	7	5.57	2.99	14	4.86	2.44	31	6.48	2.01
Transport	14	5.64	2.13	71	5.73	2.20	11	6.91	1.81	48	6.21	2.34	19	5.68	2.56	22	7.05	2.15	6	5.00	2.53	9	5.00	1.94	25	5.60	1.96
Agriculture and rural development	13	6.15	2.12	78	6.28	2.19	14	7.29	1.38	55	6.36	2.12	16	5.25	2.24	26	6.77	1.95	8	5.63	2.88	10	4.80	1.99	24	6.67	1.74
Trade and exports	13	5.31	2.10	44	4.61	2.26	4	7.00	1.83	36	4.53	2.34	12	4.33	2.39	9	5.67	1.66	4	3.25	1.50	8	4.38	1.77	14	5.21	2.26
Natural resource management*	14	5.21	1.58	59	6.03	2.20	13	7.23	1.88	43	5.23	2.43	10	4.60	2.76	17	6.18	1.67	4	3.50	1.73	9	4.89	1.69	17	5.82	1.94
Climate change*	13	5.46	1.45	60	6.25	2.29	9	7.22	1.72	56	6.05	2.28	13	4.23	2.89	18	5.83	1.58	4	3.75	2.22	9	5.33	1.22	21	6.29	1.85
Poverty reduction	16	6.75	1.91	99	6.26	2.36	19	7.05	1.68	68	6.41	2.38	21	5.00	2.66	29	6.31	2.12	7	5.00	3.27	16	5.81	2.71	30	6.40	2.01
Anti corruption	14	6.21	2.58	81	5.99	2.38	11	5.91	2.47	48	5.46	2.24	16	4.19	2.51	24	5.50	2.50	5	4.40	1.34	14	5.21	2.72	21	6.38	2.33
Economic growth	14	6.71	2.13	82	6.20	2.32	13	6.38	2.22	50	5.70	2.23	18	5.72	2.70	23	6.17	2.10	6	5.00	2.61	15	5.20	2.78	22	6.41	2.02
Disaster risk management	11	6.00	1.95	61	5.75	2.31	8	6.00	2.88	48	5.38	2.36	11	3.73	2.69	14	5.43	1.91	3	3.33	1.53	9	4.44	2.01	18	5.78	2.18
Equality of opportunity	11	6.00	1.55	65	5.51	2.26	6	6.00	3.22	44	5.14	2.40	12	4.17	2.37	15	5.20	1.57	6	5.17	3.13	10	4.50	2.92	18	5.83	2.26
Information and communications technology	14	5.93	1.69	60	5.77	2.04	6	5.83	2.04	34	4.74	2.26	12	5.00	2.34	17	5.94	1.14	5	3.80	0.84	11	4.73	2.61	21	5.90	2.36

*Significantly different between stakeholder groups

C. World Bank Group Effectiveness and Results (continued)

	Which of the following best describes your current position?																										
	Office of President/ Prime Minister/ Minister			Employee of a Ministry			PMU/ Consultant on WBG Project			Local Govt.			Private Sector/ Financial Sector/ Private Bank			CSO			Media			Academia/ Research Institute/ Think Tank			Other		
	N	Mean	SD	N	Mean	SD	N	Mean	SD	N	Mean	SD	N	Mean	SD	N	Mean	SD	N	Mean	SD	N	Mean	SD	N	Mean	SD
To what extent does the World Bank Group's work help to achieve development results in Benin?	20	7.10	2.10	119	6.29	2.00	21	6.95	2.04	76	6.70	2.01	22	6.27	2.29	33	6.48	2.00	10	6.00	2.91	13	5.38	2.26	32	6.66	1.77

(1-To no degree at all, 10-To a very significant degree)

To what extent do you agree with the following statements about the World Bank Group in Benin? (1-Strongly disagree, 10-Strongly agree)

	Which of the following best describes your current position?																										
	Office of President/ Prime Minister/ Minister			Employee of a Ministry			PMU/ Consultant on WBG Project			Local Govt.			Private Sector/ Financial Sector/ Private Bank			CSO			Media			Academia/ Research Institute/ Think Tank			Other		
	N	Mean	SD	N	Mean	SD	N	Mean	SD	N	Mean	SD	N	Mean	SD	N	Mean	SD	N	Mean	SD	N	Mean	SD	N	Mean	SD
The World Bank Group's financial instruments meet the needs of Benin*	19	6.79	1.58	113	5.92	2.04	21	7.48	1.99	72	6.06	2.27	19	6.21	2.46	34	6.32	2.38	11	5.00	2.79	16	5.19	2.40	31	6.39	2.03
The World Bank Group meets Benin's needs for knowledge services	17	6.41	1.80	105	6.00	2.20	16	5.94	1.73	54	6.28	2.27	17	6.00	2.55	31	6.23	2.08	8	4.88	2.64	15	4.67	2.23	28	5.79	2.15

*Significantly different between stakeholder groups

	Which of the following best describes your current position?																										
	Office of President/ Prime Minister/ Minister			Employee of a Ministry			PMU/ Consultant on WBG Project			Local Govt.			Private Sector/ Financial Sector/ Private Bank			CSO			Media			Academia/ Research Institute/ Think Tank			Other		
	N	Mean	SD	N	Mean	SD	N	Mean	SD	N	Mean	SD	N	Mean	SD	N	Mean	SD	N	Mean	SD	N	Mean	SD	N	Mean	SD
How effectively does the World Bank Group help Benin to mobilize finance for development from private sector sources?	13	5.62	2.57	83	6.04	2.31	9	5.89	2.20	59	5.86	2.32	15	4.73	2.37	25	5.84	2.19	5	3.60	1.52	9	4.89	2.26	25	6.08	1.73

(1-Not effectively at all, 10-Very effectively)

As part of IDA18, the World Bank Group has expanded (or developed) a number of financial instruments to respond to challenges in IDA countries. These include the Crisis Response Window (CRW), Pandemic Emergency Finance Facility (PEF), Catastrophe Deferred Draw Down Option (CAT-DDO), and the Private Sector Window (PSW). In general, how familiar are you with these new or expanded financial instruments in Benin?* (Select only ONE response)

Percentage of Respondents	Office of President/ Prime Minister/ Minister	Employee of a Ministry	PMU/ Consultant on WBG Project	Local Govt.	Private Sector/ Financial Sector/ Private Bank	CSO	Media	Academia/ Research Institute/ Think Tank	Other
Very familiar	8.3%	2.8%	4.3%	1.2%	0.0%	11.9%	0.0%	0.0%	0.0%
Somewhat familiar	12.5%	11.8%	8.7%	8.2%	6.9%	4.8%	8.3%	11.1%	31.4%
Somewhat unfamiliar	25.0%	13.2%	21.7%	20.0%	31.0%	16.7%	8.3%	38.9%	11.4%
Very unfamiliar	37.5%	30.6%	39.1%	32.9%	13.8%	28.6%	41.7%	16.7%	28.6%
Don't know	16.7%	41.7%	26.1%	37.6%	48.3%	38.1%	41.7%	33.3%	28.6%

*Significantly different between stakeholder groups

C. World Bank Group Effectiveness and Results (continued)

How effectively does the World Bank Group support Benin's efforts ... ? (1- Not effectively at all, 10- Very effectively)

	Which of the following best describes your current position?																										
	Office of President/ Prime Minister/ Minister			Employee of a Ministry			PMU/ Consultant on WBG Project			Local Govt.			Private Sector/ Financial Sector/ Private Bank			CSO			Media			Academia/ Research Institute/ Think Tank			Other		
	N	Mean	SD	N	Mean	SD	N	Mean	SD	N	Mean	SD	N	Mean	SD	N	Mean	SD	N	Mean	SD	N	Mean	SD	N	Mean	SD
To build stronger domestic resource mobilization systems in the Government	13	6.00	2.45	69	5.78	2.39	5	6.20	1.10	52	5.35	2.46	11	4.82	2.04	23	5.70	2.40	5	5.40	1.52	13	5.08	1.89	23	5.43	2.02
To develop better and stronger data collection/analytics systems within the Government	14	6.43	1.70	78	6.05	2.05	7	6.86	1.77	47	6.13	2.23	15	5.33	2.13	24	6.08	1.82	6	6.00	2.10	14	5.43	2.06	27	5.96	2.19
To strengthen the country's crisis preparedness	13	5.69	1.89	77	6.13	2.33	10	6.60	2.59	55	6.22	2.15	14	5.14	1.88	24	5.83	2.22	7	6.00	1.91	13	5.62	2.14	22	6.59	1.68

D. The World Bank Group's Knowledge Work and Activities

How frequently do you consult World Bank Group's knowledge work and activities in the work you do?

Percentage of Respondents	Office of President/ Prime Minister/ Minister	Employee of a Ministry	PMU/ Consultant on WBG Project	Local Govt.	Private Sector/ Financial Sector/ Private Bank	CSO	Media	Academia/ Research Institute/ Think Tank	Other
Weekly	8.7%	5.5%	9.5%	2.3%	6.5%	0.0%	0.0%	0.0%	5.0%
Monthly	17.4%	6.2%	23.8%	9.3%	6.5%	0.0%	16.7%	5.9%	10.0%
A few times a year	17.4%	35.9%	33.3%	27.9%	22.6%	47.6%	16.7%	47.1%	35.0%
Rarely	47.8%	31.0%	19.0%	34.9%	38.7%	42.9%	50.0%	35.3%	40.0%
Never	8.7%	21.4%	14.3%	25.6%	25.8%	9.5%	16.7%	11.8%	10.0%

In Benin, to what extent do you believe that the World Bank Group's knowledge work and activities: (1-To no degree at all, 10-To a very significant degree)

	Which of the following best describes your current position?																										
	Office of President/ Prime Minister/ Minister			Employee of a Ministry			PMU/ Consultant on WBG Project			Local Govt.			Private Sector/ Financial Sector/ Private Bank			CSO			Media			Academia/ Research Institute/ Think Tank			Other		
	N	Mean	SD	N	Mean	SD	N	Mean	SD	N	Mean	SD	N	Mean	SD	N	Mean	SD	N	Mean	SD	N	Mean	SD	N	Mean	SD
Are timely	19	7.47	1.31	112	7.36	2.05	14	8.00	1.41	64	7.27	2.05	19	6.47	1.98	30	7.20	1.94	8	5.63	1.69	13	6.77	2.20	35	7.43	1.72
Include appropriate level of stakeholder involvement during preparation*	13	7.15	1.99	97	6.29	2.07	13	7.15	1.82	60	5.70	2.34	17	5.41	2.18	23	5.70	2.03	6	4.83	1.94	11	5.00	1.73	31	6.32	2.09
Lead to practical solutions	15	7.07	1.75	103	6.41	2.12	13	7.15	1.82	56	6.46	2.14	16	6.06	2.64	26	6.12	2.07	7	4.71	2.56	8	6.25	1.28	26	6.23	1.90
Are accessible (well written and easy to understand)	16	7.06	1.84	109	6.48	2.38	14	7.21	1.63	57	6.25	2.47	17	5.59	2.79	24	5.63	2.10	8	5.38	2.62	11	5.91	1.58	30	6.53	2.15
Are source of relevant information on global good practices	18	7.17	1.79	101	6.99	2.07	14	7.71	1.59	54	7.41	2.06	19	5.89	2.16	26	6.96	1.78	7	6.00	2.00	13	6.77	2.17	25	7.52	1.58
Are adequately disseminated	16	5.75	2.05	99	5.75	2.43	14	7.29	1.73	50	5.92	2.35	20	4.50	2.37	24	5.58	2.17	6	5.50	2.88	13	5.15	2.70	27	5.37	2.11
Are translated enough into local language	16	2.94	1.39	89	3.72	2.35	11	4.64	2.20	58	3.64	2.34	18	2.78	1.66	22	3.41	2.06	6	2.50	1.64	10	3.00	1.56	27	3.78	2.79
Are adaptable to Benin's specific development challenges and country circumstances	16	6.44	2.00	104	6.37	2.19	14	7.14	1.92	59	6.56	2.45	19	5.58	2.14	28	6.39	2.45	7	4.29	1.25	15	5.27	2.12	29	6.38	1.90

*Significantly different between stakeholder groups

D. The World Bank Group's Knowledge Work and Activities (continued)

	Which of the following best describes your current position?																										
	Office of President/ Prime Minister/ Minister			Employee of a Ministry			PMU/ Consultant on WBG Project			Local Govt.			Private Sector/ Financial Sector/ Private Bank			CSO			Media			Academia/ Research Institute/ Think Tank			Other		
	N	Mean	SD	N	Mean	SD	N	Mean	SD	N	Mean	SD	N	Mean	SD	N	Mean	SD	N	Mean	SD	N	Mean	SD	N	Mean	SD
Overall, how significant a contribution do you believe the World Bank Group's knowledge work and activities make to development results in your country?	16	7.19	2.29	112	7.04	2.00	13	7.92	1.61	68	7.29	1.83	23	6.43	2.09	32	6.84	2.11	11	6.45	2.73	15	5.53	2.23	34	7.21	1.89
Overall, how would you rate the technical quality of the World Bank Group's knowledge work and activities?	17	7.59	1.87	113	7.21	1.90	15	8.00	1.89	69	7.26	1.95	21	6.43	2.09	30	6.83	1.84	9	6.67	2.24	15	6.33	1.99	34	7.53	1.73

(1-Not significant at all, 10-Very significant; 1-Very low technical quality, 10-Very high technical quality)

E. Working with the World Bank Group

To what extent do you agree/disagree with the following statements? (1-Strongly disagree, 10-Strongly agree)

	Which of the following best describes your current position?																										
	Office of President/ Prime Minister/ Minister			Employee of a Ministry			PMU/ Consultant on WBG Project			Local Govt.			Private Sector/ Financial Sector/ Private Bank			CSO			Media			Academia/ Research Institute/ Think Tank			Other		
	N	Mean	SD	N	Mean	SD	N	Mean	SD	N	Mean	SD	N	Mean	SD	N	Mean	SD	N	Mean	SD	N	Mean	SD	N	Mean	SD
The World Bank Group disburses funds promptly*	18	4.61	1.75	108	5.16	2.53	21	7.10	2.39	65	4.45	2.35	18	3.94	2.73	24	4.83	2.53	4	2.75	1.71	13	3.85	1.34	28	3.89	2.59
The World Bank Group effectively monitors and evaluates the projects and programs it supports	21	7.90	1.51	130	7.67	1.84	22	8.41	1.50	81	7.81	1.70	22	7.23	2.33	35	7.54	2.09	7	8.14	2.54	16	7.63	1.54	39	7.77	1.84
The World Bank Group's approvals and reviews are done in a timely fashion	21	6.52	2.14	114	6.12	2.40	22	7.27	2.16	65	6.42	2.09	19	5.89	2.75	23	5.57	2.59	6	5.33	1.97	14	5.64	2.37	31	6.42	2.36
The World Bank Group's "Safeguard Policy" requirements are reasonable	12	6.42	1.78	85	6.47	2.36	15	6.33	1.72	46	6.50	1.99	12	6.08	2.68	20	7.15	1.95	5	5.20	2.95	10	6.50	1.51	18	6.89	1.88
The World Bank Group's conditions on its lending are reasonable	15	6.53	1.96	80	5.91	2.38	17	6.88	1.83	42	5.74	2.26	12	5.33	2.23	18	5.72	2.49	5	5.40	3.21	9	5.33	2.06	21	5.67	2.29
The World Bank Group takes decisions quickly in Benin*	17	6.24	1.35	86	5.70	2.50	15	6.60	1.99	44	5.18	2.43	13	4.31	2.18	20	4.60	1.88	4	3.75	1.71	11	4.18	1.83	22	5.00	2.33
Working with the World Bank Group increases Benin's institutional capacity	21	7.24	1.92	113	6.99	2.24	17	7.76	1.48	69	7.29	1.92	17	5.88	2.76	31	7.23	1.94	8	6.13	3.31	14	7.00	1.71	34	6.85	2.19
Where country systems are adequate, the World Bank Group makes appropriate use of them	20	7.15	2.28	108	7.44	2.28	21	7.62	1.94	62	7.87	1.57	18	6.67	2.72	27	7.70	1.84	5	5.60	2.70	13	8.15	1.46	27	7.26	1.93

*Significantly different between stakeholder groups

F. The Future Role of the World Bank Group in Benin

Which of the following SHOULD the World Bank Group do to make itself of greater value in Benin? (Choose no more than TWO)

Percentage of Respondents (Responses combined)	Office of President/Prime Minister/Minister	Employee of a Ministry	PMU/ Consultant on WBG Project	Local Govt.	Private Sector/ Financial Sector/ Private Bank	CSO	Media	Academia/ Research Institute/ Think Tank	Other
Offer more innovative knowledge services	20.8%	19.3%	26.1%	22.7%	20.0%	22.7%	18.2%	27.8%	12.5%
Collaborate more effectively with Government clients*	25.0%	23.4%	4.3%	38.6%	10.0%	20.5%	9.1%	0.0%	22.5%
Work faster	16.7%	4.8%	0.0%	2.3%	10.0%	4.5%	0.0%	0.0%	7.5%
Reduce the complexity of obtaining World Bank Group financing	20.8%	29.0%	26.1%	28.4%	30.0%	18.2%	27.3%	0.0%	30.0%
Help to bring discipline/effective supervision to implementation of World Bank Group projects*	4.2%	7.6%	8.7%	6.8%	6.7%	13.6%	9.1%	33.3%	12.5%
Collaborate more effectively with organizations such as bilaterals, multilaterals, trust funds, UN agencies	4.2%	3.4%	0.0%	3.4%	3.3%	9.1%	9.1%	5.6%	7.5%
Offer more innovative financial products	8.3%	15.2%	21.7%	8.0%	6.7%	9.1%	0.0%	0.0%	10.0%
Ensure greater selectivity in its work	4.2%	0.7%	8.7%	2.3%	3.3%	2.3%	0.0%	0.0%	2.5%
Provide more adequate data/knowledge/statistics/figures on Benin's economy	8.3%	5.5%	0.0%	2.3%	3.3%	2.3%	0.0%	5.6%	5.0%
Improve the competitiveness of its financing compared to markets	4.2%	5.5%	4.3%	3.4%	3.3%	6.8%	9.1%	11.1%	2.5%
Work more with civil society and beneficiary representatives*	4.2%	26.9%	17.4%	26.1%	16.7%	50.0%	18.2%	33.3%	17.5%
Increase the level of capacity development in the country*	45.8%	22.8%	21.7%	6.8%	20.0%	11.4%	18.2%	33.3%	15.0%
Leverage the private sector more*	16.7%	13.8%	34.8%	18.2%	43.3%	18.2%	18.2%	16.7%	40.0%
Improve the quality of its experts as related to Benin's specific challenges*	4.2%	4.8%	0.0%	3.4%	0.0%	6.8%	18.2%	22.2%	2.5%
Work more with private sector	8.3%	9.7%	8.7%	9.1%	20.0%	2.3%	18.2%	0.0%	5.0%
Other*	0.0%	1.4%	4.3%	11.4%	0.0%	0.0%	27.3%	5.6%	2.5%

*Significantly different between stakeholder groups

F. The Future Role of the World Bank Group in Benin (continued)

When considering the combination of services that the World Bank Group offers in Benin, and taking into account its limited level of resources, which ONE of the following do you believe the World Bank Group should offer more of in Benin?* (Select only ONE response)

Percentage of Respondents	Office of President/Prime Minister/Minister	Employee of a Ministry	PMU/ Consultant on WBG Project	Local Govt.	Private Sector/ Financial Sector/ Private Bank	CSO	Media	Academia/ Research Institute/ Think Tank	Other
Financial services	34.8%	25.5%	30.4%	33.3%	32.0%	34.1%	16.7%	11.1%	30.6%
Knowledge products	13.0%	16.3%	4.3%	11.1%	24.0%	17.1%	41.7%	22.2%	16.7%
Convening services	0.0%	3.5%	4.3%	3.7%	0.0%	4.9%	0.0%	22.2%	2.8%
None of the above	0.0%	0.7%	0%	0.0%	0.0%	0.0%	8.3%	5.6%	0.0%
The combination is appropriate for Benin	47.8%	44.7%	52.2%	46.9%	32.0%	41.5%	25.0%	27.8%	44.4%
Don't know	4.3%	9.2%	8.7%	4.9%	12.0%	2.4%	8.3%	11.1%	5.6%

*Significantly different between stakeholder groups

Which THREE areas below would benefit most from the World Bank Group playing a leading role among international partners in Benin? (Choose no more than THREE)

Percentage of Respondents (Responses combined)	Office of President/Prime Minister/Minister	Employee of a Ministry	PMU/ Consultant on WBG Project	Local Govt.	Private Sector/ Financial Sector/ Private Bank	CSO	Media	Academia/ Research Institute/ Think Tank	Other
Social cohesion*	4.3%	14.1%	0.0%	12.0%	17.9%	23.3%	18.2%	38.9%	13.2%
Public financial management	60.9%	46.5%	34.8%	41.0%	46.4%	48.8%	63.6%	61.1%	52.6%
Reducing gender based violence	0.0%	4.2%	0.0%	3.6%	0.0%	4.7%	0.0%	5.6%	2.6%
Crisis preparedness	4.3%	7.7%	4.3%	10.8%	0.0%	7.0%	27.3%	5.6%	7.9%
Crisis response	0.0%	10.6%	8.7%	6.0%	7.1%	7.0%	9.1%	5.6%	2.6%
Access to justice systems	4.3%	12.7%	17.4%	10.8%	14.3%	9.3%	9.1%	0.0%	10.5%
Security mechanisms	4.3%	4.9%	0.0%	1.2%	3.6%	2.3%	0.0%	0.0%	5.3%
Conflict resolution mechanisms	4.3%	2.8%	0.0%	4.8%	7.1%	0.0%	0.0%	0.0%	0.0%
Support domestic resource mobilization	56.5%	35.9%	43.5%	53.0%	53.6%	30.2%	27.3%	44.4%	42.1%
Access to basic services	26.1%	37.3%	47.8%	36.1%	42.9%	34.9%	18.2%	33.3%	36.8%
Capacity of state institutions	17.4%	10.6%	17.4%	9.6%	7.1%	11.6%	36.4%	16.7%	18.4%
Jobs	39.1%	35.9%	26.1%	22.9%	35.7%	30.2%	18.2%	27.8%	39.5%
Improving livelihoods	8.7%	10.6%	8.7%	9.6%	10.7%	16.3%	9.1%	5.6%	10.5%
Food security	26.1%	33.1%	52.2%	42.2%	25.0%	46.5%	18.2%	22.2%	23.7%
Social safety nets	34.8%	15.5%	30.4%	22.9%	10.7%	11.6%	27.3%	5.6%	26.3%
Stimulating dialogue to promote peace and stability	8.7%	11.3%	0.0%	12.0%	17.9%	11.6%	18.2%	22.2%	5.3%

*Significantly different between stakeholder groups

F. The Future Role of the World Bank Group in Benin (continued)

Which THREE areas below would benefit most from other donors in Benin? (Choose no more than THREE)

Percentage of Respondents (Responses combined)	Office of President/Prime Minister/Minister	Employee of a Ministry	PMU/ Consultant on WBG Project	Local Govt.	Private Sector/ Financial Sector/ Private Bank	CSO	Media	Academia/ Research Institute/ Think Tank	Other
Social cohesion	21.7%	20.5%	27.3%	25.9%	24.0%	12.5%	18.2%	18.8%	26.3%
Public financial management	26.1%	15.7%	27.3%	22.4%	28.0%	7.5%	18.2%	18.8%	23.7%
Reducing gender based violence	13.0%	18.1%	18.2%	17.6%	8.0%	22.5%	0.0%	6.3%	10.5%
Crisis preparedness	8.7%	17.3%	4.5%	9.4%	24.0%	12.5%	27.3%	25.0%	13.2%
Crisis response	8.7%	13.4%	4.5%	14.1%	4.0%	10.0%	9.1%	0.0%	7.9%
Access to justice systems	21.7%	24.4%	36.4%	20.0%	24.0%	30.0%	36.4%	56.3%	15.8%
Security mechanisms	8.7%	22.0%	13.6%	12.9%	20.0%	17.5%	9.1%	0.0%	10.5%
Conflict resolution mechanisms	0.0%	5.5%	0.0%	5.9%	8.0%	10.0%	18.2%	0.0%	13.2%
Support domestic resource mobilization	21.7%	24.4%	13.6%	29.4%	16.0%	25.0%	36.4%	25.0%	28.9%
Access to basic services	39.1%	27.6%	9.1%	29.4%	16.0%	30.0%	27.3%	31.3%	26.3%
Capacity of state institutions	21.7%	9.4%	13.6%	9.4%	32.0%	12.5%	9.1%	12.5%	18.4%
Jobs	43.5%	18.1%	27.3%	23.5%	20.0%	20.0%	27.3%	18.8%	31.6%
Improving livelihoods	4.3%	13.4%	13.6%	15.3%	16.0%	10.0%	9.1%	0.0%	5.3%
Food security	39.1%	33.9%	45.5%	30.6%	20.0%	27.5%	36.4%	56.3%	21.1%
Social safety nets	8.7%	15.7%	4.5%	10.6%	12.0%	7.5%	9.1%	0.0%	7.9%
Stimulating dialogue to promote peace and stability	13.0%	15.0%	27.3%	16.5%	20.0%	32.5%	9.1%	31.3%	31.6%

G. Communication and Information Sharing

How do you get most of your information about economic and social development issues in Benin? (Choose no more than TWO)

Percentage of Respondents (Responses combined)	Office of President/Prime Minister/Minister	Employee of a Ministry	PMU/ Consultant on WBG Project	Local Govt.	Private Sector/ Financial Sector/ Private Bank	CSO	Media	Academia/ Research Institute/ Think Tank	Other
Local radio	18.2%	22.0%	31.8%	41.6%	37.9%	36.4%	30.8%	22.2%	37.5%
International radio	9.1%	12.8%	13.6%	6.7%	13.8%	0.0%	7.7%	11.1%	15.0%
Social media	13.6%	21.3%	22.7%	16.9%	24.1%	15.9%	7.7%	5.6%	20.0%
International newspapers	4.5%	3.5%	9.1%	1.1%	6.9%	9.1%	0.0%	11.1%	2.5%
Local television	54.5%	52.5%	31.8%	55.1%	44.8%	63.6%	38.5%	50.0%	45.0%
Internet	50.0%	48.2%	40.9%	36.0%	24.1%	43.2%	53.8%	50.0%	32.5%
Periodicals	9.1%	3.5%	13.6%	2.2%	3.4%	0.0%	0.0%	11.1%	0.0%
International television	18.2%	16.3%	22.7%	12.4%	6.9%	11.4%	7.7%	27.8%	17.5%
Local newspapers*	22.7%	11.3%	13.6%	22.5%	34.5%	13.6%	30.8%	0.0%	22.5%
Other	0.0%	2.8%	0.0%	3.4%	3.4%	6.8%	0.0%	5.6%	5.0%

*Significantly different between stakeholder groups

G. Communication and Information Sharing (continued)

How would you prefer to receive information from the World Bank Group? (Choose no more than TWO)

Percentage of Respondents (Responses combined)	Office of President/Prime Minister/Minister	Employee of a Ministry	PMU/ Consultant on WBG Project	Local Govt.	Private Sector/ Financial Sector/ Private Bank	CSO	Media	Academia/ Research Institute/ Think Tank	Other
World Bank Group's publications and other written materials	59.1%	40.3%	47.8%	27.8%	37.9%	32.6%	15.4%	50.0%	42.5%
e-Newsletters*	59.1%	47.2%	56.5%	25.6%	37.9%	39.1%	23.1%	38.9%	30.0%
World Bank Group's seminars/workshops/conferences	22.7%	27.1%	34.8%	47.8%	37.9%	37.0%	53.8%	33.3%	42.5%
Mobile phones	9.1%	12.5%	4.3%	17.8%	3.4%	13.0%	7.7%	5.6%	12.5%
Direct contact with World Bank Group*	18.2%	11.1%	4.3%	17.8%	17.2%	17.4%	38.5%	33.3%	27.5%
World Bank Group's website	13.6%	36.8%	30.4%	30.0%	34.5%	34.8%	23.1%	38.9%	30.0%
Social media	13.6%	20.1%	21.7%	23.3%	20.7%	19.6%	15.4%	0.0%	12.5%
Other	0.0%	0.7%	0.0%	4.4%	0.0%	4.3%	7.7%	0.0%	2.5%

*Significantly different between stakeholder groups

Are you aware of the World Bank Group's Access to Information Policies under which the World Bank Group discloses any information in its possession that is not on a list of exceptions?*

Percentage of Respondents	Office of President/Prime Minister/Minister	Employee of a Ministry	PMU/ Consultant on WBG Project	Local Govt.	Private Sector/ Financial Sector/ Private Bank	CSO	Media	Academia/ Research Institute/ Think Tank	Other
Yes	16.7%	7.2%	31.8%	7.3%	13.8%	13.6%	25.0%	17.6%	10.8%
No	83.3%	92.8%	68.2%	92.7%	86.2%	86.4%	75.0%	82.4%	89.2%

*Significantly different between stakeholder groups

Do you have reliable access to the Internet?*

Percentage of Respondents	Office of President/Prime Minister/Minister	Employee of a Ministry	PMU/ Consultant on WBG Project	Local Govt.	Private Sector/ Financial Sector/ Private Bank	CSO	Media	Academia/ Research Institute/ Think Tank	Other
Yes	87.0%	74.0%	91.3%	52.9%	75.9%	68.9%	84.6%	83.3%	65.8%
No	13.0%	26.0%	8.7%	47.1%	24.1%	31.1%	15.4%	16.7%	34.2%

*Significantly different between stakeholder groups

Do you use/have used the World Bank Group website?*

Percentage of Respondents	Office of President/Prime Minister/Minister	Employee of a Ministry	PMU/ Consultant on WBG Project	Local Govt.	Private Sector/ Financial Sector/ Private Bank	CSO	Media	Academia/ Research Institute/ Think Tank	Other
Yes	50.0%	37.7%	73.9%	24.4%	23.1%	24.4%	30.8%	56.3%	29.7%
No	50.0%	62.3%	26.1%	75.6%	76.9%	75.6%	69.2%	43.8%	70.3%

*Significantly different between stakeholder groups

G. Communication and Information Sharing (continued)

Do you currently consult the World Bank Group social media sites (e.g., blogs, Facebook, Twitter, YouTube, and Flickr)?

Percentage of Respondents	Office of President/Prime Minister/Minister	Employee of a Ministry	PMU/ Consultant on WBG Project	Local Govt.	Private Sector/ Financial Sector/ Private Bank	CSO	Media	Academia/ Research Institute/ Think Tank	Other
Yes	12.5%	9.1%	13.0%	12.0%	7.1%	16.3%	7.7%	11.8%	24.3%
No	87.5%	90.9%	87.0%	88.0%	92.9%	83.7%	92.3%	88.2%	75.7%

Which Internet connection do you use primarily when visiting a World Bank Group website?

Percentage of Respondents	Office of President/Prime Minister/Minister	Employee of a Ministry	PMU/ Consultant on WBG Project	Local Govt.	Private Sector/ Financial Sector/ Private Bank	CSO	Media	Academia/ Research Institute/ Think Tank	Other
High speed/WiFi	71.4%	72.5%	76.2%	56.3%	76.9%	65.7%	83.3%	60.0%	75.9%
Dial-up	28.6%	27.5%	23.8%	43.7%	23.1%	34.3%	16.7%	40.0%	24.1%

How frequently do you consult the World Bank Group's website and/or social media channels (e.g., blogs, Facebook, Twitter, YouTube, Flickr) for information/knowledge that you can use in your work?

Percentage of Respondents	Office of President/Prime Minister/Minister	Employee of a Ministry	PMU/ Consultant on WBG Project	Local Govt.	Private Sector/ Financial Sector/ Private Bank	CSO	Media	Academia/ Research Institute/ Think Tank	Other
Weekly	13.0%	9.0%	26.1%	8.1%	13.3%	14.3%	0.0%	11.8%	7.5%
Monthly	13.0%	9.7%	17.4%	14.0%	6.7%	19.0%	8.3%	5.9%	10.0%
A few times a year	30.4%	25.7%	17.4%	17.4%	16.7%	31.0%	8.3%	41.2%	22.5%
Rarely	34.8%	27.8%	21.7%	30.2%	30.0%	31.0%	50.0%	17.6%	30.0%
Never	8.7%	27.8%	17.4%	30.2%	33.3%	4.8%	33.3%	23.5%	30.0%

Please rate how much you agree with the following statements. (1-Strongly disagree, 10-Strongly agree)

	Which of the following best describes your current position?																										
	Office of President/ Prime Minister/ Minister			Employee of a Ministry			PMU/ Consultant on WBG Project			Local Govt.			Private Sector/ Financial Sector/ Private Bank			CSO			Media			Academia/ Research Institute/ Think Tank			Other		
	N	Mean	SD	N	Mean	SD	N	Mean	SD	N	Mean	SD	N	Mean	SD	N	Mean	SD	N	Mean	SD	N	Mean	SD	N	Mean	SD
I find the World Bank Group's websites easy to navigate.	14	7.21	2.08	78	6.92	2.37	18	7.33	2.28	40	5.83	2.76	11	6.73	2.83	22	6.14	2.87	6	6.00	2.90	11	6.91	1.87	21	5.95	2.60
I find the information on the World Bank Group's websites useful.*	14	8.00	1.62	80	7.83	1.87	19	8.58	1.39	36	6.89	1.98	15	6.60	2.41	25	7.24	2.50	7	6.57	2.44	12	7.92	1.38	20	7.05	1.43
The World Bank Group's social media channels are valuable sources of information about the institution	7	5.71	2.29	62	7.03	2.24	8	8.13	1.46	39	7.13	2.55	10	6.00	2.67	24	6.83	2.84	6	7.17	2.99	5	8.40	1.34	21	7.33	1.88

H. Background Information

Currently, do you professionally collaborate/work with the World Bank Group (IDA, IFC, or MIGA) in your country?*

Percentage of Respondents	Office of President/Prime Minister/Minister	Employee of a Ministry	PMU/ Consultant on WBG Project	Local Govt.	Private Sector/ Financial Sector/ Private Bank	CSO	Media	Academia/ Research Institute/ Think Tank	Other
Yes	54.2%	42.1%	95.5%	49.4%	26.7%	18.2%	30.8%	22.2%	48.7%
No	45.8%	57.9%	4.5%	50.6%	73.3%	81.8%	69.2%	77.8%	51.3%

*Significantly different between stakeholder groups

Which of the following agencies of the World Bank Group do you primarily engage with in Benin?*

Percentage of Respondents	Office of President/Prime Minister/Minister	Employee of a Ministry	PMU/ Consultant on WBG Project	Local Govt.	Private Sector/ Financial Sector/ Private Bank	CSO	Media	Academia/ Research Institute/ Think Tank	Other
The World Bank (IDA)	85.7%	74.0%	95.2%	66.7%	47.8%	54.8%	70.0%	42.9%	66.7%
The International Finance Corporation (IFC)	0.0%	1.9%	0.0%	2.8%	13.0%	0.0%	0.0%	7.1%	0.0%
The Multilateral Investment Guarantee Agency (MIGA)	0.0%	0.0%	0.0%	0.0%	0.0%	3.2%	0.0%	7.1%	0.0%
Other	14.3%	24.0%	4.8%	30.6%	39.1%	41.9%	30.0%	42.9%	33.3%

*Significantly different between stakeholder groups

Do your projects involve both the World Bank and the IFC?

Percentage of Respondents	Office of President/Prime Minister/Minister	Employee of a Ministry	PMU/ Consultant on WBG Project	Local Govt.	Private Sector/ Financial Sector/ Private Bank	CSO	Media	Academia/ Research Institute/ Think Tank	Other
Yes	36.8%	17.3%	13.0%	17.9%	3.8%	12.5%	0.0%	20.0%	28.1%
No	63.2%	82.7%	87.0%	82.1%	96.2%	87.5%	100.0%	80.0%	71.9%

If yes, what was your view of how the two institutions work together in Benin? (Select only ONE response)

Percentage of Respondents	Office of President/Prime Minister/Minister	Employee of a Ministry	PMU/ Consultant on WBG Project	Local Govt.	Private Sector/ Financial Sector/ Private Bank	CSO	Media	Academia/ Research Institute/ Think Tank	Other
The two institutions work well together	71.4%	38.1%	50.0%	36.4%	0.0%	20.0%	0.0%	0.0%	44.4%
The way the two institutions work together needs improvement	14.3%	33.3%	0.0%	27.3%	0.0%	60.0%	0.0%	66.7%	33.3%
The two institutions do not work well together	0.0%	0.0%	0.0%	9.1%	0.0%	0.0%	0.0%	0.0%	0.0%
Don't know	14.3%	28.6%	50.0%	27.3%	100.0%	20.0%	0.0%	33.3%	22.2%

H. Background Information (continued)

Which of the following describes most of your exposure to the World Bank Group in Benin? (Choose no more than TWO)

Percentage of Respondents (Responses combined)	Office of President/Prime Minister/Minister	Employee of a Ministry	PMU/ Consultant on WBG Project	Local Govt.	Private Sector/ Financial Sector/ Private Bank	CSO	Media	Academia/ Research Institute/ Think Tank	Other
Observer	18.2%	32.5%	8.7%	34.7%	33.3%	47.2%	50.0%	40.0%	41.2%
Use World Bank Group reports/data	27.3%	18.7%	17.4%	25.0%	16.7%	30.6%	25.0%	20.0%	17.6%
Engage in World Bank Group related/sponsored events/activities	40.9%	30.9%	34.8%	31.9%	44.4%	13.9%	25.0%	20.0%	38.2%
Collaborate as part of my professional duties*	54.5%	51.2%	78.3%	50.0%	33.3%	33.3%	0.0%	33.3%	52.9%
Use World Bank Group website for information, data, research, etc.*	18.2%	14.6%	13.0%	11.1%	11.1%	25.0%	50.0%	46.7%	14.7%

*Significantly different between stakeholder groups

What's your gender?

Percentage of Respondents	Office of President/Prime Minister/Minister	Employee of a Ministry	PMU/ Consultant on WBG Project	Local Govt.	Private Sector/ Financial Sector/ Private Bank	CSO	Media	Academia/ Research Institute/ Think Tank	Other
Female	12.5%	9.0%	21.7%	3.4%	13.3%	10.9%	15.4%	11.1%	12.8%
Male	87.5%	91.0%	78.3%	96.6%	86.7%	89.1%	84.6%	88.9%	87.2%

Appendix C: Responses to Indicator Questions by Geographic Location¹⁸

- Cotonou / Abomey Calavi N=172
- Porto-Novo N=35
- Parakou N=26
- Other cities N=160
- Rural areas N=49

B. Overall Attitudes toward the World Bank Group

	Which best represents your geographic location?														
	Cotonou / Abomey Calavi			Porto-Novo			Parakou			Other cities			Rural areas		
	N	Mean	SD	N	Mean	SD	N	Mean	SD	N	Mean	SD	N	Mean	SD
Overall, please rate your impression of the World Bank Group's effectiveness in Benin.	146	6.62	1.98	29	6.62	2.37	18	5.72	2.27	123	6.33	2.33	40	7.08	2.07

(1-Not effective at all, 10-Very effective)

To what extent do you agree with the following statements about the World Bank Group's work in Benin?

(1-Strongly disagree, 10-Strongly agree)

	Which best represents your geographic location?														
	Cotonou / Abomey Calavi			Porto-Novo			Parakou			Other cities			Rural areas		
	N	Mean	SD	N	Mean	SD	N	Mean	SD	N	Mean	SD	N	Mean	SD
Overall the World Bank Group currently plays a relevant role in development in Benin	152	7.14	2.09	27	6.74	2.36	24	6.00	2.62	136	6.95	2.51	42	7.19	2.68
The World Bank Group's work is aligned with what I consider the development priorities for Benin	143	6.51	2.21	23	6.13	2.58	22	5.55	2.63	119	6.47	2.43	41	6.12	2.94

To what extent is the World Bank Group an effective development partner in Benin, in terms of each of the following?

(1-To no degree at all, 10-To a very significant degree)

	Which best represents your geographic location?														
	Cotonou / Abomey Calavi			Porto-Novo			Parakou			Other cities			Rural areas		
	N	Mean	SD	N	Mean	SD	N	Mean	SD	N	Mean	SD	N	Mean	SD
Responsiveness to needs	100	6.03	2.01	13	6.69	2.10	11	5.09	2.70	66	5.73	2.19	23	6.35	2.46
Flexibility (in terms of the institution's products and services)	104	5.64	1.56	16	6.38	2.70	12	5.08	2.43	82	5.51	2.09	25	5.76	2.70
Flexibility (in terms of changing country circumstances)	101	5.88	1.77	16	6.81	2.43	15	5.07	2.34	72	5.89	2.19	25	5.80	2.35
Being inclusive	79	6.70	1.64	11	6.36	2.11	10	6.70	2.31	64	6.50	2.58	24	6.88	2.27
Openness (sharing data and other information)	111	6.56	2.03	16	7.38	1.96	15	6.20	2.37	72	6.56	2.27	26	6.81	2.53
Collaboration with the Government	135	7.70	1.74	23	8.09	1.78	22	7.50	2.02	117	7.68	2.05	36	8.25	1.79
The speed in which it gets things accomplished on the ground*	125	6.66	1.95	19	6.89	2.18	21	5.95	2.29	98	7.05	1.79	32	7.53	2.17
Helping to bring discipline/effective supervision to implementation of investment projects	129	7.26	1.77	22	8.09	1.80	19	6.58	2.32	100	7.49	2.02	32	7.69	2.02
Collaboration with civil society	93	5.92	1.93	17	5.71	2.54	17	5.18	2.98	84	5.96	2.59	29	6.10	2.06
Staff accessibility*	104	5.74	2.28	19	4.63	2.81	19	4.16	2.24	82	4.33	2.38	30	4.83	2.68
Collaboration with other donors and development partners	92	6.87	1.91	15	7.00	2.20	15	5.73	2.02	67	6.51	2.24	21	6.86	2.15
Collaboration with the private sector	92	5.43	1.89	15	4.60	2.59	16	4.44	2.10	74	5.16	2.53	21	4.81	2.75
Straightforwardness and honesty	99	6.91	2.21	18	7.44	2.79	16	6.44	2.94	77	7.32	2.46	31	7.35	2.74
Treating clients and stakeholders in Benin with respect	89	7.04	1.63	16	7.25	2.35	12	6.00	2.76	67	6.93	2.11	22	7.41	2.72
Being a long-term partner	121	8.26	1.44	19	8.58	1.71	20	8.20	2.09	101	8.47	1.84	32	8.06	2.38

*Significantly different between geographic locations

¹⁸ 442 respondents provided information about their geographic location. Only these respondents were included in the analysis presented in this appendix.

C. World Bank Group's Effectiveness and Results

	Which best represents your geographic location?														
	Cotonou / Abomey Calavi			Porto-Novo			Parakou			Other cities			Rural areas		
	N	Mean	SD	N	Mean	SD	N	Mean	SD	N	Mean	SD	N	Mean	SD
To what extent does the World Bank Group's work help to achieve development results in Benin?	145	6.48	1.87	24	6.88	2.05	22	5.86	2.40	120	6.36	2.09	42	7.10	2.52

(1-To no degree at all, 10-To a very significant degree)

To what extent do you agree with the following statements about the World Bank Group in Benin?

(1-Strongly disagree, 10-Strongly agree)

	Which best represents your geographic location?														
	Cotonou / Abomey Calavi			Porto-Novo			Parakou			Other cities			Rural areas		
	N	Mean	SD	N	Mean	SD	N	Mean	SD	N	Mean	SD	N	Mean	SD
The World Bank Group's financial instruments meet the needs of Benin	140	6.39	1.79	26	5.85	2.31	23	5.74	2.68	113	5.84	2.24	36	6.39	2.90
The World Bank Group meets Benin's needs for knowledge services	125	5.99	1.86	20	6.15	2.03	21	5.38	2.97	97	5.92	2.31	30	6.37	2.57

D. The World Bank Group's Knowledge Work and Activities

In Benin, to what extent do you believe that the World Bank Group's knowledge work and activities:

(1-To no degree at all, 10-To a very significant degree)

	Which best represents your geographic location?														
	Cotonou / Abomey Calavi			Porto-Novo			Parakou			Other cities			Rural areas		
	N	Mean	SD	N	Mean	SD	N	Mean	SD	N	Mean	SD	N	Mean	SD
Are adaptable to Benin's specific development challenges and country circumstances	124	6.37	1.88	20	6.25	2.00	19	5.37	2.27	103	6.27	2.45	28	6.89	2.83

	Which best represents your geographic location?														
	Cotonou / Abomey Calavi			Porto-Novo			Parakou			Other cities			Rural areas		
	N	Mean	SD	N	Mean	SD	N	Mean	SD	N	Mean	SD	N	Mean	SD
Overall, how significant a contribution do you believe the World Bank Group's knowledge work and activities make to development results in your country?*	130	7.02	1.83	24	7.21	2.06	19	5.84	2.43	122	6.93	2.10	33	7.76	2.05
Overall, how would you rate the technical quality of the World Bank Group's knowledge work and activities?	135	7.26	1.65	20	7.70	1.63	18	6.78	2.44	119	6.96	2.11	35	7.29	2.08

(1-Not significant at all, 10-Very significant; 1-Very low technical quality, 10-Very high technical quality)

*Significantly different between geographic locations

E. Working with the World Bank Group

To what extent do you agree/disagree with the following statements? (1-Strongly disagree, 10-Strongly agree)

	Which best represents your geographic location?														
	Cotonou / Abomey Calavi			Porto-Novo			Parakou			Other cities			Rural areas		
	N	Mean	SD	N	Mean	SD	N	Mean	SD	N	Mean	SD	N	Mean	SD
The World Bank Group takes decisions quickly in Benin*	114	5.66	2.14	13	6.38	2.43	14	4.43	2.56	73	4.88	2.45	21	5.33	2.78
Where country systems are adequate, the World Bank Group makes appropriate use of them*	129	7.09	2.13	22	7.27	2.07	18	7.11	2.52	100	7.79	1.87	36	8.03	2.27

*Significantly different between geographic locations

Appendix D: Responses to Selected Questions by Levels of Collaboration¹⁹

Note that this appendix presents comparative analysis of the data from those respondents who collaborate with the WBG vs. those respondents who do not collaborate with the WBG and covers the following selected questions from the FY18 Benin COS questionnaire: All 10-point scale questions and question B4 "When thinking about how the World Bank Group can have the most impact on development results in Benin, in which sectors do you believe the World Bank Group should focus most of its resources (financial and knowledge services) in Benin?"

● Collaborating with the WBG N=182 ● Not collaborating with the WBG N=243

B. Overall Attitudes toward the World Bank Group

	Currently, do you professionally collaborate/work with the World Bank Group (IDA, IFC, or MIGA) in your country?					
	Yes			No		
	N	Mean	SD	N	Mean	SD
How familiar are you with the work of the World Bank Group in Benin?*	169	6.40	2.12	228	4.85	2.47

(1-Not familiar at all, 10-Extremely familiar) *Significantly different between collaborators and non-collaborators

	Currently, do you professionally collaborate/work with the World Bank Group (IDA, IFC, or MIGA) in your country?					
	Yes			No		
	N	Mean	SD	N	Mean	SD
Overall, please rate your impression of the World Bank Group's effectiveness in Benin.*	159	7.03	1.98	186	6.09	2.19

(1-Not effective at all, 10-Very effective) *Significantly different between collaborators and non-collaborators

	Currently, do you professionally collaborate/work with the World Bank Group (IDA, IFC, or MIGA) in your country?					
	Yes			No		
	N	Mean	SD	N	Mean	SD
To what extent do you believe the World Bank Group's staff is well prepared (e.g., skills and knowledge) to help Benin solve its most complicated development challenges?*	160	7.40	1.89	175	6.63	2.26

(1-To no degree at all, 10-To a very significant degree) *Significantly different between collaborators and non-collaborators

¹⁹Only 425 respondents provided information about whether they collaborated with the WBG, therefore, only responses from these individuals were analyzed.

B. Overall Attitudes toward the World Bank Group (continued)

When thinking about how the World Bank Group can have the most impact on development results in Benin, in which sectors do you believe the World Bank Group should focus most of its resources (financial and knowledge services) in Benin? (Choose no more than THREE)

Percentage of Respondents (Responses combined)	Collaborating with the WBG	Not collaborating with the WBG
Energy	26.4%	30.5%
Water and sanitation	18.1%	16.3%
Job creation/employment	19.8%	14.2%
Health	27.5%	30.1%
Financial markets	0.0%	0.8%
Social protection (e.g., pensions, targeted social assistance)	3.8%	5.0%
Gender equity (closing the gap between women and men, and boys and girls)	1.6%	0.4%
Private sector development	15.4%	18.4%
Education	39.6%	45.6%
Public sector governance/reform (i.e., government effectiveness, public financial management, public expenditure, fiscal system reform)	28.0%	20.9%
Global/regional integration	0.0%	0.0%
Food security	10.4%	7.9%
Urban development	1.1%	2.1%
Judiciary reform	2.2%	3.8%
Economic growth	5.5%	9.2%
Disaster risk management	0.0%	0.8%
Equality of opportunity (i.e., social inclusion)	3.8%	5.0%
Information and communications technology	4.4%	2.5%
Transport (e.g., roads, bridges, transportation)	7.7%	7.1%
Agriculture and rural development	52.7%	43.9%
Trade and exports	1.6%	0.4%
Natural resource management	1.1%	2.1%
Climate change (e.g., mitigation, adaptation)	2.7%	4.2%
Poverty reduction	18.1%	14.2%
Anti corruption	5.5%	10.5%

How EFFECTIVE do you believe the following World Bank Group's instruments are in supporting the Benin Government's efforts to reduce poverty? (1-Not effective at all, 10-Very effective)

	Currently, do you professionally collaborate/work with the World Bank Group (IDA, IFC, or MIGA) in your country?					
	Yes			No		
	N	Mean	SD	N	Mean	SD
Investment Project Financing (IPF)*	121	7.30	1.81	126	6.57	2.08
Development Policy Financing (DPF)*	95	6.96	1.61	108	6.27	2.09
Trust funds and grants*	65	6.66	2.10	61	5.67	2.45
MIGA Guarantees*	16	6.31	2.02	23	4.83	2.35
IFC Investment Services	31	6.61	2.25	39	5.77	2.34
IFC Advisory Services	26	7.04	2.18	38	6.24	2.26

*Significantly different between collaborators and non-collaborators

To what extent do you agree with the following statements about the World Bank Group's work in Benin? (1-Strongly disagree, 10-Strongly agree)

	Currently, do you professionally collaborate/work with the World Bank Group (IDA, IFC, or MIGA) in your country?					
	Yes			No		
	N	Mean	SD	N	Mean	SD
Overall the World Bank Group currently plays a relevant role in development in Benin*	169	7.65	1.92	201	6.39	2.51
The World Bank Group's work is aligned with what I consider the development priorities for Benin*	158	6.72	2.28	182	6.04	2.48

*Significantly different between collaborators and non-collaborators

B. Overall Attitudes toward the World Bank Group (continued)

To what extent is the World Bank Group an effective development partner in Benin, in terms of each of the following?

(1-To no degree at all, 10-To a very significant degree)

	Currently, do you professionally collaborate/work with the World Bank Group (IDA, IFC, or MIGA) in your country?					
	Yes			No		
	N	Mean	SD	N	Mean	SD
Responsiveness to needs*	101	6.33	1.89	106	5.58	2.29
Flexibility (in terms of the institution's products and services)	113	5.88	1.86	120	5.38	2.15
Flexibility (in terms of changing country circumstances)	101	6.03	2.01	122	5.76	2.08
Being inclusive*	90	6.97	1.87	94	6.30	2.33
Openness (sharing data and other information)	106	6.78	1.96	131	6.49	2.34
Collaboration with the Government	141	7.88	1.74	185	7.63	1.99
The speed in which it gets things accomplished on the ground	136	6.99	1.89	152	6.68	2.04
Helping to bring discipline/effective supervision to implementation of investment projects	139	7.59	1.82	157	7.25	1.98
Collaboration with civil society*	101	6.39	1.88	135	5.41	2.48
Staff accessibility*	115	5.84	2.28	135	4.20	2.33
Collaboration with other donors and development partners*	100	7.18	1.95	108	6.27	2.12
Collaboration with the private sector*	93	5.66	2.05	124	4.78	2.41
Straightforwardness and honesty	116	7.36	2.12	122	6.84	2.73
Treating clients and stakeholders in Benin with respect*	96	7.30	1.72	107	6.71	2.29
Being a long-term partner	127	8.55	1.51	160	8.15	1.94

*Significantly different between collaborators and non-collaborators

C. World Bank Group's Effectiveness and Results

In Benin, to what extent do the World Bank Group's financial resources, advice, and knowledge influence policy related to ... ?

(1-To no degree at all, 10-To a very significant degree)

	Currently, do you professionally collaborate/work with the World Bank Group (IDA, IFC, or MIGA) in your country?					
	Yes			No		
	N	Mean	SD	N	Mean	SD
Gender	125	6.48	2.07	156	6.05	2.37
The impact of climate change	106	6.14	2.18	136	5.88	2.35

C. World Bank Group's Effectiveness and Results (continued)

How **EFFECTIVE** do you believe the World Bank Group is in terms of the work it does in the following areas of development in Benin?
(1-Not effective at all, 10-Very effective)

	Currently, do you professionally collaborate/work with the World Bank Group (IDA, IFC, or MIGA) in your country?					
	Yes			No		
	N	Mean	SD	N	Mean	SD
Social protection*	78	5.95	2.04	87	4.76	2.45
Gender equity	106	6.05	1.87	126	5.94	2.25
Private sector development*	89	5.97	2.04	114	4.87	2.24
Education*	122	7.17	1.63	163	6.63	2.08
Public sector governance/reform*	113	6.86	2.00	144	6.15	2.13
Global/regional integration	75	6.28	2.05	91	5.74	2.31
Urban development*	104	6.59	2.04	123	5.76	2.28
Energy*	97	6.52	1.85	121	5.56	2.23
Water and sanitation*	114	6.89	1.87	139	6.17	2.20
Job creation/employment*	93	5.76	1.99	118	4.55	2.23
Health	118	6.97	1.97	164	6.44	2.46
Transport*	99	6.37	1.88	124	5.63	2.38
Agriculture and rural development*	108	6.72	1.81	132	5.95	2.26
Trade and exports*	62	5.52	2.17	79	4.24	2.06
Natural resource management*	81	6.20	1.96	101	5.29	2.23
Climate change*	96	6.35	1.99	104	5.62	2.26
Poverty reduction*	133	6.75	2.04	169	5.88	2.48
Anti corruption*	105	6.03	2.20	129	5.38	2.58
Economic growth*	107	6.58	2.22	133	5.59	2.26
Disaster risk management	83	5.73	2.27	100	5.21	2.35
Equality of opportunity	85	5.66	2.23	103	5.09	2.36
Information and communications technology	83	5.58	2.07	95	5.35	2.16

*Significantly different between collaborators and non-collaborators

	Currently, do you professionally collaborate/work with the World Bank Group (IDA, IFC, or MIGA) in your country?					
	Yes			No		
	N	Mean	SD	N	Mean	SD
To what extent does the World Bank Group's work help to achieve development results in Benin?*	151	6.85	1.76	191	6.20	2.21

(1-To no degree at all, 10-To a very significant degree) *Significantly different between collaborators and non-collaborators

C. World Bank Group's Effectiveness and Results (continued)

To what extent do you agree with the following statements about the World Bank Group in Benin?

(1-Strongly disagree, 10-Strongly agree)

	Currently, do you professionally collaborate/work with the World Bank Group (IDA, IFC, or MIGA) in your country?					
	Yes			No		
	N	Mean	SD	N	Mean	SD
The World Bank Group's financial instruments meet the needs of Benin*	151	6.50	1.88	179	5.79	2.35
The World Bank Group meets Benin's needs for knowledge services*	134	6.26	2.06	154	5.75	2.31

*Significantly different between collaborators and non-collaborators

	Currently, do you professionally collaborate/work with the World Bank Group (IDA, IFC, or MIGA) in your country?					
	Yes			No		
	N	Mean	SD	N	Mean	SD
How effectively does the World Bank Group help Benin to mobilize finance for development from private sector sources?*	106	6.10	1.96	132	5.49	2.37

(1-Not effective at all, 10-Very effective) *Significantly different between collaborators and non-collaborators

How effectively does the World Bank Group support Benin's efforts ... ?

(1-Not effectively at all, 10-Very effectively)

	Currently, do you professionally collaborate/work with the World Bank Group (IDA, IFC, or MIGA) in your country?					
	Yes			No		
	N	Mean	SD	N	Mean	SD
To build stronger domestic resource mobilization systems in the Government	90	5.79	1.94	122	5.39	2.46
To develop better and stronger data collection/analytics systems within the Government*	98	6.57	1.77	133	5.62	2.13
To strengthen the country's crisis preparedness*	102	6.49	1.99	130	5.78	2.21

*Significantly different between collaborators and non-collaborators

D. The World Bank Group's Knowledge Work and Activities

In Benin, to what extent do you believe that the World Bank Group's knowledge work and activities:

(1-To no degree at all, 10-To a very significant degree)

	Currently, do you professionally collaborate/work with the World Bank Group (IDA, IFC, or MIGA) in your country?					
	Yes			No		
	N	Mean	SD	N	Mean	SD
Are timely*	143	7.55	1.65	168	7.02	2.11
Include appropriate level of stakeholder involvement during preparation*	131	6.47	2.03	139	5.65	2.21
Lead to practical solutions*	128	6.73	1.93	140	6.06	2.20
Are accessible (well written and easy to understand)*	135	6.96	1.85	148	5.77	2.55
Are source of relevant information on global good practices*	128	7.45	1.74	148	6.69	2.13
Are adequately disseminated*	128	6.16	2.15	141	5.18	2.45
Are translated enough into local language*	115	3.89	2.16	142	3.26	2.30
Are adaptable to Benin's specific development challenges and country circumstances*	129	6.71	1.96	159	5.96	2.34

*Significantly different between collaborators and non-collaborators

D. The World Bank Group's Knowledge Work and Activities (continued)

	Currently, do you professionally collaborate/work with the World Bank Group (IDA, IFC, or MIGA) in your country?					
	Yes			No		
	N	Mean	SD	N	Mean	SD
Overall, how significant a contribution do you believe the World Bank Group's knowledge work and activities make to development results in your country?*	146	7.40	1.71	176	6.68	2.17
Overall, how would you rate the technical quality of the World Bank Group's knowledge work and activities?*	151	7.57	1.75	167	6.81	1.95

(1-Not significant at all, 10-Very significant; 1-Very low technical quality, 10-Very high technical quality)

*Significantly different between collaborators and non-collaborators

E. Working with the World Bank Group

To what extent do you agree/disagree with the following statements? (1-Strongly disagree, 10-Strongly agree)

	Currently, do you professionally collaborate/work with the World Bank Group (IDA, IFC, or MIGA) in your country?					
	Yes			No		
	N	Mean	SD	N	Mean	SD
The World Bank Group disburses funds promptly*	153	5.48	2.53	143	4.17	2.36
The World Bank Group effectively monitors and evaluates the projects and programs it supports	176	7.91	1.70	194	7.54	1.96
The World Bank Group's approvals and reviews are done in a timely fashion*	164	6.61	2.31	149	5.79	2.34
The World Bank Group's "Safeguard Policy" requirements are reasonable	111	6.76	2.05	113	6.29	2.26
The World Bank Group's conditions on its lending are reasonable*	111	6.41	2.11	108	5.56	2.35
The World Bank Group takes decisions quickly in Benin*	117	6.24	2.14	114	4.57	2.33
Working with the World Bank Group increases Benin's institutional capacity*	157	7.42	1.88	164	6.72	2.31
Where country systems are adequate, the World Bank Group makes appropriate use of them	149	7.69	1.86	150	7.23	2.28

*Significantly different between collaborators and non-collaborators

G. Communication and Information Sharing

Please rate how much you agree with the following statements. (1-Strongly disagree, 10-Strongly agree)

	Currently, do you professionally collaborate/work with the World Bank Group (IDA, IFC, or MIGA) in your country?					
	Yes			No		
	N	Mean	SD	N	Mean	SD
I find the World Bank Group's websites easy to navigate.	121	6.68	2.43	93	6.28	2.56
I find the information on the World Bank Group's websites useful.	118	7.73	1.68	105	7.26	2.12
The World Bank Group's social media channels are valuable sources of information about the institution	81	7.23	2.08	97	6.95	2.53

Appendix E: Responses to Select Questions by Year²⁰

All data presented in this appendix are weighted. As a result, means of the FY 2018 data and the total number of respondents indicated will be slightly different from the aggregated responses in Appendix A. Similarly, responses from FY 2015 respondents and the total number of respondents indicated may differ from those reported in the FY 2015 COS report.

FY 2015 Number of comparable respondents = 398 • FY 2018 Number of comparable respondents = 403

By weighting, the FY 2015 sample has the same stakeholder composition as that in the FY2018 sample and thus are comparable. The stakeholder groups which do not have respondents in both years are not included in the comparison. The weighted stakeholder breakdown is presented below:

Percentage of Respondents	FY 2015	FY 2018
Office of the President/ Prime Minister	6.0%	6.0%
Government Institutions	42.5%	42.5%
Local Government	9.8%	9.8%
Bilateral/Multilateral Agency	2.5%	2.5%
Private Sector	9.3%	9.3%
Civil Society	16.1%	16.1%
Media	7.5%	7.5%
Academia/Research Institute/Think Tank	6.3%	6.3%

A. General Issues Facing Benin

In general would you say that Benin is headed in...?*

Percentage of Respondents	FY 2015	FY 2018
The right direction	62.1%	72.0%
The wrong direction	15.8%	7.8%
Not sure	22.1%	20.2%

*Significantly different between FY18 and FY15 respondents

B. Overall Attitudes toward the World Bank Group

	year					
	FY 2015			FY 2018		
	N	Mean	SD	N	Mean	SD
How familiar are you with the work of the World Bank Group in Benin?	389	5.43	2.41	376	5.48	2.43

(1-Not familiar at all, 10-Extremely familiar)

	year					
	FY 2015			FY 2018		
	N	Mean	SD	N	Mean	SD
Overall, please rate your impression of the World Bank Group's effectiveness in Benin.	335	6.68	2.39	328	6.52	2.16

(1-Not effective at all, 10-Very effective)

²⁰ Only those questions that were asked in the FY '15 and FY '18 country opinion surveys, with similar response scales/options, are presented.

B. Overall Attitudes toward the World Bank Group (continued)

	year					
	FY 2015			FY 2018		
	N	Mean	SD	N	Mean	SD
To what extent do you believe the World Bank Group's staff is well prepared (e.g., skills and knowledge) to help Benin solve its most complicated development challenges?*	311	7.36	2.10	320	6.98	2.15

(1-To no degree at all, 10-To a very significant degree)

*Significantly different between FY18 and FY15 respondents

To what extent do you believe that the World Bank Group's work and support help the poorest in Benin?*

Percentage of Respondents	FY 2015	FY 2018
To a fully sufficient degree	5.5%	8.8%
To a somewhat sufficient degree	46.6%	36.3%
To a somewhat insufficient degree	23.4%	29.5%
To a very insufficient degree	16.7%	15.1%
Don't know	7.8%	10.3%

*Significantly different between FY18 and FY15 respondents

To what extent do you agree with the following statements about the World Bank Group's work in Benin?

	year					
	FY 2015			FY 2018		
	N	Mean	SD	N	Mean	SD
Overall the World Bank Group currently plays a relevant role in development in Benin*	363	7.58	2.23	348	6.97	2.35
The World Bank Group's work is aligned with what I consider the development priorities for Benin*	343	6.87	2.46	323	6.34	2.41

(1-Strongly disagree, 10-Strongly agree)

*Significantly different between FY18 and FY15 respondents

B. Overall Attitudes toward the World Bank Group (continued)

To what extent is the World Bank Group an effective development partner in Benin in terms of each of the following?

(1-To no degree at all, 10-To a very significant degree)

	year					
	FY 2015			FY 2018		
	N	Mean	SD	N	Mean	SD
Responsiveness to needs*	231	6.34	2.22	200	5.92	2.17
Flexibility (in terms of the institution's products and services)	242	5.88	2.32	221	5.61	2.01
Flexibility (in terms of changing country circumstances)	254	6.06	2.18	211	5.86	2.08
Being inclusive	202	6.71	6.21	177	6.62	2.17
Openness (sharing data and other information)	291	6.64	2.45	228	6.64	2.19
Collaboration with the Government*	314	8.21	1.77	311	7.74	1.89
The speed in which it gets things accomplished on the ground	277	6.66	2.31	274	6.82	2.00
Helping to bring discipline/effective supervision to implementation of investment projects				280	7.37	1.93
Collaboration with civil society	229	6.17	2.32	226	5.92	2.31
Staff accessibility*	274	5.78	2.62	238	4.95	2.45
Collaboration with other donors and development partners*	237	7.55	2.18	198	6.66	2.06
Collaboration with the private sector*	231	5.73	2.34	205	5.13	2.31
Straightforwardness and honesty	241	7.18	2.33	228	7.09	2.47
Treating clients and stakeholders in Benin with respect	282	6.79	2.44	193	6.97	2.07
Being a long-term partner	311	8.42	1.93	274	8.34	1.78

*Significantly different between FY18 and FY15 respondents

C. World Bank Group's Effectiveness and Results

How EFFECTIVE do you believe the World Bank Group is in terms of the work it does in the following areas of development in Benin?

	year					
	FY 2015			FY 2018		
	N	Mean	SD	N	Mean	SD
Social protection				149	5.24	2.34
Gender equity				220	5.94	2.08
Private sector development	218	5.66	2.37	191	5.34	2.27
Education	242	6.95	2.19	270	6.86	1.99
Public sector governance/reform*	223	5.89	2.34	246	6.42	2.12
Global/regional integration				159	5.92	2.21
Urban development*	244	6.75	2.24	215	6.19	2.18
Energy	228	6.05	2.64	207	5.96	2.17
Water and sanitation*	243	7.03	2.01	238	6.49	2.10
Job creation/employment				196	5.02	2.21
Health*	261	7.29	1.98	262	6.64	2.29
Transport				208	5.97	2.27
Agriculture and rural development				226	6.25	2.15
Trade and exports				136	4.74	2.23
Natural resource management				175	5.68	2.22
Climate change				190	5.92	2.20
Poverty reduction*	291	6.87	2.39	284	6.23	2.37
Anti corruption				220	5.62	2.43
Economic growth*	251	6.75	2.25	229	6.00	2.33
Disaster risk management				172	5.44	2.31
Equality of opportunity				176	5.28	2.32
Information and communications technology				167	5.43	2.06

(1-Not effective at all, 10-Very effective) *Significantly different between FY18 and FY15 respondents.

	year					
	FY 2015			FY 2018		
	N	Mean	SD	N	Mean	SD
To what extent does the World Bank Group's work help to achieve development results in Benin?*	323	7.09	1.93	322	6.48	2.07

(1-To no degree at all, 10-To a very significant degree) *Significantly different between FY18 and FY15 respondents.

To what extent do you agree with the following statements about the World Bank Group in Benin?

	year					
	FY 2015			FY 2018		
	N	Mean	SD	N	Mean	SD
The World Bank Group's financial instruments meet the needs of Benin*	345	6.93	2.29	315	6.10	2.21
The World Bank Group meets Benin's needs for knowledge services	296	6.30	2.35	274	6.01	2.18

(1-Strongly disagree, 10-Strongly agree) *Significantly different between FY18 and FY15 respondents.

D. The World Bank Group's Knowledge Work and Activities

How frequently do you consult World Bank Group's knowledge work and activities in the work you do?*

Percentage of Respondents	FY 2015	FY 2018
Weekly	5.9%	4.4%
Monthly	11.3%	8.5%
A few times a year	39.6%	33.2%
Rarely	30.6%	34.5%
Never	12.6%	19.3%

*Significantly different between FY18 and FY15 respondents.

In Benin, to what extent do you believe that the World Bank Group's knowledge work and activities:

	year					
	FY 2015			FY 2018		
	N	Mean	SD	N	Mean	SD
Are timely*	310	7.60	1.90	289	7.22	1.97
Include appropriate level of stakeholder involvement during preparation	270	6.30	2.21	249	6.04	2.14
Lead to practical solutions	297	6.68	2.03	252	6.40	2.12
Are accessible (well written and easy to understand)	292	6.58	2.22	265	6.32	2.32
Are source of relevant information on global good practices	285	7.29	2.14	261	7.03	2.02
Are adequately disseminated	290	5.58	2.50	252	5.75	2.35
Are translated enough into local language	262	3.67	2.59	239	3.56	2.20
Are adaptable to Benin's specific development challenges and country circumstances	301	6.22	2.32	272	6.28	2.24

(1-To no degree at all, 10-To a very significant degree) *Significantly different between FY18 and FY15 respondents

	year					
	FY 2015			FY 2018		
	N	Mean	SD	N	Mean	SD
Overall, how significant a contribution do you believe the World Bank Group's knowledge work and activities make to development results in your country?*	323	7.36	2.04	300	6.97	2.05
Overall, how would you rate the technical quality of the World Bank Group's knowledge work and activities?*	321	7.51	1.85	298	7.16	1.94

(1-Not significant at all, 10-Very significant; 1-Very low technical quality, 10-Very high technical quality)

*Significantly different between FY18 and FY15 respondents

E. Working with the World Bank Group

To what extent do you agree/disagree with the following statements?

	year					
	FY 2015			FY 2018		
	N	Mean	SD	N	Mean	SD
The World Bank Group disburses funds promptly*	302	5.34	2.74	280	4.91	2.48
The World Bank Group effectively monitors and evaluates the projects and programs it supports	355	7.91	2.10	345	7.72	1.83
The World Bank Group's approvals and reviews are done in a timely fashion	297	6.46	2.36	293	6.22	2.32
The World Bank Group's "Safeguard Policy" requirements are reasonable*	251	7.01	2.15	212	6.49	2.14
The World Bank Group's conditions on its lending are reasonable*	251	6.86	2.24	206	5.89	2.28
The World Bank Group takes decisions quickly in Benin	243	5.75	2.32	219	5.41	2.30
Working with the World Bank Group increases Benin's institutional capacity	321	7.33	2.13	301	7.06	2.12
Where country systems are adequate, the World Bank Group makes appropriate use of them*	287	7.92	2.02	283	7.48	2.07

(1-Strongly disagree, 10-Strongly agree) *Significantly different between FY18 and FY15 respondents.

F. The Future Role of the World Bank Group in Benin

When considering the combination of services that the World Bank Group offers in Benin, and taking into account its limited level of resources, which ONE of the following do you believe the World Bank Group should offer more of in Benin?* (Select only ONE response)

Percentage of Respondents	FY 2015	FY 2018
Financial services	19.9%	28.7%
Knowledge products	15.2%	15.8%
Convening services	1.0%	4.0%
None of the above	1.0%	.8%
The combination is appropriate for Benin	59.4%	43.4%
Don't know	3.4%	7.2%

*Significantly different between FY18 and FY15 respondents.

G. Communication and Information Sharing

Are you aware of the World Bank Group's Access to Information Policy under which the Bank will now disclose any information in its possession that is not on a list of exceptions?

Percentage of Respondents	FY 2015	FY 2018
Yes	12.4%	11.6%
No	87.6%	88.4%

Do you have reliable access to the Internet?*

Percentage of Respondents	FY 2015	FY 2018
Yes	90.8%	71.2%
No	9.2%	28.8%

*Significantly different between FY18 and FY15 respondents.

Do you use/have used the World Bank Group website?*

Percentage of Respondents	FY 2015	FY 2018
Yes	48.0%	36.5%
No	52.0%	63.5%

*Significantly different between FY18 and FY15 respondents.

Do you currently consult the World Bank Group social media sites?*

Percentage of Respondents	FY 2015	FY 2018
Yes	17.6%	11.7%
No	82.4%	88.3%

*Significantly different between FY18 and FY15 respondents.

Please rate how much you agree with the following statements.

	year					
	FY 2015			FY 2018		
	N	Mean	SD	N	Mean	SD
I find the World Bank Group's websites easy to navigate.	198	6.54	2.41	209	6.62	2.53
I find the information on the World Bank Group's websites useful.	196	7.14	2.37	217	7.53	2.00
The World Bank Group's social media channels are valuable sources of information about the institution	135	6.77	2.85	169	7.01	2.40

(1-Strongly disagree, 10-Strongly agree).

Appendix F: Indicator Questions as a Function of Exposure to the World Bank Group

Indicator Question	Currently, do you professionally collaborate/work with the World Bank Group in your country?		Which of the following describes most of your exposure to the World Bank Group in Benin? (Choose no more than TWO)									
	Not collaborating with the WBG	Collaborating with the WBG	Observer		Use WBG reports/data		Engage in WBG activities		Collaborate		Use WBG website	
			No Mean	Yes Mean	No Mean	Yes Mean	No Mean	Yes Mean	No Mean	Yes Mean	No Mean	Yes Mean
Overall, please rate your impression of the World Bank Group's effectiveness in Benin.	6.09	7.03	6.87	6.09	6.50	7.00	6.42	7.01	6.33	6.91	6.65	6.45
Overall the World Bank Group currently plays a relevant role in development in Benin	6.39	7.65	7.38	6.55	7.01	7.40	6.98	7.36	6.76	7.44	7.11	7.06
The World Bank Group's work is aligned with what I consider the development priorities for Benin	6.04	6.72	6.49	6.02	6.25	6.63	6.18	6.67	6.10	6.57	6.31	6.46
Responsiveness to needs	5.58	6.33	6.14	5.70	5.90	6.35	5.97	6.12	5.66	6.34	6.07	5.77
Flexibility (in terms of the institution's products and services)	5.37	5.88	5.91	5.21	5.69	5.82	5.72	5.72	5.36	6.04	5.70	5.81
Flexibility (in terms of changing country circumstances)	5.76	6.03	6.10	5.63	5.93	6.06	5.95	5.99	5.65	6.26	5.96	5.97
Being inclusive	6.30	6.97	6.75	6.51	6.67	6.70	6.62	6.81	6.36	6.96	6.69	6.63
Openness (sharing data and other information)	6.49	6.78	6.74	6.67	6.67	6.87	6.86	6.41	6.50	6.92	6.67	6.90
Collaboration with the Government	7.63	7.88	7.90	7.59	7.74	8.00	7.77	7.85	7.69	7.92	7.78	7.87
The speed in which it gets things accomplished on the ground	6.68	6.99	6.89	6.62	6.84	6.72	6.78	6.86	6.56	7.01	6.93	6.23
Helping to bring discipline/effective supervision to implementation of investment projects	7.25	7.59	7.49	7.31	7.47	7.33	7.43	7.44	7.19	7.67	7.52	7.02
Collaboration with civil society	5.41	6.39	6.09	5.60	5.93	5.92	5.92	5.94	5.35	6.56	6.00	5.54
Staff accessibility	4.20	5.84	5.41	4.30	5.05	5.07	4.79	5.57	4.55	5.55	4.99	5.35
Collaboration with other donors and development partners	6.27	7.18	6.93	6.55	6.77	6.93	6.74	6.95	6.61	7.01	6.78	6.97
Collaboration with the private sector	4.78	5.66	5.56	5.05	5.40	5.36	5.41	5.35	4.76	5.98	5.39	5.39
Straightforwardness and honesty	6.84	7.36	7.40	7.06	7.31	7.28	7.28	7.35	6.86	7.66	7.34	7.14
Treating clients and stakeholders in Benin with respect	6.71	7.30	7.30	6.75	7.11	7.23	7.08	7.27	6.84	7.39	7.18	6.97
Being a long-term partner	8.15	8.55	8.49	8.27	8.42	8.44	8.41	8.45	8.28	8.56	8.38	8.65
To what extent does the World Bank Group's work help to achieve development results in Benin?	6.20	6.85	6.70	6.28	6.44	6.92	6.49	6.68	6.37	6.75	6.61	6.25
The World Bank Group's financial instruments meet the needs of Benin	5.79	6.50	6.46	5.72	6.11	6.50	6.03	6.57	6.04	6.38	6.14	6.48
The World Bank Group meets Benin's needs for knowledge services	5.75	6.26	6.15	5.85	5.91	6.48	5.99	6.18	5.76	6.32	6.04	6.06
The World Bank Group's knowledge work and activities are adaptable to Benin's specific development challenges and country circumstances	5.96	6.71	6.70	5.78	6.33	6.72	6.42	6.43	5.98	6.83	6.47	6.18
Overall, how significant a contribution do you believe the World Bank Group's knowledge work and activities make to development results in your country?	6.68	7.40	7.30	6.86	7.13	7.23	7.17	7.13	6.79	7.53	7.26	6.67
Overall, how would you rate the technical quality of the World Bank Group's knowledge work and activities?	6.81	7.57	7.49	6.76	7.22	7.41	7.16	7.46	7.06	7.45	7.28	7.20
The World Bank Group takes decisions quickly in Benin	4.57	6.24	5.88	4.51	5.42	5.65	5.44	5.56	4.71	6.12	5.48	5.47
Where country systems are adequate, the World Bank Group makes appropriate use of them	7.23	7.69	7.64	6.95	7.44	7.42	7.36	7.58	6.99	7.83	7.51	7.08

Yellow highlight indicates significant difference between Yes and No means.

Appendix G: Benin FY18 COS Questionnaire



World Bank Group Country Survey FY 2018 – Benin

The World Bank Group is interested in gauging the views of clients and partners who are either involved in development in Benin or who observe activities related to social and economic development. The following survey will give the World Bank Group's team that works in Benin, greater insight into how the Bank's work is perceived. This is one tool the World Bank Group uses to assess the views of its stakeholders, and to develop more effective strategies that support development in Benin.

A local independent firm has been hired to oversee the logistics of this survey. This ensures anonymity and confidentiality. We hope you'll be candid.

Finally, the survey relates to the World Bank Group's work. The World Bank Group consists of IBRD, IDA, IFC, MIGA, and ICSID. When responding to the survey, please consider the area of the World Bank Group with which you are most familiar.

To complete the survey, please circle/check the response that most accurately reflects your opinion. If you prefer not to answer a question, please leave it blank. If you feel that you do not have an adequate amount of information on a subject, please check "Don't know".

PLEASE NOTE: IN SOME CASES THE SURVEY WILL ASK FOR A SPECIFIC NUMBER OF RESPONSES. PLEASE DO NOT CHOOSE ANY MORE THAN REQUESTED. IF MORE RESPONSES ARE CHOSEN, DATA CANNOT BE INCLUDED IN ANALYSIS.

SECTION A: GENERAL ISSUES FACING BENIN

A1. In general, would you say that Benin is headed in ... ?	
1	The right direction
2	The wrong direction
3	Not sure

A2. Listed below are a number of development priorities in Benin. Please identify which of the following you consider the most important development priorities in Benin. (Choose no more than THREE)			
1	Social protection (e.g., pensions, targeted social assistance)	14	Transport (e.g., roads, bridges, transportation)
2	Gender equity (closing the gap between women and men, and boys and girls)	15	Agriculture and rural development
3	Private sector development	16	Trade and exports
4	Education	17	Natural resource management
5	Public sector governance/reform (i.e., government effectiveness, public financial management, public expenditure, fiscal system reform)	18	Climate change (e.g., mitigation, adaptation)
6	Global/regional integration	19	Poverty reduction
7	Food security	20	Anti corruption
8	Urban development	21	Judiciary reform
9	Energy	22	Economic growth
10	Water and sanitation	23	Disaster risk management
11	Job creation/employment	24	Equality of opportunity (i.e., social inclusion)
12	Health	25	Information and communications technology
13	Financial markets		

SECTION A: GENERAL ISSUES

A3. Poverty reduction is a broad term that encompasses work in many different areas.

Which THREE areas of development listed below do you believe would contribute most to reducing poverty in Benin? (Choose no more than THREE)

1	Economic growth	13	Water and sanitation
2	Disaster risk management	14	Job creation/employment
3	Equality of opportunity (i.e., social inclusion)	15	Health
4	Information and communications technology	16	Financial markets
5	Social protection (e.g., pensions, targeted social assistance)	17	Public sector governance/reform (i.e., government effectiveness, public financial management, public expenditure, fiscal system reform)
6	Agriculture and rural development	18	Gender equity (closing the gap between women and men, and boys and girls)
7	Trade and exports	19	Private sector development
8	Climate change (e.g., mitigation, adaptation)	20	Education
9	Transport (e.g., roads, bridges, transportation)	21	Global/regional integration
10	Energy	22	Food security
11	Anti corruption	23	Urban development
12	Judiciary reform	24	Natural resource management

A4. The World Bank Group's "Shared Prosperity" goal captures two key elements, economic growth and equity. It will seek to foster income growth among the bottom 40 percent of a country's population. Improvement in the Shared Prosperity Indicator requires growth and well-being of the less well-off. When thinking about the idea of "shared prosperity" in your country, which of the following TWO best illustrate how this would be achieved in Benin? (Choose no more than TWO)

1	Greater access to health and nutrition for citizens
2	Better entrepreneurial opportunities (i.e., to start small and medium sized businesses)
3	A growing middle class
4	Better opportunity for the poor who live in rural areas
5	Better opportunity for the poor who live in urban areas
6	Consistent economic growth
7	More reliable social safety net
8	Greater access to micro-finance for the poor
9	Greater voice and participation for citizens to help ensure greater accountability
10	Education and training that better ensure job opportunity
11	Better quality public services
12	Better employment opportunities for young people
13	Better employment opportunities for women
14	Other (please specify): _____

SECTION B: OVERALL ATTITUDES TOWARD THE WORLD BANK GROUP

B1. How familiar are you with the work of the World Bank Group in Benin?									
1	2	3	4	5	6	7	8	9	10
Not familiar at all								Extremely familiar	

B2. Overall, please rate your impression of the World Bank Group's effectiveness in Benin.										
1	2	3	4	5	6	7	8	9	10	<input type="checkbox"/>
Not effective at all								Very effective		Don't know

B3. To what extent do you believe the World Bank Group's staff is well prepared (e.g., skills and knowledge) to help Benin solve its most complicated development challenges?										
1	2	3	4	5	6	7	8	9	10	<input type="checkbox"/>
To no degree at all								To a very significant degree		Don't know

B4. When thinking about how the World Bank Group can have the most impact on development results in Benin, in which sectors do you believe the World Bank Group should focus most of its resources (financial and knowledge services) in Benin? (Choose no more than THREE)			
1	Energy	14	Judiciary reform
2	Water and sanitation	15	Economic growth
3	Job creation/employment	16	Disaster risk management
4	Health	17	Equality of opportunity (i.e., social inclusion)
5	Financial markets	18	Information and communications technology
6	Social protection (e.g., pensions, targeted social assistance)	19	Transport (e.g., roads, bridges, transportation)
7	Gender equity (closing the gap between women and men, and boys and girls)	20	Agriculture and rural development
8	Private sector development	21	Trade and exports
9	Education	22	Natural resource management
10	Public sector governance/reform (i.e., government effectiveness, public financial management, public expenditure, fiscal system reform)	23	Climate change (e.g., mitigation, adaptation)
11	Global/regional integration	24	Poverty reduction
12	Food security	25	Anti corruption
13	Urban development		

SECTION B: OVERALL ATTITUDES TOWARD THE WORLD BANK GROUP

B5. When thinking about the World Bank Group's role, which activity do you believe is of greatest VALUE and which activity is of second greatest value in Benin?			
		Greatest Value (Choose only ONE)	Second Greatest Value (Choose only ONE)
1	Bringing together different groups of stakeholders	<input type="checkbox"/>	<input type="checkbox"/>
2	Capacity development related to World Bank Group supported projects	<input type="checkbox"/>	<input type="checkbox"/>
3	Technical assistance	<input type="checkbox"/>	<input type="checkbox"/>
4	Policy advice, studies, analyses	<input type="checkbox"/>	<input type="checkbox"/>
5	Financial resources	<input type="checkbox"/>	<input type="checkbox"/>
6	Data and statistics	<input type="checkbox"/>	<input type="checkbox"/>
7	Promoting knowledge sharing	<input type="checkbox"/>	<input type="checkbox"/>
8	Implementation support	<input type="checkbox"/>	<input type="checkbox"/>
9	Mobilizing third party financial resources	<input type="checkbox"/>	<input type="checkbox"/>
10	Donor coordination	<input type="checkbox"/>	<input type="checkbox"/>
11	Other (please specify): _____	<input type="checkbox"/>	<input type="checkbox"/>

B6. Which of the following do you identify as the World Bank Group's greatest WEAKNESSES in its work in Benin? (Choose no more than TWO)	
1	Not willing to honestly criticize policies and reform efforts in the country
2	Staff too inaccessible
3	Not collaborating enough with private sector
4	Not adequately collaborating with organizations such as bilaterals, multilaterals, trust funds, UN agencies
5	Not aligned with country priorities
6	Not adequately sensitive to political/social realities in Benin
7	Too influenced by developed countries
8	World Bank Group's processes too slow
9	World Bank Group's processes too complex
10	Not exploring alternative policy options
11	Not sufficiently focused on results
12	Not in it for the long term
13	Its advice and strategies do not lend themselves to practical problem solving
14	Not collaborating enough with civil society (including NGOs, CBOs, beneficiary representatives)
15	Not enough public disclosure of its work
16	Arrogant in its approach
17	Inadequate World Bank Group's staffing in Benin
18	The credibility of its knowledge/data
19	Other (please specify): _____
20	Don't know

SECTION B: OVERALL ATTITUDES TOWARD THE WORLD BANK GROUP

B7. To what extent do you believe that the World Bank Group's work and support help the poorest in Benin? (Select only ONE response)

1	To a fully sufficient degree
2	To a somewhat sufficient degree
3	To a somewhat insufficient degree
4	To a very insufficient degree
5	Don't know

B8. How EFFECTIVE do you believe the following World Bank Group's instruments are in supporting the Benin Government's efforts to reduce poverty? (If you have NO exposure to/experience with the instruments listed below, please select "N/A")

		Not effective at all										Very effective		N/A
		1	2	3	4	5	6	7	8	9	10			
1	Investment Project Financing (IPF)	1	2	3	4	5	6	7	8	9	10		<input type="checkbox"/>	
2	Development Policy Financing (DPF)	1	2	3	4	5	6	7	8	9	10		<input type="checkbox"/>	
3	Trust funds and grants	1	2	3	4	5	6	7	8	9	10		<input type="checkbox"/>	
4	MIGA Guarantees	1	2	3	4	5	6	7	8	9	10		<input type="checkbox"/>	
5	IFC Investment Services	1	2	3	4	5	6	7	8	9	10		<input type="checkbox"/>	
6	IFC Advisory Services	1	2	3	4	5	6	7	8	9	10		<input type="checkbox"/>	

B9. In addition to the regular relations with the national government, which TWO of the following groups should the World Bank Group collaborate with more in your country? (Choose no more than TWO)

1	Beneficiaries	7	Academia/think tanks/research institutes
2	Youth/university groups	8	Parliament
3	Private sector	9	Foundations
4	Local government	10	Media
5	Donor community	11	Other (please specify): _____
6	NGOs/Community Based Organizations	12	Don't know

To what extent do you agree with the following statements about the World Bank Group's work in Benin?

		Strongly disagree										Strongly agree		Don't know
		1	2	3	4	5	6	7	8	9	10			
B10	Overall the World Bank Group currently plays a relevant role in development in Benin	1	2	3	4	5	6	7	8	9	10		<input type="checkbox"/>	
B11	The World Bank Group's work is aligned with what I consider the development priorities for Benin	1	2	3	4	5	6	7	8	9	10		<input type="checkbox"/>	

SECTION B: OVERALL ATTITUDES TOWARD THE WORLD BANK GROUP

To what extent is the World Bank Group an effective development partner in Benin, in terms of each of the following?

		To no degree at all					To a very significant degree					Don't know
		1	2	3	4	5	6	7	8	9	10	
B12	Responsiveness to needs											<input type="checkbox"/>
B13	Flexibility (in terms of the institution's products and services)											<input type="checkbox"/>
B14	Flexibility (in terms of changing country circumstances)											<input type="checkbox"/>
B15	Being inclusive											<input type="checkbox"/>
B16	Openness (sharing data and other information)											<input type="checkbox"/>
B17	Collaboration with the Government											<input type="checkbox"/>
B18	The speed in which it gets things accomplished on the ground											<input type="checkbox"/>
B19	Helping to bring discipline/effective supervision to implementation of investment projects											<input type="checkbox"/>
B20	Collaboration with civil society											<input type="checkbox"/>
B21	Staff accessibility											<input type="checkbox"/>
B22	Collaboration with other donors and development partners											<input type="checkbox"/>
B23	Collaboration with the private sector											<input type="checkbox"/>
B24	Straightforwardness and honesty											<input type="checkbox"/>
B25	Treating clients and stakeholders in Benin with respect											<input type="checkbox"/>
B26	Being a long-term partner											<input type="checkbox"/>

B27. When World Bank Group assisted reform efforts fail or are slow to take place, which of the following would you attribute this to? (Choose no more than TWO)

1	The World Bank Group does not provide the government with consistent support throughout the reform effort
2	Political pressures and obstacles
3	Reforms are not well thought out in light of country challenges
4	Poor coordination within the Government
5	There is an inadequate level of private sector participation and support
6	Poor donor coordination
7	The World Bank Group is not sensitive enough to political/social realities on the ground
8	Lack of/inadequate levels of capacity in Government
9	There is not an adequate level of citizen/civil society participation
10	Corruption
11	Poor coordination within the World Bank Group
12	Other (please specify): _____

SECTION C: WORLD BANK GROUP'S EFFECTIVENESS AND RESULTS

C1. In Benin, to what extent do the World Bank Group's financial resources, advice, and knowledge influence policy related to ... ?												
		To no degree at all					To a very significant degree					Don't know
1	Gender (i.e., closing the gap between women and men, and boys and girls)	1	2	3	4	5	6	7	8	9	10	<input type="checkbox"/>
2	The impact of climate change	1	2	3	4	5	6	7	8	9	10	<input type="checkbox"/>

C2. How EFFECTIVE do you believe the World Bank Group is in terms of the work it does in the following areas of development in Benin? (If you have NO exposure to/experience in working in any of the sectors listed below, please respond "Don't know")												
		Not effective at all					Very effective					Don't know
1	Social protection (e.g., pensions, targeted social assistance)	1	2	3	4	5	6	7	8	9	10	<input type="checkbox"/>
2	Gender equity (closing the gap between women and men, and boys and girls)	1	2	3	4	5	6	7	8	9	10	<input type="checkbox"/>
3	Private sector development	1	2	3	4	5	6	7	8	9	10	<input type="checkbox"/>
4	Education	1	2	3	4	5	6	7	8	9	10	<input type="checkbox"/>
5	Public sector governance/reform (i.e., government effectiveness, public financial management, public expenditure, fiscal system reform)	1	2	3	4	5	6	7	8	9	10	<input type="checkbox"/>
6	Global/regional integration	1	2	3	4	5	6	7	8	9	10	<input type="checkbox"/>
7	Urban development	1	2	3	4	5	6	7	8	9	10	<input type="checkbox"/>
8	Energy	1	2	3	4	5	6	7	8	9	10	<input type="checkbox"/>
9	Water and sanitation	1	2	3	4	5	6	7	8	9	10	<input type="checkbox"/>
10	Job creation/employment	1	2	3	4	5	6	7	8	9	10	<input type="checkbox"/>
11	Health	1	2	3	4	5	6	7	8	9	10	<input type="checkbox"/>
12	Transport (e.g., roads, bridges, transportation)	1	2	3	4	5	6	7	8	9	10	<input type="checkbox"/>
13	Agriculture and rural development	1	2	3	4	5	6	7	8	9	10	<input type="checkbox"/>
14	Trade and exports	1	2	3	4	5	6	7	8	9	10	<input type="checkbox"/>
15	Natural resource management	1	2	3	4	5	6	7	8	9	10	<input type="checkbox"/>
16	Climate change (e.g., mitigation, adaptation)	1	2	3	4	5	6	7	8	9	10	<input type="checkbox"/>
17	Poverty reduction	1	2	3	4	5	6	7	8	9	10	<input type="checkbox"/>
18	Anti corruption	1	2	3	4	5	6	7	8	9	10	<input type="checkbox"/>
19	Economic growth	1	2	3	4	5	6	7	8	9	10	<input type="checkbox"/>
20	Disaster risk management	1	2	3	4	5	6	7	8	9	10	<input type="checkbox"/>
21	Equality of opportunity (i.e., social inclusion)	1	2	3	4	5	6	7	8	9	10	<input type="checkbox"/>
22	Information and communications technology	1	2	3	4	5	6	7	8	9	10	<input type="checkbox"/>

SECTION C: WORLD BANK GROUP'S EFFECTIVENESS AND RESULTS

C3. To what extent does the World Bank Group's work help to achieve development results in Benin?												
1	2	3	4	5	6	7	8	9	10	<input type="checkbox"/>		
To no degree at all									To a very significant degree		Don't know	

To what extent do you agree with the following statements about the World Bank Group in Benin?																				
										Strongly disagree		Strongly agree		Don't know						
C4	The World Bank Group's financial instruments (i.e., investment lending, Development Policy Loan, Trust Funds, etc.) meet the needs of Benin									1	2	3	4	5	6	7	8	9	10	<input type="checkbox"/>
C5	The World Bank Group meets Benin's needs for knowledge services (e.g., research, analysis, data, technical assistance)									1	2	3	4	5	6	7	8	9	10	<input type="checkbox"/>

C6. How effectively does the World Bank Group help Benin to mobilize finance for development from private sector sources?												
1	2	3	4	5	6	7	8	9	10	<input type="checkbox"/>		
Not effectively at all									Very effectively		Don't know	

C7. As part of IDA18, the World Bank Group has expanded (or developed) a number of financial instruments to respond to challenges in IDA countries. These include the Crisis Response Window (CRW), Pandemic Emergency Finance Facility (PEF), Catastrophe Deferred Draw Down Option (CAT-DDO), and the Private Sector Window (PSW). In general, how familiar are you with these new or expanded financial instruments in Benin? (Select only ONE response)	
1	Very familiar
2	Somewhat familiar
3	Somewhat unfamiliar
4	Very unfamiliar
5	Don't know

How effectively does the World Bank Group support Benin's efforts ... ?																				
										Not effectively at all		Very effectively		Don't know						
C8	To build stronger domestic resource mobilization systems in the Government (e.g., tax collection)									1	2	3	4	5	6	7	8	9	10	<input type="checkbox"/>
C9	To develop better and stronger data collection/analytics systems within the Government									1	2	3	4	5	6	7	8	9	10	<input type="checkbox"/>
C10	To strengthen the country's crisis preparedness									1	2	3	4	5	6	7	8	9	10	<input type="checkbox"/>

SECTION D: THE WORLD BANK GROUP'S KNOWLEDGE WORK AND ACTIVITIES (i.e., ANALYSIS, STUDIES, RESEARCH, DATA, REPORTS, CONFERENCES)

D1. How frequently do you consult World Bank Group's knowledge work and activities in the work you do?

1	Weekly
2	Monthly
3	A few times a year
4	Rarely
5	Never

In Benin, to what extent do you believe that the World Bank Group's knowledge work and activities:

		To no degree at all										To a very significant degree										Don't know
D2	Are timely	1	2	3	4	5	6	7	8	9	10	1	2	3	4	5	6	7	8	9	10	<input type="checkbox"/>
D3	Include appropriate level of stakeholder involvement during preparation	1	2	3	4	5	6	7	8	9	10	1	2	3	4	5	6	7	8	9	10	<input type="checkbox"/>
D4	Lead to practical solutions	1	2	3	4	5	6	7	8	9	10	1	2	3	4	5	6	7	8	9	10	<input type="checkbox"/>
D5	Are accessible (well written and easy to understand)	1	2	3	4	5	6	7	8	9	10	1	2	3	4	5	6	7	8	9	10	<input type="checkbox"/>
D6	Are source of relevant information on global good practices	1	2	3	4	5	6	7	8	9	10	1	2	3	4	5	6	7	8	9	10	<input type="checkbox"/>
D7	Are adequately disseminated	1	2	3	4	5	6	7	8	9	10	1	2	3	4	5	6	7	8	9	10	<input type="checkbox"/>
D8	Are translated enough into local language	1	2	3	4	5	6	7	8	9	10	1	2	3	4	5	6	7	8	9	10	<input type="checkbox"/>
D9	Are adaptable to Benin's specific development challenges and country circumstances	1	2	3	4	5	6	7	8	9	10	1	2	3	4	5	6	7	8	9	10	<input type="checkbox"/>

D10. Overall, how significant a contribution do you believe the World Bank Group's knowledge work and activities make to development results in your country?

1	2	3	4	5	6	7	8	9	10	<input type="checkbox"/>
Not significant at all									Very significant	Don't know

D11. Overall, how would you rate the technical quality of the World Bank Group's knowledge work and activities?

1	2	3	4	5	6	7	8	9	10	<input type="checkbox"/>
Very low technical quality									Very high technical quality	Don't know

SECTION E: WORKING WITH THE WORLD BANK GROUP

To what extent do you agree/disagree with the following statements?													
		Strongly disagree										Strongly agree	Don't know
E1	The World Bank Group disburses funds promptly	1	2	3	4	5	6	7	8	9	10	<input type="checkbox"/>	
E2	The World Bank Group effectively monitors and evaluates the projects and programs it supports	1	2	3	4	5	6	7	8	9	10	<input type="checkbox"/>	
E3	The World Bank Group's approvals and reviews are done in a timely fashion	1	2	3	4	5	6	7	8	9	10	<input type="checkbox"/>	
E4	The World Bank Group's "Safeguard Policy" requirements are reasonable	1	2	3	4	5	6	7	8	9	10	<input type="checkbox"/>	
E5	The World Bank Group's conditions on its lending are reasonable	1	2	3	4	5	6	7	8	9	10	<input type="checkbox"/>	
E6	The World Bank Group takes decisions quickly in Benin	1	2	3	4	5	6	7	8	9	10	<input type="checkbox"/>	
E7	Working with the World Bank Group increases Benin's institutional capacity	1	2	3	4	5	6	7	8	9	10	<input type="checkbox"/>	
E8	Where country systems (e.g., procurement, financial management, etc.) are adequate, the World Bank Group makes appropriate use of them	1	2	3	4	5	6	7	8	9	10	<input type="checkbox"/>	

SECTION F: THE FUTURE ROLE OF THE WORLD BANK GROUP IN BENIN

F1. Which of the following SHOULD the World Bank Group do to make itself of greater value in Benin? (Choose no more than TWO)

1	Offer more innovative knowledge services
2	Collaborate more effectively with Government clients (e.g., national, state, local)
3	Work faster
4	Reduce the complexity of obtaining World Bank Group financing
5	Help to bring discipline/effective supervision to implementation of World Bank Group projects
6	Collaborate more effectively with organizations such as bilaterals, multilaterals, trust funds, UN agencies
7	Offer more innovative financial products
8	Ensure greater selectivity in its work
9	Provide more adequate data/knowledge/statistics/figures on Benin's economy
10	Improve the competitiveness of its financing compared to markets (e.g., cost, timeliness, other terms)
11	Work more with civil society and beneficiary representatives
12	Increase the level of capacity development in the country
13	Leverage the private sector more (i.e., mobilize private sector development)
14	Improve the quality of its experts as related to Benin's specific challenges
15	Work more with private sector
16	Other (please specify): _____

F2. When considering the combination of services that the World Bank Group offers in Benin, and taking into account its limited level of resources, which ONE of the following do you believe the World Bank Group should offer more of in Benin? (Select only ONE response)

1	Financial services
2	Knowledge products
3	Convening services
4	None of the above
5	The combination is appropriate for Benin
6	Don't know

SECTION F: THE FUTURE ROLE OF THE WORLD BANK GROUP IN BENIN

F3. Please answer the following questions:		(Choose no more than THREE for each column)	
		A. Which THREE areas below would benefit most from the World Bank Group playing a leading role among international partners in Benin?	B. Which THREE areas below would benefit most from other donors in Benin?
1	Social cohesion	<input type="checkbox"/>	<input type="checkbox"/>
2	Public financial management	<input type="checkbox"/>	<input type="checkbox"/>
3	Reducing gender based violence	<input type="checkbox"/>	<input type="checkbox"/>
4	Crisis preparedness	<input type="checkbox"/>	<input type="checkbox"/>
5	Crisis response	<input type="checkbox"/>	<input type="checkbox"/>
6	Access to justice systems	<input type="checkbox"/>	<input type="checkbox"/>
7	Security mechanisms	<input type="checkbox"/>	<input type="checkbox"/>
8	Conflict resolution mechanisms	<input type="checkbox"/>	<input type="checkbox"/>
9	Support domestic resource mobilization	<input type="checkbox"/>	<input type="checkbox"/>
10	Access to basic services	<input type="checkbox"/>	<input type="checkbox"/>
11	Capacity of state institutions	<input type="checkbox"/>	<input type="checkbox"/>
12	Jobs	<input type="checkbox"/>	<input type="checkbox"/>
13	Improving livelihoods	<input type="checkbox"/>	<input type="checkbox"/>
14	Food security	<input type="checkbox"/>	<input type="checkbox"/>
15	Social safety nets	<input type="checkbox"/>	<input type="checkbox"/>
16	Stimulating dialogue to promote peace and stability	<input type="checkbox"/>	<input type="checkbox"/>

SECTION G: COMMUNICATION AND INFORMATION SHARING

G1. How do you get most of your information about economic and social development issues in Benin? (Choose no more than TWO)

1	Local radio	6	Internet
2	International radio	7	Periodicals
3	Social media (e.g., blogs, Facebook, Twitter, YouTube, Flickr)	8	International television
4	International newspapers	9	Local newspapers
5	Local television	10	Other (please specify): _____

G2. How would you prefer to receive information from the World Bank Group? (Choose no more than TWO)

1	World Bank Group's publications and other written materials	5	Direct contact with World Bank Group (i.e., face to face meetings/discussions)
2	e-Newsletters	6	World Bank Group's website
3	World Bank Group's seminars/workshops/conferences	7	Social media (e.g., blogs, Facebook, Twitter, YouTube, Flickr)
4	Mobile phones	8	Other (please specify): _____

G3	Are you aware of the World Bank Group's Access to Information Policies under which the World Bank Group discloses any information in its possession that is not on a list of exceptions?	Yes	No
G4	Do you have reliable access to the Internet?	Yes	No
G5	Do you use/have you used the World Bank Group website?	Yes	No
G6	Do you currently consult the World Bank Group social media sites (e.g., blogs, Facebook, Twitter, YouTube, and Flickr)?	Yes	No

G7. Which Internet connection do you use primarily when visiting a World Bank Group website?

1	High speed/WiFi
2	Dial-up

G8. How frequently do you consult the World Bank Group's website and/or social media channels (e.g., blogs, Facebook, Twitter, YouTube, Flickr) for information/knowledge that you can use in your work?

1	Weekly
2	Monthly
3	A few times a year
4	Rarely
5	Never

SECTION G: COMMUNICATION AND INFORMATION SHARING

Please rate how much you agree with the following statements.													
		Strongly disagree										Strongly agree	Don't know
G9	I find the World Bank Group's websites easy to navigate. <i>(Only answer if you have used a World Bank Group website)</i>	1	2	3	4	5	6	7	8	9	10	<input type="checkbox"/>	
G10	I find the information on the World Bank Group's websites useful. <i>(Only answer if you have used a World Bank Group website)</i>	1	2	3	4	5	6	7	8	9	10	<input type="checkbox"/>	
G11	The World Bank Group's social media channels (e.g., blogs, Facebook, Twitter, YouTube, Flickr) are valuable sources of information about the institution	1	2	3	4	5	6	7	8	9	10	<input type="checkbox"/>	

SECTION H: BACKGROUND INFORMATION

H1. Which of the following best describes your current position? (Select only ONE response)			
1	Office of the President, Prime Minister	11	NGO/Community Based Organization
2	Office of Minister	12	Media (press, radio, TV, web, etc.)
3	Office of Parliamentarian	13	Independent Government Institution (i.e., Regulatory Agency, Central Bank/oversight institution)
4	Employee of a Ministry, Ministerial Department or Implementation Agency	14	Trade Union
5	Project Management Unit (PMU) overseeing implementation of project/ Consultant/Contractor working on World Bank Group supported project/program	15	Faith-Based Group
6	Local Government Office or Staff	16	Youth Group
7	Bilateral/Multilateral Agency	17	Academia/Research Institute/Think Tank
8	Private Sector Organization	18	Judiciary Branch
9	Private Foundation	19	Other (please specify): _____
10	Financial Sector/Private Bank		

H2. Please identify the primary specialization of your work. (Select only ONE response)			
1	Water	12	Gender
2	Social protection and labor	13	Transport and ICT
3	Fragility, conflict and violence	14	Urban, rural, and social development
4	Environment and natural resources	15	Governance
5	Public-private partnerships	16	Poverty
6	Education	17	Jobs
7	Health, nutrition, and population	18	Agriculture
8	Energy and extractives	19	Climate change
9	Macroeconomics and fiscal management	20	Generalist (specialized in multiple sectors)
10	Trade and competitiveness	21	Other (please specify): _____
11	Finance and markets		

H3. Currently, do you professionally collaborate/work with the World Bank Group (IDA, IFC, or MIGA) in your country?	
1	Yes
2	No

H4. Which of the following agencies of the World Bank Group do you primarily engage with in Benin? (Select only ONE response)	
1	The World Bank (IDA)
2	The International Finance Corporation (IFC)
3	The Multilateral Investment Guarantee Agency (MIGA)
4	Other (please specify): _____

SECTION H: BACKGROUND INFORMATION

H5. Do your projects involve both the World Bank and the IFC? (If YES please go to Question H6; If NO please go to H7)	
1	Yes
2	No

H6. If yes, what was your view of how the two institutions work together in Benin? (Select only ONE response)	
1	The two institutions work well together
2	The way the two institutions work together needs improvement
3	The two institutions do not work well together
4	Don't know

H7. Which of the following describes most of your exposure to the World Bank Group in Benin? (Choose no more than TWO)	
1	Observer (i.e., follow in media, discuss in informal conversations, etc.)
2	Use World Bank Group reports/data
3	Engage in World Bank Group related/sponsored events/activities
4	Collaborate as part of my professional duties
5	Use World Bank Group website for information, data, research, etc.

H8. What's your gender?	
1	Female
2	Male

H9. What's your age?	
1	25 and under
2	26-35
3	36-45
4	46-55
5	56 and above

H10. Which best represents your geographic location?	
1	Cotonou / Abomey Calavi
2	Porto-Novo
3	Parakou
4	Other cities (please indicate): _____
5	Rural areas (please indicate which commune): _____

Thank you for completing the survey!