

FY 2018 Ecuador Country Opinion Survey Report

THE WORLD BANK GROUP

Public Opinion Research Group



September 2018



Acknowledgements

The Ecuador Country Opinion Survey is part of the Country Opinion Survey Program series of the World Bank Group. This report was prepared by the Public Opinion Research Group (PORG), led by Sharon Felzer (Senior Communications Officer, Head of PORG). Svetlana Markova, Jessica Cameron, and Antonina Redko oversaw design, reporting, and analysis. Dania Mendoza, Noreen Wambui, and Irina Popova provided data support. PORG acknowledges the significant contribution from the Ecuador country team and the independent fielding agency Ipsos Ecuador. In particular, PORG is grateful for the support from Cristina Medina (Communications Associate) who coordinated the survey related activities in Quito, Ecuador.



Country Opinion Surveys
THE WORLD BANK GROUP



Table of Contents

I. Objectives	3
II. Methodology.....	3
III. Demographics of the Sample.....	4
V. General Issues Facing Ecuador	9
VI. Overall Attitudes toward the World Bank Group.....	12
VII. Sectoral Effectiveness.....	18
VIII. How the World Bank Group Operates	22
IX. World Bank Group's Knowledge and Instruments	28
X. The Future Role of the World Bank Group in Ecuador	32
XI. Communication and Outreach	35
XII. Appendices.....	38

ECUADOR





I. Objectives

This survey was designed to assist the World Bank Group (WBG) in gaining a better understanding of how stakeholders in Ecuador perceive the WBG. The survey explored:

- *General Issues Facing Ecuador*
- *Overall Attitudes toward the World Bank Group*
- *World Bank Group's Effectiveness and Results*
- *The World Bank Group's Knowledge Work and Activities*
- *Working with the World Bank Group*
- *The Future Role of the World Bank Group in Ecuador*
- *Communication and Information Sharing*
- *Background Information*

II. Methodology

From May to June 2018, 195 stakeholders of the WBG in Ecuador were invited to provide their opinions on the WBG's work in the country by participating in a Country Opinion Survey. Participants were drawn from the Office of the President, Prime Minister; office of a Minister; office of a Parliamentarian; ministries/ministerial departments/implementation agencies; Project Management Units (PMUs) overseeing implementation of WBG projects; consultants/contractors working on WBG-supported projects/programs; local governments; bilateral and multilateral agencies; private sector organizations; private foundations; the financial sector/private banks; NGOs and community-based organizations; the media; independent government institutions; trade unions; faith-based groups; youth groups; academia/research institutes/think tanks; the judiciary branch; and other organizations.

A total of 138 stakeholders participated in the survey (71% response rate). Respondents received and returned the questionnaires via courier or email.

Every country that engages in the Country Opinion Survey (COS) must include specific indicator questions that will be aggregated for the World Bank Group's annual Corporate Scorecard. These questions are identified throughout the survey report.

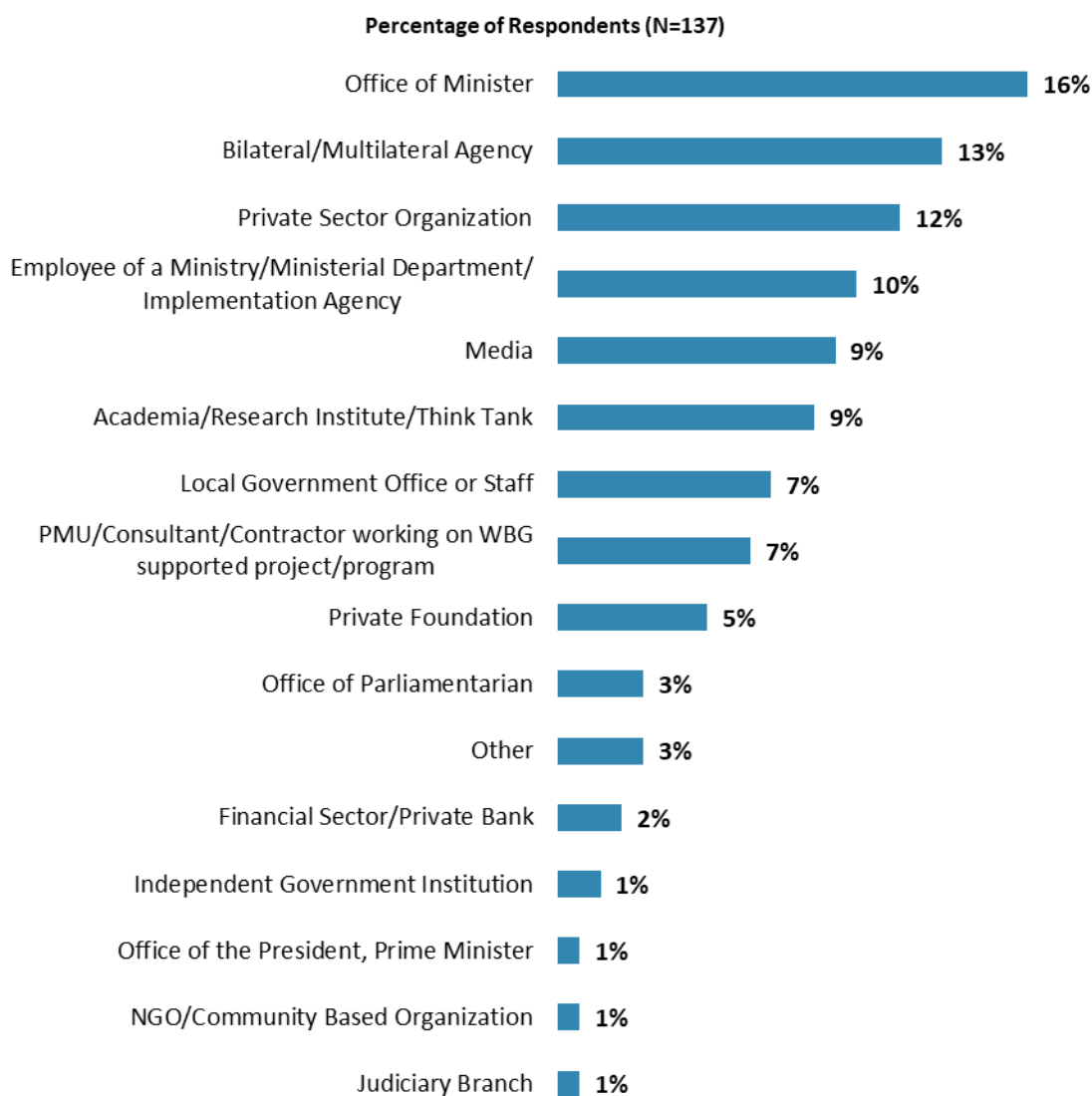
The results in this year's Country Survey were compared to those in the Country Survey conducted in FY'15 (response rate was 60%, N=164). Data were weighted to reach the same stakeholder composition in both years, which allows for year comparisons. Stakeholder groups which were not present in both fiscal years were not included in the comparison. Respondents who belonged to the "other" stakeholder category were not included either. As a result, mean ratings, percentages of respondents, and the total number of respondents in both years are slightly different from those of the original data reported in the FY'15 COS report and the non-weighted data presented in appendices A, B, C, D and F. For the weighted stakeholder breakdown and year comparison results, please refer to Appendix E (page 76).



III. Demographics of the Sample

Current Position

- For further analyses, respondents from the Office of the President/Prime Minister were combined with respondents from the office of a minister; employees of ministries/ministerial departments/implementation agencies, PMUs, and consultants working on WBG projects were combined; respondents from the financial sector/private banks were combined with those from private sector organizations; respondents from NGOs/community-based organizations and private foundations were combined in the “CSO” category; and the small number of respondents from the office of a parliamentarian, independent government institutions, and the judiciary branch were included in the “Other” category. There were no respondents from trade unions, faith-based groups, and youth groups.

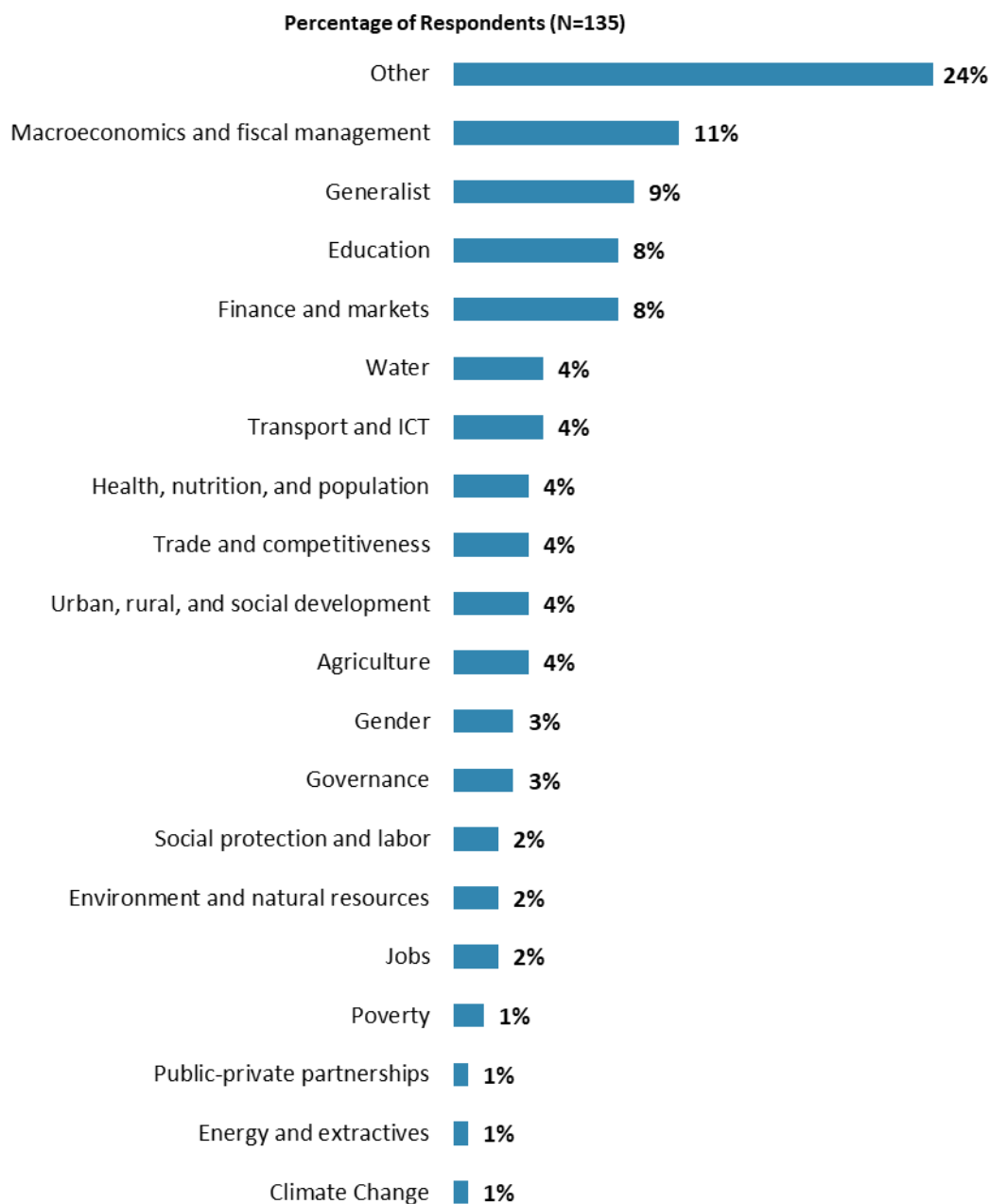


“Which of the following best describes your current position?” (Respondents chose from a list.)



III. Demographics of the Sample (continued)

Area of Primary Specialization



"Please identify the primary specialization of your work." (Respondents chose from a list.)

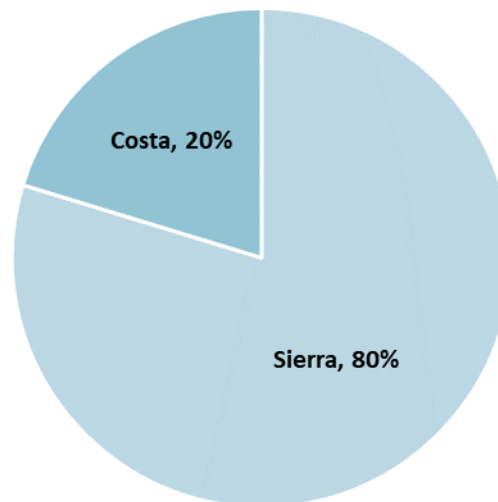


III. Demographics of the Sample (continued)

Geographic Locations

- **Note:** There were no respondents from Amazonia. Geographic location comparisons can be found in Appendix C (page 67).

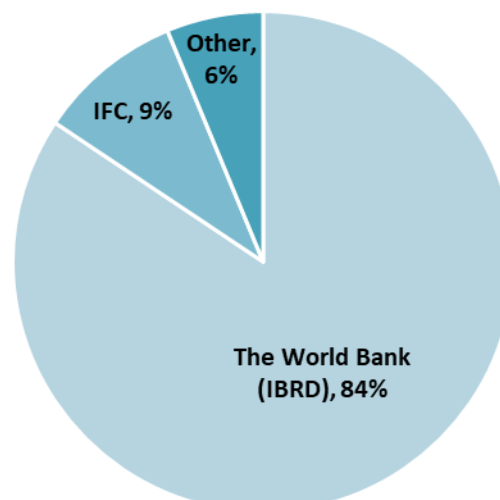
Percentage of Respondents (N=138)



"Which best represents your geographic location?"
(Respondents chose from a list.)

Exposure to Agencies within the World Bank Group

Percentage of Respondents (N=128)



"Which of the following agencies of the World Bank Group do you primarily engage with in Ecuador?"
(Respondents chose from a list.)

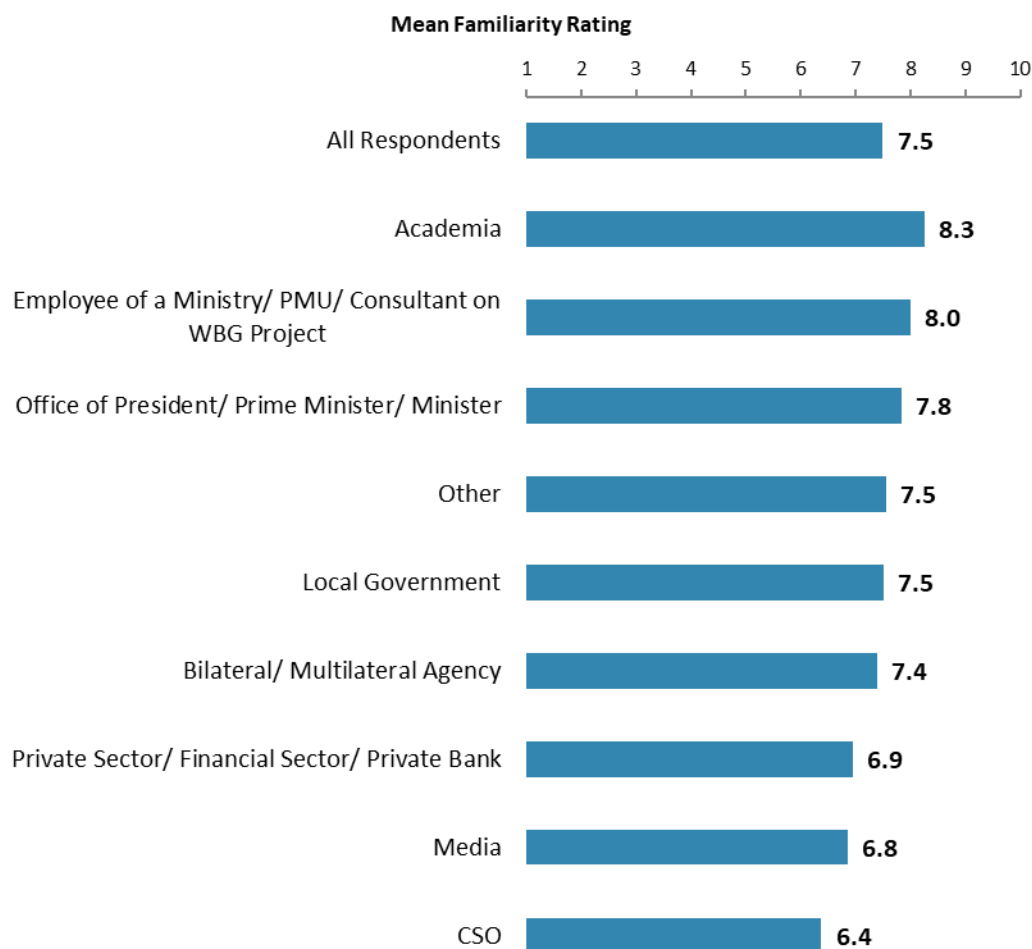
Note: No respondents selected "MIGA" response option.



III. Demographics of the Sample (continued)

Familiarity with the World Bank Group

- **Year comparison:** Respondents in this year's Country Survey had significantly higher levels of familiarity with the WBG than respondents in the FY'15 Country Survey (weighted mean in FY'18 = 7.5; weighted mean in FY'15 = 6.7)¹.
- Respondents' levels of familiarity with the WBG were significantly, strongly correlated with their ratings of the WBG's overall effectiveness in Ecuador, and significantly, moderately correlated with their ratings of the extent to which the WBG plays a relevant role in development in Ecuador, and the extent to which the WBG contributes to the country's development results.



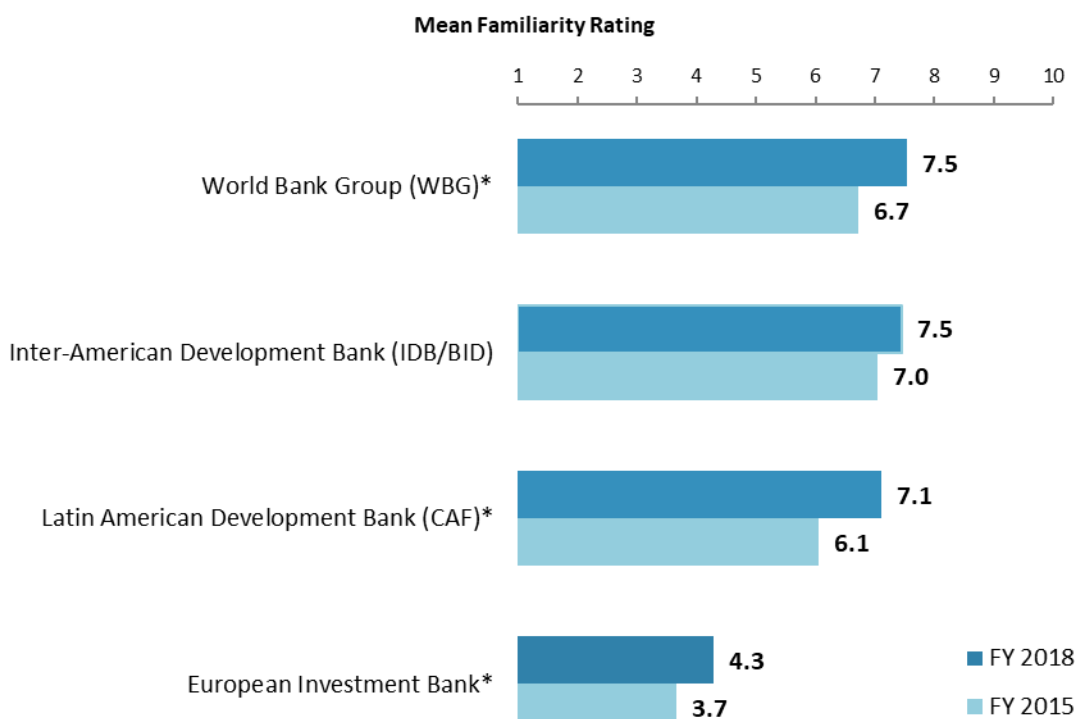
"How familiar are you with the work of the World Bank Group in Ecuador?"
(1 - "Not familiar at all", 10 - "Extremely familiar")

¹ Please refer to Appendix E (page 76) for more details on weighting. The means in the chart were calculated based on un-weighted data.



III. Demographics of the Sample (continued)

Familiarity with the WBG vs. Other Development Banks²



"How familiar are you with the work of these organizations in Ecuador?"
(1 - "Not familiar at all", 10 - "Extremely familiar")
(*Significantly different between FY 2018 and FY 2015)

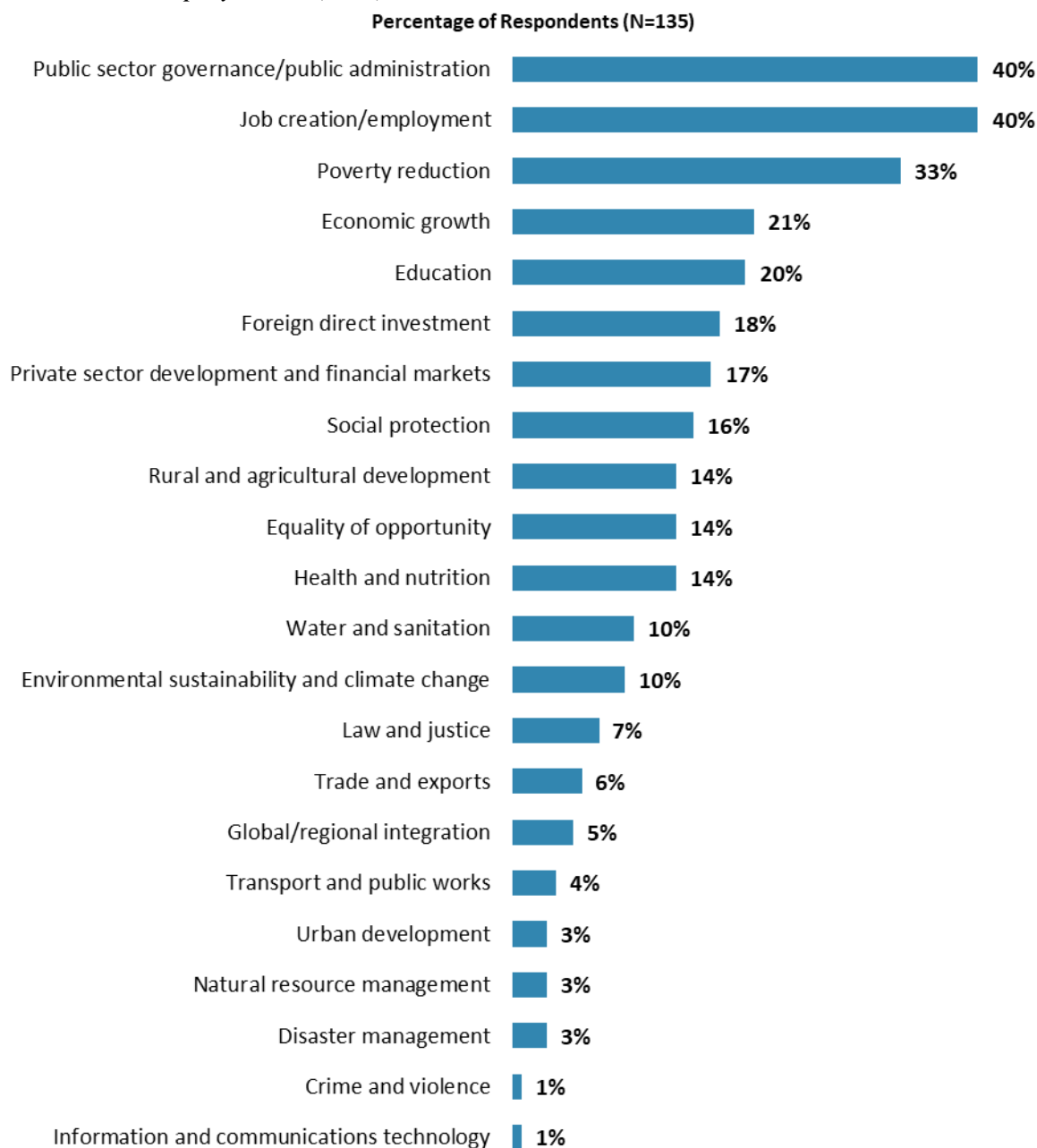
² Means presented in the chart were calculated based on weighted data.



IV. General Issues Facing Ecuador

Development Priority

- **Year comparison:** Respondents in the previous FY'15 Country Survey indicated that the most important development priorities in Ecuador were “*poverty reduction*” (39%), “*public sector governance/public administration*” (25%), “*education*” (24%), and “*job creation/employment*” (21%).



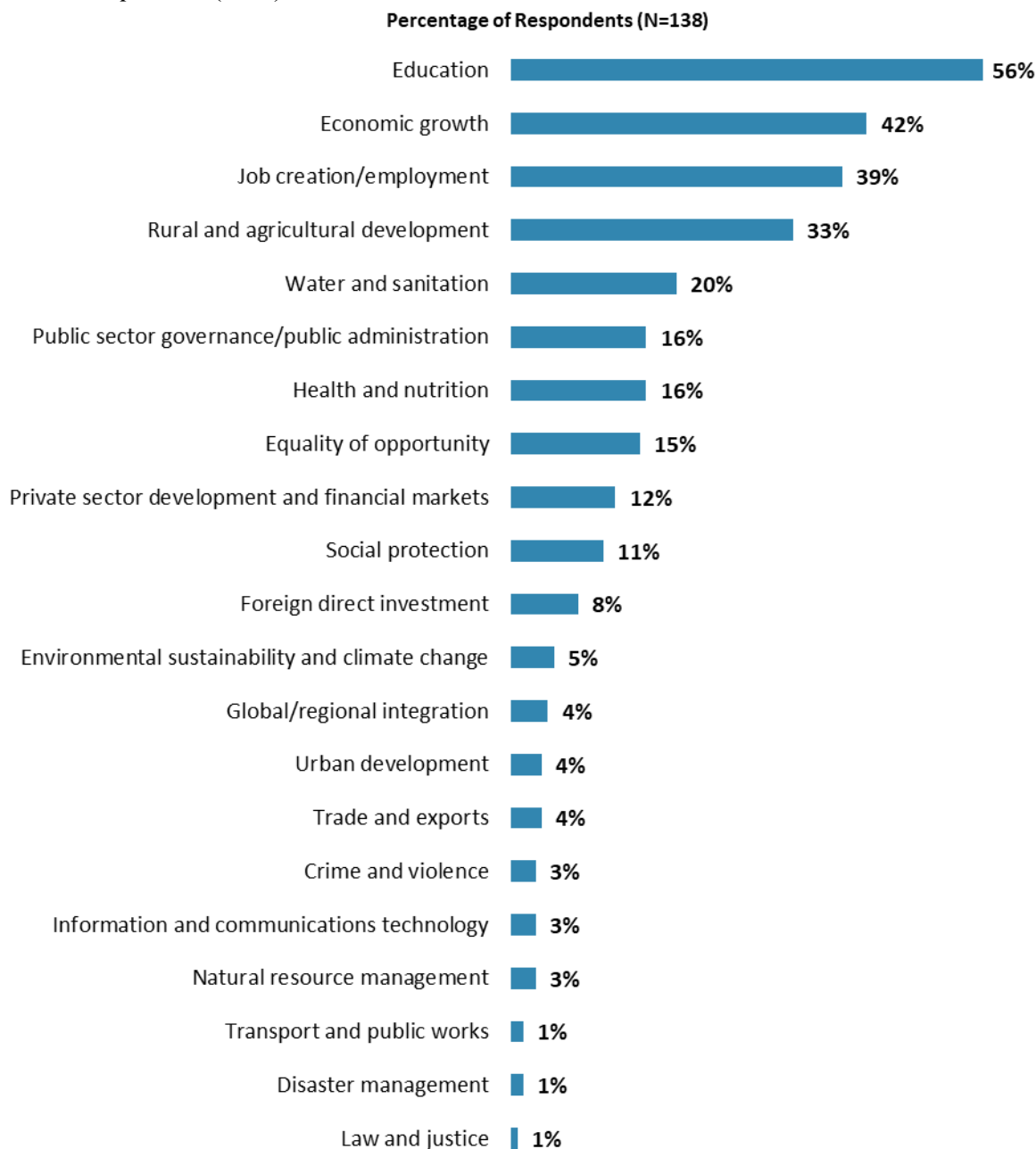
"Listed below are a number of development priorities in Ecuador. Please identify which of the following you consider the most important development priorities in Ecuador. (Choose no more than THREE)"
(Respondents chose from a list. Responses combined.)



IV. General Issues Facing Ecuador (continued)

What Would Contribute Most to Reducing Poverty

- **Year comparison:** In the previous FY'15 Country Survey, respondents indicated that the greatest contributors to poverty reduction in Ecuador were “*education*” (53%), “*job creation/employment*” (40%), “*economic growth*” (34%), and “*rural and agricultural development*” (33%).



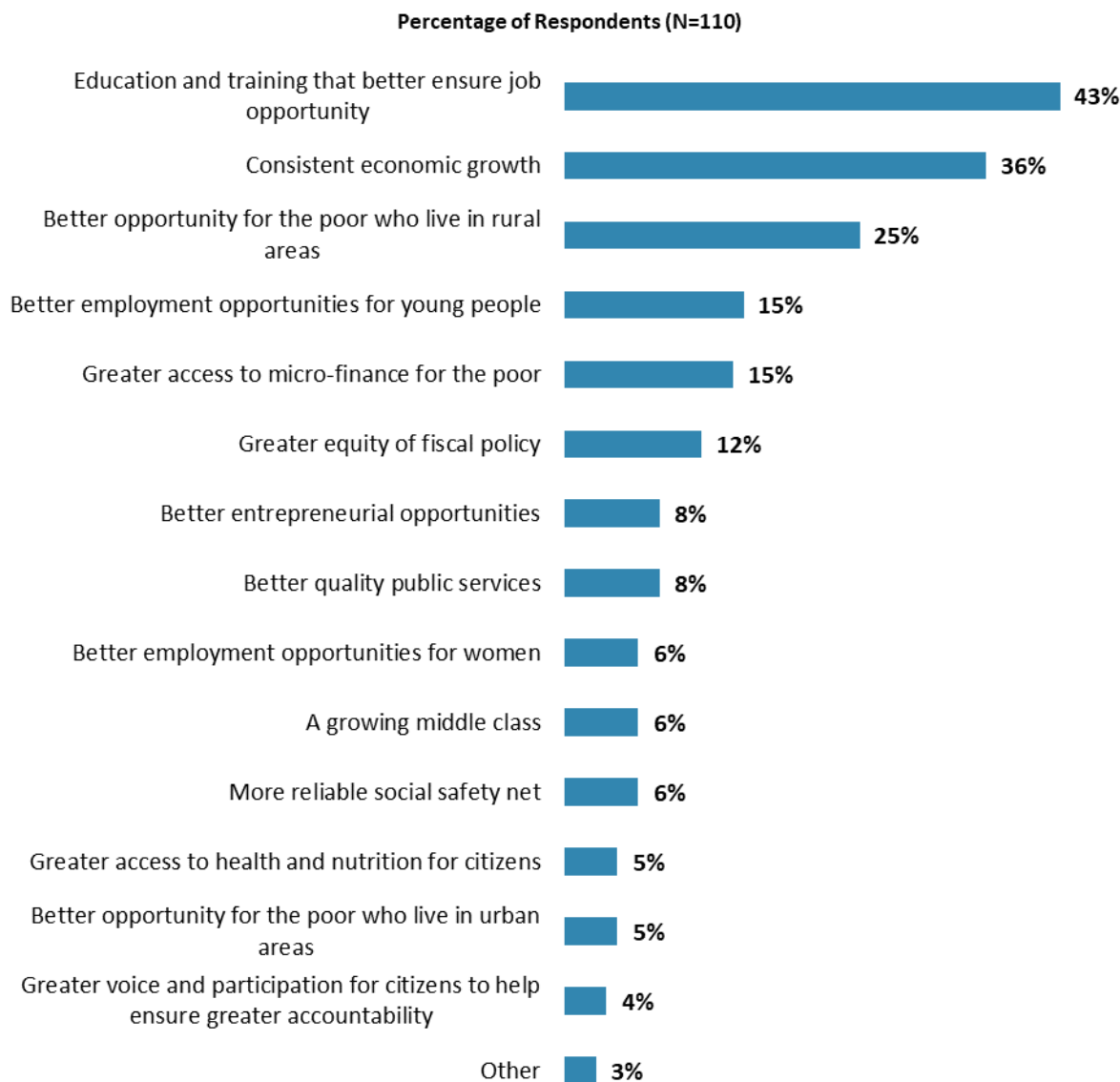
"Poverty reduction is a broad term that encompasses work in many different areas. Which THREE areas of development listed below do you believe would contribute most to reducing poverty in Ecuador? (Choose no more than THREE)" (Respondents chose from a list. Responses combined.)



IV. General Issues Facing Ecuador (continued)

Factors Contributing to “Shared Prosperity”

- **Year comparison:** In the previous FY’15 Country Survey, respondents indicated that shared prosperity in Ecuador can be best achieved through “*education and training that better ensure job opportunity*” (42%) and “*consistent economic growth*” (38%).



"The World Bank Group's "Shared Prosperity" goal captures two key elements, economic growth and equity. It will seek to foster income growth among the bottom 40 percent of a country's population. Improvement in the Shared Prosperity Indicator requires growth and well-being of the less well-off. When thinking about the idea of "shared prosperity" in your country, which of the following TWO best illustrate how this would be achieved in Ecuador? (Choose no more than TWO)"

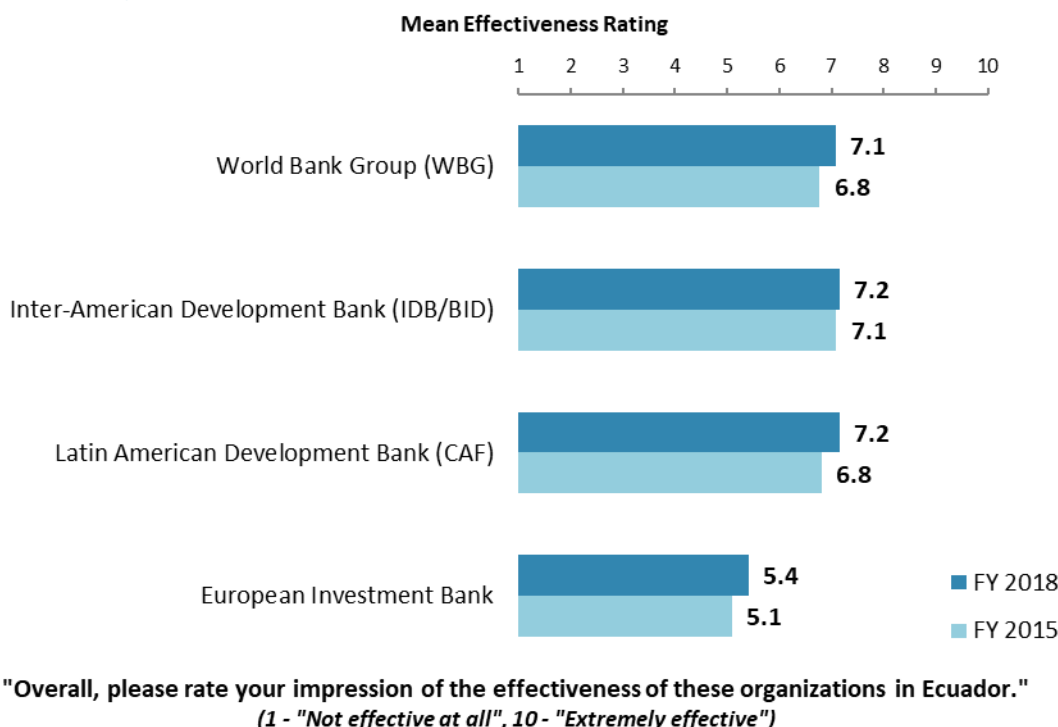
(Respondents chose from a list. Responses combined.)



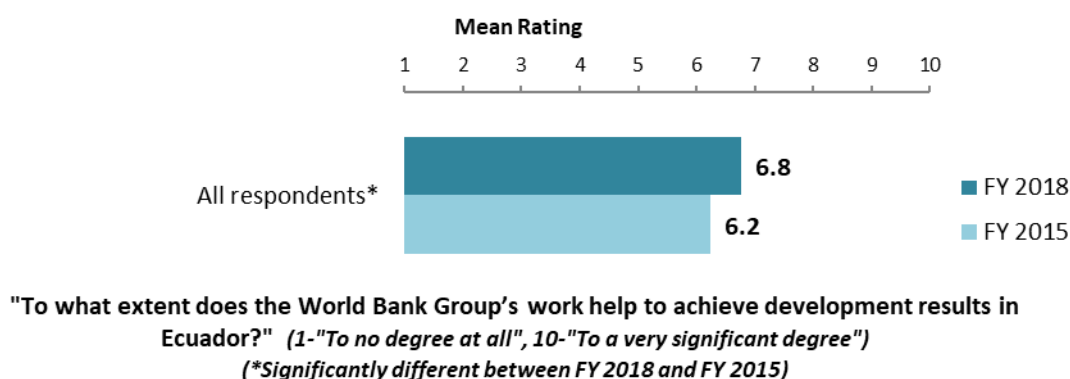
V. Overall Attitudes toward the World Bank Group

As noted in the “Methodology” section, the indicator questions referred to throughout the survey report are questions that are asked in every country that engages in the Country Opinion Survey. These will be aggregated for the World Bank Group’s annual Corporate Scorecard.

Overall Effectiveness of the World Bank Group vs. Other Development Banks³ (Indicator Question)



Achieving Development Results (Indicator Question)

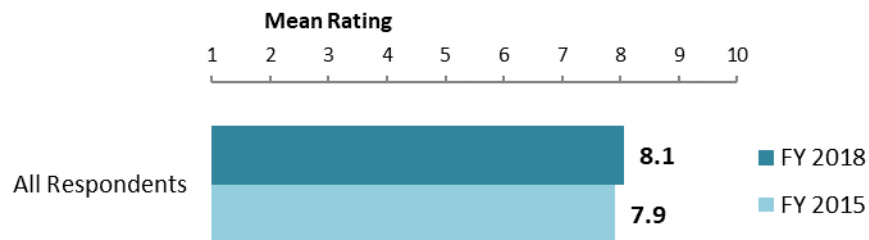


³ Means presented in the charts on this page were calculated based on weighted data.



V. Overall Attitudes toward the World Bank Group (continued)

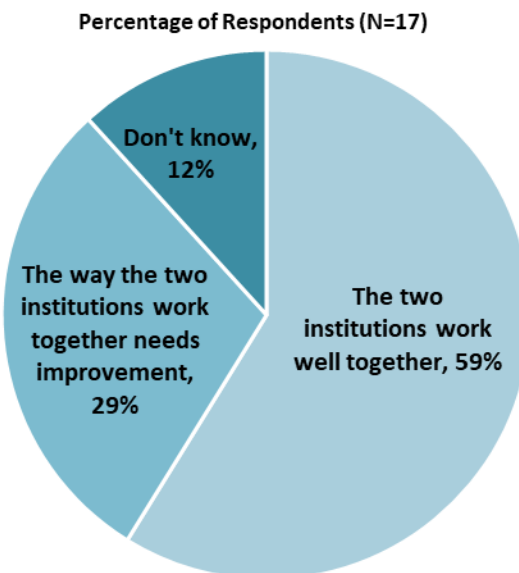
WBG Staff Preparedness⁴



"To what extent do you believe the World Bank Group's staff is well prepared (e.g., skills and knowledge) to help Ecuador solve its most complicated development challenges?"
(1-"To no degree at all", 10-"To a very significant degree")

The World Bank and the IFC Working Together

- Only those stakeholders who responded "Yes" to the question "*Do your projects involve both the World Bank and the IFC?*" provided their views on the working relationship between the World Bank and the IFC.



"If your projects involved both the World Bank and the IFC, what was your view of how the two institutions work together in Ecuador?" (Respondents chose from a list.)

Note: No respondents selected "The two institutions do not work well together" response option.


⁴ Means presented in the chart were calculated based on weighted data.



V. Overall Attitudes toward the World Bank Group (continued)

Overall Ratings for Indicator Questions by Stakeholder Groups

- **Collaboration:** Respondents who collaborate with the WBG had significantly higher mean ratings for the aggregated responses to the twenty-five COS indicator questions (mean rating = 7.7) compared to respondents who do not collaborate with the WBG (mean rating = 6.7). Responses for individual indicator questions by exposure to the WBG can be found in Appendix F (page 82).



Mean Ratings for All Indicator Questions by Stakeholder Groups on a Scale from 1 to 10

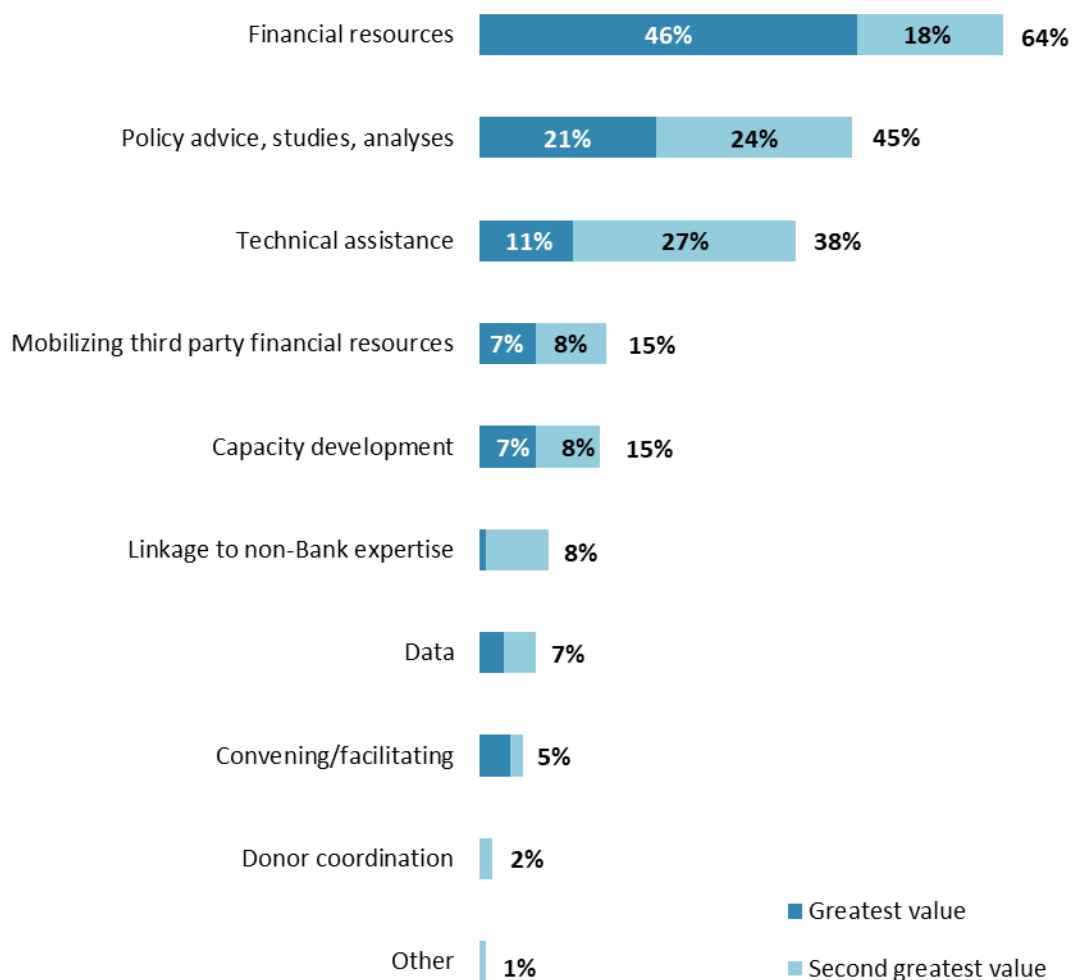


V. Overall Attitudes toward the World Bank Group (continued)

Greatest Value

- **Year comparison:** Respondents in the previous FY'15 Country Survey indicated that the WBG's greatest value to Ecuador was its "*financial resources*" (67%).

Percentage of Respondents (N=131)



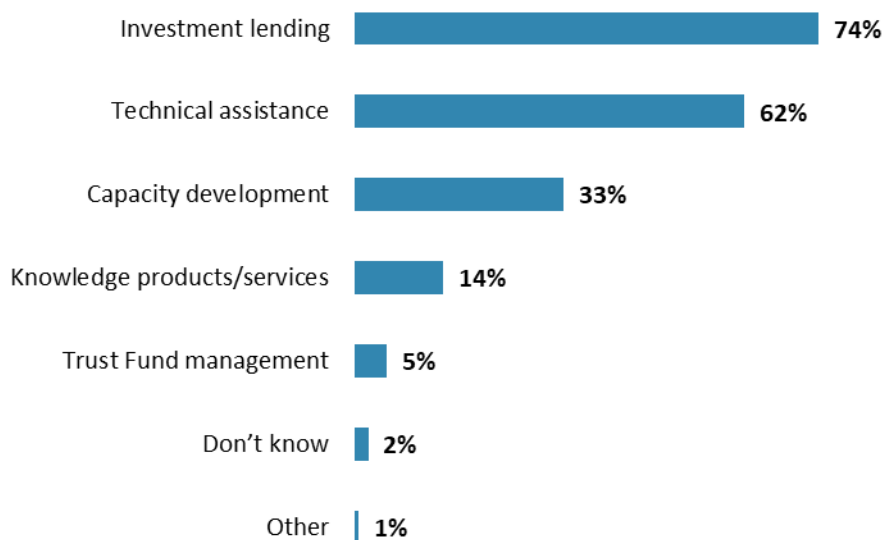
"When thinking about the World Bank Group's role, which activity do you believe is of greatest VALUE and which activity is of second greatest value in Ecuador?"
(Respondents chose from a list.)



V. Overall Attitudes toward the World Bank Group (continued)

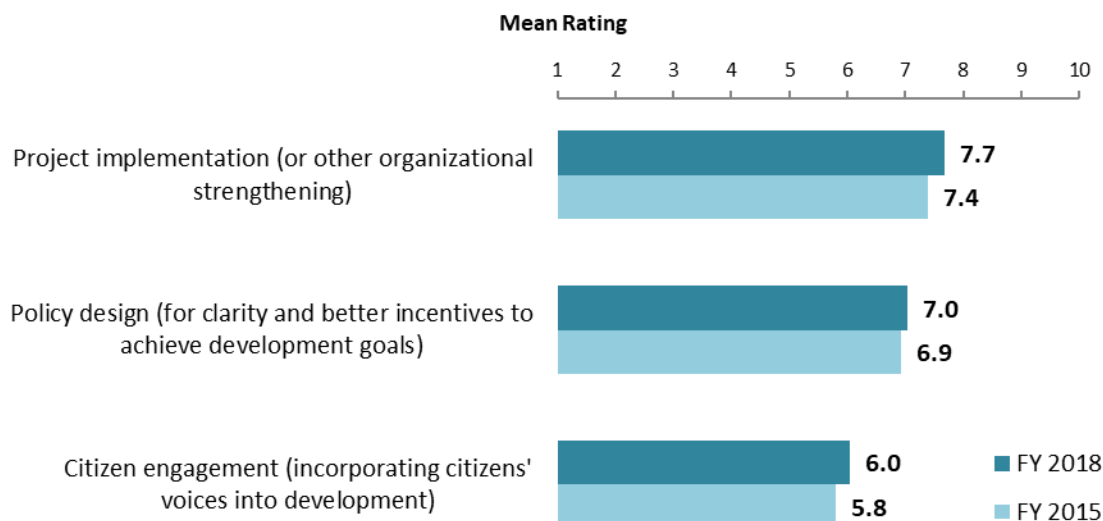
WBG's Most Effective Instruments in Reducing Poverty

Percentage of Respondents (N=135)



"Which World Bank Group's instruments do you believe are the MOST effective in reducing poverty in Ecuador? (Choose no more than TWO)" (Respondents chose from a list. Responses combined.)

Effectiveness of WBG's Capacity Building Work⁵



"How EFFECTIVE do you believe the World Bank Group is in terms of the capacity building work it does in each of the following areas in Ecuador?" (1 - "Not effective at all", 10 - "Very effective")

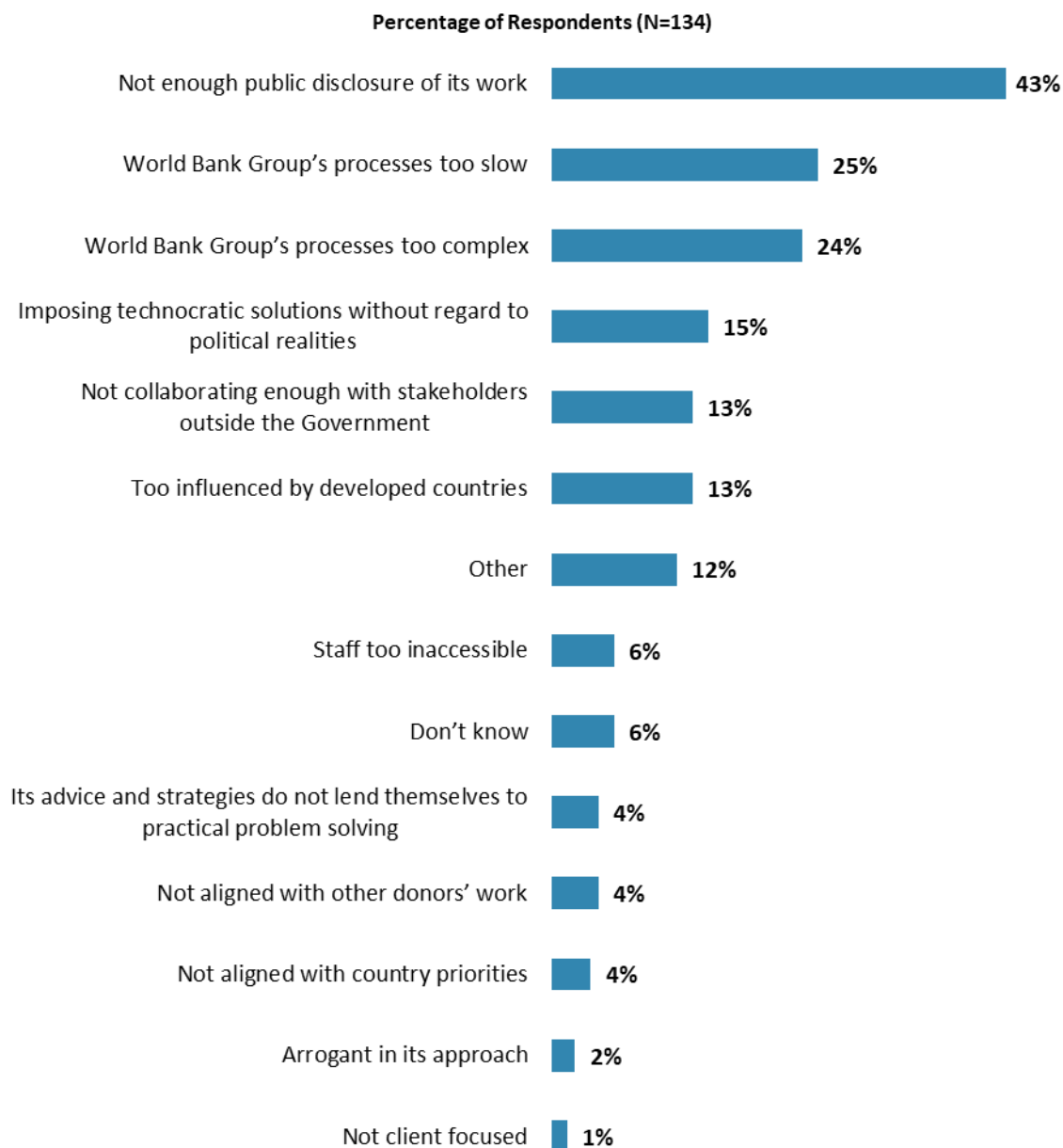
⁵ Means presented in the chart were calculated based on weighted data.



V. Overall Attitudes toward the World Bank Group (continued)

Greatest Weakness

- **Year comparison:** Respondents in the previous FY'15 Country Survey indicated that the WBG's greatest weakness in its work in Ecuador was "*not enough public disclosure of its work*" (38%).

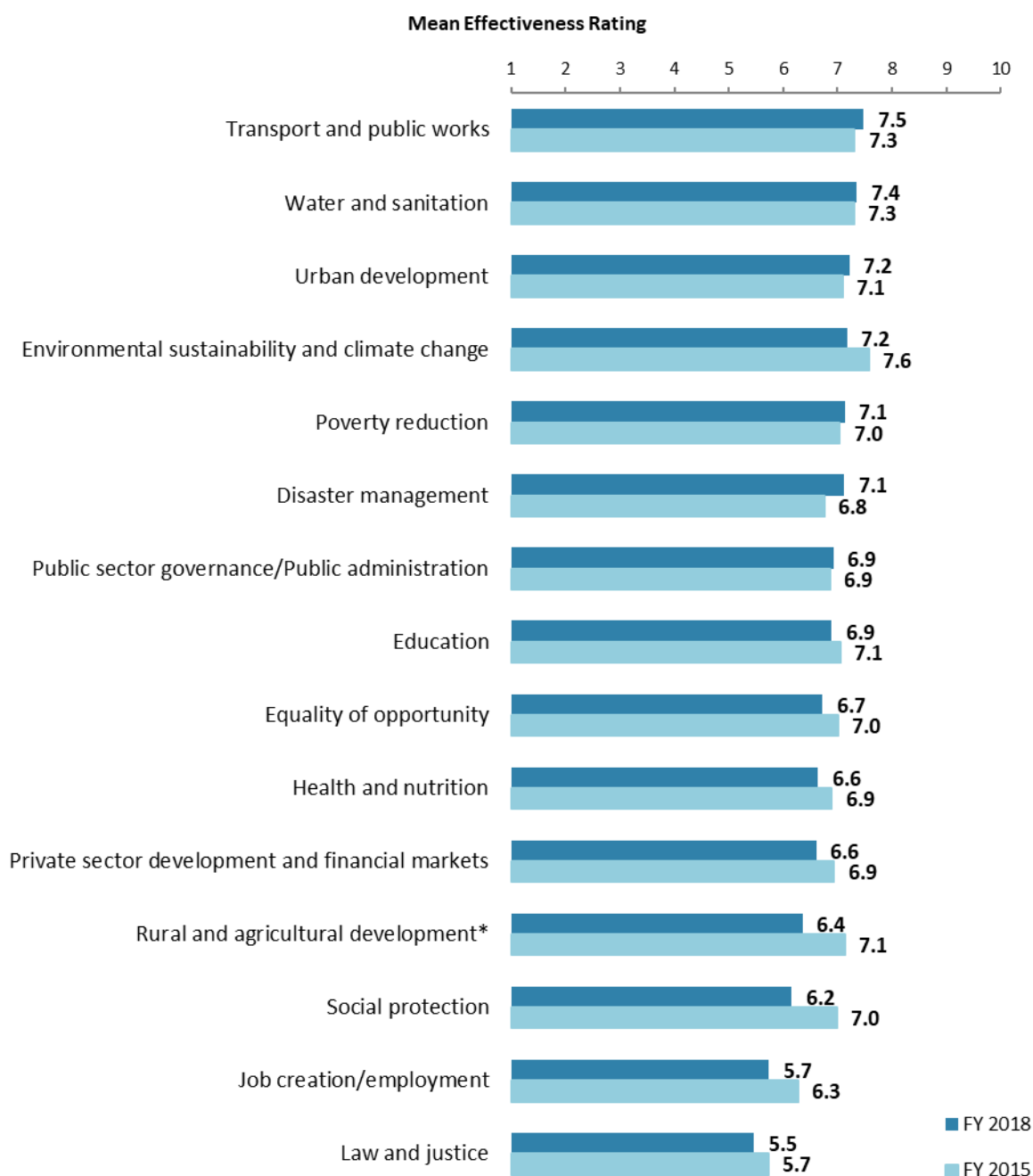


"Which of the following do you identify as the World Bank Group's greatest WEAKNESSES in its work in Ecuador? (Choose no more than TWO)" (Respondents chose from a list. Responses combined.)



VI. Sectoral Effectiveness

Effectiveness of WBG's Support in Sectoral Areas: Year Comparison⁶



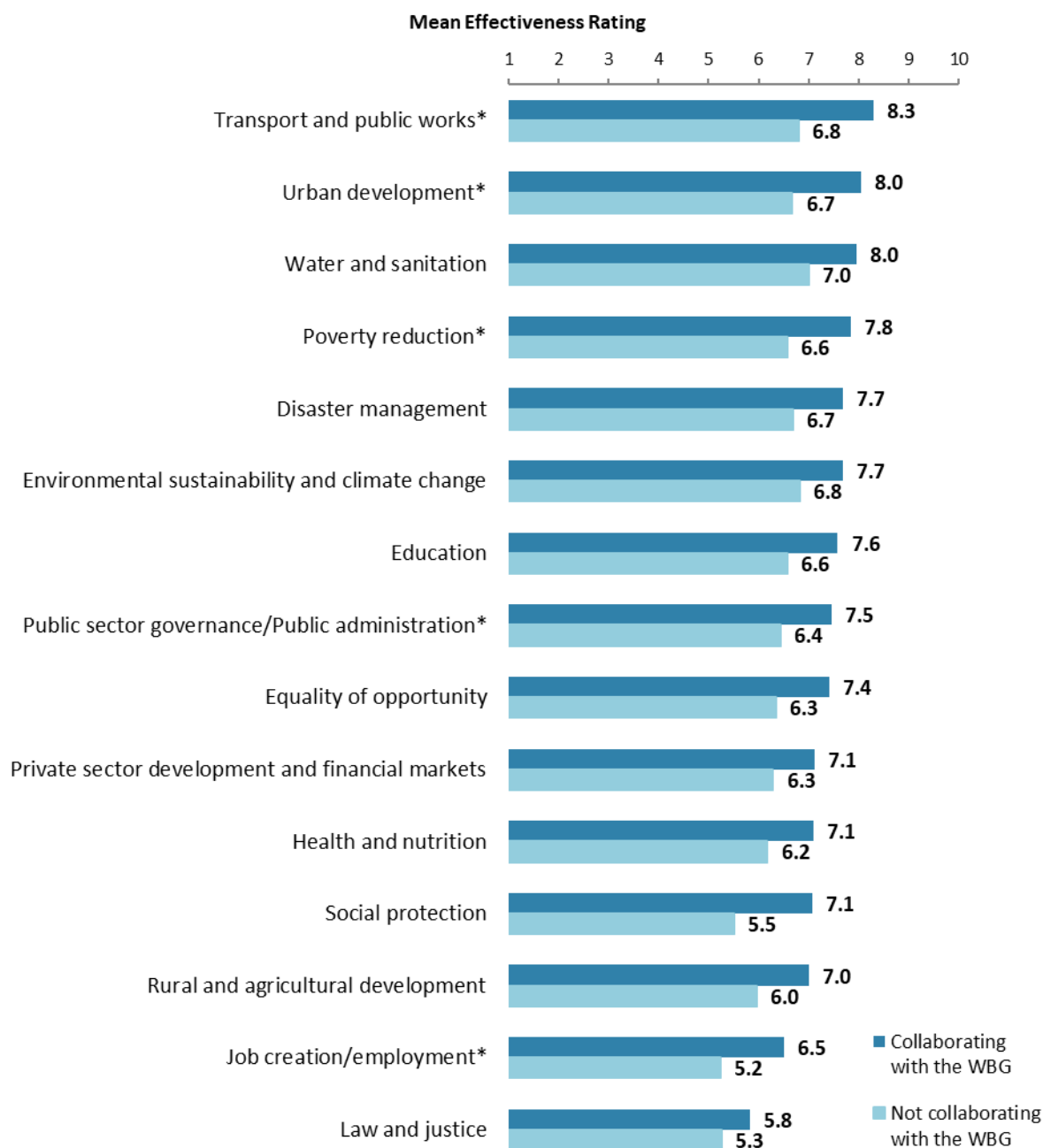
"How EFFECTIVE do you believe the World Bank Group is in terms of the work it does in the following areas of development in Ecuador?" (1-"Not effective at all", 10-"Very effective")
(*Significantly different between FY 2018 and FY 2015)

⁶ Means presented in the chart were calculated based on weighted data.



VI. Sectoral Effectiveness (continued)

Effectiveness of WBG's Support in Sectoral Areas: Collaboration⁷



"How EFFECTIVE do you believe the World Bank Group is in terms of the work it does in the following areas of development in Ecuador?" (1-"Not effective at all", 10-"Very effective")
(*Significantly different between collaborators and non-collaborators with the WBG)

⁷ Note in the Appendix on the sectoral effectiveness (Appendix A, page 39) that primarily informed stakeholders responded to this question. Respondents were given the option of "don't know" if they did not have exposure to the WBG's work in certain development areas.



VI. Sectoral Effectiveness (continued)

Drivers of Effectiveness

To determine the key drivers of respondents' ratings of the World Bank Group's overall effectiveness and ratings of its ability to help achieve development results in Ecuador, bivariate correlational analyses were conducted using respondents' ratings of the fifteen specific areas of effectiveness.

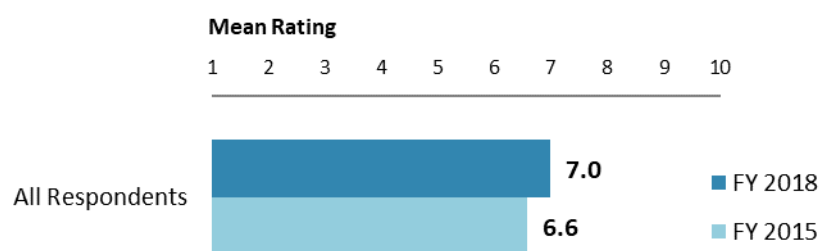
Correlational analyses, however, are not able to tell us exactly what is causing respondents' ratings of the World Bank Group's overall effectiveness or ratings of its ability to help achieve development results. Rather, these analyses tell us that as ratings of effectiveness in one area increase, respondents' ratings of the WBG's overall effectiveness increase, or as ratings of effectiveness in one area increase, ratings of the WBG's ability to help achieve development results increase. Thus, it can be inferred that respondents' perceptions of effectiveness in one specific area are related to, or drive, respondents' perceptions of the WBG's overall effectiveness or perceptions of the WBG's ability to help achieve development results.

- Overall Effectiveness: Those specific areas with the highest Pearson Product-Moment correlations were determined to be the most closely related to perceptions of the WBG's overall effectiveness, suggesting that ratings of effectiveness in those specific areas are drivers of perceptions of the WBG's overall effectiveness in Ecuador. The areas determined to be key drivers from these analyses were:
 - The WBG's effectiveness at water and sanitation; and
 - The WBG's effectiveness at poverty reduction.
- Achieving Development Results: Those specific areas with the highest Pearson Product-Moment correlations were determined to be the most closely related to perceptions of the WBG's ability to help achieve development results in Ecuador, suggesting that ratings of effectiveness in those specific areas are drivers of perceptions of the WBG's ability to help achieve development results. The area determined to be key driver from these analyses was:
 - The WBG's effectiveness at transport and public works;
 - The WBG's effectiveness at equality of opportunity;
 - The WBG's effectiveness at environmental sustainability and climate change;
 - The WBG's effectiveness at health and nutrition; and
 - The WBG's effectiveness at urban development.



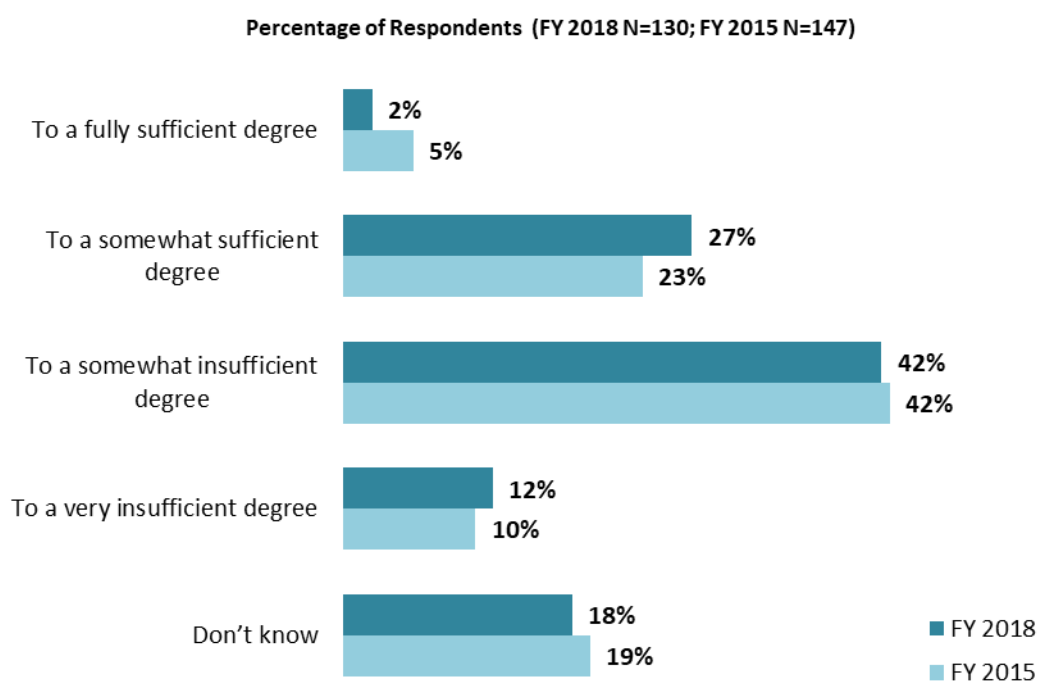
VI. Sectoral Effectiveness (continued)

The WBG Promoting Private Public Partnerships⁸



"To what extent do you believe that the World Bank Group's work helps to find solutions that promote private public partnerships in Ecuador?"
(1 - "To no degree at all", 10 - "To a very significant degree")

Helping the Poorest



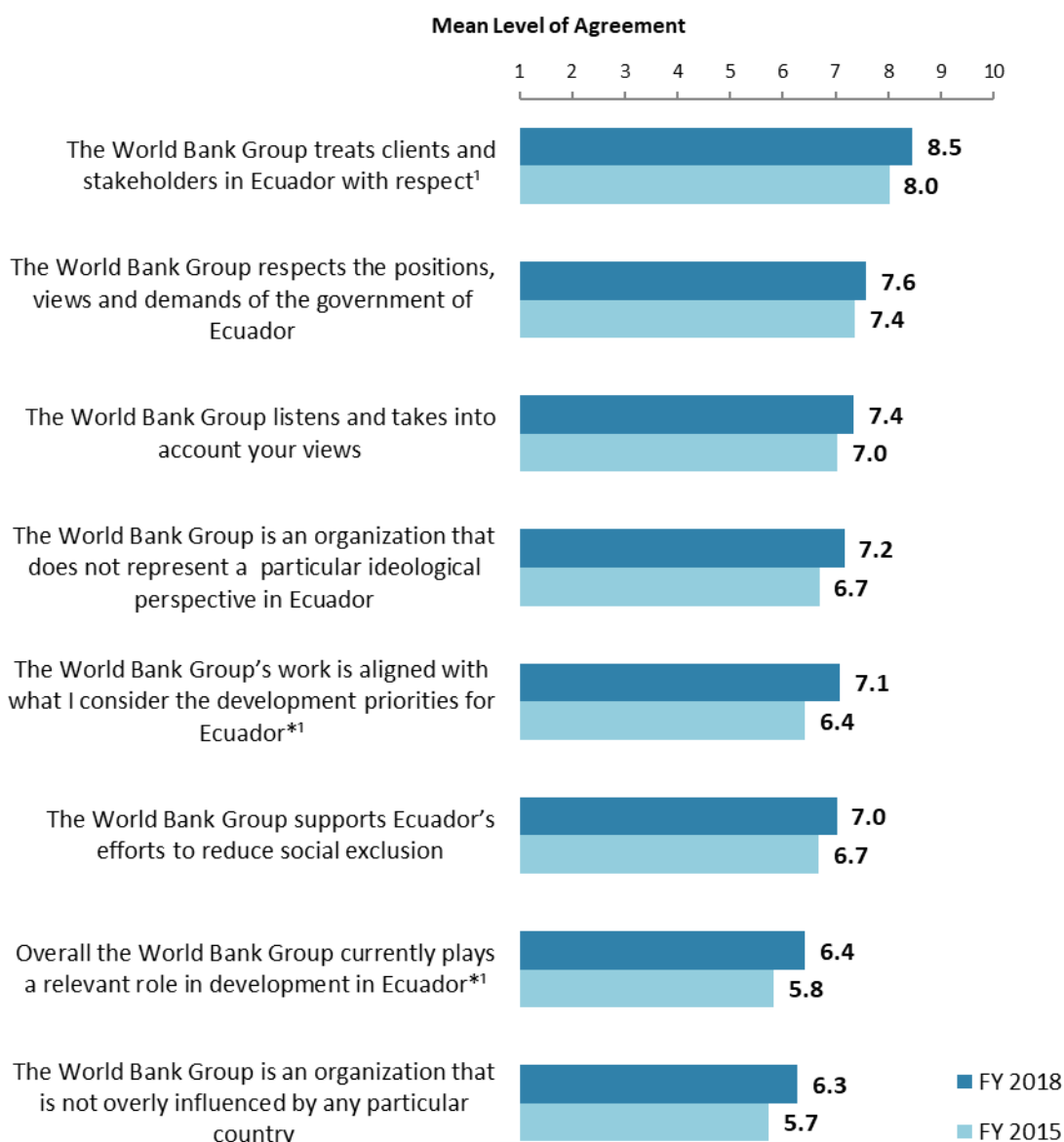
"To what extent do you believe that the World Bank Group's work and support help the poorest in Ecuador?" (Respondents chose from a list.)

⁸ Means and percentages presented in the charts on this page were calculated based on weighted data.



VII. How the World Bank Group Operates

The World Bank Group's Work in Ecuador: Year Comparison⁹



"To what extent do you agree with the following statements about the World Bank Group's work in Ecuador?" (1-"Strongly disagree", 10-"Strongly agree")

(*Significantly different between FY 2018 and FY 2015)

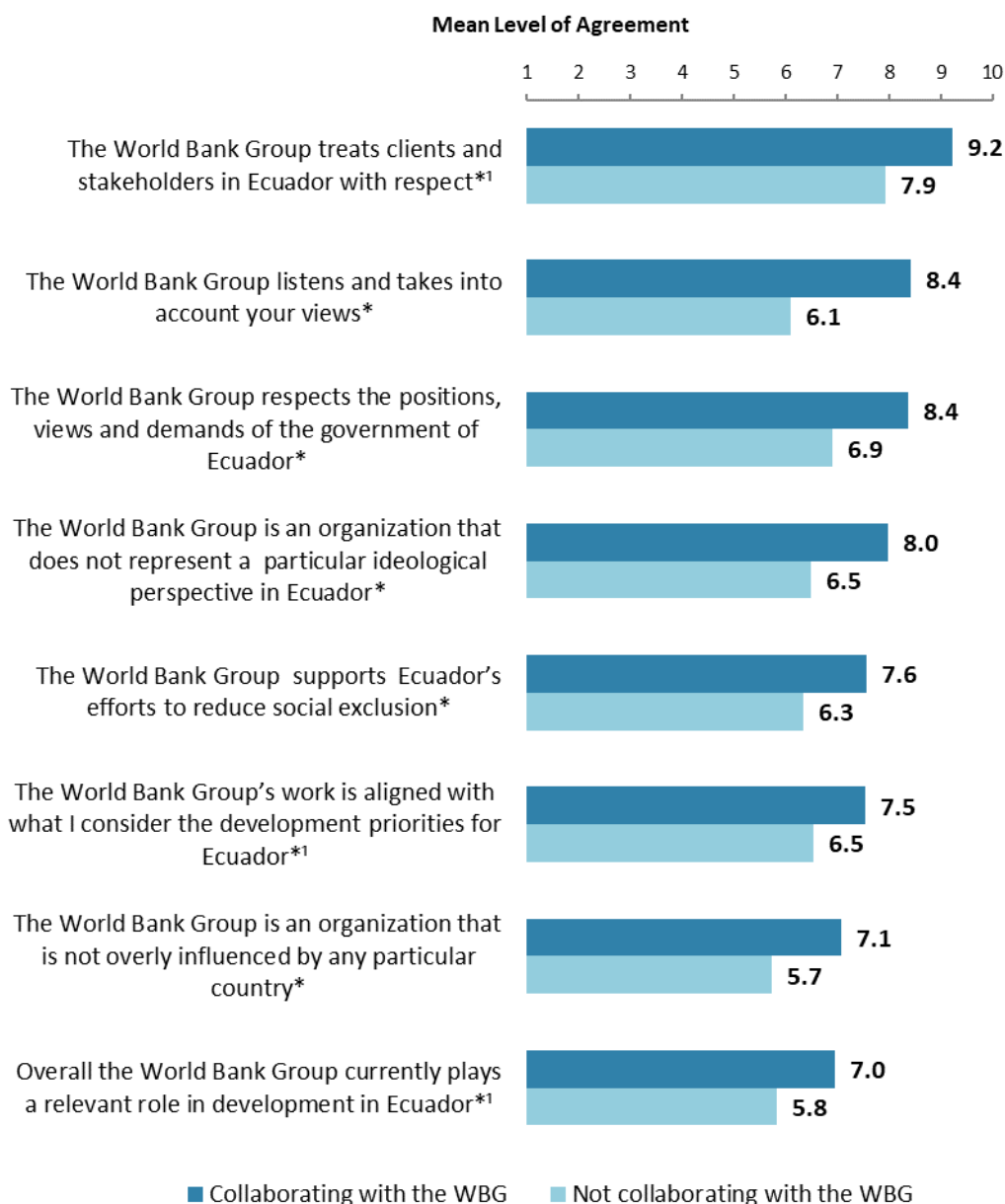
¹Indicator Question

⁹ Means in the chart were calculated based on weighted data.



VII. How the World Bank Group Operates (continued)

The World Bank Group's Work in Ecuador: Collaboration



"To what extent do you agree with the following statements about the World Bank Group's work in Ecuador?" (1-"Strongly disagree", 10-"Strongly agree")

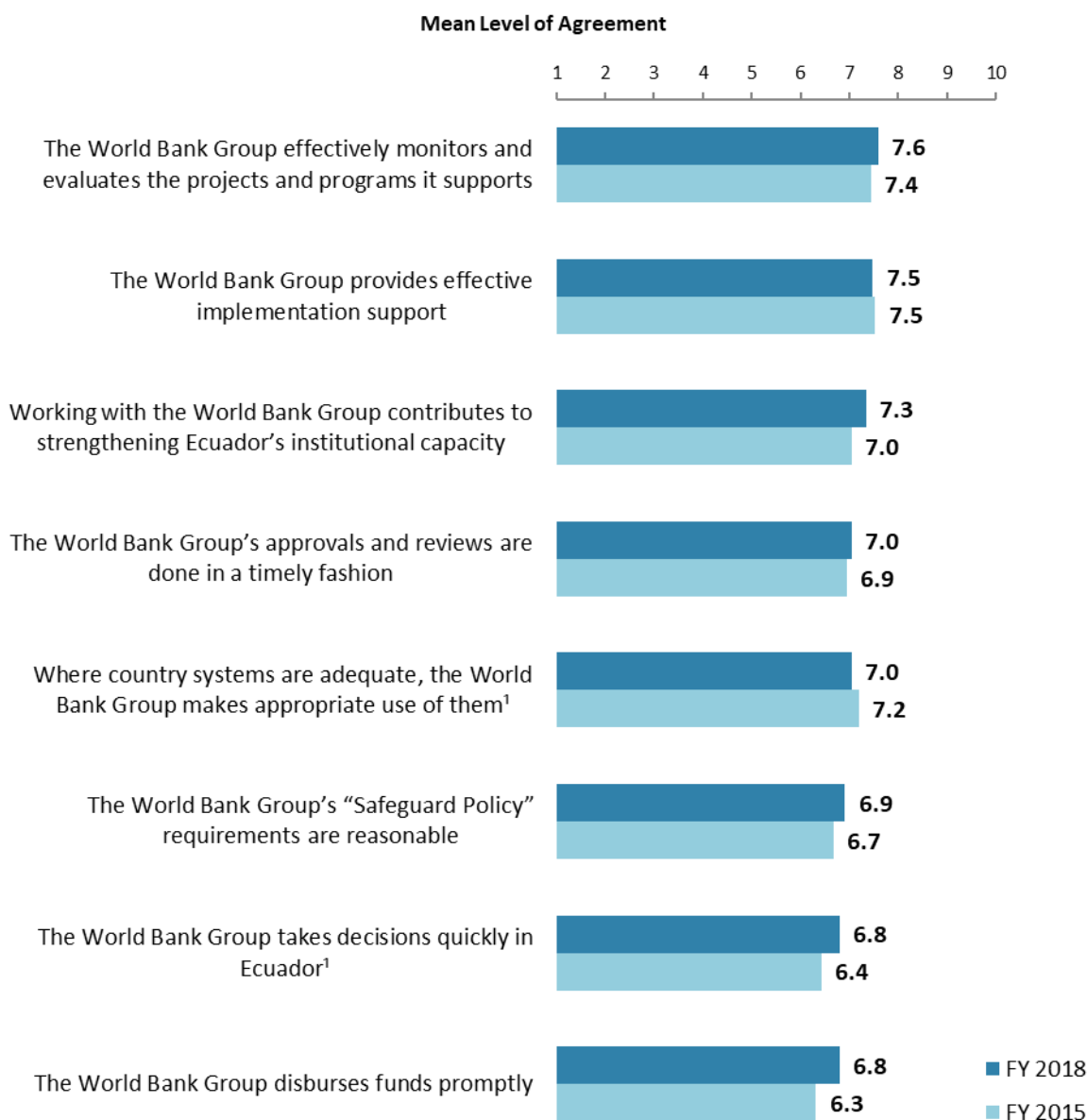
(*Significantly different between collaborators and non-collaborators with the WBG)

¹Indicator Question



VII. How the World Bank Group Operates (continued)

Overall Perceptions: Year Comparison¹⁰



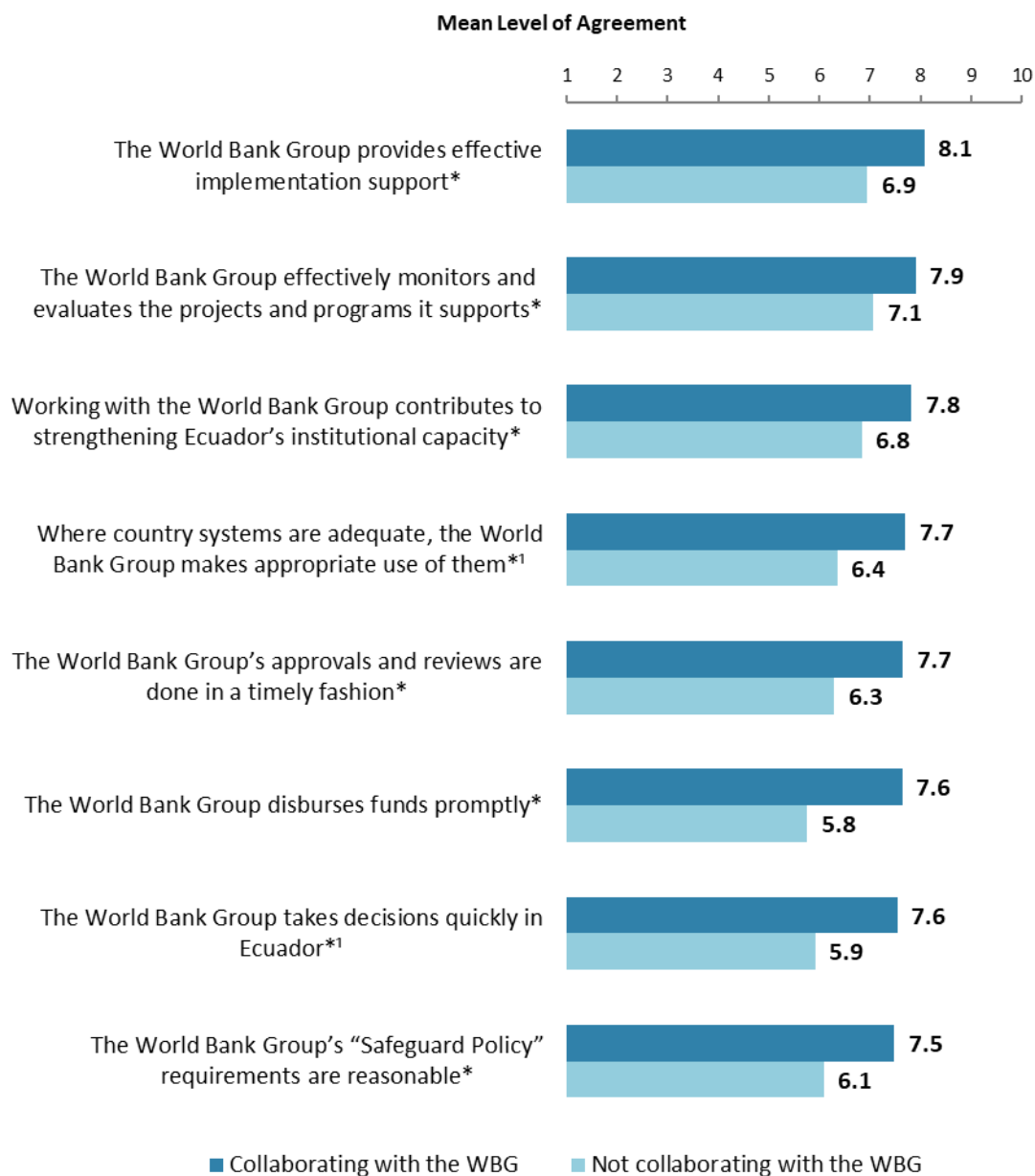
"To what extent do you agree/disagree with the following statements?"
(1-"Strongly disagree", 10-"Strongly agree")
Indicator Question

¹⁰ Means in the chart were calculated based on weighted data.



VII. How the World Bank Group Operates (continued)

Overall Perceptions: Collaboration

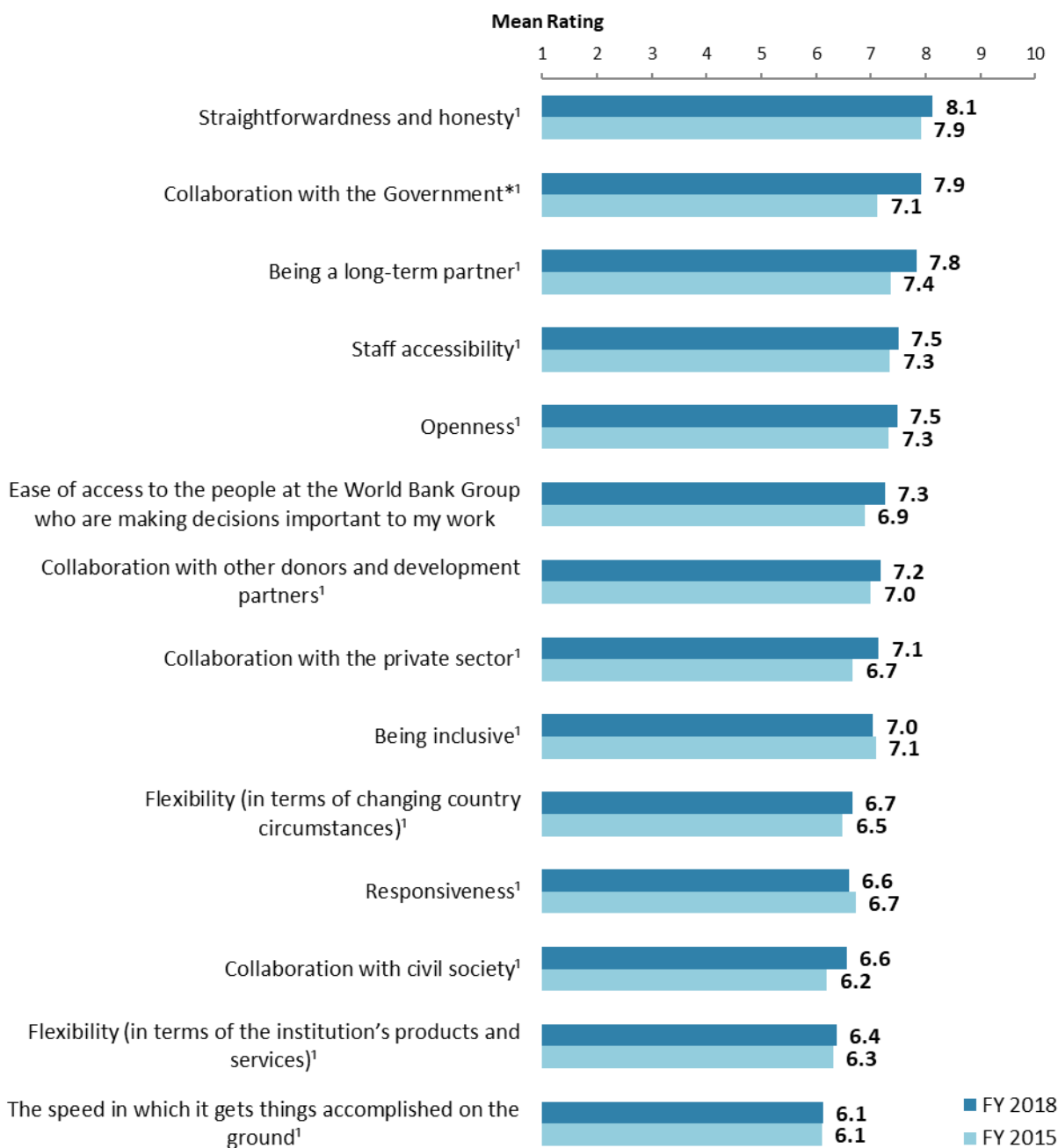


"To what extent do you agree/disagree with the following statements?"
(1- "Strongly disagree", 10- "Strongly agree")
(*Significantly different between collaborators and non-collaborators with the WBG)
'Indicator Question



VII. How the World Bank Group Operates (continued)

The WBG as an Effective Development Partner: Year Comparison¹¹



"To what extent is the World Bank Group an effective development partner in Ecuador, in terms of each of the following?" (1-"To no degree at all", 10-"To a very significant degree")

(*Significantly different between FY 2018 and FY 2015)

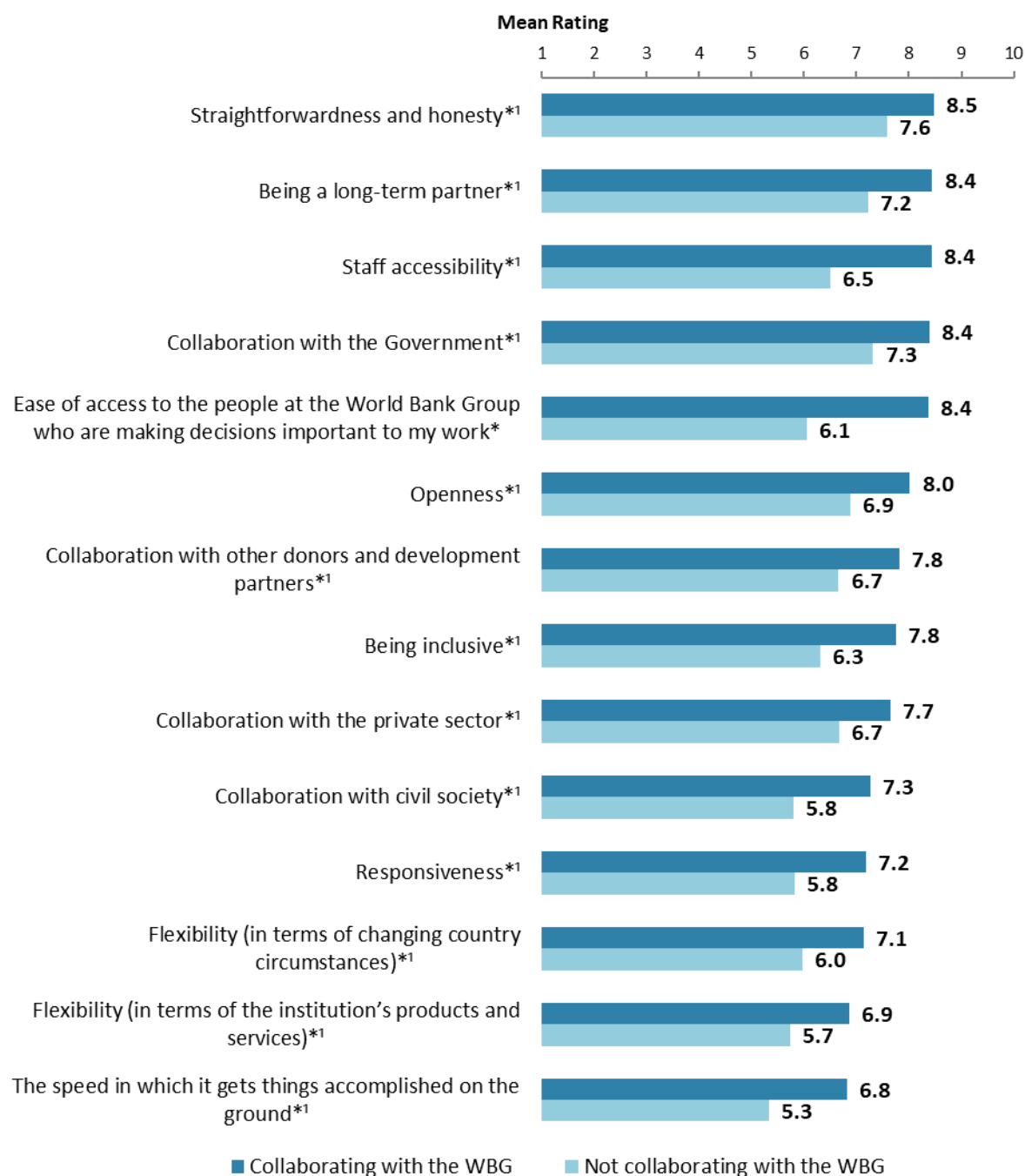
¹Indicator Question

¹¹ Means in the chart were calculated based on weighted data.



VII. How the World Bank Group Operates (continued)

The WBG as an Effective Development Partner: Collaboration



"To what extent is the World Bank Group an effective development partner in Ecuador, in terms of each of the following?" (1-"To no degree at all", 10-"To a very significant degree")

(*Significantly different between collaborators and non-collaborators with the WBG)

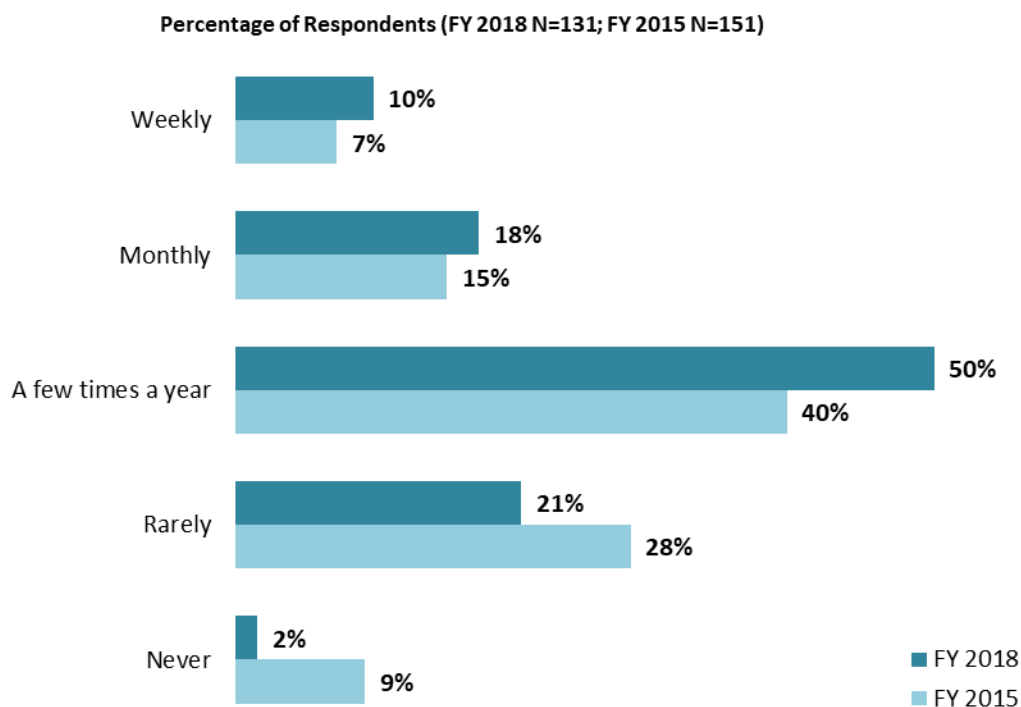
¹Indicator Question



VIII. World Bank Group's Knowledge and Instruments

Frequency of Consulting WBG Knowledge Work and Activities¹²

- **Year comparison:** This year's respondents were significantly *more* likely to consult the WBG's knowledge work and activities "*a few times a year*" compared to respondents in the previous FY'15 Country Survey.
- **Stakeholder groups:** This year, respondents from local government and employees of ministries/PMUs/consultants on WBG projects indicated *more* frequent usage of the WBG's knowledge work and activities ("*weekly/monthly*") compared to respondents from other stakeholder groups.




"How frequently do you consult World Bank Group's knowledge work and activities in the work you do?"
(Respondents chose from a list.)

¹² Percentages in the chart were calculated based on weighted data.



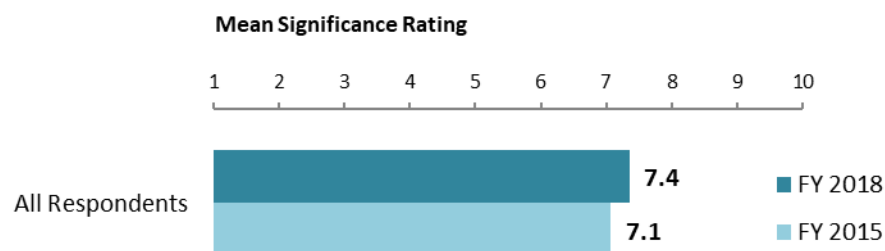
VIII. World Bank Group's Knowledge and Instruments (continued)

Meeting Ecuador's Knowledge Needs¹³ (*Indicator Question*)



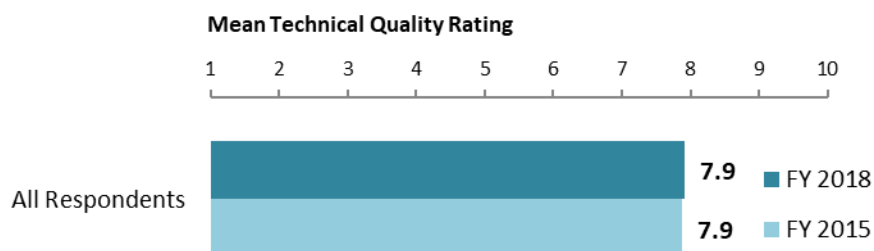
"The World Bank Group meets Ecuador's needs for knowledge services (e.g., research, analysis, data, technical assistance)" (1-"Strongly disagree", 10-"Strongly agree")

Contribution of the WBG's Knowledge Work and Activities (*Indicator Question*)



"Overall, how significant a contribution do you believe the World Bank Group's knowledge work and activities make to development results in your country?" (1-"Not significant at all", 10-"Very significant")

Technical Quality of the WBG's Knowledge Work and Activities (*Indicator Question*)



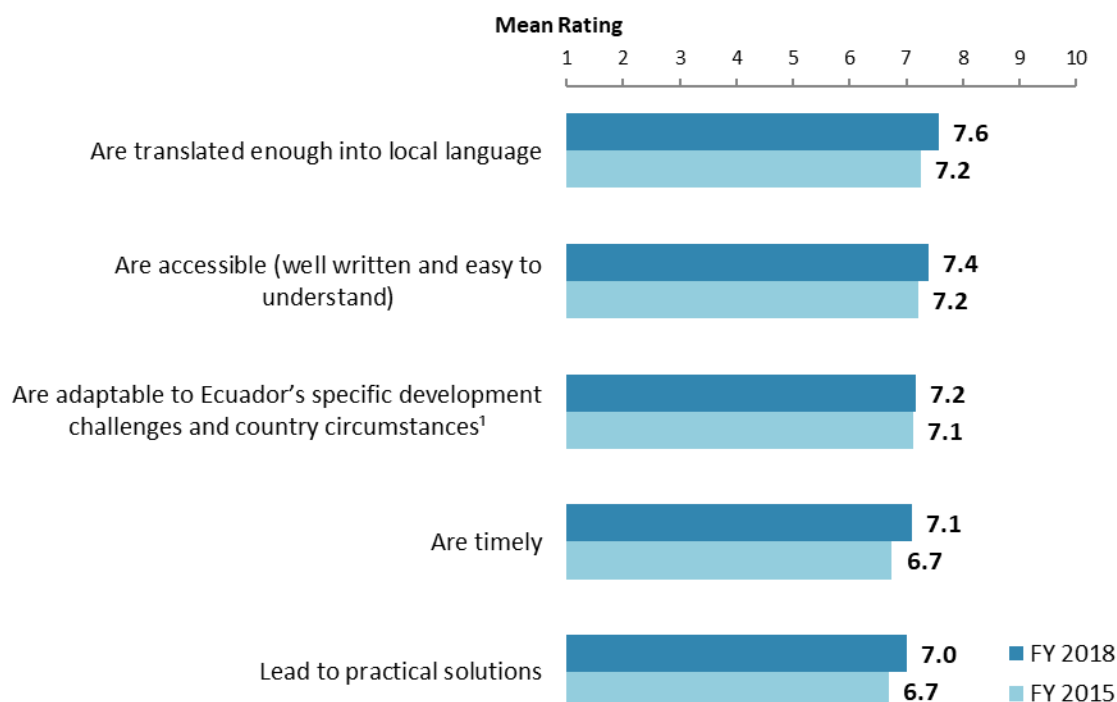
"Overall, how would you rate the technical quality of the World Bank Group's knowledge work and activities?" (1-"Very low technical quality", 10-"Very high technical quality")

¹³ Means in the charts on this page were calculated based on weighted data.



VIII. World Bank Group's Knowledge and Instruments (continued)

Qualities of the WBG's Knowledge Work and Activities¹⁴

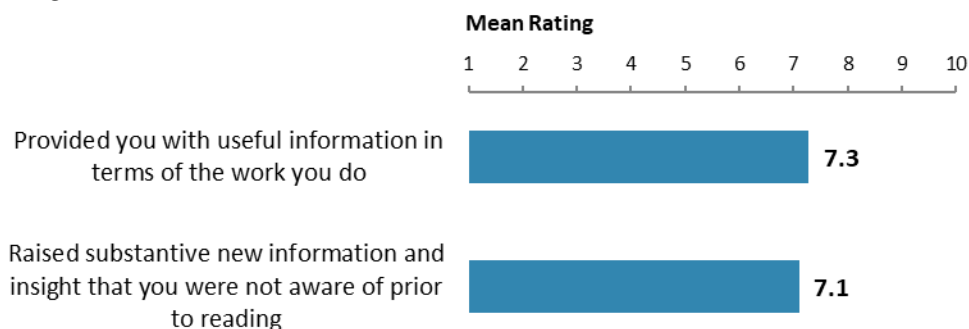


"In Ecuador, to what extent do you believe that the World Bank Group's knowledge work and activities:" (1-"To no degree at all", 10-"To a very significant degree")

¹Indicator Question

LAC Flagship Report

- 16% of respondents in this year's Country Survey indicated that they have read/consulted the most recent LAC Flagship Report "*Better Neighbors: Toward a Renewal of Economic Integration in Latin America*".




"To what extent do you believe this Flagship Report ... ?"
(1 - "To no degree at all", 10 - "To a very significant degree")

¹⁴ Means in the chart were calculated based on weighted data.



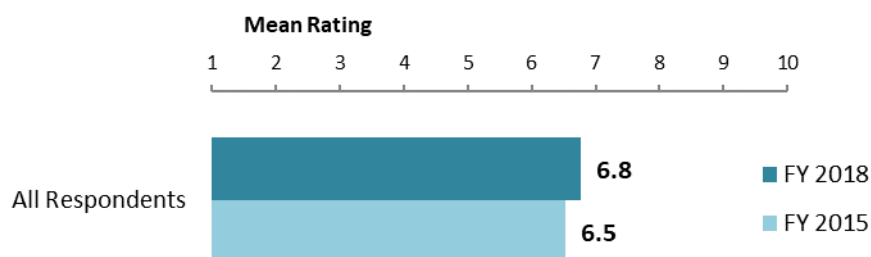
VIII. World Bank Group's Knowledge and Instruments (continued)

Meeting Ecuador's Needs for Financial Instruments¹⁵ (*Indicator Question*)



"The World Bank Group's financial instruments (i.e., investment lending, Development Policy Loan, Trust Funds, Program-for-Results, etc.) meet the needs of Ecuador."
(1-"Strongly disagree", 10-"Strongly agree")

Combination of the WBG Services in Ecuador



"When considering the national development needs in Ecuador, to what extent does the combination of financial, knowledge and convening services that the World Bank Group currently provides in Ecuador meet the national development needs of Ecuador?"
(1-"To no degree at all", 10-"To a very significant degree")

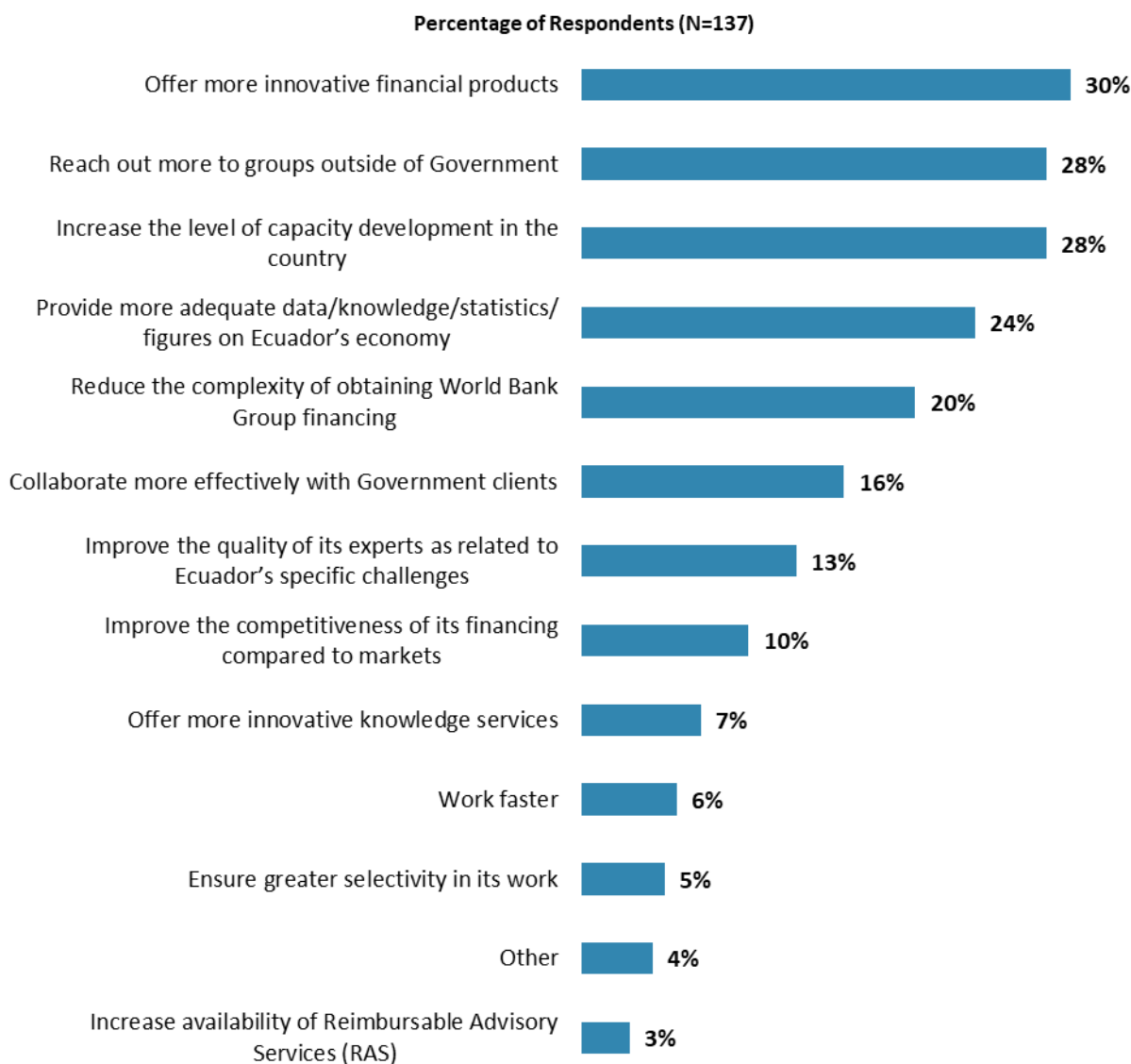
¹⁵ Means in the charts on this page were calculated based on weighted data.



IX. The Future Role of the World Bank Group in Ecuador

Making the World Bank Group of Greater Value

- **Year comparison:** Respondents in the previous FY'15 Country Survey indicated that the World Bank Group should “*reduce the complexity of obtaining World Bank Group financing*” (25%) to make itself of greater value in Ecuador.
- **Stakeholder groups:** This year, respondents from the Office of the President/Prime Minister/Minister were significantly more likely to indicate that the WBG should “*offer more innovative financial products*”, whereas respondents from local government, CSOs, and the media were significantly more likely to indicate that the WBG should “*reach out more to groups outside of Government*” compared to other stakeholder groups.



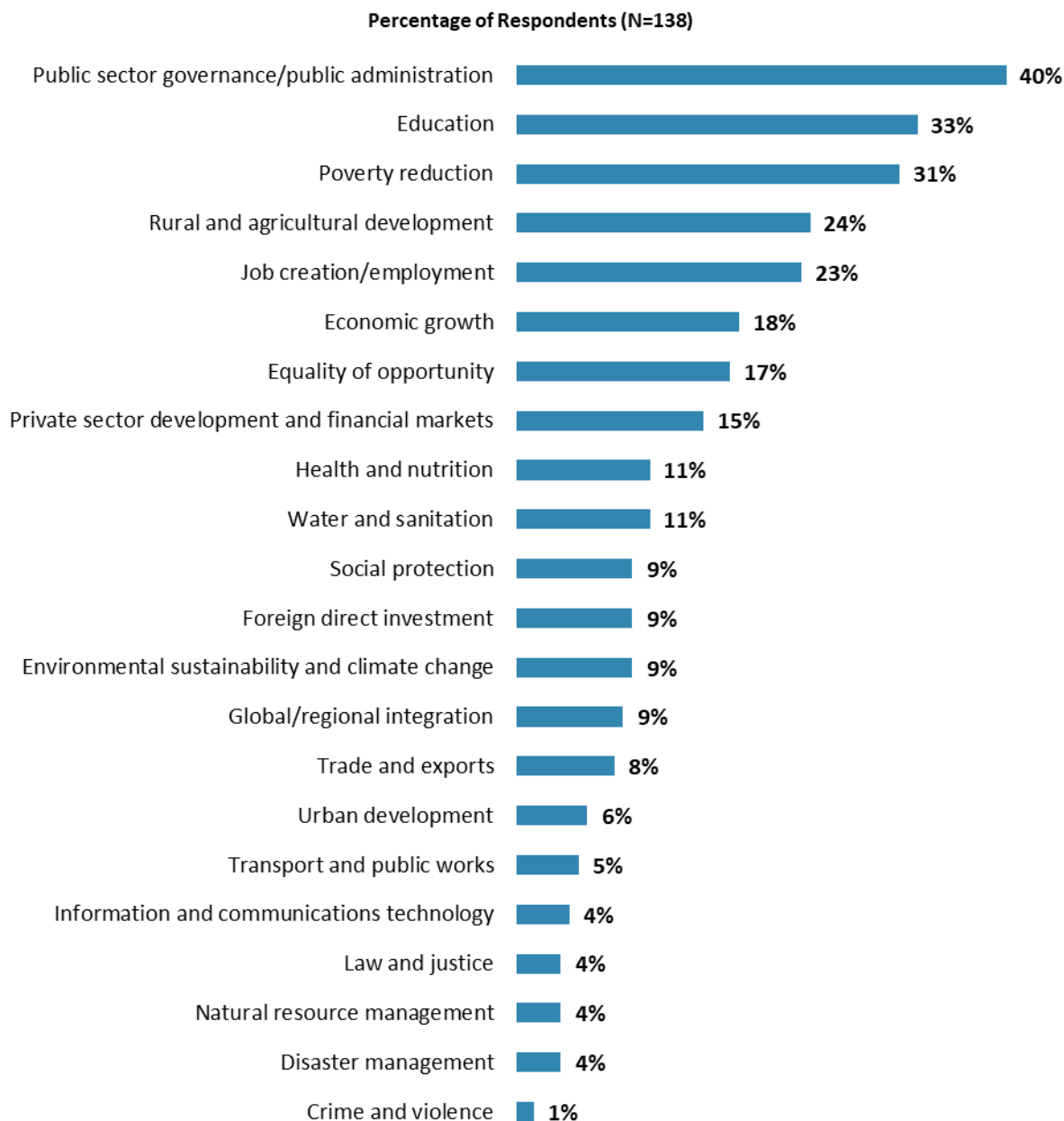
"Which of the following SHOULD the World Bank Group do to make itself of greater value in Ecuador?
(Choose no more than TWO)" (Respondents chose from a list. Responses combined.)



IX. The Future Role of the WBG in Ecuador (continued)

Where the World Bank Group Should Focus its Resources

- **Year comparison:** Respondents in the previous FY'15 Country Survey indicated that the WBG should focus most of its resources in Ecuador on “*poverty reduction*” (33%) and “*rural and agricultural development*” (26%).




“When thinking about how the World Bank Group can have the most impact on development results in Ecuador, in which sectoral areas do you believe the World Bank Group should focus most of its resources (financial and knowledge services) in Ecuador? (Choose no more than THREE)”
(Respondents chose from a list. Responses combined.)

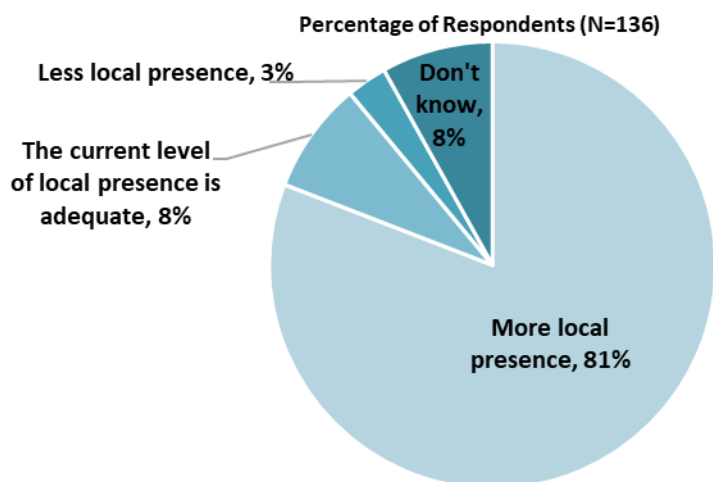


IX. The Future Role of the WBG in Ecuador (continued)

Focus of the WBG's Work in Ecuador¹⁶

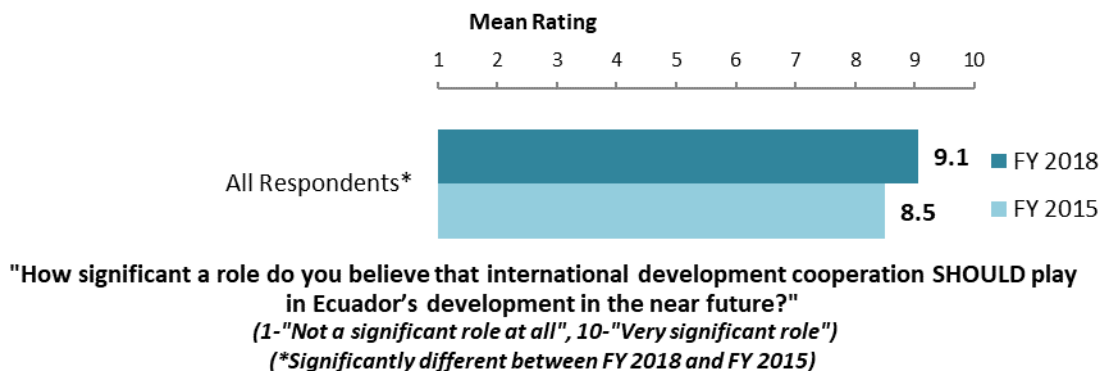


Presence of the WBG in Ecuador



"To be a more effective development partner in Ecuador, do you believe that the World Bank Group should have...?" (Respondents chose from a list.)

International Development Cooperation in Ecuador



¹⁶ Means in the charts on this page were calculated based on weighted data.

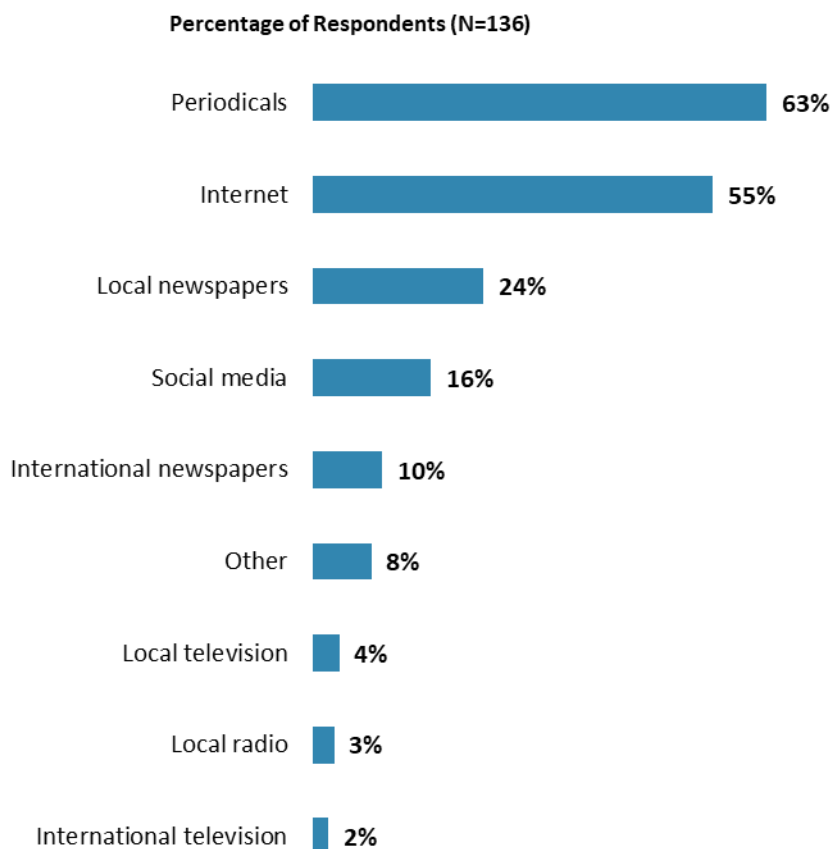


X. Communication and Outreach

Note: When considering the World Bank Group's future outreach with key constituencies, please see Appendix B (page 51) for all responses by stakeholder groups.

General Information Sources

- **Year comparison:** Respondents in the previous FY'15 Country Survey indicated that they got most of their information about economic and social development issues in Ecuador from “Internet” (65%) and “periodicals” (58%).



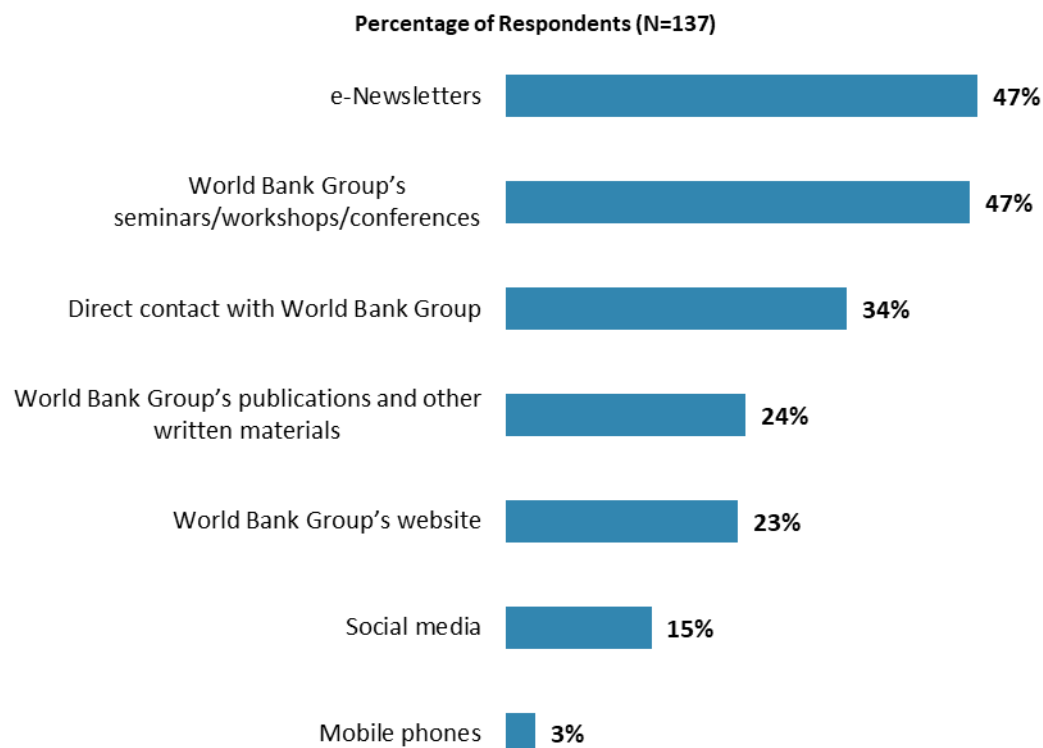
"How do you get most of your information about economic and social development issues in Ecuador? (Choose no more than TWO)"
(Respondents chose from a list. Responses combined.)



X. Communication and Outreach (continued)

Preferred Information Sources

- **Year comparison:** Respondents in the previous FY'15 Country Survey indicated that they would prefer to receive information from the WBG through its “*seminars/workshops/conferences*” (42%) and “*e-Newsletters*” (42%).

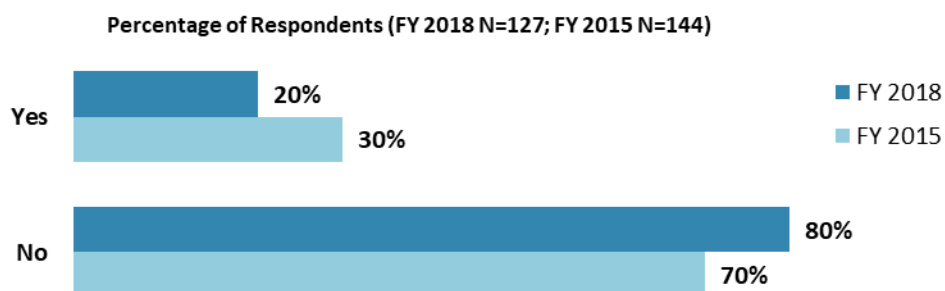


"How would you prefer to receive information from the World Bank Group?"
(Choose no more than TWO)"
(Respondents chose from a list. Responses combined.)



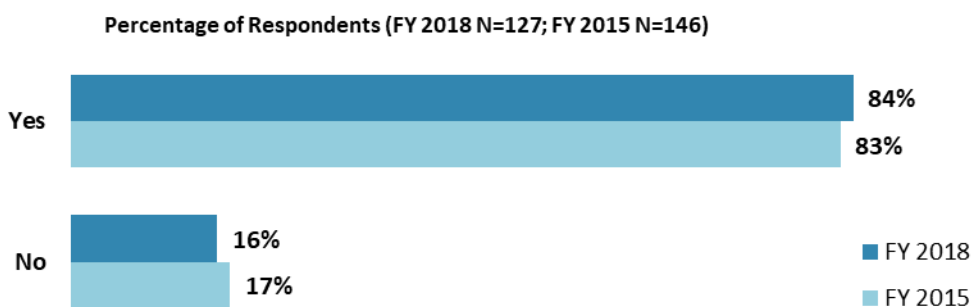
X. Communication and Outreach (continued)

Access to Information¹⁷



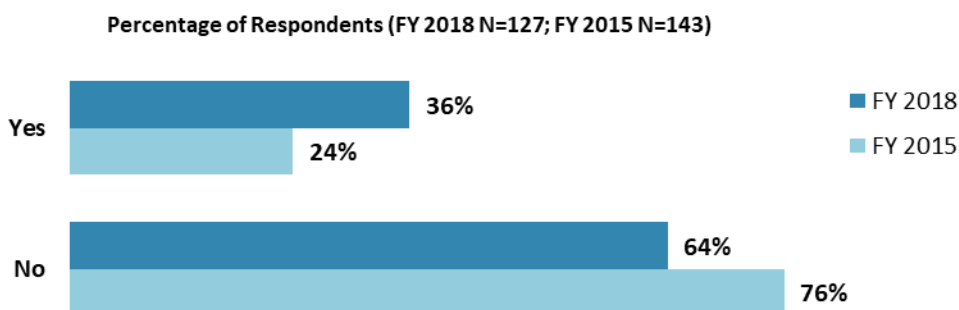
"Are you aware of the World Bank Group's Access to Information Policies under which the World Bank Group discloses any information in its possession that is not on a list of exceptions?"

The WBG Website Usage



"Do you use/have you used the World Bank Group website?"

Use of the WBG's Social Media Channels



"Do you currently consult the World Bank Group social media sites (e.g., blogs, Facebook, Twitter, YouTube, and Flickr)?"

¹⁷ Percentages presented in the charts on this page were calculated based on weighted data.



XI. Appendices

A. Responses to All Questions across All Respondents.....	39
B. Responses to All Questions by Stakeholder Groups.....	51
C. Responses to Indicator Questions by Geographic Location.....	67
D. Responses to Selected Questions by Level of Collaboration with the World Bank Group	70
E. Responses to Selected Questions by Year.....	76
F. Indicator Questions as a Function of Exposure to the WBG	82
G. WBG Country Opinion Survey FY'18 – Ecuador Questionnaire	83

ECUADOR





Appendix A: Responses to All Questions across All Respondents (N=138)

All rating scale questions are presented with the total number of respondents that provided a rating (N), the number of respondents who indicated that they “Don’t know” (DK), the mean rating across all respondents (Mean), and the standard deviation of this mean (SD). Indicator questions are noted with an asterisk (*).

A. General Issues Facing Ecuador

1. Listed below are a number of development priorities in Ecuador. Please identify which of the following you consider the most important development priorities in Ecuador? (Choose no more than THREE)	Percentage of Respondents (Responses Combined; N=135)
Public sector governance/ Public administration (i.e., government effectiveness, public financial management, public expenditure, fiscal system reform, regulatory framework)	40.0%
Job creation/employment	40.0%
Poverty reduction	33.3%
Economic growth	20.7%
Education	20.0%
Foreign direct investment	17.8%
Private sector development and financial markets	17.0%
Social protection (e.g., pensions, targeted social assistance)	15.6%
Rural and agricultural development	14.1%
Equality of opportunity (i.e., equity, gender equity)	14.1%
Health and nutrition	14.1%
Water and sanitation	10.4%
Environmental sustainability and climate change (e.g., mitigation, adaptation)	9.6%
Law and justice (e.g., judicial system)	7.4%
Trade and exports	5.9%
Global/regional integration	5.2%
Transport and public works (e.g., roads, bridges, transportation)	3.7%
Urban development	3.0%
Natural resource management (e.g., oil, gas, mining)	3.0%
Disaster management	3.0%
Crime and violence	0.7%
Information and communications technology	0.7%
Energy	0.0%

**A. General Issues Facing Ecuador (continued)**

2. The World Bank Group has committed itself to twin goals: ending extreme poverty by 2030 and boosting shared prosperity. Poverty reduction is a broad term that encompasses work in many different areas. Which THREE areas of development listed below do you believe would contribute most to reducing poverty in Ecuador? (Choose no more than THREE)	Percentage of Respondents (Responses Combined; N=138)
Education	55.8%
Economic growth	42.0%
Job creation/employment	39.1%
Rural and agricultural development	33.3%
Water and sanitation	19.6%
Public sector governance/ Public administration (i.e., government effectiveness, public financial management, public expenditure, fiscal system reform, regulatory framework)	15.9%
Health and nutrition	15.9%
Equality of opportunity (i.e., equity, gender equity)	15.2%
Private sector development and financial markets	12.3%
Social protection (e.g., pensions, targeted social assistance)	10.9%
Foreign direct investment	8.0%
Environmental sustainability and climate change (e.g., mitigation, adaptation)	5.1%
Global/regional integration	4.3%
Urban development	3.6%
Trade and exports	3.6%
Crime and violence	2.9%
Information and communications technology	2.9%
Natural resource management (e.g., oil, gas, mining)	2.9%
Transport and public works (e.g., roads, bridges, transportation)	1.4%
Disaster management	1.4%
Law and justice (e.g., judicial system)	0.7%
Energy	0.0%

**A. General Issues Facing Ecuador (continued)**

3. The World Bank Group's "Shared Prosperity" goal captures two key elements, economic growth and equity. It will seek to foster income growth among the bottom 40 percent of a country's population. Improvement in the Shared Prosperity Indicator requires growth and well-being of the less well-off. When thinking about the idea of "shared prosperity" in your country, which of the following TWO best illustrate how this would be achieved in Ecuador? (Choose no more than TWO)	Percentage of Respondents (Responses Combined; N=110)
Education and training that better ensure job opportunity	42.7%
Consistent economic growth	36.4%
Better opportunity for the poor who live in rural areas	25.5%
Better employment opportunities for young people	15.5%
Greater access to micro-finance for the poor	14.5%
Greater equity of fiscal policy	11.8%
Better entrepreneurial opportunities	8.2%
Better quality public services	8.2%
Better employment opportunities for women	6.4%
A growing middle class	6.4%
More reliable social safety net	6.4%
Greater access to health and nutrition for citizens	4.5%
Better opportunity for the poor who live in urban areas	4.5%
Greater voice and participation for citizens to help ensure greater accountability	3.6%
Other	2.7%

B. Overall Attitudes toward the World Bank Group

How familiar are you with the work of these organizations in Ecuador? (1-Not familiar at all, 10-Extremely familiar)	Familiarity			
	N	DK	Mean	SD
1. World Bank Group (WBG)	138	n/a	7.48	2.16
2. Inter-American Development Bank (IDB/BID)	135	n/a	7.50	2.04
3. Latin American Development Bank (CAF)	135	n/a	7.19	2.31
4. European Investment Bank	134	n/a	4.26	2.59

Overall, please rate your impression of the effectiveness of these organizations in Ecuador? (1-Not effective at all, 10-Extremely effective)	Effectiveness			
	N	DK	Mean	SD
5. World Bank Group (WBG)*	123	13	6.98	1.99
6. Inter-American Development Bank (IDB/BID)	121	13	7.12	1.81
7. Latin American Development Bank (CAF)	113	22	7.19	2.08
8. European Investment Bank	63	68	5.30	2.42

Staff Preparedness	N	DK	Mean	SD
9. To what extent do you believe the World Bank Group's staff is well prepared (e.g., skills and knowledge) to help Ecuador solve its most complicated development challenges? (1-To no degree at all, 10-To a very significant degree)	117	17	8.06	1.71

**B. Overall Attitudes toward the World Bank Group (continued)**

10. When thinking about how the World Bank Group can have the most impact on development results in Ecuador, in which sectoral areas do you believe the World Bank Group should focus most of its resources (financial and knowledge services) in Ecuador? (Choose no more than THREE)	Percentage of Respondents (Responses Combined; N=138)
Public sector governance/ Public administration (i.e., government effectiveness, public financial management, public expenditure, fiscal system reform, regulatory framework)	39.9%
Education	32.6%
Poverty reduction	31.2%
Rural and agricultural development	23.9%
Job creation/employment	23.2%
Economic growth	18.1%
Equality of opportunity (i.e., equity, gender equity)	17.4%
Private sector development and financial markets	15.2%
Health and nutrition	10.9%
Water and sanitation	10.9%
Social protection (e.g., pensions, targeted social assistance)	9.4%
Foreign direct investment	9.4%
Environmental sustainability and climate change (e.g., mitigation, adaptation)	9.4%
Global/regional integration	8.7%
Trade and exports	8.0%
Urban development	5.8%
Transport and public works	5.1%
Information and communications technology	4.3%
Law and justice (e.g., judicial system)	3.6%
Natural resource management (e.g., oil, gas, mining)	3.6%
Disaster management	3.6%
Crime and violence	1.4%
Energy	0.0%

11. When thinking about the World Bank Group's role, which activity do you believe is of greatest VALUE and which activity is of second greatest value in Ecuador?	Percentage of Respondents (N=131)		
	Greatest Value	2nd Greatest Value	Combined
Financial resources	45.8%	17.7%	63.5%
Policy advice, studies, analyses	21.4%	23.8%	45.2%
Technical assistance	11.5%	26.9%	38.4%
Mobilizing third party financial resources	6.9%	8.5%	15.3%
Capacity development	6.9%	7.7%	14.6%
Linkage to non-Bank expertise (i.e., South-South knowledge sharing)	0.8%	7.7%	8.5%
Data	3.1%	3.8%	6.9%
Convening/Facilitating	3.8%	1.5%	5.4%
Donor coordination	0.0%	1.5%	1.5%
Other	0.0%	0.8%	0.8%

**B. Overall Attitudes toward the World Bank Group (continued)**

How EFFECTIVE do you believe the World Bank Group is in terms of the capacity building work it does in each of the following areas in Ecuador? (1-Not effective at all, 10-Very effective)	Effectiveness			
	N	DK	Mean	SD
12. Project implementation (or other organizational strengthening)	100	38	7.66	1.60
13. Citizen engagement (incorporating citizens' voices into development)	66	70	6.00	2.29
14. Policy design (for clarity and better incentives to achieve development goals)	83	54	7.00	1.84

15. Which of the following do you identify as the World Bank Group's greatest WEAKNESSES in its work in Ecuador? (Choose no more than TWO)	Percentage of Respondents (Responses Combined; N=134)
Not enough public disclosure of its work	43.3%
World Bank Group's processes too slow (e.g., too bureaucratic in its operational policies and procedures)	25.4%
World Bank Group's processes too complex	23.9%
Imposing technocratic solutions without regard to political realities	14.9%
Not collaborating enough with stakeholders outside the Government	13.4%
Too influenced by developed countries	13.4%
Other	11.9%
Staff too inaccessible	6.0%
Don't know	6.0%
Its advice and strategies do not lend themselves to practical problem solving	4.5%
Not aligned with other donors' work	4.5%
Not aligned with country priorities	3.7%
Arrogant in its approach	2.2%
Not client focused	1.5%
Lack of credibility of its knowledge/data	0.0%

16. Which World Bank Group's instruments do you believe are the MOST effective in reducing poverty in Ecuador? (Choose no more than TWO)	Percentage of Respondents (Responses Combined; N=135)
Investment lending (financing specific projects)	74.1%
Technical assistance (advice, best practice, international experience, etc.)	62.2%
Capacity development	33.3%
Knowledge products/services (analytical work, studies, surveys, etc.)	14.1%
Trust Fund management	5.2%
Don't know	2.2%
Other	0.7%

17. To what extent do you believe that the World Bank Group's work and support help the poorest in Ecuador? (Select only ONE response)	Percentage of Respondents (N=135)
To a fully sufficient degree	2.2%
To a somewhat sufficient degree	24.4%
To a somewhat insufficient degree	43.7%
To a very insufficient degree	11.1%
Don't know	18.5%

**B. Overall Attitudes toward the World Bank Group (continued)**

To what extent do you agree with the following statements about the World Bank Group's work in Ecuador? (1-Strongly disagree, 10-Strongly agree)	Level of Agreement			
	N	DK	Mean	SD
18. Overall the World Bank Group currently plays a relevant role in development in Ecuador*	127	8	6.31	2.05
19. The World Bank Group's work is aligned with what I consider the development priorities for Ecuador*	125	10	6.99	1.98
20. The World Bank Group supports Ecuador's efforts to reduce social exclusion	114	20	6.94	2.05
21. The World Bank Group treats clients and stakeholders in Ecuador with respect*	115	18	8.47	2.01
22. The World Bank Group is an organization that does not represent a particular ideological perspective in Ecuador	118	14	7.11	2.82
23. The World Bank Group is an organization that is not overly influenced by any particular country	112	21	6.26	2.60
24. The World Bank Group respects the positions, views and demands of the government of Ecuador	116	19	7.53	2.13
25. The World Bank Group listens and takes into account your views	108	26	7.22	2.70

Current combination of WBG services meeting national development needs	N	DK	Mean	SD
26. When considering the national development needs in Ecuador, to what extent does the combination of financial, knowledge and convening services that the World Bank Group currently provides in Ecuador meet the national development needs of Ecuador? (1-To no degree at all, 10-To a very significant degree)	124	10	6.68	1.83

To what extent is the World Bank Group an effective development partner in Ecuador, in terms of each of the following? (1-To no degree at all, 10-To a very significant degree)	Degree			
	N	DK	Mean	SD
27. Responsiveness*	115	16	6.48	2.01
28. Flexibility (in terms of the institution's products and services)*	108	25	6.28	1.98
29. Flexibility (in terms of changing country circumstances)*	114	19	6.53	1.96
30. Being inclusive*	106	26	6.98	2.06
31. Openness (sharing data and other information)*	114	17	7.44	2.14
32. Staff accessibility*	119	13	7.46	2.31
33. Straightforwardness and honesty*	116	17	8.04	1.95
34. Ease of access to the people at the World Bank Group who are making decisions important to my work	113	19	7.18	2.61
35. Collaboration with civil society*	102	31	6.50	2.42
36. Collaboration with the Government*	115	19	7.84	1.78
37. Collaboration with other donors and development partners*	91	41	7.21	2.11
38. Collaboration with the private sector*	86	46	7.12	2.07
39. The speed in which it gets things accomplished on the ground*	107	25	6.02	2.16
40. Being a long-term partner*	112	22	7.78	2.08

41. To be a more effective development partner in Ecuador, do you believe that the World Bank Group should have... ? (Select only ONE response)	Percentage of Respondents (N=136)
More local presence	80.9%
The current level of local presence is adequate	8.1%
Less local presence	2.9%
Don't know	8.1%

**C. World Bank Group's Effectiveness and Results**

1. How EFFECTIVE do you believe the World Bank Group is in terms of the work it does in the following areas of development in Ecuador? (1-Not effective at all, 10-Very effective)	Effectiveness			
	N	DK	Mean	SD
1. Transport and public works (e.g., roads, bridges, transportation)	54	79	7.43	2.02
2. Law and justice (e.g., judicial system)	27	104	5.44	2.29
3. Urban development	64	68	7.22	2.09
4. Environmental sustainability and climate change (e.g., mitigation, adaptation)	80	51	7.21	2.19
5. Poverty reduction	100	32	7.12	1.99
6. Equality of opportunity (i.e., equity, gender equity)	78	51	6.76	2.25
7. Private sector development and financial markets	70	62	6.59	2.03
8. Water and sanitation	77	55	7.36	2.06
9. Disaster management	63	70	7.13	2.25
10. Public sector governance/ Public administration (i.e., government effectiveness, public financial management, public expenditure, fiscal system reform, regulatory framework)	79	52	6.87	2.00
11. Job creation/employment	54	76	5.72	2.23
12. Health and nutrition	57	73	6.63	2.26
13. Rural and agricultural development	57	76	6.46	2.39
14. Education	69	60	6.97	2.08
15. Social protection (e.g., pensions, targeted social assistance)	49	82	6.08	2.71

Achieving Development Results*	N	DK	Mean	SD
2. To what extent does the World Bank Group's work help to achieve development results in Ecuador? (1-To no degree at all, 10-To a very significant degree)	124	11	6.66	1.97

To what extent do you agree with the following statements about the World Bank Group in Ecuador? (1-Strongly disagree, 10-Strongly agree)	N	DK	Mean	SD
3. The World Bank Group's financial instruments (i.e., investment lending, Development Policy Loan, Trust Funds, Program 4 Result, etc.) meet the needs of Ecuador *	119	16	6.60	1.98
4. The World Bank Group meets Ecuador's needs for knowledge services (e.g., research, analysis, data, technical assistance)*	124	12	6.94	1.89

D. The World Bank Group's Knowledge Work and Activities

1. How frequently do you consult World Bank Group's knowledge work and activities in the work you do?	Percentage of Respondents (N=136)
Weekly	8.8%
Monthly	16.9%
A few times a year	50.7%
Rarely	22.1%
Never	1.5%

**D. The World Bank Group's Knowledge Work and Activities (continued)**

In Ecuador, to what extent do you believe that the World Bank Group's knowledge work and activities: <i>(1-To no degree at all, 10-To a very significant degree)</i>	Degree			
	N	DK	Mean	SD
2. Are timely	123	12	7.00	1.99
3. Lead to practical solutions	123	11	6.91	2.06
4. Are accessible (well written and easy to understand)	122	13	7.34	1.84
5. Are translated enough into local language	114	20	7.61	2.06
6. Are adaptable to Ecuador's specific development challenges and country circumstances*	118	15	7.12	1.97

Overall Evaluations	N	DK	Mean	SD
7. Overall, how significant a contribution do you believe the World Bank Group's knowledge work and activities make to development results in your country?* <i>(1-Not significant at all, 10-Very significant)</i>	126	10	7.30	1.96
8. Overall, how would you rate the technical quality of the World Bank Group's knowledge work and activities?* <i>(1-Very low technical quality, 10-Very high technical quality)</i>	128	8	7.93	1.65

9. Have you read/consulted the most recent LAC Flagship Report: [Better Neighbors: Toward a Renewal of Economic Integration in Latin America]?	Percentage of Respondents (N=135)
Yes	16.3%
No	83.7%

Flagship Reports	N	DK	Mean	SD
10. To what extent do you believe this Flagship Report raised substantive new information and insight that you were not aware of prior to reading? <i>(1-To no degree at all, 10-To a very significant degree)</i>	29	101	7.10	2.38
11. To what extent do you believe this Flagship Report provided you with useful information in terms of the work you do? <i>(1-To no degree at all, 10-To a very significant degree)</i>	29	100	7.28	2.09

E. Working with the World Bank Group

To what extent do you agree/disagree with the following statements? <i>(1-Strongly disagree, 10-Strongly agree)</i>	Level of Agreement			
	N	DK	Mean	SD
1. The World Bank Group disburses funds promptly	90	47	6.66	2.21
2. The World Bank Group effectively monitors and evaluates the projects and programs it supports	109	28	7.51	1.83
3. The World Bank Group's approvals and reviews are done in a timely fashion	90	46	6.96	1.75
4. The World Bank Group's "Safeguard Policy" requirements are reasonable	68	69	6.84	2.16
5. The World Bank Group takes decisions quickly in Ecuador*	93	44	6.72	2.09
6. Working with the World Bank Group contributes to strengthening Ecuador's institutional capacity	114	23	7.28	1.92
7. Where country systems (e.g., procurement, financial management, etc.) are adequate, the World Bank Group makes appropriate use of them*	67	70	7.00	1.93
8. The World Bank Group provides effective implementation support (i.e., supervision of projects)	99	38	7.45	1.80

WBG Promoting PPP in Ecuador	N	DK	Mean	SD
9. To what extent do you believe that the World Bank Group's work helps to find solutions that promote private public partnerships in Ecuador? <i>(1-To no degree at all, 10-To a very significant degree)</i>	98	37	6.90	1.82

**F. Recent Trends and The Future Role of The World Bank Group in Ecuador**

Focus of the World Bank Group's Work	N	DK	Mean	SD
1. In the last three years, to what extent do you believe that the World Bank Group has moved in the right direction in terms of the focus of its work in Ecuador? (1-To no degree at all, 10-To a very significant degree)	113	23	7.19	1.82

Role of International Development Cooperation	N	DK	Mean	SD
2. How significant a role do you believe that international development cooperation (e.g., range of donors and partners) SHOULD play in Ecuador's development in the near future? (1-Not a significant role at all, 10-Very significant role)	132	4	9.03	1.32

3. Which of the following SHOULD the World Bank Group do to make itself of greater value in Ecuador? (Choose no more than TWO)	Percentage of Respondents (Responses Combined; N=137)
Offer more innovative financial products	29.9%
Reach out more to groups outside of Government	28.5%
Increase the level of capacity development in the country	28.5%
Provide more adequate data/knowledge/statistics/figures on Ecuador's economy	24.1%
Reduce the complexity of obtaining World Bank Group financing	20.4%
Collaborate more effectively with Government clients (e.g., national, state, local)	16.1%
Improve the quality of its experts as related to Ecuador's specific challenges	13.1%
Improve the competitiveness of its financing compared to markets (e.g., cost, timeliness, other terms)	10.2%
Offer more innovative knowledge services	7.3%
Work faster	5.8%
Ensure greater selectivity in its work	5.1%
Other	4.4%
Increase availability of Reimbursable Advisory Services (RAS)	2.9%

G. Communication and Information Sharing

1. How do you get most of your information about economic and social development issues in Ecuador? (Choose no more than TWO)	Percentage of Respondents (Responses Combined; N=136)
Periodicals	62.5%
Internet	55.1%
Local newspapers	23.5%
Social media (e.g., Facebook, blogs, Twitter, YouTube, Flickr)	16.2%
International newspapers	9.6%
Other	8.1%
Local television	3.7%
Local radio	2.9%
International television	2.2%
International radio	0.0%

**G. Communication and Information Sharing (continued)**

2. How would you prefer to obtain information from the World Bank Group? (Choose no more than TWO)	Percentage of Respondents (Responses Combined; N=137)
e-Newsletters	47.4%
World Bank Group's seminars/workshops/conferences	46.7%
Direct contact with World Bank Group (i.e., face to face meetings/discussions)	34.3%
World Bank Group's publications and other written materials	24.1%
World Bank Group's website	23.4%
Social media (e.g., Facebook, blogs, Twitter, YouTube, Flickr)	14.6%
Mobile phones	2.9%
Other	0.0%

3. Are you aware of the World Bank Group's Access to Information Policy under which the Bank will now disclose any information in its possession that is not on a list of exceptions?	Percentage of Respondents (N=131)
Yes	18.3%
No	81.7%

4. Do you use/have you used the World Bank Group website?	Percentage of Respondents (N=132)
Yes	84.1%
No	15.9%

5. Do you currently consult the World Bank Group social media sites (e.g., Facebook, blogs, Twitter, YouTube, Flickr)?	Percentage of Respondents (N=132)
Yes	37.1%
No	62.9%

Please rate how much you agree with the following statements. (1-Strongly disagree, 10-Strongly agree)	Level of Agreement			
	N	DK	Mean	SD
6. When I need information from the World Bank Group I know how to find it (e.g., whom to call, where to reach them, etc.)	128	7	7.33	2.29
7. The World Bank Group's social media channels (e.g., blogs, Facebook, Twitter, YouTube, Flickr) are valuable sources of information about the institution	92	44	6.96	2.14
8. The World Bank Group is responsive to my information requests and inquiries	95	40	7.63	2.04

**H. Background Information**

1. Which of the following best describes your current position? (Select only ONE response)	Percentage of Respondents (N=137)
Office of Minister	16.1%
Bilateral/Multilateral Agency	13.1%
Private Sector Organization	11.7%
Employee of a Ministry, Ministerial Department or Implementation Agency	10.2%
Media (press, radio, TV, web, etc.)	9.5%
Academia/Research Institute/Think Tank	8.8%
Local Government Office or Staff	7.3%
PMU overseeing implementation of project/Consultant/Contractor working on World Bank Group supported project/program	6.6%
Private Foundation	5.1%
Office of Parliamentarian	2.9%
Other	2.9%
Financial Sector/Private Bank	2.2%
Independent Government Institution (i.e., Regulatory Agency, Central Bank/oversight institution)	1.5%
Office of the President, Prime Minister	0.7%
NGO/Community Based Organization	0.7%
Judiciary Branch	0.7%
Trade Union	0.0%
Faith-Based Group	0.0%
Youth Group	0.0%

2. Please identify the primary specialization of your work. (Select only ONE response)	Percentage of Respondents (N=135)
Other	23.7%
Macroeconomics and fiscal management	11.1%
Generalist (specialized in multiple sectors)	8.9%
Education	8.1%
Finance and markets	8.1%
Water	4.4%
Transport and ICT	4.4%
Health, nutrition, and population	3.7%
Trade and competitiveness	3.7%
Urban, rural, and social development	3.7%
Agriculture	3.7%
Gender	3.0%
Governance	3.0%
Social protection and labor	2.2%
Environment and natural resources	2.2%
Jobs	2.2%
Poverty	1.5%
Public-private partnerships	0.7%
Energy and extractives	0.7%
Climate Change	0.7%
Fragility, conflict and violence	0.0%

**H. Background Information (continued)**

3. Which one of the following best describes your level of interaction with the World Bank Group (IBRD/IDA, IFC, or MIGA) in your country? (Select only ONE response)	Percentage of Respondents (N=132)
I currently collaborate with the World Bank Group	21.2%
I have previously collaborated with the World Bank Group	34.1%
Both of the above (I currently collaborate and previously have collaborated with the World Bank Group)	18.9%
I have never collaborated with the World Bank Group	25.8%

4. Which of the following agencies of the World Bank Group do you primarily engage with in Ecuador? (Select only ONE response)	Percentage of Respondents (N=128)
The World Bank (IBRD)	84.4%
The International Finance Corporation (IFC)	9.4%
The Multilateral Investment Guarantee Agency (MIGA)	0.0%
Other	6.3%

5. Do your projects involve both the World Bank and the IFC?	Percentage of Respondents (N=130)
Yes	13.1%
No	86.9%

6. If yes, what was your view of how the two institutions work together in Ecuador?	Percentage of Respondents (N=17)
The two institutions work well together	58.8%
The way the two institutions work together needs improvement	29.4%
The two institutions do not work well together	0.0%
Don't know	11.8%

7. Which of the following describes most of your exposure to the World Bank Group in Ecuador? (Choose no more than TWO)	Percentage of Respondents (Responses Combined; N=133)
Engage in World Bank Group related/sponsored events/activities	45.9%
Use World Bank Group reports/data	40.6%
Use World Bank Group website for information, data, research, etc.	26.3%
Collaborate as part of my professional duties	25.6%
Observer (i.e., follow in media, discuss in informal conversations, etc.)	16.5%

8. What's your gender?	Percentage of Respondents (N=137)
Female	35.0%
Male	65.0%

9. Which best represents your geographic location?	Percentage of Respondents (N=138)
Sierra (Andean highlands)	79.7%
Costa (Coastal lowlands)	20.3%
Amazonía (Amazon)	0.0%



Appendix B: Responses to All Questions by Stakeholder Groups¹⁸

- Office of President/Prime Minister/Minister N=23
- Employee of a Ministry/PMU/Consultant on WBG Project N=23
- Local Government N=10
- Bilateral/Multilateral Agency N=18
- Private Sector/Financial Sector/Private Bank N=19
- CSO N=8
- Media N=13
- Academia N=12
- Other N=11

A. General Issues facing Ecuador

Listed below are a number of development priorities in Ecuador. Please identify which of the following you consider the most important development priorities in Ecuador?
(Choose no more than THREE)

Percentage of Respondents (Responses combined)	Office of President/ Prime Minister/ Minister	Employee of a Ministry/ PMU/Consultant on WBG Project	Local Govt.	Bilateral/ Multilateral Agency	Private Sector/ Financial Sector/ Private Bank	CSO	Media	Academia	Other
Social protection	17.4%	13.0%	20.0%	23.5%	5.3%	14.3%	25.0%	16.7%	9.1%
Public sector governance/Public administration*	30.4%	21.7%	40.0%	52.9%	68.4%	0.0%	58.3%	41.7%	36.4%
Global/regional integration	0.0%	4.3%	0.0%	0.0%	10.5%	0.0%	8.3%	25.0%	0.0%
Private sector development and financial markets	8.7%	13.0%	10.0%	17.6%	36.8%	28.6%	8.3%	33.3%	0.0%
Foreign direct investment	8.7%	13.0%	20.0%	11.8%	31.6%	28.6%	25.0%	8.3%	27.3%
Water and sanitation	8.7%	21.7%	20.0%	23.5%	0.0%	0.0%	8.3%	0.0%	0.0%
Job creation/employment	26.1%	21.7%	50.0%	41.2%	36.8%	85.7%	33.3%	50.0%	63.6%
Rural and agricultural development	13.0%	17.4%	10.0%	23.5%	0.0%	14.3%	8.3%	25.0%	18.2%
Urban development	13.0%	0.0%	10.0%	0.0%	0.0%	0.0%	0.0%	0.0%	0.0%
Equality of opportunity	21.7%	13.0%	10.0%	5.9%	5.3%	28.6%	8.3%	8.3%	36.4%
Health and nutrition	4.3%	13.0%	10.0%	29.4%	10.5%	0.0%	33.3%	8.3%	18.2%
Education	8.7%	30.4%	20.0%	5.9%	21.1%	57.1%	33.3%	8.3%	18.2%
Poverty reduction	56.5%	43.5%	20.0%	35.3%	21.1%	14.3%	16.7%	16.7%	45.5%
Energy	0.0%	0.0%	0.0%	0.0%	0.0%	0.0%	0.0%	0.0%	0.0%
Transport and public works*	0.0%	17.4%	10.0%	0.0%	0.0%	0.0%	0.0%	0.0%	0.0%
Environmental sustainability and climate change	0.0%	21.7%	10.0%	11.8%	10.5%	0.0%	0.0%	16.7%	9.1%
Trade and exports	8.7%	0.0%	0.0%	5.9%	10.5%	0.0%	8.3%	8.3%	9.1%
Crime and violence	0.0%	0.0%	0.0%	0.0%	0.0%	0.0%	0.0%	0.0%	0.0%
Economic growth*	52.2%	8.7%	40.0%	5.9%	15.8%	14.3%	16.7%	16.7%	9.1%
Law and justice	4.3%	13.0%	0.0%	0.0%	15.8%	14.3%	8.3%	0.0%	0.0%
Natural resource management	8.7%	8.7%	0.0%	0.0%	0.0%	0.0%	0.0%	0.0%	0.0%
Disaster management	8.7%	0.0%	0.0%	5.9%	0.0%	0.0%	0.0%	8.3%	0.0%
Information and communications technology	0.0%	0.0%	0.0%	0.0%	0.0%	0.0%	0.0%	8.3%	0.0%

*Significantly different between stakeholder groups

¹⁸ 137 respondents provided the information about their current positions, thus only these respondents were included in the analysis presented in this appendix.

**A. General Issues facing Ecuador (continued)**

The World Bank Group has committed itself to twin goals: ending extreme poverty by 2030 and boosting shared prosperity. Poverty reduction is a broad term that encompasses work in many different areas. Which THREE areas of development listed below do you believe would contribute most to reducing poverty in Ecuador? (Choose no more than THREE)

Percentage of Respondents (Responses combined)	Office of President/ Prime Minister/ Minister	Employee of a Ministry/ PMU/Consultant on WBG Project	Local Govt.	Bilateral/ Multilateral Agency	Private Sector/ Financial Sector/ Private Bank	CSO	Media	Academia	Other
Water and sanitation*	21.7%	34.8%	30.0%	22.2%	0.0%	0.0%	23.1%	0.0%	36.4%
Economic growth	47.8%	17.4%	40.0%	33.3%	63.2%	50.0%	46.2%	58.3%	36.4%
Environmental sustainability and climate change	0.0%	4.3%	10.0%	11.1%	5.3%	0.0%	7.7%	8.3%	0.0%
Global/regional integration	4.3%	8.7%	0.0%	0.0%	5.3%	0.0%	7.7%	0.0%	9.1%
Equality of opportunity*	34.8%	4.3%	0.0%	16.7%	10.5%	25.0%	0.0%	25.0%	9.1%
Rural and agricultural development	26.1%	30.4%	50.0%	27.8%	21.1%	12.5%	61.5%	33.3%	54.5%
Urban development	4.3%	4.3%	20.0%	0.0%	0.0%	0.0%	0.0%	0.0%	9.1%
Social protection	13.0%	8.7%	10.0%	16.7%	5.3%	0.0%	0.0%	8.3%	36.4%
Law and justice	4.3%	0.0%	0.0%	0.0%	0.0%	0.0%	0.0%	0.0%	0.0%
Transport and public works	4.3%	4.3%	0.0%	0.0%	0.0%	0.0%	0.0%	0.0%	0.0%
Crime and violence	4.3%	0.0%	10.0%	0.0%	0.0%	0.0%	7.7%	8.3%	0.0%
Information and communications technology*	0.0%	0.0%	0.0%	0.0%	5.3%	25.0%	0.0%	0.0%	9.1%
Private sector development and financial markets	13.0%	8.7%	0.0%	27.8%	15.8%	0.0%	0.0%	25.0%	9.1%
Foreign direct investment	4.3%	17.4%	20.0%	0.0%	10.5%	12.5%	0.0%	0.0%	9.1%
Education	43.5%	60.9%	70.0%	44.4%	63.2%	75.0%	53.8%	75.0%	36.4%
Energy	0.0%	0.0%	0.0%	0.0%	0.0%	0.0%	0.0%	0.0%	0.0%
Public sector governance/ Public administration	17.4%	21.7%	10.0%	22.2%	10.5%	12.5%	23.1%	0.0%	9.1%
Natural resource management	4.3%	8.7%	0.0%	0.0%	0.0%	0.0%	0.0%	0.0%	9.1%
Disaster management	0.0%	0.0%	0.0%	5.6%	0.0%	12.5%	0.0%	0.0%	0.0%
Health and nutrition	4.3%	21.7%	0.0%	22.2%	26.3%	0.0%	23.1%	16.7%	18.2%
Job creation/employment	39.1%	39.1%	30.0%	33.3%	57.9%	75.0%	38.5%	25.0%	9.1%
Trade and exports	4.3%	4.3%	0.0%	5.6%	0.0%	0.0%	7.7%	8.3%	0.0%

*Significantly different between stakeholder groups

**A. General Issues facing Ecuador (continued)**

The World Bank Group's "Shared Prosperity" goal captures two key elements, economic growth and equity. It will seek to foster income growth among the bottom 40 percent of a country's population. Improvement in the Shared Prosperity Indicator requires growth and well-being of the less well-off. When thinking about the idea of "shared prosperity" in your country, which of the following TWO best illustrate how this would be achieved in Ecuador? (Choose no more than TWO)

Percentage of Respondents (Responses combined)	Office of President/ Prime Minister/ Minister	Employee of a Ministry/ PMU/Consultant on WBG Project	Local Govt.	Bilateral/ Multilateral Agency	Private Sector/ Financial Sector/ Private Bank	CSO	Media	Academia	Other
Better employment opportunities for young people	29.4%	5.6%	30.0%	15.4%	7.1%	12.5%	20.0%	10.0%	11.1%
Better employment opportunities for women*	0.0%	0.0%	0.0%	0.0%	0.0%	37.5%	10.0%	0.0%	33.3%
Greater access to micro-finance for the poor	5.9%	22.2%	0.0%	30.8%	7.1%	12.5%	20.0%	20.0%	11.1%
Greater voice and participation for citizens to help ensure greater accountability	0.0%	0.0%	0.0%	7.7%	0.0%	0.0%	10.0%	10.0%	0.0%
Greater access to health and nutrition for citizens	5.9%	0.0%	10.0%	15.4%	7.1%	0.0%	0.0%	0.0%	0.0%
Better entrepreneurial opportunities	5.9%	11.1%	0.0%	0.0%	7.1%	25.0%	10.0%	20.0%	0.0%
A growing middle class	11.8%	5.6%	10.0%	7.7%	14.3%	0.0%	0.0%	0.0%	0.0%
Better opportunity for the poor who live in rural areas	29.4%	16.7%	20.0%	46.2%	21.4%	25.0%	10.0%	10.0%	55.6%
Better opportunity for the poor who live in urban areas	0.0%	0.0%	10.0%	0.0%	7.1%	12.5%	20.0%	0.0%	0.0%
Consistent economic growth*	23.5%	44.4%	50.0%	0.0%	57.1%	12.5%	60.0%	40.0%	44.4%
More reliable social safety net	11.8%	11.1%	0.0%	7.7%	0.0%	0.0%	0.0%	20.0%	0.0%
Greater equity of fiscal policy	29.4%	5.6%	10.0%	15.4%	7.1%	0.0%	0.0%	20.0%	11.1%
Education and training that better ensure job opportunity	35.3%	44.4%	40.0%	30.8%	57.1%	62.5%	30.0%	50.0%	33.3%
Better quality public services	5.9%	16.7%	20.0%	15.4%	0.0%	0.0%	10.0%	0.0%	0.0%
Other	5.9%	5.6%	0.0%	7.7%	0.0%	0.0%	0.0%	0.0%	0.0%

*Significantly different between stakeholder groups

B. Overall Attitudes toward the World Bank Group

How familiar are you with the work of these organizations in Ecuador?

	Office of President/ Prime Minister/ Minister			Employee of a Ministry/ PMU/Consultant on WBG Project			Local Govt.			Bilateral/ Multilateral Agency			Private Sector/ Financial Sector/ Private Bank			CSO			Media			Academia			Other		
	N	Mean	SD	N	Mean	SD	N	Mean	SD	N	Mean	SD	N	Mean	SD	N	Mean	SD	N	Mean	SD	N	Mean	SD	N	Mean	SD
World Bank Group (WBG)	23	7.83	2.04	23	8.00	1.98	10	7.50	2.95	18	7.39	1.88	19	6.95	2.07	8	6.38	3.20	13	6.85	2.19	12	8.25	1.22	11	7.55	2.46
Inter-American Development Bank (IDB/BID)	23	8.22	1.91	22	7.14	2.23	9	7.00	2.96	18	6.89	2.17	19	7.68	1.86	7	8.43	1.99	13	7.00	1.73	12	7.83	1.99	11	7.45	1.51
Latin American Development Bank (CAF)	23	7.30	2.32	22	6.36	2.57	9	7.33	3.16	18	6.39	2.43	19	7.89	1.45	8	8.00	2.62	13	7.46	1.51	12	7.92	1.68	10	6.80	2.97
European Investment Bank	22	4.32	2.97	22	3.68	2.28	9	5.67	3.39	18	4.83	2.73	19	3.79	2.02	8	4.50	3.25	13	5.23	2.42	12	3.25	2.30	10	3.90	2.08

(1-Not familiar at all, 10-Extremely familiar)

**B. Overall Attitudes toward the World Bank Group (continued)**

Overall, please rate your impression of the effectiveness of these organizations in Ecuador.

	Office of President/ Prime Minister/ Minister			Employee of a Ministry/ PMU/ Consultant on WBG Project			Local Govt.			Bilateral/ Multilateral Agency			Private Sector/ Financial Sector/ Private Bank			CSO			Media			Academia			Other		
	N	Mean	SD	N	Mean	SD	N	Mean	SD	N	Mean	SD	N	Mean	SD	N	Mean	SD	N	Mean	SD	N	Mean	SD	N	Mean	SD
World Bank Group (WBG)	18	7.11	1.91	22	7.82	1.99	9	7.44	2.92	15	7.27	1.33	17	6.18	2.35	6	7.00	2.00	12	6.42	1.38	12	6.75	1.96	11	6.27	1.79
Inter-American Development Bank (IDB/BID)	21	7.52	1.29	18	7.39	1.97	8	6.50	2.98	13	7.23	1.17	18	7.17	1.82	7	7.29	1.70	12	6.67	1.56	12	6.75	2.34	11	6.82	1.99
Latin American Development Bank (CAF)	19	7.58	1.35	16	6.75	2.67	9	6.56	3.24	11	7.45	1.86	18	7.39	1.79	7	7.86	2.41	12	6.92	1.73	11	6.91	2.43	9	7.11	1.76
European Investment Bank	10	6.30	1.77	11	5.73	2.90	6	6.67	3.56	7	5.29	1.50	7	4.00	1.63	5	4.40	3.29	8	5.25	1.67	5	4.20	2.68	3	4.33	3.06

(1-Not effective at all, 10-Extremely effective)

	Office of President/ Prime Minister/ Minister			Employee of a Ministry/ PMU/ Consultant on WBG Project			Local Govt.			Bilateral/ Multilateral Agency			Private Sector/ Financial Sector/ Private Bank			CSO			Media			Academia			Other		
	N	Mean	SD	N	Mean	SD	N	Mean	SD	N	Mean	SD	N	Mean	SD	N	Mean	SD	N	Mean	SD	N	Mean	SD	N	Mean	SD
To what extent do you believe the World Bank Group's staff is well prepared to help Ecuador solve its most complicated development challenges?	20	7.80	1.24	20	8.35	1.81	8	8.00	2.62	16	8.44	1.59	14	8.64	1.22	6	7.67	2.66	10	7.10	1.97	12	7.92	1.38	10	7.90	1.85

(1-To no degree at all, 10-To a very significant degree)

**B. Overall Attitudes toward the World Bank Group (continued)**

When thinking about how the World Bank Group can have the most impact on development results in Ecuador, in which sectoral areas do you believe the World Bank Group should focus most of its resources (financial and knowledge services) in Ecuador? (Choose no more than THREE)

Percentage of Respondents (Responses combined)	Office of President/ Prime Minister/ Minister	Employee of a Ministry/ PMU/Consultant on WBG Project	Local Govt.	Bilateral/ Multilateral Agency	Private Sector/ Financial Sector/ Private Bank	CSO	Media	Academia	Other
Social protection*	4.3%	8.7%	0.0%	27.8%	5.3%	0.0%	0.0%	8.3%	27.3%
Crime and violence	0.0%	0.0%	0.0%	5.6%	0.0%	0.0%	0.0%	8.3%	0.0%
Transport and public works*	4.3%	21.7%	0.0%	5.6%	0.0%	0.0%	0.0%	0.0%	0.0%
Global/regional integration	4.3%	0.0%	10.0%	11.1%	15.8%	0.0%	23.1%	8.3%	9.1%
Equality of opportunity	26.1%	8.7%	10.0%	16.7%	15.8%	50.0%	7.7%	8.3%	18.2%
Public sector governance/ Public administration	26.1%	26.1%	50.0%	61.1%	52.6%	25.0%	61.5%	33.3%	27.3%
Health and nutrition	4.3%	13.0%	0.0%	5.6%	15.8%	0.0%	23.1%	8.3%	27.3%
Rural and agricultural development	17.4%	26.1%	30.0%	22.2%	15.8%	25.0%	38.5%	16.7%	36.4%
Foreign direct investment	8.7%	8.7%	10.0%	5.6%	5.3%	25.0%	23.1%	0.0%	9.1%
Education	21.7%	47.8%	30.0%	11.1%	52.6%	25.0%	30.8%	50.0%	18.2%
Energy	0.0%	0.0%	0.0%	0.0%	0.0%	0.0%	0.0%	0.0%	0.0%
Job creation/employment	13.0%	13.0%	40.0%	16.7%	36.8%	37.5%	15.4%	33.3%	27.3%
Urban development	17.4%	8.7%	10.0%	0.0%	0.0%	12.5%	0.0%	0.0%	0.0%
Private sector development and financial markets	21.7%	13.0%	0.0%	5.6%	21.1%	25.0%	0.0%	25.0%	18.2%
Water and sanitation	17.4%	21.7%	20.0%	16.7%	0.0%	0.0%	0.0%	0.0%	9.1%
Environmental sustainability and climate change	4.3%	26.1%	10.0%	11.1%	10.5%	0.0%	0.0%	8.3%	0.0%
Poverty reduction*	47.8%	21.7%	40.0%	55.6%	10.5%	12.5%	15.4%	25.0%	45.5%
Trade and exports	8.7%	0.0%	0.0%	5.6%	5.3%	25.0%	15.4%	25.0%	0.0%
Economic growth	17.4%	13.0%	20.0%	11.1%	26.3%	25.0%	23.1%	25.0%	9.1%
Law and justice	4.3%	8.7%	0.0%	0.0%	5.3%	0.0%	0.0%	0.0%	0.0%
Natural resource management	8.7%	4.3%	0.0%	0.0%	5.3%	0.0%	7.7%	0.0%	0.0%
Information and communications technology	4.3%	0.0%	0.0%	0.0%	0.0%	0.0%	7.7%	16.7%	18.2%
Disaster management	8.7%	4.3%	0.0%	5.6%	0.0%	12.5%	0.0%	0.0%	0.0%

*Significantly different between stakeholder groups

**B. Overall Attitudes toward the World Bank Group (continued)**

When thinking about the World Bank Group's role, which activity do you believe is of greatest VALUE and which activity is of second greatest value in Ecuador?

Greatest Value Percentage of Respondents	Office of President/ Prime Minister/ Minister	Employee of a Ministry/ PMU/Consultant on WBG Project	Local Govt.	Bilateral/ Multilateral Agency	Private Sector/ Financial Sector/ Private Bank	CSO	Media	Academia	Other
Convening/Facilitating	0.0%	8.7%	10.0%	0.0%	5.6%	0.0%	0.0%	10.0%	0.0%
Data	0.0%	8.7%	10.0%	5.9%	0.0%	0.0%	0.0%	0.0%	0.0%
Policy advice, studies, analyses	22.7%	21.7%	0.0%	35.3%	22.2%	12.5%	25.0%	20.0%	20.0%
Financial resources	27.3%	43.5%	80.0%	47.1%	55.6%	50.0%	41.7%	20.0%	60.0%
Capacity development	9.1%	8.7%	0.0%	0.0%	0.0%	25.0%	0.0%	20.0%	10.0%
Technical assistance	31.8%	8.7%	0.0%	5.9%	11.1%	0.0%	16.7%	10.0%	0.0%
Mobilizing third party financial resources	9.1%	0.0%	0.0%	5.9%	5.6%	12.5%	16.7%	10.0%	10.0%
Donor coordination	0.0%	0.0%	0.0%	0.0%	0.0%	0.0%	0.0%	0.0%	0.0%
Linkage to non-Bank expertise	0.0%	0.0%	0.0%	0.0%	0.0%	0.0%	0.0%	10.0%	0.0%
Other	0.0%	0.0%	0.0%	0.0%	0.0%	0.0%	0.0%	0.0%	0.0%

2 nd Greatest Value Percentage of Respondents	Office of President/ Prime Minister/ Minister	Employee of a Ministry/ PMU/Consultant on WBG Project	Local Govt.	Bilateral/ Multilateral Agency	Private Sector/ Financial Sector/ Private Bank	CSO	Media	Academia	Other
Convening/Facilitating	0.0%	0.0%	0.0%	0.0%	11.1%	0.0%	0.0%	0.0%	0.0%
Data	0.0%	8.7%	0.0%	11.8%	0.0%	0.0%	8.3%	0.0%	0.0%
Policy advice, studies, analyses	22.7%	17.4%	30.0%	17.6%	27.8%	14.3%	25.0%	20.0%	40.0%
Financial resources	18.2%	26.1%	0.0%	11.8%	11.1%	14.3%	33.3%	0.0%	40.0%
Capacity development*	4.5%	4.3%	0.0%	35.3%	0.0%	0.0%	0.0%	10.0%	10.0%
Technical assistance	22.7%	34.8%	40.0%	11.8%	27.8%	42.9%	25.0%	40.0%	10.0%
Mobilizing third party financial resources	9.1%	0.0%	30.0%	11.8%	11.1%	0.0%	0.0%	20.0%	0.0%
Donor coordination	0.0%	0.0%	0.0%	0.0%	5.6%	0.0%	8.3%	0.0%	0.0%
Linkage to non-Bank expertise	22.7%	8.7%	0.0%	0.0%	5.6%	14.3%	0.0%	10.0%	0.0%
Other*	0.0%	0.0%	0.0%	0.0%	0.0%	14.3%	0.0%	0.0%	0.0%

*Significantly different between stakeholder groups

How EFFECTIVE do you believe the World Bank Group is in terms of the capacity building work it does in each of the following areas in Ecuador? (1-Not effective at all, 10-Very effective)

	Office of President/ Prime Minister/ Minister			Employee of a Ministry/ PMU/Consultant on WBG Project			Local Govt.			Bilateral/ Multilateral Agency			Private Sector/ Financial Sector/ Private Bank			CSO			Media			Academia			Other		
	N	Mean	SD	N	Mean	SD	N	Mean	SD	N	Mean	SD	N	Mean	SD	N	Mean	SD	N	Mean	SD	N	Mean	SD	N	Mean	SD
Project implementation (or other organizational strengthening)	19	8.00	1.33	20	7.85	2.01	8	8.75	1.04	13	7.54	1.33	7	7.43	1.40	5	8.00	2.35	9	6.67	1.50	11	7.18	1.72	8	7.25	1.04
Citizen engagement (incorporating citizens' voices into development)	12	6.42	2.07	12	6.58	2.19	6	6.67	3.44	8	6.38	1.51	4	5.50	3.42	6	4.67	2.66	6	5.00	0.63	10	5.90	2.47	2	5.00	2.83
Policy design (for clarity and better incentives to achieve development goals)	16	7.31	1.45	16	7.44	2.03	6	7.17	2.64	10	7.30	2.16	8	7.13	1.89	3	6.67	1.53	9	5.89	1.54	9	6.56	1.94	6	6.67	1.37

**B. Overall Attitudes toward the World Bank Group (continued)**

Which of the following do you identify as the World Bank Group's greatest WEAKNESSES in its work in Ecuador? (Choose no more than TWO)

Percentage of Respondents (Responses combined)	Office of President/ Prime Minister/ Minister	Employee of a Ministry/ PMU/Consultant on WBG Project	Local Govt.	Bilateral/ Multilateral Agency	Private Sector/ Financial Sector/ Private Bank	CSO	Media	Academia	Other
Staff too inaccessible	0.0%	4.5%	10.0%	16.7%	5.3%	0.0%	0.0%	8.3%	11.1%
Not collaborating enough with stakeholders outside the Government*	13.0%	0.0%	0.0%	11.1%	15.8%	75.0%	16.7%	16.7%	0.0%
Its advice and strategies do not lend themselves to practical problem solving	8.7%	0.0%	0.0%	16.7%	0.0%	0.0%	0.0%	8.3%	0.0%
Not enough public disclosure of its work	47.8%	31.8%	60.0%	22.2%	63.2%	37.5%	66.7%	25.0%	44.4%
Arrogant in its approach	4.3%	4.5%	0.0%	0.0%	0.0%	0.0%	0.0%	8.3%	0.0%
Not client focused	0.0%	0.0%	10.0%	5.6%	0.0%	0.0%	0.0%	0.0%	0.0%
Lack of credibility of its knowledge/data	0.0%	0.0%	0.0%	0.0%	0.0%	0.0%	0.0%	0.0%	0.0%
World Bank Group's processes too complex	34.8%	36.4%	20.0%	11.1%	31.6%	12.5%	16.7%	8.3%	22.2%
Too influenced by developed countries	26.1%	13.6%	10.0%	11.1%	5.3%	0.0%	8.3%	25.0%	11.1%
Imposing technocratic solutions without regard to political realities	4.3%	13.6%	0.0%	16.7%	15.8%	37.5%	16.7%	16.7%	22.2%
World Bank Group's processes too slow	26.1%	18.2%	30.0%	27.8%	26.3%	25.0%	16.7%	16.7%	44.4%
Not aligned with other donors' work*	0.0%	9.1%	0.0%	22.2%	0.0%	0.0%	0.0%	0.0%	0.0%
Not aligned with country priorities	0.0%	4.5%	0.0%	5.6%	0.0%	0.0%	0.0%	16.7%	11.1%
Other	0.0%	22.7%	10.0%	16.7%	0.0%	12.5%	16.7%	16.7%	22.2%
Don't know	8.7%	4.5%	10.0%	0.0%	5.3%	0.0%	8.3%	16.7%	0.0%

*Significantly different between stakeholder groups

Which World Bank Group's instruments do you believe are the MOST effective in reducing poverty in Ecuador? (Choose no more than TWO)

Percentage of Respondents (Responses combined)	Office of President/ Prime Minister/ Minister	Employee of a Ministry/ PMU/Consultant on WBG Project	Local Govt.	Bilateral/ Multilateral Agency	Private Sector/ Financial Sector/ Private Bank	CSO	Media	Academia	Other
Trust Fund management	8.7%	9.1%	0.0%	5.9%	5.3%	0.0%	7.7%	0.0%	0.0%
Knowledge products/services	21.7%	13.6%	0.0%	29.4%	10.5%	0.0%	7.7%	25.0%	0.0%
Investment lending	69.6%	72.7%	80.0%	64.7%	89.5%	75.0%	84.6%	58.3%	70.0%
Technical assistance	56.5%	54.5%	90.0%	58.8%	68.4%	50.0%	69.2%	58.3%	70.0%
Capacity development*	26.1%	45.5%	0.0%	23.5%	15.8%	75.0%	23.1%	50.0%	60.0%
Other	0.0%	0.0%	10.0%	0.0%	0.0%	0.0%	0.0%	0.0%	0.0%
Don't know	4.3%	0.0%	10.0%	5.9%	0.0%	0.0%	0.0%	0.0%	0.0%

*Significantly different between stakeholder groups

To what extent do you believe that the World Bank Group's work and support help the poorest in Ecuador? (Select only ONE response)

Percentage of Respondents	Office of President/ Prime Minister/ Minister	Employee of a Ministry/ PMU/Consultant on WBG Project	Local Govt.	Bilateral/ Multilateral Agency	Private Sector/ Financial Sector/ Private Bank	CSO	Media	Academia	Other
To a fully sufficient degree	0.0%	0.0%	10.0%	0.0%	5.3%	0.0%	0.0%	8.3%	0.0%
To a somewhat sufficient degree	21.7%	47.8%	40.0%	29.4%	0.0%	12.5%	25.0%	8.3%	20.0%
To a somewhat insufficient degree	43.5%	34.8%	10.0%	52.9%	52.6%	50.0%	50.0%	41.7%	60.0%
To a very insufficient degree	8.7%	13.0%	20.0%	5.9%	10.5%	0.0%	8.3%	25.0%	10.0%
Don't know	26.1%	4.3%	20.0%	11.8%	31.6%	37.5%	16.7%	16.7%	10.0%

**B. Overall Attitudes toward the World Bank Group (continued)**

To what extent do you agree with the following statements about the World Bank Group's work in Ecuador? (1-Strongly disagree, 10-Strongly agree)

	Office of President/ Prime Minister/ Minister			Employee of a Ministry/ PMU/ Consultant on WBG Project			Local Govt.			Bilateral/ Multilateral Agency			Private Sector/ Financial Sector/ Private Bank			CSO			Media			Academia			Other		
	N	Mean	SD	N	Mean	SD	N	Mean	SD	N	Mean	SD	N	Mean	SD	N	Mean	SD	N	Mean	SD	N	Mean	SD	N	Mean	SD
Overall the World Bank Group currently plays a relevant role in development in Ecuador	20	6.15	1.66	21	6.90	2.26	8	7.00	2.56	16	6.56	2.03	19	5.68	1.97	8	5.63	2.20	12	6.25	1.66	12	6.33	1.97	10	6.00	2.58
The World Bank Group's work is aligned with what I consider the development priorities for Ecuador	18	6.78	1.56	22	7.50	2.18	9	7.56	2.79	17	7.06	1.75	18	6.78	1.66	6	7.33	1.37	12	6.67	1.83	12	6.42	1.98	10	6.90	3.00
The World Bank Group supports Ecuador's efforts to reduce social exclusion	19	6.74	1.48	20	7.65	2.35	7	7.86	3.24	14	7.00	1.62	19	6.37	2.06	6	6.67	1.97	11	6.64	2.11	11	6.82	1.66	6	6.50	2.59
The World Bank Group treats clients and stakeholders in Ecuador with respect	17	8.82	1.24	21	8.67	2.44	7	8.29	3.30	15	8.47	2.39	19	8.47	1.81	7	7.43	1.72	11	8.09	2.12	11	8.27	1.62	6	9.17	1.17
The World Bank Group is an organization that does not represent a particular ideological perspective in Ecuador	15	6.80	2.91	21	7.57	2.87	8	8.75	3.15	16	6.44	3.14	18	8.17	1.95	8	7.38	2.67	11	6.45	2.25	12	6.42	2.68	8	5.13	3.31
The World Bank Group is an organization that is not overly influenced by any particular country	17	6.41	2.60	18	6.78	3.14	7	7.29	3.30	16	5.63	2.78	15	6.87	2.10	7	5.71	0.76	11	4.91	1.92	12	6.08	2.91	8	6.38	2.67
The World Bank Group respects the positions, views and demands of the government of Ecuador	18	7.89	1.32	22	7.95	2.42	7	8.00	3.32	13	7.23	2.52	15	7.53	2.00	8	7.50	1.51	12	6.58	2.11	12	7.50	1.51	9	7.22	2.73
The World Bank Group listens and takes into account your views	18	7.67	2.00	21	8.24	2.55	8	8.13	3.09	12	6.17	3.16	14	7.86	2.18	8	6.38	3.02	9	6.33	2.18	10	6.00	2.67	8	6.50	3.66

	Office of President/ Prime Minister/ Minister			Employee of a Ministry/ PMU/ Consultant on WBG Project			Local Govt.			Bilateral/ Multilateral Agency			Private Sector/ Financial Sector/ Private Bank			CSO			Media			Academia			Other		
	N	Mean	SD	N	Mean	SD	N	Mean	SD	N	Mean	SD	N	Mean	SD	N	Mean	SD	N	Mean	SD	N	Mean	SD	N	Mean	SD
When considering the national development needs in Ecuador, to what extent does the combination of financial, knowledge and convening services that the World Bank Group currently provides in Ecuador meet the national development needs of Ecuador?	20	7.40	0.94	22	7.09	2.07	9	7.56	2.55	13	6.46	1.76	18	6.28	1.71	8	6.00	1.77	12	6.25	1.54	12	6.33	1.61	9	5.78	2.44

(1-To no degree at all, 10-To a very significant degree)

**B. Overall Attitudes toward the World Bank Group (continued)**

To what extent is the World Bank Group an effective development partner in Ecuador, in terms of each of the following? (1-To no degree at all, 10-To a very significant degree)

	How much do you agree with the following statements? (1 = Not at all, 5 = A very significant degree)																										
	Office of President/ Prime Minister/ Minister			Employee of a Ministry/ PMU/ Consultant on WBG Project			Local Govt.			Bilateral/ Multilateral Agency			Private Sector/ Financial Sector/ Private Bank			CSO			Media			Academia			Other		
	N	Mean	SD	N	Mean	SD	N	Mean	SD	N	Mean	SD	N	Mean	SD	N	Mean	SD	N	Mean	SD	N	Mean	SD	N	Mean	SD
Responsiveness*	20	6.80	1.58	20	7.55	2.16	8	7.63	2.50	15	5.87	1.96	15	5.87	1.85	6	5.33	1.75	11	6.27	1.19	10	6.30	2.21	9	5.44	2.24
Flexibility (in terms of the institution's products and services)	19	6.00	1.80	20	7.35	2.03	8	7.13	2.30	14	5.64	1.95	14	5.86	1.66	4	5.50	1.73	10	5.70	1.42	11	6.18	1.94	7	6.29	2.81
Flexibility (in terms of changing country circumstances)	19	6.42	1.50	21	7.48	1.97	7	7.43	2.57	14	6.07	1.94	16	6.56	1.67	6	6.67	1.37	10	5.80	1.23	11	6.18	2.09	9	5.56	3.09
Being inclusive	17	7.24	1.48	18	7.89	2.17	8	7.75	2.87	13	6.92	1.89	13	7.15	1.63	7	6.00	2.52	10	6.00	1.49	11	6.18	2.27	8	6.38	2.33
Openness (sharing data and other information)	20	7.60	1.27	22	8.27	2.25	8	8.00	2.93	13	7.15	1.86	15	7.60	1.80	6	6.33	1.75	11	6.45	2.30	10	6.70	2.21	8	7.13	3.18
Staff accessibility	20	8.25	1.25	22	8.18	2.42	9	7.56	3.50	14	7.00	2.54	17	7.47	1.66	7	6.71	2.56	11	6.36	1.69	11	6.91	2.43	7	6.86	3.48
Straightforwardness and honesty	19	8.37	1.61	21	8.62	2.09	9	8.44	2.88	14	7.93	1.54	16	8.38	1.15	7	8.14	1.77	11	6.91	2.07	11	7.82	1.47	7	6.29	2.98
Ease of access to the people at the World Bank Group who are making decisions important to my work	19	8.05	1.27	20	7.80	2.84	9	7.56	3.32	16	7.00	2.56	15	7.67	2.29	5	6.20	2.86	9	6.33	1.80	11	5.64	2.62	8	6.00	4.00
Collaboration with civil society	13	6.31	2.18	15	7.07	2.63	8	6.50	3.25	13	6.46	2.40	17	7.06	2.01	7	6.57	2.57	11	6.45	2.02	11	6.00	2.45	6	5.00	3.52
Collaboration with the Government	20	7.85	1.23	19	8.16	2.17	8	7.88	2.90	13	8.00	1.73	15	7.87	1.41	7	8.14	1.77	13	7.46	1.81	11	7.55	1.57	8	7.50	2.27
Collaboration with other donors and development partners	14	7.21	1.31	12	7.58	2.57	7	7.43	2.99	16	6.75	2.49	12	7.25	2.14	7	7.57	1.72	10	6.70	1.89	7	7.00	1.91	5	7.60	2.19
Collaboration with the private sector	8	6.88	2.03	9	7.11	2.47	8	7.38	2.56	9	7.56	1.67	19	6.74	2.56	7	6.57	2.07	12	7.67	1.50	9	7.44	1.42	5	6.60	2.30
The speed in which it gets things accomplished on the ground	17	6.24	2.02	16	6.69	2.41	9	7.56	2.40	12	6.08	1.83	16	5.38	2.19	7	6.00	1.83	12	5.50	2.07	9	5.33	2.12	9	5.33	2.12
Being a long-term partner	18	8.22	1.52	19	8.16	2.39	9	8.33	2.87	13	7.85	1.91	16	8.31	1.66	7	6.86	2.27	11	7.18	1.60	9	6.44	2.60	9	7.11	2.03

*Significantly different between stakeholder groups

To be a more effective development partner in Ecuador, do you believe that the World Bank Group should have... ? (Select only ONE response)

Percentage of Respondents	Office of President/ Prime Minister/ Minister	Employee of a Ministry/ PMU/Consultant on WBG Project	Local Govt.	Bilateral/ Multilateral Agency	Private Sector/ Financial Sector/ Private Bank	CSO	Media	Academia	Other
More local presence	69.6%	91.3%	50.0%	66.7%	89.5%	100.0%	84.6%	100.0%	80.0%
The current level of local presence is adequate	13.0%	4.3%	30.0%	16.7%	0.0%	0.0%	0.0%	0.0%	10.0%
Less local presence	0.0%	4.3%	10.0%	0.0%	0.0%	0.0%	7.7%	0.0%	10.0%
Don't know	17.4%	0.0%	10.0%	16.7%	10.5%	0.0%	7.7%	0.0%	0.0%



C. World Bank Group's Effectiveness and Results

How EFFECTIVE do you believe the World Bank Group is in terms of the work it does in the following areas of development in Ecuador? (1-Not effective at all, 10-Very effective)

	Office of President/ Prime Minister/ Minister			Employee of a Ministry/ PMU/ Consultant on WBG Project			Local Govt.			Bilateral/ Multilateral Agency			Private Sector/ Financial Sector/ Private Bank			CSO			Media			Academia			Other		
	N	Mean	SD	N	Mean	SD	N	Mean	SD	N	Mean	SD	N	Mean	SD	N	Mean	SD	N	Mean	SD	N	Mean	SD	N	Mean	SD
Transport and public works	6	7.50	1.38	10	8.10	2.69	8	7.75	2.43	6	8.00	.63	8	7.13	1.89				6	6.33	1.37	5	7.00	2.55	5	7.00	2.35
Law and justice	1	7.00		1	2.00		4	5.50	3.32	2	5.00	2.83	4	5.00	2.58	1	8.00		5	5.80	0.84	7	5.86	2.67	1	3.00	
Urban development	7	7.86	0.69	7	6.86	2.79	8	8.00	2.39	9	7.44	1.59	6	7.00	2.76	2	9.00	1.41	10	6.60	2.01	10	6.90	2.42	5	6.60	1.82
Environmental sustainability and climate change	11	7.91	0.94	12	7.08	2.87	7	7.29	3.25	11	7.00	2.14	10	7.30	1.64	4	7.75	2.63	10	7.00	1.56	10	6.80	3.01	4	6.75	1.89
Poverty reduction	15	7.80	1.15	16	7.44	2.71	7	7.29	3.04	16	7.31	1.70	12	6.58	1.44	4	8.00	1.83	11	6.64	1.86	11	6.27	2.24	7	6.71	1.80
Equality of opportunity	10	7.70	2.11	10	6.90	3.31	6	6.50	3.15	11	6.55	2.38	10	6.80	1.62	3	7.00	3.00	10	6.80	1.62	11	6.27	2.05	6	6.00	2.00
Private sector development and financial markets	9	6.56	1.94	8	6.25	2.71	6	6.33	2.94	9	7.78	.83	12	6.08	2.02	5	6.20	2.05	8	6.50	1.60	10	7.10	2.23	3	5.67	1.53
Water and sanitation	10	7.90	1.85	11	7.55	2.50	5	7.40	3.78	13	7.54	1.81	8	7.25	2.05	2	6.00	2.83	11	7.64	1.69	11	6.91	2.21	6	6.67	0.82
Disaster management	7	8.00	1.41	12	7.25	2.86	6	7.17	3.31	8	7.00	2.14	6	6.83	1.83	2	6.50	2.12	9	6.78	2.17	7	7.43	2.23	5	6.20	2.17
Public sector governance/Public administration	12	7.42	1.93	13	7.23	2.45	6	7.17	2.71	11	7.55	1.92	9	6.78	1.39	5	6.20	2.17	8	6.13	1.89	10	6.80	1.48	4	4.50	1.29
Job creation/employment	8	5.63	2.67	7	5.14	2.85	4	5.50	3.11	7	7.00	1.83	5	6.40	1.82	1	9.00		7	4.57	1.51	8	6.13	2.10	6	5.00	1.79
Health and nutrition	9	7.11	2.47	9	6.56	2.70	4	5.50	3.11	7	7.00	2.52	4	6.50	1.91	2	8.50	0.71	9	6.78	1.64	8	6.50	2.39	5	5.60	2.19
Rural and agricultural development	7	7.29	2.36	8	5.38	2.83	5	5.80	3.11	7	7.57	2.37	7	6.57	1.13	3	8.33	0.58	9	6.78	1.64	8	5.50	2.83	3	5.33	3.51
Education	11	8.18	0.87	12	6.92	2.35	4	5.00	2.94	8	7.88	1.89	6	7.67	1.75	4	6.50	2.65	8	6.63	1.85	11	6.18	1.89	5	6.40	2.61
Social protection	8	7.38	2.45	8	6.50	3.55	4	4.75	2.99	8	8.00	2.27	2	5.00	0.00	1	9.00		7	5.14	1.68	8	5.00	2.20	2	3.00	1.41

	Office of President/ Prime Minister/ Minister			Employee of a Ministry/ PMU/ Consultant on WBG Project			Local Govt.			Bilateral/ Multilateral Agency			Private Sector/ Financial Sector/ Private Bank			CSO			Media			Academia			Other		
	N	Mean	SD	N	Mean	SD	N	Mean	SD	N	Mean	SD	N	Mean	SD	N	Mean	SD	N	Mean	SD	N	Mean	SD	N	Mean	SD
To what extent does the World Bank Group's work help to achieve development results in Ecuador?	18	6.89	1.57	22	7.27	2.12	9	6.78	2.54	16	6.69	1.74	19	6.26	1.69	5	6.80	2.59	12	6.33	1.67	12	6.25	2.26	10	6.20	2.62

(1-To no degree at all, 10-To a very significant degree)

To what extent do you agree with the following statements about the World Bank Group in Ecuador? (1-Strongly disagree, 10-Strongly agree)

	Office of President/ Prime Minister/ Minister			Employee of a Ministry/ PMU/ Consultant on WBG Project			Local Govt.			Bilateral/ Multilateral Agency			Private Sector/ Financial Sector/ Private Bank			CSO			Media			Academia			Other		
	N	Mean	SD	N	Mean	SD	N	Mean	SD	N	Mean	SD	N	Mean	SD	N	Mean	SD	N	Mean	SD	N	Mean	SD	N	Mean	SD
The World Bank Group's financial instruments meet the needs of Ecuador	20	7.10	1.12	21	7.05	2.22	9	7.67	2.69	15	6.53	1.30	17	6.12	1.83	4	4.75	2.99	13	6.15	1.91	11	6.00	2.28	8	6.50	2.27
The World Bank Group meets Ecuador's needs for knowledge services	18	7.78	1.00	22	7.09	2.18	8	7.25	2.66	17	6.71	1.57	17	7.12	1.62	7	5.43	2.23	13	6.54	1.71	12	6.33	1.97	9	7.11	2.37



D. The World Bank Group's Knowledge Work and Activities

How frequently do you consult World Bank Group's knowledge work and activities in the work you do?*

Percentage of Respondents	Office of President/ Prime Minister/ Minister	Employee of a Ministry/ PMU/Consultant on WBG Project	Local Govt.	Bilateral/ Multilateral Agency	Private Sector/ Financial Sector/ Private Bank	CSO	Media	Academia	Other
Weekly	4.3%	17.4%	20.0%	11.1%	5.3%	0.0%	7.7%	9.1%	0.0%
Monthly	21.7%	26.1%	30.0%	5.6%	0.0%	0.0%	15.4%	9.1%	40.0%
A few times a year	65.2%	43.5%	30.0%	72.2%	42.1%	50.0%	46.2%	54.5%	40.0%
Rarely	8.7%	13.0%	10.0%	5.6%	52.6%	50.0%	30.8%	27.3%	20.0%
Never	0.0%	0.0%	10.0%	5.6%	0.0%	0.0%	0.0%	0.0%	0.0%

*Significantly different between stakeholder groups

In Ecuador, to what extent do you believe that the World Bank Group's knowledge work and activities: (1-To no degree at all, 10-To a very significant degree)

	Office of President/ Prime Minister/ Minister			Employee of a Ministry/ PMU/Consultant on WBG Project			Local Govt.			Bilateral/ Multilateral Agency			Private Sector/ Financial Sector/ Private Bank			CSO			Media			Academia			Other		
	N	Mean	SD	N	Mean	SD	N	Mean	SD	N	Mean	SD	N	Mean	SD	N	Mean	SD	N	Mean	SD	N	Mean	SD	N	Mean	SD
Are timely	21	7.05	1.53	23	7.57	1.90	8	7.50	1.77	17	6.94	2.11	13	6.08	2.06	8	7.00	2.20	12	6.75	2.09	11	6.91	1.87	9	6.67	2.92
Lead to practical solutions	22	7.23	1.31	23	7.57	2.06	8	7.13	1.73	16	7.00	2.00	15	6.33	2.32	8	6.88	2.17	10	6.90	1.91	11	6.00	2.41	9	6.11	3.10
Are accessible (well written and easy to understand)	22	7.86	1.13	23	7.65	1.99	9	7.11	1.90	16	7.25	1.65	13	7.08	1.38	7	5.86	2.79	12	6.92	2.31	10	7.50	1.72	9	7.44	2.35
Are translated enough into local language	21	7.95	1.02	22	7.59	2.30	7	7.43	2.64	15	8.00	2.48	11	7.45	2.02	7	6.43	3.10	11	6.91	2.39	10	7.80	1.48	9	7.78	1.39
Are adaptable to Ecuador's specific development challenges and country circumstances	21	7.52	1.25	22	7.68	1.84	8	7.25	2.12	14	7.29	1.86	14	6.71	2.33	7	6.29	2.87	11	6.82	2.04	11	6.18	2.14	9	7.22	2.17

	Office of President/ Prime Minister/ Minister			Employee of a Ministry/ PMU/Consultant on WBG Project			Local Govt.			Bilateral/Multilateral Agency			Private Sector/ Financial Sector/ Private Bank			CSO			Media			Academia			Other		
	N	Mean	SD	N	Mean	SD	N	Mean	SD	N	Mean	SD	N	Mean	SD	N	Mean	SD	N	Mean	SD	N	Mean	SD	N	Mean	SD
Overall, how significant a contribution do you believe the World Bank Group's knowledge work and activities make to development results in your country?	22	7.41	1.59	22	7.55	2.04	9	7.22	2.11	16	7.94	1.77	18	6.56	2.12	6	7.67	1.86	13	7.23	1.88	10	6.60	2.27	9	7.33	2.45
Overall, how would you rate the technical quality of the World Bank Group's knowledge work and activities?	23	8.17	0.83	23	8.17	1.83	9	7.78	2.33	16	8.00	1.67	15	8.33	1.05	8	7.13	1.64	12	7.83	2.08	11	6.73	1.90	10	8.20	1.69

(1-Not significant at all, 10-Very significant; 1-Very low technical quality, 10-Very high technical quality)

Have you read/consulted the most recent LAC Flagship Report: [Better Neighbors: Toward a Renewal of Economic Integration in Latin America]?

Percentage of Respondents	Office of President/ Prime Minister/ Minister	Employee of a Ministry/ PMU/Consultant on WBG Project	Local Govt.	Bilateral/ Multilateral Agency	Private Sector/ Financial Sector/ Private Bank	CSO	Media	Academia	Other
Yes	8.7%	8.7%	20.0%	11.1%	10.5%	12.5%	38.5%	27.3%	33.3%
No	91.3%	91.3%	80.0%	88.9%	89.5%	87.5%	61.5%	72.7%	66.7%

**D. The World Bank Group's Knowledge Work and Activities (continued)**

	Office of President/ Prime Minister/ Minister			Employee of a Ministry/ PMU/Consultant on WBG Project			Local Govt.			Bilateral/Multilateral Agency			Private Sector/ Financial Sector/ Private Bank			CSO			Media			Academia			Other		
	N	Mean	SD	N	Mean	SD	N	Mean	SD	N	Mean	SD	N	Mean	SD	N	Mean	SD	N	Mean	SD	N	Mean	SD	N	Mean	SD
To what extent do you believe this Flagship Report raised substantive new information and insight that you were not aware of prior to reading?	3	6.33	3.79	4	8.75	0.96	3	3.67	3.79	1	8.00		3	7.67	2.52	2	8.50	2.12	6	6.83	2.04	3	7.00	1.00	4	7.75	0.96
To what extent do you believe this Flagship Report provided you with useful information in terms of the work you do?	4	5.50	2.52	4	8.75	0.96	2	5.00	4.24	1	9.00		3	7.67	1.53	2	8.00	1.41	6	7.00	2.28	3	7.33	1.53	4	8.00	1.41

(1-To no degree at all, 10-To a very significant degree)

E. Working with the World Bank Group

To what extent do you agree/disagree with the following statements? (1-Strongly disagree, 10-Strongly agree)

	Office of President/ Prime Minister/ Minister			Employee of a Ministry/ PMU/Consultant on WBG Project			Local Govt.			Bilateral/Multilateral Agency			Private Sector/ Financial Sector/ Private Bank			CSO			Media			Academia			Other		
	N	Mean	SD	N	Mean	SD	N	Mean	SD	N	Mean	SD	N	Mean	SD	N	Mean	SD	N	Mean	SD	N	Mean	SD	N	Mean	SD
The World Bank Group disburses funds promptly	13	7.31	1.55	18	7.50	2.71	8	7.25	2.12	10	6.20	2.15	13	5.31	2.53	2	6.50	0.7	9	5.78	1.72	9	7.22	1.72	7	6.14	2.12
The World Bank Group effectively monitors and evaluates the projects and programs it supports	17	7.41	1.42	18	8.39	1.72	9	7.78	2.39	13	7.92	1.85	15	7.33	1.63	4	7.25	2.22	12	6.67	2.74	11	6.91	1.38	9	7.44	1.13
The World Bank Group's approvals and reviews are done in a timely fashion*	15	7.27	1.22	18	8.00	1.68	9	7.11	1.90	10	7.00	1.15	11	6.00	2.24	5	6.80	1.30	9	6.33	1.94	7	7.29	1.60	6	5.17	1.17
The World Bank Group's "Safeguard Policy" requirements are reasonable	11	7.27	2.33	15	7.07	1.94	7	7.14	2.79	10	6.70	2.54	6	6.67	2.34	3	6.67	3.06	7	6.43	1.40	5	7.00	1.87	4	5.50	2.38
The World Bank Group takes decisions quickly in Ecuador	14	7.21	1.48	18	7.78	2.07	8	7.38	2.50	12	6.25	2.18	10	5.70	2.26	4	7.00	1.83	8	5.50	1.51	10	6.00	2.05	8	6.50	2.07
Working with the World Bank Group contributes to strengthening Ecuador's institutional capacity	18	7.33	1.64	22	7.64	2.36	8	7.50	2.27	16	7.06	1.77	12	6.83	1.95	6	7.83	1.60	12	7.08	1.62	10	6.90	2.18	9	7.22	1.92
Where country systems are adequate, the World Bank Group makes appropriate use of them	15	7.33	1.45	13	7.38	2.10	5	7.20	3.03	7	5.57	2.51	5	7.20	0.45	5	7.40	1.34	6	5.67	2.16	6	7.50	2.17	5	7.20	0.84
The World Bank Group provides effective implementation support	17	7.65	1.66	17	7.88	2.06	8	8.00	2.20	13	7.00	2.38	11	7.27	1.27	6	7.50	1.87	9	6.78	2.17	10	7.40	1.43	8	7.38	0.52

*Significantly different between stakeholder groups

	Office of President/ Prime Minister/ Minister			Employee of a Ministry/ PMU/Consultant on WBG Project			Local Govt.			Bilateral/Multilateral Agency			Private Sector/ Financial Sector/ Private Bank			CSO			Media			Academia			Other		
	N	Mean	SD	N	Mean	SD	N	Mean	SD	N	Mean	SD	N	Mean	SD	N	Mean	SD	N	Mean	SD	N	Mean	SD	N	Mean	SD
To what extent do you believe that the World Bank Group's work helps to find solutions that promote private public partnerships in Ecuador?	16	7.44	0.81	18	7.39	2.33	9	6.67	2.24	11	6.64	2.42	10	6.90	1.60	5	7.20	1.10	11	6.36	0.92	10	6.90	2.13	7	5.71	1.89

(1-To no degree at all, 10-To a very significant degree)

**F. Recent Trends and the Future Role of the World Bank Group in Ecuador**

	Office of President/ Prime Minister/ Minister			Employee of a Ministry/ PMU/Consultant on WBG Project			Local Govt.			Bilateral/Multilateral Agency			Private Sector/ Financial Sector/ Private Bank			CSO			Media			Academia			Other		
	N	Mean	SD	N	Mean	SD	N	Mean	SD	N	Mean	SD	N	Mean	SD	N	Mean	SD	N	Mean	SD	N	Mean	SD	N	Mean	SD
In the last three years, to what extent do you believe that the World Bank Group has moved in the right direction in terms of the focus of its work in Ecuador?	19	7.58	1.26	18	7.94	1.83	9	8.22	1.79	16	7.19	2.01	15	6.20	2.01	7	6.57	1.51	9	6.78	2.05	11	6.64	2.01	8	7.13	1.25

(1-To no degree at all, 10-To a very significant degree)

	Office of President/ Prime Minister/ Minister			Employee of a Ministry/ PMU/Consultant on WBG Project			Local Govt.			Bilateral/Multilateral Agency			Private Sector/ Financial Sector/ Private Bank			CSO			Media			Academia			Other		
	N	Mean	SD	N	Mean	SD	N	Mean	SD	N	Mean	SD	N	Mean	SD	N	Mean	SD	N	Mean	SD	N	Mean	SD	N	Mean	SD
How significant a role do you believe that international development cooperation SHOULD play in Ecuador's development in the near future?	23	9.35	0.78	21	9.19	1.40	8	9.50	0.76	18	8.72	1.36	18	9.17	0.92	8	9.50	0.76	13	8.85	1.82	12	8.42	2.02	10	8.50	1.58

(1-Not a significant role at all, 10-Very significant role)

Which of the following SHOULD the World Bank Group do to make itself of greater value in Ecuador? (Choose no more than TWO)

Percentage of Respondents (Responses combined)	Office of President/ Prime Minister/ Minister	Employee of a Ministry/ PMU/Consultant on WBG Project	Local Govt.	Bilateral/ Multilateral Agency	Private Sector/ Financial Sector/ Private Bank	CSO	Media	Academia	Other
Provide more adequate data/knowledge/ statistics/figures on Ecuador's economy	34.8%	8.7%	20.0%	33.3%	15.8%	12.5%	46.2%	33.3%	10.0%
Ensure greater selectivity in its work	4.3%	13.0%	10.0%	0.0%	0.0%	0.0%	0.0%	16.7%	0.0%
Offer more innovative financial products	52.2%	30.4%	10.0%	33.3%	31.6%	37.5%	7.7%	8.3%	40.0%
Improve the competitiveness of its financing compared to markets	8.7%	8.7%	0.0%	5.6%	21.1%	0.0%	23.1%	0.0%	20.0%
Reach out more to groups outside of Government*	13.0%	13.0%	60.0%	11.1%	36.8%	50.0%	61.5%	25.0%	20.0%
Work faster	4.3%	4.3%	10.0%	0.0%	15.8%	0.0%	7.7%	8.3%	0.0%
Improve the quality of its experts as related to Ecuador's specific challenges	8.7%	26.1%	0.0%	11.1%	10.5%	12.5%	7.7%	33.3%	0.0%
Offer more innovative knowledge services	0.0%	8.7%	10.0%	5.6%	10.5%	0.0%	7.7%	16.7%	10.0%
Collaborate more effectively with Government clients	0.0%	21.7%	20.0%	27.8%	10.5%	12.5%	15.4%	8.3%	40.0%
Increase the level of capacity development in the country	39.1%	30.4%	20.0%	44.4%	10.5%	50.0%	7.7%	33.3%	20.0%
Reduce the complexity of obtaining World Bank Group financing	21.7%	17.4%	40.0%	5.6%	26.3%	25.0%	7.7%	16.7%	40.0%
Increase availability of Reimbursable Advisory Services (RAS)	0.0%	8.7%	0.0%	0.0%	10.5%	0.0%	0.0%	0.0%	0.0%
Other	4.3%	4.3%	0.0%	16.7%	0.0%	0.0%	0.0%	8.3%	0.0%

*Significantly different between stakeholder groups



G. Communication and Information Sharing

How do you get most of your information about economic and social development issues in Ecuador? (Choose no more than TWO)

Percentage of Respondents (Responses combined)	Office of President/ Prime Minister/ Minister	Employee of a Ministry/ PMU/Consultant on WBG Project	Local Govt.	Bilateral/ Multilateral Agency	Private Sector/ Financial Sector/ Private Bank	CSO	Media	Academia	Other
Periodicals	56.5%	69.6%	40.0%	52.9%	73.7%	25.0%	61.5%	91.7%	80.0%
International newspapers	17.4%	21.7%	10.0%	5.9%	5.3%	0.0%	0.0%	8.3%	0.0%
Local radio	0.0%	8.7%	10.0%	0.0%	0.0%	0.0%	7.7%	0.0%	0.0%
International radio	0.0%	0.0%	0.0%	0.0%	0.0%	0.0%	0.0%	0.0%	0.0%
Local television	8.7%	8.7%	0.0%	0.0%	5.3%	0.0%	0.0%	0.0%	0.0%
International television	4.3%	0.0%	0.0%	0.0%	5.3%	12.5%	0.0%	0.0%	0.0%
Local newspapers*	26.1%	8.7%	20.0%	29.4%	42.1%	0.0%	46.2%	0.0%	30.0%
Internet*	39.1%	65.2%	70.0%	70.6%	36.8%	87.5%	30.8%	66.7%	50.0%
Social media	26.1%	8.7%	10.0%	29.4%	21.1%	25.0%	15.4%	0.0%	0.0%
Other	13.0%	4.3%	0.0%	5.9%	0.0%	12.5%	7.7%	16.7%	20.0%

*Significantly different between stakeholder groups

How would you prefer to obtain information from the World Bank Group? (Choose no more than TWO)

Percentage of Respondents (Responses combined)	Office of President/ Prime Minister/ Minister	Employee of a Ministry/ PMU/Consultant on WBG Project	Local Govt.	Bilateral/ Multilateral Agency	Private Sector/ Financial Sector/ Private Bank	CSO	Media	Academia	Other
Direct contact with World Bank Group*	30.4%	26.1%	90.0%	33.3%	31.6%	0.0%	46.2%	33.3%	30.0%
e-Newsletters	60.9%	52.2%	30.0%	50.0%	52.6%	50.0%	46.2%	41.7%	10.0%
World Bank Group's seminars/workshops/conferences	34.8%	60.9%	50.0%	50.0%	47.4%	37.5%	38.5%	58.3%	40.0%
World Bank Group's publications and other written materials	43.5%	21.7%	10.0%	16.7%	26.3%	12.5%	7.7%	33.3%	30.0%
World Bank Group's website*	8.7%	26.1%	10.0%	22.2%	10.5%	37.5%	30.8%	25.0%	70.0%
Social media*	21.7%	4.3%	0.0%	16.7%	21.1%	50.0%	15.4%	0.0%	10.0%
Mobile phones	0.0%	4.3%	10.0%	0.0%	5.3%	12.5%	0.0%	0.0%	0.0%
Other	0.0%	0.0%	0.0%	0.0%	0.0%	0.0%	0.0%	0.0%	0.0%

*Significantly different between stakeholder groups

Are you aware of the World Bank Group's Access to Information Policy under which the Bank will now disclose any information in its possession that is not on a list of exceptions?

Percentage of Respondents	Office of President/ Prime Minister/ Minister	Employee of a Ministry/ PMU/Consultant on WBG Project	Local Govt.	Bilateral/ Multilateral Agency	Private Sector/ Financial Sector/ Private Bank	CSO	Media	Academia	Other
Yes	8.7%	34.8%	11.1%	27.8%	5.6%	0.0%	16.7%	18.2%	33.3%
No	91.3%	65.2%	88.9%	72.2%	94.4%	100.0%	83.3%	81.8%	66.7%

Do you use/have used the World Bank Group website?

Percentage of Respondents	Office of President/ Prime Minister/ Minister	Employee of a Ministry/ PMU/Consultant on WBG Project	Local Govt.	Bilateral/ Multilateral Agency	Private Sector/ Financial Sector/ Private Bank	CSO	Media	Academia	Other
Yes	82.6%	91.3%	66.7%	83.3%	61.1%	85.7%	91.7%	100.0%	100.0%
No	17.4%	8.7%	33.3%	16.7%	38.9%	14.3%	8.3%	0.0%	0.0%

**G. Communication and Information Sharing (continued)**

Do you currently consult the World Bank Group social media sites (e.g., Facebook, blogs, Twitter, YouTube, Flickr)?

Percentage of Respondents	Office of President/ Prime Minister/ Minister	Employee of a Ministry/ PMU/Consultant on WBG Project	Local Govt.	Bilateral/ Multilateral Agency	Private Sector/ Financial Sector/ Private Bank	CSO	Media	Academia	Other
Yes	60.9%	34.8%	22.2%	33.3%	27.8%	12.5%	33.3%	27.3%	55.6%
No	39.1%	65.2%	77.8%	66.7%	72.2%	87.5%	66.7%	72.7%	44.4%

Please rate how much you agree with the following statements. (1-Strongly disagree, 10-Strongly agree)

	Office of President/ Prime Minister/ Minister			Employee of a Ministry/ PMU/Consultant on WBG Project			Local Govt.			Bilateral/Multilateral Agency			Private Sector/ Financial Sector/ Private Bank			CSO			Media			Academia			Other		
	N	Mean	SD	N	Mean	SD	N	Mean	SD	N	Mean	SD	N	Mean	SD	N	Mean	SD	N	Mean	SD	N	Mean	SD	N	Mean	SD
When I need information from the World Bank Group I know how to find it*	22	7.32	2.21	21	8.52	1.29	9	7.78	1.72	18	7.50	2.68	19	6.47	2.25	8	5.25	3.24	11	7.36	2.46	10	7.80	2.10	9	6.89	2.09
The World Bank Group's social media channels are valuable sources of information about the institution*	19	6.58	2.43	15	8.07	1.75	8	5.88	1.55	10	7.20	2.04	10	8.00	1.63	6	4.83	1.72	9	6.67	2.12	7	6.71	2.43	7	7.43	2.23
The World Bank Group is responsive to my information requests and inquiries	19	7.79	1.32	21	8.19	2.40	9	7.89	2.20	14	7.14	2.14	8	7.25	1.91	4	5.50	1.29	7	7.14	2.97	8	7.50	1.60	4	9.00	1.41

*Significantly different between stakeholder groups

H. Background Information

Which one of the following best describes your level of interaction with the World Bank Group (IBRD/IDA, IFC, or MIGA) in your country?* (Select only ONE response)

Percentage of Respondents	Office of President/ Prime Minister/ Minister	Employee of a Ministry/ PMU/Consultant on WBG Project	Local Govt.	Bilateral/ Multilateral Agency	Private Sector/ Financial Sector/ Private Bank	CSO	Media	Academia	Other
I currently collaborate with the World Bank Group	28.6%	39.1%	44.4%	11.1%	22.2%	0.0%	7.7%	8.3%	10.0%
I have previously collaborated with the World Bank Group	28.6%	17.4%	0.0%	50.0%	27.8%	57.1%	30.8%	66.7%	50.0%
Both of the above	23.8%	30.4%	22.2%	22.2%	22.2%	0.0%	7.7%	16.7%	0.0%
I have never collaborated with the World Bank Group	19.0%	13.0%	33.3%	16.7%	27.8%	42.9%	53.8%	8.3%	40.0%

*Significantly different between stakeholder groups

Which of the following agencies of the World Bank Group do you primarily engage with in Ecuador?* (Select only ONE response)

Percentage of Respondents	Office of President/ Prime Minister/ Minister	Employee of a Ministry/ PMU/Consultant on WBG Project	Local Govt.	Bilateral/ Multilateral Agency	Private Sector/ Financial Sector/ Private Bank	CSO	Media	Academia	Other
The World Bank (IBRD)	95.5%	100.0%	88.9%	100.0%	35.3%	50.0%	91.7%	81.8%	90.0%
The International Finance Corporation (IFC)	0.0%	0.0%	0.0%	0.0%	52.9%	33.3%	8.3%	0.0%	0.0%
Other	4.5%	0.0%	11.1%	0.0%	11.8%	16.7%	0.0%	18.2%	10.0%

*Significantly different between stakeholder groups

**H. Background Information (continued)**

Do your projects involve both the World Bank and IFC?

Percentage of Respondents	Office of President/ Prime Minister/ Minister	Employee of a Ministry/ PMU/Consultant on WBG Project	Local Govt.	Bilateral/ Multilateral Agency	Private Sector/ Financial Sector/ Private Bank	CSO	Media	Academia	Other
Yes	0.0%	13.0%	22.2%	11.1%	22.2%	14.3%	8.3%	16.7%	25.0%
No	100.0%	87.0%	77.8%	88.9%	77.8%	85.7%	91.7%	83.3%	75.0%

If yes, what was your view of how the two institutions work together in Ecuador? (Select only ONE response)

Percentage of Respondents	Office of President/ Prime Minister/ Minister	Employee of a Ministry/ PMU/Consultant on WBG Project	Local Govt.	Bilateral/ Multilateral Agency	Private Sector/ Financial Sector/ Private Bank	CSO	Media	Academia	Other
The two institutions work well together	0.0%	33.3%	50.0%	100.0%	25.0%	100.0%	100.0%	50.0%	100.0%
The way the two institutions work together needs improvement	0.0%	66.7%	50.0%	0.0%	25.0%	0.0%	0.0%	50.0%	0.0%
Don't know	0.0%	0.0%	0.0%	0.0%	50.0%	0.0%	0.0%	0.0%	0.0%

Which of the following describes most of your exposure to the World Bank Group in Ecuador? (Choose no more than TWO)

Percentage of Respondents (Responses combined)	Office of President/ Prime Minister/ Minister	Employee of a Ministry/ PMU/Consultant on WBG Project	Local Govt.	Bilateral/ Multilateral Agency	Private Sector/ Financial Sector/ Private Bank	CSO	Media	Academia	Other
Observer	18.2%	9.1%	22.2%	11.1%	27.8%	25.0%	0.0%	16.7%	30.0%
Use World Bank Group reports/data*	40.9%	22.7%	33.3%	44.4%	22.2%	37.5%	76.9%	66.7%	30.0%
Engage in World Bank Group related/sponsored events/activities	59.1%	50.0%	44.4%	55.6%	38.9%	62.5%	15.4%	58.3%	20.0%
Collaborate as part of my professional duties*	4.5%	40.9%	33.3%	44.4%	22.2%	0.0%	15.4%	16.7%	40.0%
Use World Bank Group website for information, data, research, etc.	27.3%	27.3%	11.1%	22.2%	22.2%	12.5%	61.5%	25.0%	20.0%

*Significantly different between stakeholder groups

What's your gender?

Percentage of Respondents	Office of President/ Prime Minister/ Minister	Employee of a Ministry/ PMU/Consultant on WBG Project	Local Govt.	Bilateral/ Multilateral Agency	Private Sector/ Financial Sector/ Private Bank	CSO	Media	Academia	Other
Female	39.1%	30.4%	30.0%	50.0%	21.1%	50.0%	46.2%	16.7%	30.0%
Male	60.9%	69.6%	70.0%	50.0%	78.9%	50.0%	53.8%	83.3%	70.0%



Appendix C: Responses to Indicator Questions by Geographic Location¹⁹

● Sierra (Andean highlands) N=110

● Costa (Coastal lowlands) N=28

B. Overall Attitudes toward the World Bank Group

Overall, please rate your impression of the effectiveness of these organizations in Ecuador.

(1-Not effective at all, 10-Extremely effective)

	Sierra (Andean highlands)			Costa (Coastal lowlands)		
	N	Mean	SD	N	Mean	SD
World Bank Group (WBG) [*]	99	6.88	2.01	24	7.38	1.91
Inter-American Development Bank (IDB/BID)	97	7.03	1.85	24	7.50	1.64
Latin American Development Bank (CAF)	91	7.11	2.09	22	7.55	2.04
European Investment Bank	46	5.20	2.41	17	5.59	2.50

^{*} Indicator response option. Other three response options in this question are not indicators.

To what extent do you agree with the following statements about the World Bank Group's work in Ecuador?

(1-Strongly disagree, 10-Strongly agree)

	Sierra (Andean highlands)			Costa (Coastal lowlands)		
	N	Mean	SD	N	Mean	SD
Overall the World Bank Group currently plays a relevant role in development in Ecuador	101	6.25	2.02	26	6.54	2.18
The World Bank Group's work is aligned with what I consider the development priorities for Ecuador	100	6.94	1.97	25	7.20	2.04
The World Bank Group treats clients and stakeholders in Ecuador with respect	92	8.48	1.92	23	8.43	2.35

¹⁹ All 138 respondents provided information about their geographic location. There were no respondents from Amazonia (Amazon).

**B. Overall Attitudes toward the World Bank Group (continued)**

To what extent is the World Bank Group an effective development partner in Ecuador, in terms of each of the following?
(1-To no degree at all, 10-To a very significant degree)

	Sierra (Andean highlands)			Costa (Coastal lowlands)		
	N	Mean	SD	N	Mean	SD
Responsiveness	92	6.35	1.97	23	7.00	2.13
Flexibility (in terms of the institution's products and services)	88	6.30	2.01	20	6.20	1.88
Flexibility (in terms of changing country circumstances)	93	6.47	2.01	21	6.76	1.76
Being inclusive	84	6.98	1.98	22	7.00	2.39
Openness (sharing data and other information)	90	7.49	2.06	24	7.25	2.45
Staff accessibility	94	7.39	2.36	25	7.72	2.15
Straightforwardness and honesty	93	8.01	1.89	23	8.17	2.21
Collaboration with civil society	82	6.35	2.48	20	7.10	2.13
Collaboration with the Government	89	7.82	1.69	26	7.92	2.10
Collaboration with other donors and development partners	71	7.30	2.06	20	6.90	2.31
Collaboration with the private sector	66	7.27	1.97	20	6.60	2.37
The speed in which it gets things accomplished on the ground	85	5.89	2.04	22	6.50	2.56
Being a long-term partner	89	7.74	2.10	23	7.91	2.04

C. World Bank Group's Effectiveness and Results

	Sierra (Andean highlands)			Costa (Coastal lowlands)		
	N	Mean	SD	N	Mean	SD
To what extent does the World Bank Group's work help to achieve development results in Ecuador?	101	6.62	1.97	23	6.83	2.01

(1-To no degree at all, 10-To a very significant degree)

To what extent do you agree with the following statements about the World Bank Group in Ecuador?
(1-Strongly disagree, 10-Strongly agree)

	Sierra (Andean highlands)			Costa (Coastal lowlands)		
	N	Mean	SD	N	Mean	SD
The World Bank Group's financial instruments meet the needs of Ecuador	95	6.44	1.96	24	7.21	1.98
The World Bank Group meets Ecuador's needs for knowledge services	98	6.94	1.90	26	6.92	1.90

D. The World Bank Group's Knowledge Work and Activities

In Ecuador, to what extent do you believe that the World Bank Group's knowledge work and activities:
(1-To no degree at all, 10-To a very significant degree)

	Sierra (Andean highlands)			Costa (Coastal lowlands)		
	N	Mean	SD	N	Mean	SD
Are adaptable to Ecuador's specific development challenges and country circumstances	95	7.06	1.96	23	7.35	2.04

**D. The World Bank Group's Knowledge Work and Activities (continued)**

	Sierra (Andean highlands)			Costa (Coastal lowlands)		
	N	Mean	SD	N	Mean	SD
Overall, how significant a contribution do you believe the World Bank Group's knowledge work and activities make to development results in your country?	101	7.27	1.93	25	7.44	2.10
Overall, how would you rate the technical quality of the World Bank Group's knowledge work and activities?	103	7.87	1.66	25	8.16	1.62

(1-Not significant at all, 10-Very significant; 1-Very low technical quality, 10-Very high technical quality)

E. Working with the World Bank Group

To what extent do you agree/disagree with the following statements? (1-Strongly disagree, 10-Strongly agree)

	Sierra (Andean highlands)			Costa (Coastal lowlands)		
	N	Mean	SD	N	Mean	SD
The World Bank Group takes decisions quickly in Ecuador	74	6.72	2.04	19	6.74	2.33
Where country systems are adequate, the World Bank Group makes appropriate use of them	50	6.88	1.85	17	7.35	2.18



Appendix D: Responses to Selected Questions by Level of Collaboration with the World Bank Group²⁰

This appendix presents comparative analysis of the data from those respondents who collaborate with the WBG vs. those respondents who do not collaborate with the WBG and covers the following selected questions from the FY 2018 Ecuador COS questionnaire: all 10-point scale questions and question B10 “When thinking about how the World Bank Group can have the most impact on development results in Ecuador, in which sectoral areas do you believe the World Bank Group should focus most of its resources (financial and knowledge services) in Ecuador?”

The level of collaboration with the WBG was assessed using question H3 “Which one of the following best describes your level of interaction with the World Bank Group (IBRD, IFC, or MIGA) in your country?” Response options “I currently collaborate with the World Bank Group” and “Both of the above (I currently collaborate and previously have collaborated with the World Bank Group)” were combined as “Currently Collaborating with the WBG” for data comparisons in this appendix. Response options “I have previously collaborated with the World Bank Group” and “I have never collaborated with the World Bank Group” were combined as “Not Collaborating with the WBG.”

● Currently Collaborating with the WBG N=53

● Not Collaborating with the WBG N=79

B. Overall Attitudes toward the World Bank Group

How familiar are you with the work of these organizations in Ecuador?

	Currently Collaborating with the WBG			Not Collaborating with the WBG		
	N	Mean	SD	N	Mean	SD
World Bank Group (WBG)*	53	7.96	1.66	79	7.15	2.38
Inter-American Development Bank (IDB/BID)	51	7.43	1.93	78	7.53	2.14
Latin American Development Bank (CAF)	51	7.22	1.89	78	7.12	2.59
European Investment Bank	51	4.39	2.86	78	4.08	2.38

(1-Not familiar at all, 10-Extremely familiar) *Significantly different between levels of collaboration

Overall, please rate your impression of the effectiveness of these organizations in Ecuador.

	Currently Collaborating with the WBG			Not Collaborating with the WBG		
	N	Mean	SD	N	Mean	SD
World Bank Group (WBG)*	48	7.58	1.90	71	6.54	1.96
Inter-American Development Bank (IDB/BID)	45	7.36	1.79	72	6.92	1.84
Latin American Development Bank (CAF)	42	7.40	1.98	66	7.03	2.17
European Investment Bank*	24	6.21	2.38	36	4.58	2.30

(1-Not effective at all, 10-Extremely effective) *Significantly different between levels of collaboration

	Currently Collaborating with the WBG			Not Collaborating with the WBG		
	N	Mean	SD	N	Mean	SD
To what extent do you believe the World Bank Group's staff is well prepared to help Ecuador solve its most complicated development challenges?	48	8.38	1.31	64	7.73	1.94

(1-To no degree at all, 10-To a very significant degree)

²⁰ 132 respondents provided information about their levels of collaboration with the World Bank Group, thus only these respondents were included in the analysis presented in this appendix.

**B. Overall Attitudes toward the World Bank Group (continued)**

When thinking about how the World Bank Group can have the most impact on development results in Ecuador, in which sectoral areas do you believe the World Bank Group should focus most of its resources (financial and knowledge services) in Ecuador? (Choose no more than THREE)

Percentage of Respondents (Responses combined)	Currently Collaborating with the WBG	Not Collaborating with the WBG
Social protection	5.7%	12.7%
Crime and violence	1.9%	1.3%
Transport and public works*	11.3%	1.3%
Global/regional integration	5.7%	10.1%
Equality of opportunity	15.1%	19.0%
Public sector governance/ Public administration	37.7%	43.0%
Health and nutrition	7.5%	12.7%
Rural and agricultural development	24.5%	22.8%
Foreign direct investment	5.7%	12.7%
Education	35.8%	31.6%
Energy	0.0%	0.0%
Job creation/employment	17.0%	27.8%
Urban development*	13.2%	0.0%
Private sector development and financial markets	13.2%	15.2%
Water and sanitation	17.0%	7.6%
Environmental sustainability and climate change*	17.0%	5.1%
Poverty reduction	34.0%	27.8%
Trade and exports	5.7%	8.9%
Economic growth	17.0%	19.0%
Law and justice	1.9%	5.1%
Natural resource management	5.7%	2.5%
Information and communications technology	1.9%	6.3%
Disaster management	5.7%	2.5%

*Significantly different between levels of collaboration

How EFFECTIVE do you believe the World Bank Group is in terms of the capacity building work it does in each of the following areas in Ecuador? (1-Not effective at all, 10-Very effective)

	Currently Collaborating with the WBG			Not Collaborating with the WBG		
	N	Mean	SD	N	Mean	SD
Project implementation (or other organizational strengthening)*	46	8.09	1.35	50	7.22	1.75
Citizen engagement (incorporating citizens' voices into development)*	27	6.81	2.04	36	5.36	2.31
Policy design (for clarity and better incentives to achieve development goals)*	35	7.49	1.72	44	6.55	1.91

*Significantly different between levels of collaboration

**B. Overall Attitudes toward the World Bank Group (continued)****To what extent do you agree with the following statements about the World Bank Group's work in Ecuador?***(1-Strongly disagree, 10-Strongly agree)*

	Currently Collaborating with the WBG			Not Collaborating with the WBG		
	N	Mean	SD	N	Mean	SD
Overall the World Bank Group currently plays a relevant role in development in Ecuador*	52	6.96	1.81	71	5.83	2.05
The World Bank Group's work is aligned with what I consider the development priorities for Ecuador*	51	7.55	1.74	70	6.53	2.06
The World Bank Group supports Ecuador's efforts to reduce social exclusion*	49	7.57	1.65	61	6.34	2.20
The World Bank Group treats clients and stakeholders in Ecuador with respect*	46	9.22	1.03	66	7.92	2.36
The World Bank Group is an organization that does not represent a particular ideological perspective in Ecuador*	48	7.98	2.51	68	6.50	2.87
The World Bank Group is an organization that is not overly influenced by any particular country*	42	7.07	2.63	68	5.74	2.45
The World Bank Group respects the positions, views and demands of the government of Ecuador*	45	8.38	1.34	67	6.90	2.37
The World Bank Group listens and takes into account your views*	49	8.41	1.62	56	6.09	3.02

**Significantly different between levels of collaboration*

	Currently Collaborating with the WBG			Not Collaborating with the WBG		
	N	Mean	SD	N	Mean	SD
When considering the national development needs in Ecuador, to what extent does the combination of financial, knowledge and convening services that the World Bank Group currently provides in Ecuador meet the national development needs of Ecuador?*	49	7.43	1.44	72	6.13	1.91

*(1-To no degree at all, 10-To a very significant degree)***Significantly different between levels of collaboration***To what extent is the World Bank Group an effective development partner in Ecuador, in terms of each of the following?***(1-To no degree at all, 10-To a very significant degree)*

	Currently Collaborating with the WBG			Not Collaborating with the WBG		
	N	Mean	SD	N	Mean	SD
Responsiveness*	50	7.18	1.91	61	5.82	1.94
Flexibility (in terms of the institution's products and services)*	49	6.86	1.80	56	5.73	2.03
Flexibility (in terms of changing country circumstances)*	48	7.15	1.68	62	5.97	2.05
Being inclusive*	45	7.76	1.63	58	6.31	2.18
Openness (sharing data and other information)*	52	8.02	1.55	59	6.88	2.48
Staff accessibility*	52	8.44	1.47	63	6.51	2.51
Straightforwardness and honesty*	50	8.48	1.52	62	7.58	2.18
Ease of access to the people at the World Bank Group who are making decisions important to my work*	49	8.37	1.56	60	6.05	2.83
Collaboration with civil society*	43	7.26	2.05	56	5.80	2.48
Collaboration with the Government*	48	8.40	1.33	63	7.32	1.94
Collaboration with other donors and development partners*	39	7.82	1.52	50	6.66	2.38
Collaboration with the private sector*	32	7.66	1.43	51	6.67	2.32
The speed in which it gets things accomplished on the ground*	43	6.81	1.79	60	5.33	2.22
Being a long-term partner*	45	8.44	1.56	63	7.22	2.29

**Significantly different between levels of collaboration*



C. World Bank Group's Effectiveness and Results

How EFFECTIVE do you believe the World Bank Group is in terms of the work it does in the following areas of development in Ecuador? (1-Not effective at all, 10-Very effective)

	Currently Collaborating with the WBG			Not Collaborating with the WBG		
	N	Mean	SD	N	Mean	SD
Transport and public works*	20	8.30	1.56	31	6.81	2.17
Law and justice	6	5.83	2.56	20	5.25	2.29
Urban development*	24	8.04	1.73	37	6.68	2.22
Environmental sustainability and climate change	34	7.68	1.70	44	6.82	2.49
Poverty reduction*	38	7.84	1.46	59	6.58	2.15
Equality of opportunity	27	7.41	2.24	49	6.35	2.22
Private sector development and financial markets	24	7.13	1.45	45	6.29	2.25
Water and sanitation	25	7.96	1.54	49	7.00	2.25
Disaster management	26	7.69	1.59	36	6.69	2.58
Public sector governance/Public administration*	28	7.46	1.79	48	6.44	2.04
Job creation/employment*	18	6.50	1.89	35	5.23	2.25
Health and nutrition	20	7.10	1.94	34	6.18	2.41
Rural and agricultural development	22	7.00	1.57	33	5.97	2.77
Education	24	7.58	1.41	43	6.58	2.33
Social protection	14	7.07	2.16	33	5.52	2.82

*Significantly different between levels of collaboration

	Currently Collaborating with the WBG			Not Collaborating with the WBG		
	N	Mean	SD	N	Mean	SD
To what extent does the World Bank Group's work help to achieve development results in Ecuador?*	50	7.26	1.70	70	6.23	2.06

(1-To no degree at all, 10-To a very significant degree)

*Significantly different between levels of collaboration

To what extent do you agree with the following statements about the World Bank Group in Ecuador?

(1-Strongly disagree, 10-Strongly agree)

	Currently Collaborating with the WBG			Not Collaborating with the WBG		
	N	Mean	SD	N	Mean	SD
The World Bank Group's financial instruments meet the needs of Ecuador*	52	7.40	1.50	64	6.03	2.03
The World Bank Group meets Ecuador's needs for knowledge services*	51	7.61	1.30	70	6.49	2.12

*Significantly different between levels of collaboration

D. The World Bank Group's Knowledge Work and Activities

In Ecuador, to what extent do you believe that the World Bank Group's knowledge work and activities:

(1-To no degree at all, 10-To a very significant degree)

	Currently Collaborating with the WBG			Not Collaborating with the WBG		
	N	Mean	SD	N	Mean	SD
Are timely*	50	7.54	1.69	69	6.58	2.13
Lead to practical solutions*	49	7.51	1.79	70	6.44	2.16
Are accessible (well written and easy to understand)*	50	7.92	1.29	69	6.87	2.08
Are translated enough into local language*	47	8.17	1.59	64	7.16	2.28
Are adaptable to Ecuador's specific development challenges and country circumstances*	47	7.53	1.85	68	6.79	2.03

*Significantly different between levels of collaboration

**D. The World Bank Group's Knowledge Work and Activities (continued)**

	Currently Collaborating with the WBG			Not Collaborating with the WBG		
	N	Mean	SD	N	Mean	SD
Overall, how significant a contribution do you believe the World Bank Group's knowledge work and activities make to development results in your country?	51	7.67	1.97	71	7.00	1.96
Overall, how would you rate the technical quality of the World Bank Group's knowledge work and activities?*	51	8.43	1.25	73	7.52	1.82

(1-Not significant at all, 10-Very significant; 1-Very low technical quality, 10-Very high technical quality)

*Significantly different between levels of collaboration

	Currently Collaborating with the WBG			Not Collaborating with the WBG		
	N	Mean	SD	N	Mean	SD
To what extent do you believe this Flagship Report raised substantive new information and insight that you were not aware of prior to reading?	7	7.43	2.88	22	7.00	2.27
To what extent do you believe this Flagship Report provided you with useful information in terms of the work you do?	6	8.33	1.37	23	7.00	2.17

(1-To no degree at all, 10-To a very significant degree)

E. Working with the World Bank Group

To what extent do you agree/disagree with the following statements? (1-Strongly disagree, 10-Strongly agree)

	Currently Collaborating with the WBG			Not Collaborating with the WBG		
	N	Mean	SD	N	Mean	SD
The World Bank Group disburses funds promptly*	39	7.64	1.86	47	5.77	2.22
The World Bank Group effectively monitors and evaluates the projects and programs it supports*	47	7.91	1.41	58	7.07	2.05
The World Bank Group's approvals and reviews are done in a timely fashion*	40	7.65	1.23	47	6.30	1.92
The World Bank Group's "Safeguard Policy" requirements are reasonable*	31	7.48	1.81	34	6.09	2.27
The World Bank Group takes decisions quickly in Ecuador*	40	7.55	1.52	49	5.92	2.23
Working with the World Bank Group contributes to strengthening Ecuador's institutional capacity*	45	7.82	1.53	65	6.85	2.09
Where country systems are adequate, the World Bank Group makes appropriate use of them*	27	7.70	1.27	37	6.35	2.15
The World Bank Group provides effective implementation support*	40	8.08	1.16	56	6.95	2.05

*Significantly different between levels of collaboration

	Currently Collaborating with the WBG			Not Collaborating with the WBG		
	N	Mean	SD	N	Mean	SD
To what extent do you believe that the World Bank Group's work helps to find solutions that promote private public partnerships in Ecuador?	41	7.22	1.89	54	6.61	1.78

(1-To no degree at all, 10-To a very significant degree)

**F. Recent Trends and the Future Role of the World Bank Group in Ecuador**

	Currently Collaborating with the WBG			Not Collaborating with the WBG		
	N	Mean	SD	N	Mean	SD
In the last three years, to what extent do you believe that the World Bank Group has moved in the right direction in terms of the focus of its work in Ecuador?*	47	7.89	1.36	62	6.63	1.99

(1-To no degree at all, 10-To a very significant degree) *Significantly different between levels of collaboration

	Currently Collaborating with the WBG			Not Collaborating with the WBG		
	N	Mean	SD	N	Mean	SD
How significant a role do you believe that international development cooperation SHOULD play in Ecuador's development in the near future?	53	9.21	1.17	75	8.88	1.44

(1-Not a significant role at all, 10-Very significant role)

G. Communication and Information Sharing

Please rate how much you agree with the following statements. (1-Strongly disagree, 10-Strongly agree)

	Currently Collaborating with the WBG			Not Collaborating with the WBG		
	N	Mean	SD	N	Mean	SD
When I need information from the World Bank Group I know how to find it*	53	7.96	1.96	71	6.79	2.43
The World Bank Group's social media channels are valuable sources of information about the institution	35	7.17	2.15	53	6.75	2.19
The World Bank Group is responsive to my information requests and inquiries*	45	8.36	1.32	47	6.96	2.42

*Significantly different between levels of collaboration



Appendix E: Responses to Select Questions by Year

All data presented in this appendix are weighted. As a result, means of the FY 2018 data and the total number of respondents indicated will be slightly different from the aggregated responses in Appendix A. Similarly, responses from FY 2015 respondents and the total number of respondents indicated may differ from those reported in the FY 2015 COS report.

Because the questionnaires for FY 2015 and FY 2018 were the same, all single-choice and all 10-point scale questions were compared. Multiple-choice questions are not compared in Appendix E.

● FY 2015 Number of comparable respondents N=151

● FY 2018 Number of comparable respondents N=133

By weighting, the FY 2015 and FY 2018 samples have the same stakeholder composition and thus are comparable. The stakeholder groups which do not have respondents in both years are not included in the comparison. The weighted stakeholder breakdown is presented below:

Percentage of Respondents	FY 2015	FY 2018
Office of the President/Prime Minister/Minister	15%	15%
Office of Parliamentarian	2%	2%
Government Institutions	25%	25%
Local Government	9%	9%
Bilateral/Multilateral Agencies	12%	12%
Civil Society/Academia/Media	25%	25%
Private sector	12%	12%

B. Overall Attitudes toward the World Bank Group

How familiar are you with the work of these organizations in Ecuador?

	FY 2015			FY 2018		
	N	Mean	SD	N	Mean	SD
World Bank Group (WBG)*	150	6.72	2.16	133	7.54	2.17
Inter-American Development Bank (IDB/BID)	146	7.04	2.15	130	7.46	2.08
Latin American Development Bank (CAF)*	145	6.06	2.57	131	7.12	2.38
European Investment Bank*	143	3.66	2.58	130	4.29	2.59

(1-Not familiar at all, 10-Extremely familiar) *Significantly different between FY 2015 and FY 2018

Overall, please rate your impression of the effectiveness of these organizations in Ecuador.

	FY 2015			FY 2018		
	N	Mean	SD	N	Mean	SD
World Bank Group (WBG)	138	6.76	1.79	119	7.08	1.99
Inter-American Development Bank (IDB/BID)	136	7.09	1.81	115	7.15	1.83
Latin American Development Bank (CAF)	122	6.80	1.92	107	7.15	2.17
European Investment Bank	70	5.09	2.49	62	5.41	2.47

(1-Not effective at all, 10-Extremely effective)

	FY 2015			FY 2018		
	N	Mean	SD	N	Mean	SD
To what extent do you believe the World Bank Group's staff is well prepared to help Ecuador solve its most complicated development challenges?	129	7.91	1.79	113	8.07	1.72

(1-To no degree at all, 10-To a very significant degree)

**B. Overall Attitudes toward the World Bank Group (continued)**

How **EFFECTIVE** do you believe the World Bank Group is in terms of the capacity building work it does in each of the following areas in Ecuador? (1-Not effective at all, 10-Very effective)

	FY 2015			FY 2018		
	N	Mean	SD	N	Mean	SD
Project implementation (or other organizational strengthening)	106	7.39	1.75	100	7.67	1.65
Citizen engagement (incorporating citizens' voices into development)	68	5.80	2.28	67	6.04	2.31
Policy design (for clarity and better incentives to achieve development goals)	90	6.93	1.82	82	7.04	1.86

To what extent do you believe that the World Bank Group's work and support help the poorest in Ecuador?
(Select only ONE response)

Percentage of Respondents	FY 2015	FY 2018
To a fully sufficient degree	5.4%	2.3%
To a somewhat sufficient degree	23.1%	26.9%
To a somewhat insufficient degree	42.2%	41.5%
To a very insufficient degree	10.2%	11.5%
Don't know	19.0%	17.7%

To what extent do you agree with the following statements about the World Bank Group's work in Ecuador?
(1-Strongly disagree, 10-Strongly agree)

	FY 2015			FY 2018		
	N	Mean	SD	N	Mean	SD
Overall the World Bank Group currently plays a relevant role in development in Ecuador*	138	5.82	2.21	123	6.42	2.06
The World Bank Group's work is aligned with what I consider the development priorities for Ecuador*	136	6.42	2.13	121	7.08	1.98
The World Bank Group supports Ecuador's efforts to reduce social exclusion	129	6.68	2.01	110	7.03	2.09
The World Bank Group treats clients and stakeholders in Ecuador with respect	133	8.03	1.94	113	8.47	2.08
The World Bank Group is an organization that does not represent a particular ideological perspective in Ecuador	128	6.70	2.69	115	7.17	2.78
The World Bank Group is an organization that is not overly influenced by any particular country	130	5.73	2.69	108	6.28	2.64
The World Bank Group respects the positions, views and demands of the government of Ecuador	125	7.37	1.99	115	7.58	2.16
The World Bank Group listens and takes into account your views	109	7.04	2.54	106	7.35	2.67

*Significantly different between FY 2015 and FY 2018

	FY 2015			FY 2018		
	N	Mean	SD	N	Mean	SD
When considering the national development needs in Ecuador, to what extent does the combination of financial, knowledge and convening services that the World Bank Group currently provides in Ecuador meet the national development needs of Ecuador?	126	6.53	1.65	120	6.77	1.81

(1-To no degree at all, 10-To a very significant degree)

**B. Overall Attitudes toward the World Bank Group (continued)**

To what extent is the World Bank Group an effective development partner in Ecuador, in terms of each of the following?
(1-To no degree at all, 10-To a very significant degree)

	FY 2015			FY 2018		
	N	Mean	SD	N	Mean	SD
Responsiveness	118	6.72	1.89	111	6.60	2.01
Flexibility (in terms of the institution's products and services)	119	6.30	1.88	106	6.38	2.00
Flexibility (in terms of changing country circumstances)	118	6.49	1.85	110	6.66	1.95
Being inclusive	115	7.09	1.68	103	7.04	2.09
Openness (sharing data and other information)	127	7.33	1.87	112	7.48	2.17
Staff accessibility	127	7.34	2.00	117	7.50	2.36
Straightforwardness and honesty	120	7.91	1.83	114	8.13	1.93
Ease of access to the people at the World Bank Group who are making decisions important to my work	117	6.88	2.27	110	7.25	2.59
Collaboration with civil society	102	6.20	1.97	97	6.56	2.41
Collaboration with the Government*	120	7.12	1.91	112	7.91	1.81
Collaboration with other donors and development partners	96	7.00	2.08	86	7.17	2.14
Collaboration with the private sector	88	6.67	2.17	82	7.15	2.09
The speed in which it gets things accomplished on the ground	111	6.11	1.97	104	6.13	2.15
Being a long-term partner	112	7.36	1.88	108	7.83	2.11

*Significantly different between FY 2015 and FY 2018

To be a more effective development partner in Ecuador, do you believe that the World Bank Group should have... ?
(Select only ONE response)

Percentage of Respondents	FY 2015	FY 2018
More local presence	71.7%	80.3%
The current level of local presence is adequate	16.6%	8.3%
Less local presence	1.4%	3.8%
Don't know	10.3%	7.6%

C. World Bank Group's Effectiveness and Results

How EFFECTIVE do you believe the World Bank Group is in terms of the work it does in the following areas of development in Ecuador? (1-Not effective at all, 10-Very effective)

	FY 2015			FY 2018		
	N	Mean	SD	N	Mean	SD
Transport and public works	49	7.31	1.88	53	7.48	2.12
Law and justice	30	5.72	1.93	26	5.47	2.38
Urban development	64	7.09	1.86	62	7.22	2.15
Environmental sustainability and climate change	62	7.57	1.65	77	7.18	2.30
Poverty reduction	108	7.04	1.90	97	7.14	2.08
Equality of opportunity	92	7.00	1.80	74	6.72	2.35
Private sector development and financial markets	53	6.93	1.97	67	6.60	2.08
Water and sanitation	81	7.30	1.65	76	7.35	2.13
Disaster management	45	6.75	1.58	63	7.12	2.30
Public sector governance/Public administration	71	6.85	1.86	77	6.93	2.04
Job creation/employment	64	6.27	1.93	52	5.74	2.27
Health and nutrition	80	6.89	1.69	57	6.64	2.27
Rural and agricultural development*	62	7.13	1.64	56	6.36	2.42
Education	69	7.05	1.77	69	6.89	2.09
Social protection	58	6.99	1.66	48	6.16	2.74

*Significantly different between FY 2015 and FY 2018

**C. World Bank Group's Effectiveness and Results (continued)**

	FY 2015			FY 2018		
	N	Mean	SD	N	Mean	SD
To what extent does the World Bank Group's work help to achieve development results in Ecuador?*	124	6.23	1.93	120	6.76	1.96

(1-To no degree at all, 10-To a very significant degree) *Significantly different between FY 2015 and FY 2018

To what extent do you agree with the following statements about the World Bank Group in Ecuador?

(1-Strongly disagree, 10-Strongly agree)

	FY 2015			FY 2018		
	N	Mean	SD	N	Mean	SD
The World Bank Group's financial instruments meet the needs of Ecuador	120	6.44	1.80	115	6.68	2.04
The World Bank Group meets Ecuador's needs for knowledge services	125	6.71	1.86	120	6.98	1.92

D. The World Bank Group's Knowledge Work and Activities**How frequently do you consult World Bank Group's knowledge work and activities in the work you do?***

Percentage of Respondents	FY 2015	FY 2018
Weekly	7.3%	9.9%
Monthly	15.2%	17.6%
A few times a year	39.7%	50.4%
Rarely	28.5%	20.6%
Never	9.3%	1.5%

*Significantly different between FY 2015 and FY 2018

In Ecuador, to what extent do you believe that the World Bank Group's knowledge work and activities:

(1-To no degree at all, 10-To a very significant degree)

	FY 2015			FY 2018		
	N	Mean	SD	N	Mean	SD
Are timely	129	6.75	1.89	120	7.10	1.96
Lead to practical solutions	125	6.69	2.02	119	7.01	2.04
Are accessible (well written and easy to understand)	131	7.21	1.80	119	7.38	1.85
Are translated enough into local language	125	7.25	2.04	111	7.57	2.09
Are adaptable to Ecuador's specific development challenges and country circumstances	131	7.11	1.81	115	7.17	1.96

	FY 2015			FY 2018		
	N	Mean	SD	N	Mean	SD
Overall, how significant a contribution do you believe the World Bank Group's knowledge work and activities make to development results in your country?	134	7.07	1.88	122	7.35	1.94
Overall, how would you rate the technical quality of the World Bank Group's knowledge work and activities?	135	7.88	1.60	123	7.92	1.68

(1-Not significant at all, 10-Very significant; 1-Very low technical quality, 10-Very high technical quality)

**D. The World Bank Group's Knowledge Work and Activities (continued)****Have you read/consulted the most recent LAC Flagship Report?***

Percentage of Respondents	FY 2015	FY 2018
Yes	27.0%	16.0%
No	73.0%	84.0%

*Significantly different between FY 2015 and FY 2018

	FY 2015			FY 2018		
	N	Mean	SD	N	Mean	SD
To what extent do you believe this Flagship Report raised substantive new information and insight that you were not aware of prior to reading?	48	7.59	1.80	27	7.02	2.51
To what extent do you believe this Flagship Report provided you with useful information in terms of the work you do?	50	7.48	1.82	27	7.23	2.16

(1-To no degree at all, 10-To a very significant degree)

E. Working with the World Bank Group**To what extent do you agree/disagree with the following statements? (1-Strongly disagree, 10-Strongly agree)**

	FY 2015			FY 2018		
	N	Mean	SD	N	Mean	SD
The World Bank Group disburses funds promptly	84	6.31	2.12	88	6.79	2.22
The World Bank Group effectively monitors and evaluates the projects and programs it supports	119	7.45	1.78	105	7.58	1.88
The World Bank Group's approvals and reviews are done in a timely fashion	98	6.95	1.85	90	7.04	1.79
The World Bank Group's "Safeguard Policy" requirements are reasonable	73	6.68	1.67	67	6.91	2.13
The World Bank Group takes decisions quickly in Ecuador	96	6.43	1.88	91	6.80	2.12
Working with the World Bank Group contributes to strengthening Ecuador's institutional capacity	120	7.04	1.96	111	7.34	1.94
Where country systems are adequate, the World Bank Group makes appropriate use of them	72	7.20	2.03	67	7.04	1.98
The World Bank Group provides effective implementation support	101	7.53	1.68	97	7.48	1.85

	FY 2015			FY 2018		
	N	Mean	SD	N	Mean	SD
To what extent do you believe that the World Bank Group's work helps to find solutions that promote private public partnerships in Ecuador?	98	6.58	1.96	96	6.99	1.82

(1-To no degree at all, 10-To a very significant degree)

**F. Recent Trends and the Future Role of the World Bank Group in Ecuador**

	FY 2015			FY 2018		
	N	Mean	SD	N	Mean	SD
In the last three years, to what extent do you believe that the World Bank Group has moved in the right direction in terms of the focus of its work in Ecuador?*	123	6.75	1.78	109	7.27	1.85

(1-To no degree at all, 10-To a very significant degree) *Significantly different between FY 2015 and FY 2018

	FY 2015			FY 2018		
	N	Mean	SD	N	Mean	SD
How significant a role do you believe that international development cooperation SHOULD play in Ecuador's development in the near future?*	150	8.50	1.50	126	9.06	1.33

(1-Not a significant role at all, 10-Very significant role) *Significantly different between FY 2015 and FY 2018

G. Communication and Information Sharing

Are you aware of the World Bank Group's Access to Information Policy under which the Bank will now disclose any information in its possession that is not on a list of exceptions?

Percentage of Respondents	FY 2015	FY 2018
Yes	29.9%	20.5%
No	70.1%	79.5%

Do you use/have you used the World Bank Group website?

Percentage of Respondents	FY 2015	FY 2018
Yes	82.9%	84.3%
No	17.1%	15.7%

Do you currently consult the World Bank Group social media sites (e.g., Facebook, blogs, Twitter, YouTube, Flickr)?*

Percentage of Respondents	FY 2015	FY 2018
Yes	23.8%	36.2%
No	76.2%	63.8%

*Significantly different between FY 2015 and FY 2018

Please rate how much you agree with the following statements. (1-Strongly disagree, 10-Strongly agree)

	FY 2015			FY 2018		
	N	Mean	SD	N	Mean	SD
When I need information from the World Bank Group I know how to find it	137	6.89	2.51	123	7.43	2.28
The World Bank Group's social media channels are valuable sources of information about the institution	64	6.59	2.43	89	6.96	2.14
The World Bank Group is responsive to my information requests and inquiries	89	7.29	2.30	96	7.68	2.11



Appendix F: Indicator Questions as a Function of Exposure to the World Bank Group

Indicator Question	Which one of the following best describes your level of interaction with the World Bank Group (IBRD/IDA, IFC, or MIGA) in your country?		Which of the following describes most of your exposure to the World Bank Group in Ecuador? (Choose no more than TWO)									
	Not collaborating with the WBG	Currently Collaborating with the WBG	Observer		Use WBG reports/data		Engage in WBG activities		Collaborate		Use WBG website	
			No Mean	Yes Mean	No Mean	Yes Mean	No Mean	Yes Mean	No Mean	Yes Mean	No Mean	Yes Mean
Overall, please rate your impression of the effectiveness of these organizations in Ecuador --- World Bank Group (WBG)	6.54	7.58	7.16	6.35	6.97	7.14	6.92	7.18	6.89	7.48	6.99	7.20
Overall the World Bank Group currently plays a relevant role in development in Ecuador	5.83	6.96	6.40	5.95	6.22	6.51	6.25	6.42	6.08	7.06	6.56	5.69
The World Bank Group's work is aligned with what I consider the development priorities for Ecuador	6.53	7.55	7.12	6.39	7.11	6.85	6.83	7.21	6.65	7.97	7.28	6.27
The World Bank Group treats clients and stakeholders in Ecuador with respect	7.92	9.22	8.57	8.14	8.54	8.47	8.27	8.75	8.38	8.90	8.54	8.45
Responsiveness	5.82	7.18	6.63	5.45	6.44	6.64	6.53	6.51	6.24	7.22	6.61	6.24
Flexibility (in terms of the institution's products and services)	5.73	6.86	6.49	5.25	6.37	6.32	6.25	6.44	6.06	7.14	6.44	6.08
Flexibility (in terms of changing country circumstances)	5.97	7.15	6.71	5.23	6.55	6.52	6.41	6.68	6.29	7.16	6.64	6.25
Being inclusive	6.31	7.76	7.11	6.38	7.08	6.93	6.96	7.08	6.79	7.69	7.15	6.68
Openness (sharing data and other information)	6.88	8.02	7.57	6.75	7.49	7.45	7.33	7.62	7.21	8.20	7.67	6.93
Staff accessibility	6.51	8.44	7.61	6.93	7.80	7.13	7.37	7.67	7.23	8.46	7.69	7.07
Straightforwardness and honesty	7.58	8.48	8.27	6.93	8.15	8.04	7.78	8.45	7.96	8.48	8.31	7.50
Collaboration with civil society	5.80	7.26	6.64	6.00	6.55	6.53	6.37	6.73	6.39	6.96	6.68	6.09
Collaboration with the Government	7.32	8.40	8.03	7.00	7.93	7.84	7.56	8.21	7.67	8.48	8.15	7.04
Collaboration with other donors and development partners	6.66	7.82	7.31	7.18	7.52	7.00	6.96	7.70	7.00	8.04	7.61	6.36
Collaboration with the private sector	6.67	7.66	7.28	6.55	7.11	7.28	7.02	7.38	7.05	7.57	7.19	7.15
The speed in which it gets things accomplished on the ground	5.33	6.81	6.24	4.93	6.00	6.17	5.86	6.31	5.87	6.61	6.23	5.59
Being a long-term partner	7.22	8.44	7.90	7.31	8.09	7.41	7.74	7.90	7.56	8.50	7.93	7.42
To what extent does the World Bank Group's work help to achieve development results in Ecuador?	6.23	7.26	6.75	6.37	6.84	6.49	6.53	6.89	6.43	7.35	6.86	6.20
The World Bank Group's financial instruments meet the needs of Ecuador	6.03	7.40	6.67	6.41	6.73	6.49	6.44	6.85	6.41	7.23	6.81	6.13
The World Bank Group meets Ecuador's needs for knowledge services	6.49	7.61	7.07	6.47	6.97	7.00	6.90	7.07	6.85	7.32	7.03	6.84
World Bank Group's knowledge work and activities are adaptable to Ecuador's specific development challenges and country circumstances	6.79	7.53	7.27	6.53	7.14	7.18	7.18	7.13	6.93	7.80	7.36	6.54
Overall, how significant a contribution do you believe the World Bank Group's knowledge work and activities make to development results in your country?	7.00	7.67	7.49	6.53	7.17	7.57	7.25	7.45	7.09	8.06	7.46	7.03
Overall, how would you rate the technical quality of the World Bank Group's knowledge work and activities?	7.52	8.43	8.10	7.26	8.05	7.87	7.89	8.07	7.79	8.55	8.11	7.59
The World Bank Group takes decisions quickly in Ecuador	5.92	7.55	6.88	5.00	6.76	6.64	6.44	6.98	6.27	7.85	6.98	6.04
Where country systems are adequate, the World Bank Group makes appropriate use of them	6.35	7.70	7.05	6.50	6.95	7.04	7.03	6.93	6.72	7.81	7.19	6.47

Yellow highlight indicates significant difference between Yes and No means.



Appendix G: Ecuador FY 2018 Questionnaire



World Bank Group Country Survey FY18 – Ecuador

The World Bank Group is interested in gauging the views of clients and partners who are either involved in development in Ecuador or who observe activities related to social and economic development. The following survey will give the World Bank Group's team that works in Ecuador, greater insight into how the Bank's work is perceived. This is one tool the World Bank Group uses to assess the views of its stakeholders, and to develop more effective strategies that support development in Ecuador.

A local independent firm has been hired to oversee the logistics of this survey. This ensures anonymity and confidentiality. We hope you'll be candid.

Finally, the survey relates to the World Bank Group's work. The World Bank Group consists of IBRD, IDA, IFC, MIGA, and ICSID. When responding to the survey, please consider the area of the World Bank Group with which you are most familiar.

To complete the survey, please circle/check the response that most accurately reflects your opinion. If you prefer not to answer a question, please leave it blank. If you feel that you do not have an adequate amount of information on a subject, please check "Don't know".

PLEASE NOTE: IN SOME CASES THE SURVEY WILL ASK FOR A SPECIFIC NUMBER OF RESPONSES. PLEASE DO NOT CHOOSE ANY MORE THAN REQUESTED. IF MORE RESPONSES ARE CHOSEN, DATA CANNOT BE INCLUDED IN ANALYSIS.

**SECTION A: GENERAL ISSUES FACING ECUADOR****A1. Listed below are a number of development priorities in Ecuador.****Please identify which of the following you consider the most important development priorities in Ecuador?(Choose no more than THREE)**

1	Social protection (e.g., pensions, targeted social assistance)	13	Poverty reduction
2	Public sector governance/ Public administration (i.e., government effectiveness, public financial management, public expenditure, fiscal system reform, regulatory framework)	14	Energy
3	Global/regional integration	15	Transport and public works (e.g., roads, bridges, transportation)
4	Private sector development and financial markets	16	Environmental sustainability and climate change (e.g., mitigation, adaptation)
5	Foreign direct investment	17	Trade and exports
6	Water and sanitation	18	Crime and violence
7	Job creation/employment	19	Economic growth
8	Rural and agricultural development	20	Law and justice (e.g., judicial system)
9	Urban development	21	Natural resource management (e.g., oil, gas, mining)
10	Equality of opportunity (i.e., equity, gender equity)	22	Disaster management
11	Health and nutrition	23	Information and communications technology
12	Education		

A2. The World Bank Group has committed itself to twin goals: ending extreme poverty by 2030 and boosting shared prosperity. Poverty reduction is a broad term that encompasses work in many different areas.**Which THREE areas of development listed below do you believe would contribute most to reducing poverty in Ecuador? (Choose no more than THREE)**

1	Water and sanitation	12	Information and communications technology
2	Economic growth	13	Private sector development and financial markets
3	Environmental sustainability and climate change (e.g., mitigation, adaptation)	14	Foreign direct investment
4	Global/regional integration	15	Education
5	Equality of opportunity (i.e., equity, gender equity)	16	Energy
6	Rural and agricultural development	17	Public sector governance/ Public administration (i.e., government effectiveness, public financial management, public expenditure, fiscal system reform, regulatory framework)
7	Urban development	18	Natural resource management (e.g., oil, gas, mining)
8	Social protection (e.g., pensions, targeted social assistance)	19	Disaster management
9	Law and justice (e.g., judicial system)	20	Health and nutrition
10	Transport and public works (e.g., roads, bridges, transportation)	21	Job creation/employment
11	Crime and violence	22	Trade and exports

**SECTION A: GENERAL ISSUES**

A3. The World Bank Group’s “Shared Prosperity” goal captures two key elements, economic growth and equity. It will seek to foster income growth among the bottom 40 percent of a country’s population. Improvement in the Shared Prosperity Indicator requires growth and well-being of the less well-off. When thinking about the idea of “shared prosperity” in your country, which of the following TWO best illustrate how this would be achieved in Ecuador?

(Choose no more than TWO)

1	Better employment opportunities for young people
2	Better employment opportunities for women
3	Greater access to micro-finance for the poor
4	Greater voice and participation for citizens to help ensure greater accountability
5	Greater access to health and nutrition for citizens
6	Better entrepreneurial opportunities
7	A growing middle class
8	Better opportunity for the poor who live in rural areas
9	Better opportunity for the poor who live in urban areas
10	Consistent economic growth
11	More reliable social safety net
12	Greater equity of fiscal policy
13	Education and training that better ensure job opportunity
14	Better quality public services
15	Other (please specify): _____

**SECTION B: OVERALL ATTITUDES TOWARD THE WORLD BANK GROUP****How familiar are you with the work of these organizations in Ecuador?**

		Not familiar at all										Extremely familiar
B1	World Bank Group (WBG)	1	2	3	4	5	6	7	8	9	10	
B2	Inter-American Development Bank (IDB/BID)	1	2	3	4	5	6	7	8	9	10	
B3	Latin American Development Bank (CAF)	1	2	3	4	5	6	7	8	9	10	
B4	European Investment Bank	1	2	3	4	5	6	7	8	9	10	

Overall, please rate your impression of the effectiveness of these organizations in Ecuador.

		Not effective at all										Extremely effective	Don't know
B5	World Bank Group (WBG)	1	2	3	4	5	6	7	8	9	10		
B6	Inter-American Development Bank (IDB/BID)	1	2	3	4	5	6	7	8	9	10		
B7	Latin American Development Bank (CAF)	1	2	3	4	5	6	7	8	9	10		
B8	European Investment Bank	1	2	3	4	5	6	7	8	9	10		

B9. To what extent do you believe the World Bank Group's staff is well prepared (e.g., skills and knowledge) to help Ecuador solve its most complicated development challenges?

1	2	3	4	5	6	7	8	9	10	
To no degree at all									To a very significant degree	Don't know

B10. When thinking about how the World Bank Group can have the most impact on development results in Ecuador, in which sectoral areas do you believe the World Bank Group should focus most of its resources (financial and knowledge services) in Ecuador? (Choose no more than THREE)

1	Social protection (e.g., pensions, targeted social assistance)	13	Urban development
2	Crime and violence	14	Private sector development and financial markets
3	Transport and public works (e.g., roads, bridges, transportation)	15	Water and sanitation
4	Global/regional integration	16	Environmental sustainability and climate change (e.g., mitigation, adaptation)
5	Equality of opportunity (i.e., equity, gender equity)	17	Poverty reduction
6	Public sector governance/ Public administration (i.e., government effectiveness, public financial management, public expenditure, fiscal system reform, regulatory framework)	18	Trade and exports
7	Health and nutrition	19	Economic growth
8	Rural and agricultural development	20	Law and justice (e.g., judicial system)
9	Foreign direct investment	21	Natural resource management (e.g., oil, gas, mining)
10	Education	22	Information and communications technology
11	Energy	23	Disaster management
12	Job creation/employment		

**SECTION B: OVERALL ATTITUDES TOWARD THE WORLD BANK GROUP**

B11. When thinking about the World Bank Group's role, which activity do you believe is of greatest VALUE and which activity is of second greatest value in Ecuador?

		Greatest Value (Choose only ONE)	Second Greatest Value (Choose only ONE)
1	Convening/Facilitating	<input type="checkbox"/>	<input type="checkbox"/>
2	Data	<input type="checkbox"/>	<input type="checkbox"/>
3	Policy advice, studies, analyses	<input type="checkbox"/>	<input type="checkbox"/>
4	Financial resources	<input type="checkbox"/>	<input type="checkbox"/>
5	Capacity development	<input type="checkbox"/>	<input type="checkbox"/>
6	Technical assistance	<input type="checkbox"/>	<input type="checkbox"/>
7	Mobilizing third party financial resources	<input type="checkbox"/>	<input type="checkbox"/>
8	Donor coordination	<input type="checkbox"/>	<input type="checkbox"/>
9	Linkage to non-Bank expertise (i.e., South-South knowledge sharing)	<input type="checkbox"/>	<input type="checkbox"/>
10	Other (please specify): _____	<input type="checkbox"/>	<input type="checkbox"/>

How EFFECTIVE do you believe the World Bank Group is in terms of the capacity building work it does in each of the following areas in Ecuador?

		Not effective at all										Very effective	Don't know
B12	Project implementation (or other organizational strengthening)	1	2	3	4	5	6	7	8	9	10	<input type="checkbox"/>	
B13	Citizen engagement (incorporating citizens' voices into development)	1	2	3	4	5	6	7	8	9	10	<input type="checkbox"/>	
B14	Policy design (for clarity and better incentives to achieve development goals)	1	2	3	4	5	6	7	8	9	10	<input type="checkbox"/>	

B15. Which of the following do you identify as the World Bank Group's greatest WEAKNESSES in its work in Ecuador? (Choose no more than TWO)

1	Staff too inaccessible
2	Not collaborating enough with stakeholders outside the Government
3	Its advice and strategies do not lend themselves to practical problem solving
4	Not enough public disclosure of its work
5	Arrogant in its approach
6	Not client focused
7	Lack of credibility of its knowledge/data
8	World Bank Group's processes too complex
9	Too influenced by developed countries
10	Imposing technocratic solutions without regard to political realities
11	World Bank Group's processes too slow (e.g., too bureaucratic in its operational policies and procedures)
12	Not aligned with other donors' work
13	Not aligned with country priorities
14	Other (please specify): _____
15	Don't know

**SECTION B: OVERALL ATTITUDES TOWARD THE WORLD BANK GROUP**

B16. Which World Bank Group's instruments do you believe are the MOST effective in reducing poverty in Ecuador? (Choose no more than TWO)

1	Trust Fund management
2	Knowledge products/services (analytical work, studies, surveys, etc.)
3	Investment lending (financing specific projects)
4	Technical assistance (advice, best practice, international experience, etc.)
5	Capacity development
6	Other (please specify): _____
7	Don't know

B17. To what extent do you believe that the World Bank Group's work and support help the poorest in Ecuador? (Select only ONE response)

1	To a fully sufficient degree
2	To a somewhat sufficient degree
3	To a somewhat insufficient degree
4	To a very insufficient degree
5	Don't know

To what extent do you agree with the following statements about the World Bank Group's work in Ecuador?

		Strongly disagree										Strongly agree	Don't know
B18	Overall the World Bank Group currently plays a relevant role in development in Ecuador	1	2	3	4	5	6	7	8	9	10		<input type="checkbox"/>
B19	The World Bank Group's work is aligned with what I consider the development priorities for Ecuador	1	2	3	4	5	6	7	8	9	10		<input type="checkbox"/>
B20	The World Bank Group supports Ecuador's efforts to reduce social exclusion	1	2	3	4	5	6	7	8	9	10		<input type="checkbox"/>
B21	The World Bank Group treats clients and stakeholders in Ecuador with respect	1	2	3	4	5	6	7	8	9	10		<input type="checkbox"/>
B22	The World Bank Group is an organization that does not represent a particular ideological perspective in Ecuador	1	2	3	4	5	6	7	8	9	10		<input type="checkbox"/>
B23	The World Bank Group is an organization that is not overly influenced by any particular country	1	2	3	4	5	6	7	8	9	10		<input type="checkbox"/>
B24	The World Bank Group respects the positions, views and demands of the government of Ecuador	1	2	3	4	5	6	7	8	9	10		<input type="checkbox"/>
B25	The World Bank Group listens and takes into account your views	1	2	3	4	5	6	7	8	9	10		<input type="checkbox"/>

B26. When considering the national development needs in Ecuador, to what extent does the combination of financial, knowledge and convening services that the World Bank Group currently provides in Ecuador meet the national development needs of Ecuador?

1	2	3	4	5	6	7	8	9	10	<input type="checkbox"/>
To no degree at all									To a very significant degree	Don't know

**SECTION B: OVERALL ATTITUDES TOWARD THE WORLD BANK GROUP**

To what extent is the World Bank Group an effective development partner in Ecuador, in terms of each of the following?

		To no degree at all					To a very significant degree					Don't know
		1	2	3	4	5	6	7	8	9	10	
B27	Responsiveness											<input type="checkbox"/>
B28	Flexibility (in terms of the institution's products and services)											<input type="checkbox"/>
B29	Flexibility (in terms of changing country circumstances)											<input type="checkbox"/>
B30	Being inclusive											<input type="checkbox"/>
B31	Openness (sharing data and other information)											<input type="checkbox"/>
B32	Staff accessibility											<input type="checkbox"/>
B33	Straightforwardness and honesty											<input type="checkbox"/>
B34	Ease of access to the people at the World Bank Group who are making decisions important to my work											<input type="checkbox"/>
B35	Collaboration with civil society											<input type="checkbox"/>
B36	Collaboration with the Government											<input type="checkbox"/>
B37	Collaboration with other donors and development partners											<input type="checkbox"/>
B38	Collaboration with the private sector											<input type="checkbox"/>
B39	The speed in which it gets things accomplished on the ground											<input type="checkbox"/>
B40	Being a long-term partner											<input type="checkbox"/>

B41. To be a more effective development partner in Ecuador, do you believe that the World Bank Group should have... ? (Select only ONE response)

<input type="checkbox"/> More local presence	<input type="checkbox"/> The current level of local presence is adequate	<input type="checkbox"/> Less local presence	<input type="checkbox"/> Don't know
--	--	--	-------------------------------------

**SECTION C: WORLD BANK GROUP'S EFFECTIVENESS AND RESULTS**

C1. How EFFECTIVE do you believe the World Bank Group is in terms of the work it does in the following areas of development in Ecuador? (If you have NO exposure to/experience in working in any of the sectors listed below, please respond "Don't know")

		Not effective at all										Very effective	Don't know
		1	2	3	4	5	6	7	8	9	10		
1	Transport and public works (e.g., roads, bridges, transportation)	1	2	3	4	5	6	7	8	9	10		<input type="checkbox"/>
2	Law and justice (e.g., judicial system)	1	2	3	4	5	6	7	8	9	10		<input type="checkbox"/>
3	Urban development	1	2	3	4	5	6	7	8	9	10		<input type="checkbox"/>
4	Environmental sustainability and climate change (e.g., mitigation, adaptation)	1	2	3	4	5	6	7	8	9	10		<input type="checkbox"/>
5	Poverty reduction	1	2	3	4	5	6	7	8	9	10		<input type="checkbox"/>
6	Equality of opportunity (i.e., equity, gender equity)	1	2	3	4	5	6	7	8	9	10		<input type="checkbox"/>
7	Private sector development and financial markets	1	2	3	4	5	6	7	8	9	10		<input type="checkbox"/>
8	Water and sanitation	1	2	3	4	5	6	7	8	9	10		<input type="checkbox"/>
9	Disaster management	1	2	3	4	5	6	7	8	9	10		<input type="checkbox"/>
10	Public sector governance/ Public administration (i.e., government effectiveness, public financial management, public expenditure, fiscal system reform, regulatory framework)	1	2	3	4	5	6	7	8	9	10		<input type="checkbox"/>
11	Job creation/employment	1	2	3	4	5	6	7	8	9	10		<input type="checkbox"/>
12	Health and nutrition	1	2	3	4	5	6	7	8	9	10		<input type="checkbox"/>
13	Rural and agricultural development	1	2	3	4	5	6	7	8	9	10		<input type="checkbox"/>
14	Education	1	2	3	4	5	6	7	8	9	10		<input type="checkbox"/>
15	Social protection (e.g., pensions, targeted social assistance)	1	2	3	4	5	6	7	8	9	10		<input type="checkbox"/>

C2. To what extent does the World Bank Group's work help to achieve development results in Ecuador?

1	2	3	4	5	6	7	8	9	10	<input type="checkbox"/>
To no degree at all									To a very significant degree	Don't know

To what extent do you agree with the following statements about the World Bank Group in Ecuador?

		Strongly disagree										Strongly agree	Don't know
		1	2	3	4	5	6	7	8	9	10		
C3	The World Bank Group's financial instruments (i.e., investment lending, Development Policy Loan, Trust Funds, Program 4 Result, etc.) meet the needs of Ecuador	1	2	3	4	5	6	7	8	9	10		<input type="checkbox"/>
C4	The World Bank Group meets Ecuador's needs for knowledge services (e.g., research, analysis, data, technical assistance)	1	2	3	4	5	6	7	8	9	10		<input type="checkbox"/>



SECTION D: THE WORLD BANK GROUP'S KNOWLEDGE WORK AND ACTIVITIES (i.e., ANALYSIS, STUDIES, RESEARCH, DATA, REPORTS, CONFERENCES)

D1. How frequently do you consult World Bank Group's knowledge work and activities in the work you do?

- | | |
|---|--------------------|
| 1 | Weekly |
| 2 | Monthly |
| 3 | A few times a year |
| 4 | Rarely |
| 5 | Never |

In Ecuador, to what extent do you believe that the World Bank Group's knowledge work and activities:

		To no degree at all										To a very significant degree	Don't know
		1	2	3	4	5	6	7	8	9	10		
D2	Are timely	1	2	3	4	5	6	7	8	9	10		<input type="checkbox"/>
D3	Lead to practical solutions	1	2	3	4	5	6	7	8	9	10		<input type="checkbox"/>
D4	Are accessible (well written and easy to understand)	1	2	3	4	5	6	7	8	9	10		<input type="checkbox"/>
D5	Are translated enough into local language	1	2	3	4	5	6	7	8	9	10		<input type="checkbox"/>
D6	Are adaptable to Ecuador's specific development challenges and country circumstances	1	2	3	4	5	6	7	8	9	10		<input type="checkbox"/>

D7. Overall, how significant a contribution do you believe the World Bank Group's knowledge work and activities make to development results in your country?

1	2	3	4	5	6	7	8	9	10	<input type="checkbox"/>
Not significant at all									Very significant	Don't know

D8. Overall, how would you rate the technical quality of the World Bank Group's knowledge work and activities?

1	2	3	4	5	6	7	8	9	10	<input type="checkbox"/>
Very low technical quality									Very high technical quality	Don't know

D9. Have you read/consulted the most recent LAC Flagship Report: *[Better Neighbors: Toward a Renewal of Economic Integration in Latin America]*?

- | | |
|---|-----|
| 1 | Yes |
| 2 | No |

D10. To what extent do you believe this Flagship Report raised substantive new information and insight that you were not aware of prior to reading?

1	2	3	4	5	6	7	8	9	10	<input type="checkbox"/>
To no degree at all									To a very significant degree	Don't know

D11. To what extent do you believe this Flagship Report provided you with useful information in terms of the work you do?

1	2	3	4	5	6	7	8	9	10	<input type="checkbox"/>
To no degree at all									To a very significant degree	Don't know

**SECTION E: WORKING WITH THE WORLD BANK GROUP****To what extent do you agree/disagree with the following statements?**

		Strongly disagree										Strongly agree	Don't know
		1	2	3	4	5	6	7	8	9	10		
E1	The World Bank Group disburses funds promptly												<input type="checkbox"/>
E2	The World Bank Group effectively monitors and evaluates the projects and programs it supports												<input type="checkbox"/>
E3	The World Bank Group's approvals and reviews are done in a timely fashion												<input type="checkbox"/>
E4	The World Bank Group's "Safeguard Policy" requirements are reasonable												<input type="checkbox"/>
E5	The World Bank Group takes decisions quickly in Ecuador												<input type="checkbox"/>
E6	Working with the World Bank Group contributes to strengthening Ecuador's institutional capacity												<input type="checkbox"/>
E7	Where country systems (e.g., procurement, financial management, etc.) are adequate, the World Bank Group makes appropriate use of them												<input type="checkbox"/>
E8	The World Bank Group provides effective implementation support (i.e., supervision of projects)												<input type="checkbox"/>

E9. To what extent do you believe that the World Bank Group's work helps to find solutions that promote private public partnerships in Ecuador?

1	2	3	4	5	6	7	8	9	10	<input type="checkbox"/>
To no degree at all									To a very significant degree	Don't know

**SECTION F: RECENT TRENDS AND THE FUTURE ROLE OF THE WORLD BANK GROUP IN ECUADOR**

F1. In the last three years, to what extent do you believe that the World Bank Group has moved in the right direction in terms of the focus of its work in Ecuador?

1	2	3	4	5	6	7	8	9	10	<input type="checkbox"/>
To no degree at all					To a very significant degree					Don't know

F2. How significant a role do you believe that international development cooperation (e.g., range of donors and partners) SHOULD play in Ecuador's development in the near future?

1	2	3	4	5	6	7	8	9	10	<input type="checkbox"/>
Not a significant role at all					Very significant role					Don't know

F3. Which of the following SHOULD the World Bank Group do to make itself of greater value in Ecuador? (Choose no more than TWO)

1	Provide more adequate data/knowledge/statistics/figures on Ecuador's economy
2	Ensure greater selectivity in its work
3	Offer more innovative financial products
4	Improve the competitiveness of its financing compared to markets (e.g., cost, timeliness, other terms)
5	Reach out more to groups outside of Government
6	Work faster
7	Improve the quality of its experts as related to Ecuador's specific challenges
8	Offer more innovative knowledge services
9	Collaborate more effectively with Government clients (e.g., national, state, local)
10	Increase the level of capacity development in the country
11	Reduce the complexity of obtaining World Bank Group financing
12	Increase availability of Reimbursable Advisory Services (RAS)
13	Other (please specify): _____

**SECTION G: COMMUNICATION AND INFORMATION SHARING****G1. How do you get most of your information about economic and social development issues in Ecuador? (Choose no more than TWO)**

1	Periodicals
2	International newspapers
3	Local radio
4	International radio
5	Local television
6	International television
7	Local newspapers
8	Internet
9	Social media (e.g., Facebook, blogs, Twitter, YouTube, Flickr)
10	Other (please specify): _____

G2. How would you prefer to obtain information from the World Bank Group? (Choose no more than TWO)

1	Direct contact with World Bank Group (i.e., face to face meetings/discussions)
2	e-Newsletters
3	World Bank Group's seminars/workshops/conferences
4	World Bank Group's publications and other written materials
5	World Bank Group's website
6	Social media (e.g., Facebook, blogs, Twitter, YouTube, Flickr)
7	Mobile phones
8	Other (please specify): _____

G3	Are you aware of the World Bank Group's Access to Information Policy under which the Bank will now disclose any information in its possession that is not on a list of exceptions?	Yes	No
G4	Do you use/have you used the World Bank Group website?	Yes	No
G5	Do you currently consult the World Bank Group social media sites (e.g., Facebook, blogs, Twitter, YouTube, Flickr)?	Yes	No

Please rate how much you agree with the following statements.

		Strongly disagree										Strongly agree	Don't know
G6	When I need information from the World Bank Group I know how to find it (e.g., whom to call, where to reach them, etc.)	1	2	3	4	5	6	7	8	9	10		<input type="checkbox"/>
G7	The World Bank Group's social media channels (e.g., blogs, Facebook, Twitter, YouTube, Flickr) are valuable sources of information about the institution	1	2	3	4	5	6	7	8	9	10		<input type="checkbox"/>
G8	The World Bank Group is responsive to my information requests and inquiries	1	2	3	4	5	6	7	8	9	10		<input type="checkbox"/>

**SECTION H: BACKGROUND INFORMATION****H1. Which of the following best describes your current position? (Select only ONE response)**

1	Office of the President, Prime Minister	11	NGO/Community Based Organization
2	Office of Minister	12	Media (press, radio, TV, web, etc.)
3	Office of Parliamentarian	13	Independent Government Institution (i.e., Regulatory Agency, Central Bank/oversight institution)
4	Employee of a Ministry, Ministerial Department or Implementation Agency	14	Trade Union
5	Project Management Unit (PMU) overseeing implementation of project/ Consultant/Contractor working on World Bank Group supported project/program	15	Faith-Based Group
6	Local Government Office or Staff	16	Youth Group
7	Bilateral/Multilateral Agency	17	Academia/Research Institute/Think Tank
8	Private Sector Organization	18	Judiciary Branch
9	Private Foundation	19	Other (please specify): _____
10	Financial Sector/Private Bank		

H2. Please identify the primary specialization of your work. (Select only ONE response)

1	Water	12	Gender
2	Social protection and labor	13	Transport and ICT
3	Fragility, conflict and violence	14	Urban, rural, and social development
4	Environment and natural resources	15	Governance
5	Public-private partnerships	16	Poverty
6	Education	17	Jobs
7	Health, nutrition, and population	18	Agriculture
8	Energy and extractives	19	Climate Change
9	Macroeconomics and fiscal management	20	Generalist (specialized in multiple sectors)
10	Trade and competitiveness	21	Other (please specify): _____
11	Finance and markets		

H3. Which one of the following best describes your level of interaction with the World Bank Group (IBRD/IDA, IFC, or MIGA) in your country? (Select only ONE response)

1	I currently collaborate with the World Bank Group
2	I have previously collaborated with the World Bank Group
3	Both of the above (I currently collaborate and previously have collaborated with the World Bank Group)
4	I have never collaborated with the World Bank Group

**SECTION H: BACKGROUND INFORMATION**

H4. Which of the following agencies of the World Bank Group do you primarily engage with in Ecuador? (Select only ONE response)

- | | |
|---|---|
| 1 | The World Bank (IBRD) |
| 2 | The International Finance Corporation (IFC) |
| 3 | The Multilateral Investment Guarantee Agency (MIGA) |
| 4 | Other (please specify): _____ |

**H5. Do your projects involve both the World Bank and the IFC?
(If YES please go to Question H6; If NO please go to H7)**

- | | |
|---|-----|
| 1 | Yes |
| 2 | No |

**H6. If yes, what was your view of how the two institutions work together in Ecuador?
(Select only ONE response)**

- | | |
|---|--|
| 1 | The two institutions work well together |
| 2 | The way the two institutions work together needs improvement |
| 3 | The two institutions do not work well together |
| 4 | Don't know |

**H7. Which of the following describes most of your exposure to the World Bank Group in Ecuador?
(Choose no more than TWO)**

- | | |
|---|---|
| 1 | Observer (i.e., follow in media, discuss in informal conversations, etc.) |
| 2 | Use World Bank Group reports/data |
| 3 | Engage in World Bank Group related/sponsored events/activities |
| 4 | Collaborate as part of my professional duties |
| 5 | Use World Bank Group website for information, data, research, etc. |

H8. What's your gender?

- | | |
|---|--------|
| 1 | Female |
| 2 | Male |

H9. Which best represents your geographic location?

- | | |
|---|---------------------------|
| 1 | Sierra (Andean highlands) |
| 2 | Costa (Coastal lowlands) |
| 3 | Amazonía (Amazon) |

Thank you for completing the survey!