

FY 2018 Ethiopia Country Opinion Survey Report

THE WORLD BANK GROUP

Public Opinion Research Group



WORLD BANK GROUP

November 2018



Acknowledgements

The Ethiopia Country Opinion Survey is part of the Country Opinion Survey Program series of the World Bank Group. This report was prepared by the Public Opinion Research Group (PORG), led by Sharon Felzer (Senior Communications Officer, Head of PORG). Svetlana Markova, Jessica Cameron, Antonina Redko, and Calita Woods oversaw design, reporting, and analysis. Dania Mendoza, Noreen Wambui, Irina Popova and Kseniia Ivanenko provided data support. PORG acknowledges the significant contribution from the Ethiopia country team and the independent fielding agency Eureka Services. In particular, PORG is grateful for the support from Gelila Woodeneh (Senior Communications Officer) who coordinated the survey related activities from Addis Ababa, Ethiopia.



Country Opinion Surveys
THE WORLD BANK GROUP



Table of Contents

I. Objectives	3
II. Methodology.....	3
III. Demographics of the Sample.....	4
IV. General Issues Facing Ethiopia	8
V. Overall Attitudes toward the World Bank Group.....	14
VI. Sectoral Effectiveness.....	19
VII. How the World Bank Group Operates	23
VIII. World Bank Group's Knowledge and Instruments	29
IX. The Future Role of the World Bank Group in Ethiopia.....	33
X. Communication and Outreach	40
XI. Appendices.....	44





I. Objectives

This survey was designed to assist the World Bank Group (WBG) in gaining a better understanding of how stakeholders in Ethiopia perceive the WBG. The survey explored:

- *General Issues Facing Ethiopia*
- *Overall Attitudes toward the World Bank Group*
- *World Bank Group's Effectiveness and Results*
- *The World Bank Group's Knowledge Work and Activities*
- *Working with the World Bank Group*
- *The Future Role of the World Bank Group in Ethiopia*
- *Communication and Information Sharing*
- *Background Information*

II. Methodology

From May to June 2018, 300 stakeholders of the WBG in Ethiopia were invited to provide their opinions on the WBG's work in the country by participating in a Country Opinion Survey. Participants were drawn from the Office of the President, Prime Minister; office of a Minister; office of a Parliamentarian; ministries/ministerial departments/implementation agencies; Project Management Units (PMUs) overseeing implementation of WBG projects; consultants/contractors working on WBG-supported projects/programs; local governments; bilateral and multilateral agencies; private sector organizations; private foundations; the financial sector/private banks; NGOs/community based organizations; the media; independent government institutions; trade unions; faith-based groups; youth groups; academia/research institutes/think tanks; the judiciary branch; and other organizations.

A total of 193 stakeholders participated in the survey (64% response rate). Respondents completed the questionnaires with a representative from the local fielding agency.

Every country that engages in the Country Opinion Survey (COS) must include specific indicator questions that will be aggregated for the World Bank Group's annual Corporate Scorecard. These questions are identified throughout the survey report.

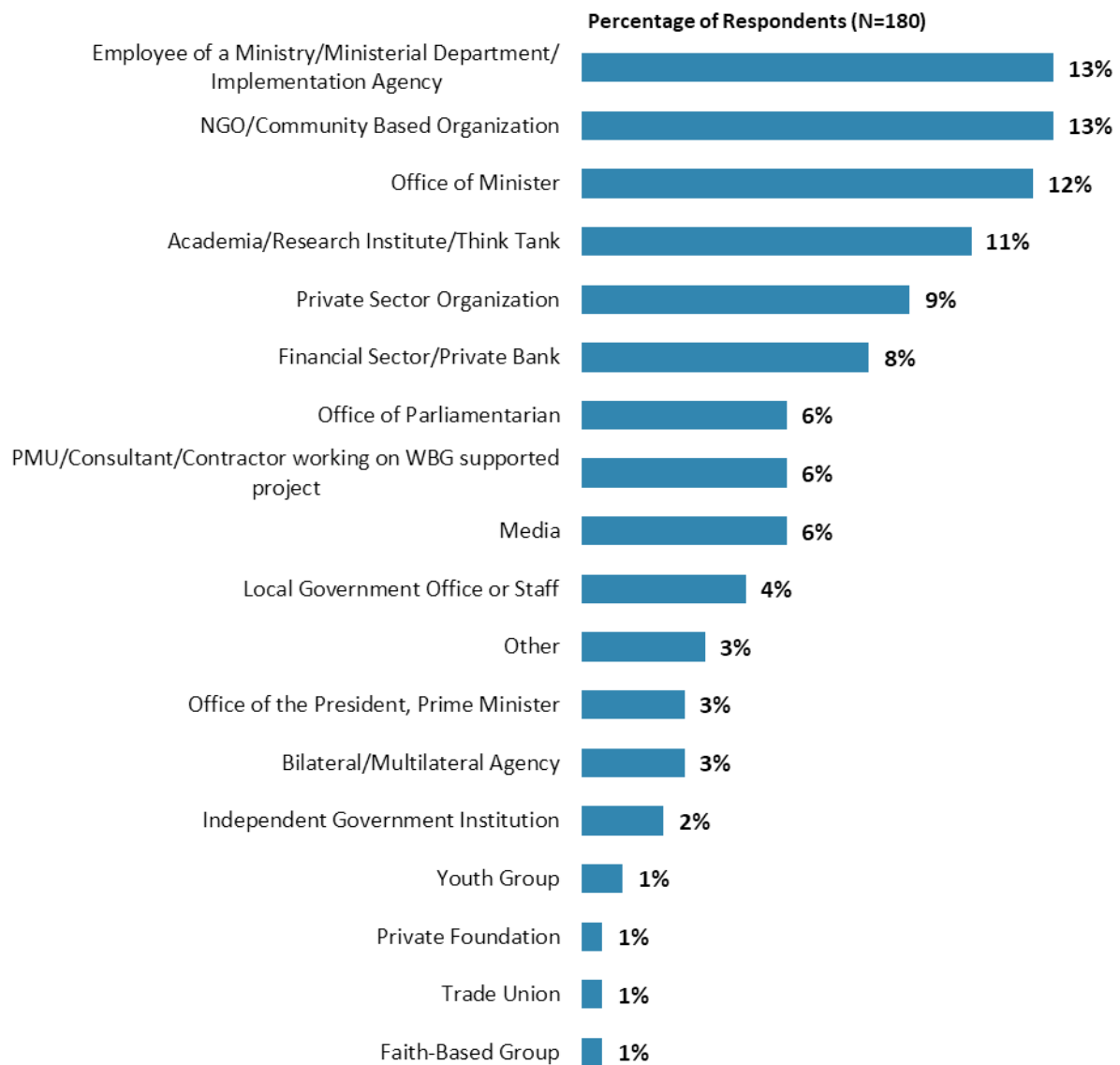
The results in this year's Country Survey were compared to those in the Country Survey conducted in FY'15 (response rate was 50%, N=146). Data were weighted to reach the same stakeholder composition in both years, which allows for year comparisons. Stakeholder groups which were not present in both fiscal years were not included in the comparison. Respondents who belonged to the "other" stakeholder category were not included either. As a result, mean ratings, percentages of respondents, and the total number of respondents in both years are slightly different from those of the original data reported in the FY'15 COS report and the non-weighted data presented in appendices A, B, C and E. For the weighted stakeholder breakdown and year comparison results, please refer to Appendix D (page 95).



III. Demographics of the Sample

Current Position

- For further analyses, respondents from the Office of the President/Prime Minister were combined with respondents from the office of a minister; employees of ministries/ministerial departments/implementation agencies, respondents from PMUs, and consultants working on WBG projects were combined; respondents from the financial sector/private banks were combined with those from private sector organizations; respondents from NGOs/community based organizations, private foundations, trade unions, faith-based groups, and youth groups were combined in the “CSO” category; and the small number of respondents from bilateral/multilateral agencies and independent government institutions were included in the “Other” category. There were no respondents from the judiciary branch.



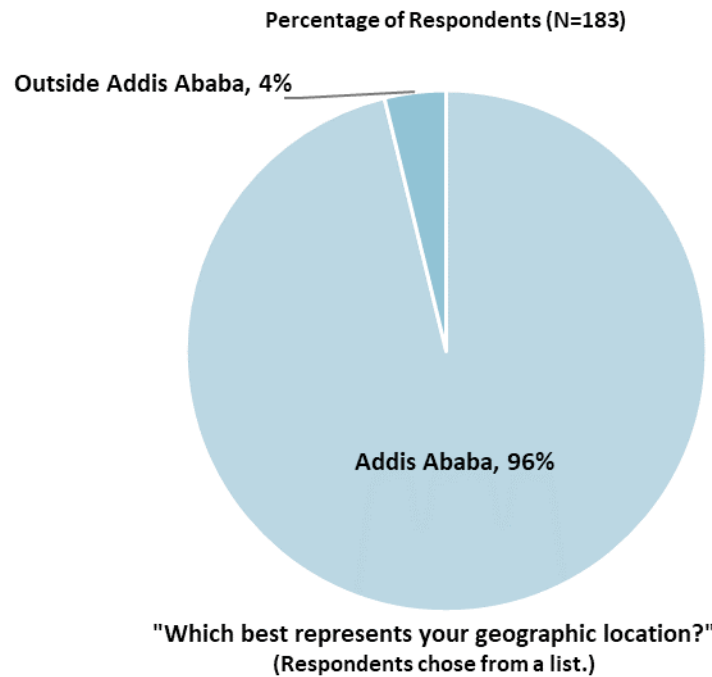
“Which of the following best describes your current position?” (Respondents chose from a list.)



III. Demographics of the Sample (continued)

Geographic Location

- Because of the small number of respondents from outside Addis Ababa, comparisons of geographic locations were not conducted.

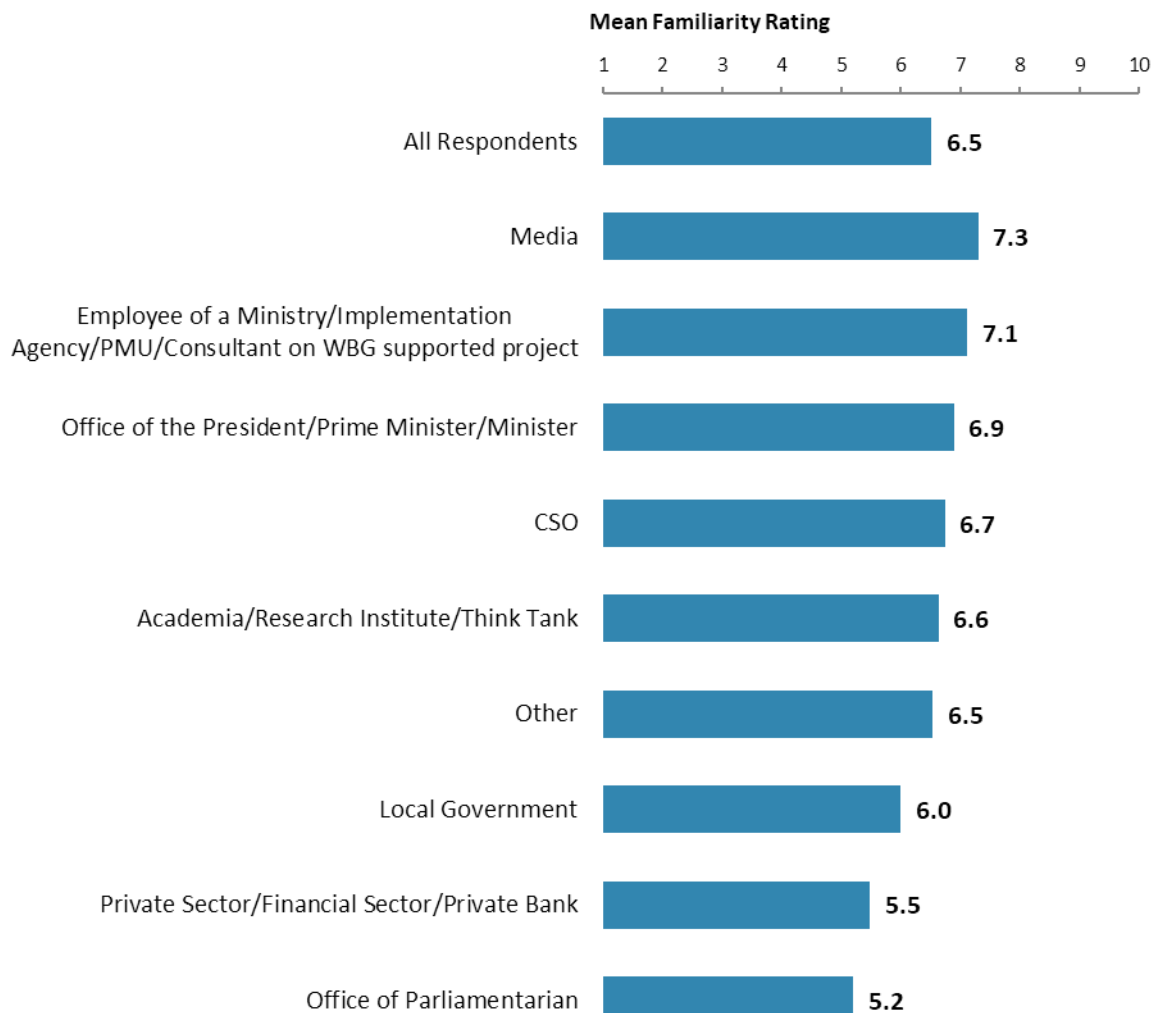




III. Demographics of the Sample (continued)

Familiarity with the World Bank Group

- Respondents' levels of familiarity with the WBG were significantly correlated with their ratings of the WBG's overall effectiveness in Ethiopia and the extent to which the WBG plays a relevant role in development in Ethiopia.

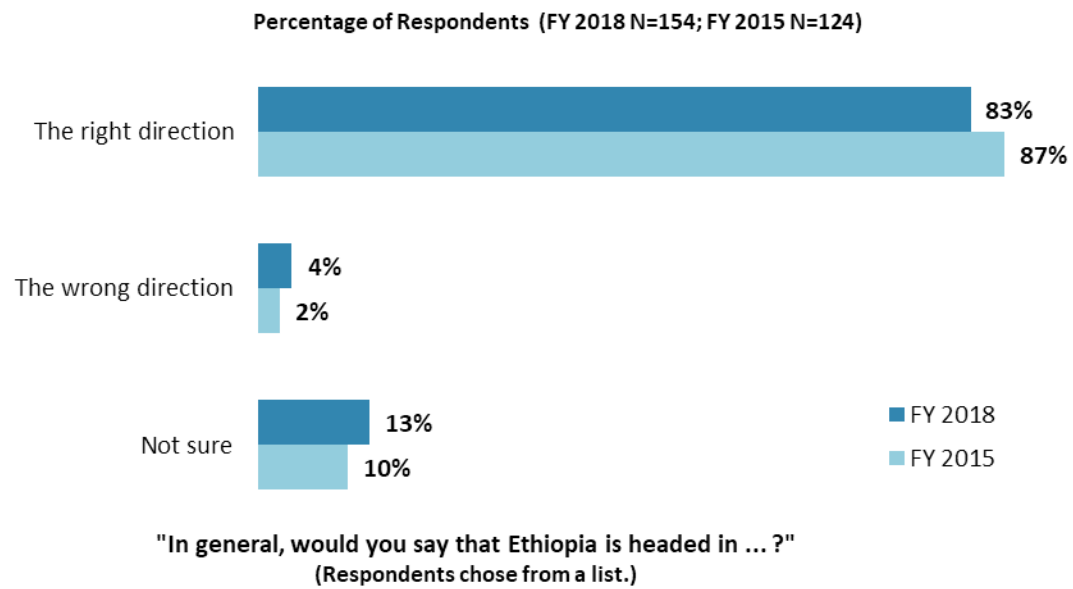


"How familiar are you with the work of the World Bank Group in Ethiopia?"
(1 - "Not familiar at all", 10 - "Extremely familiar")



IV. General Issues Facing Ethiopia

Headed in the Right Direction¹

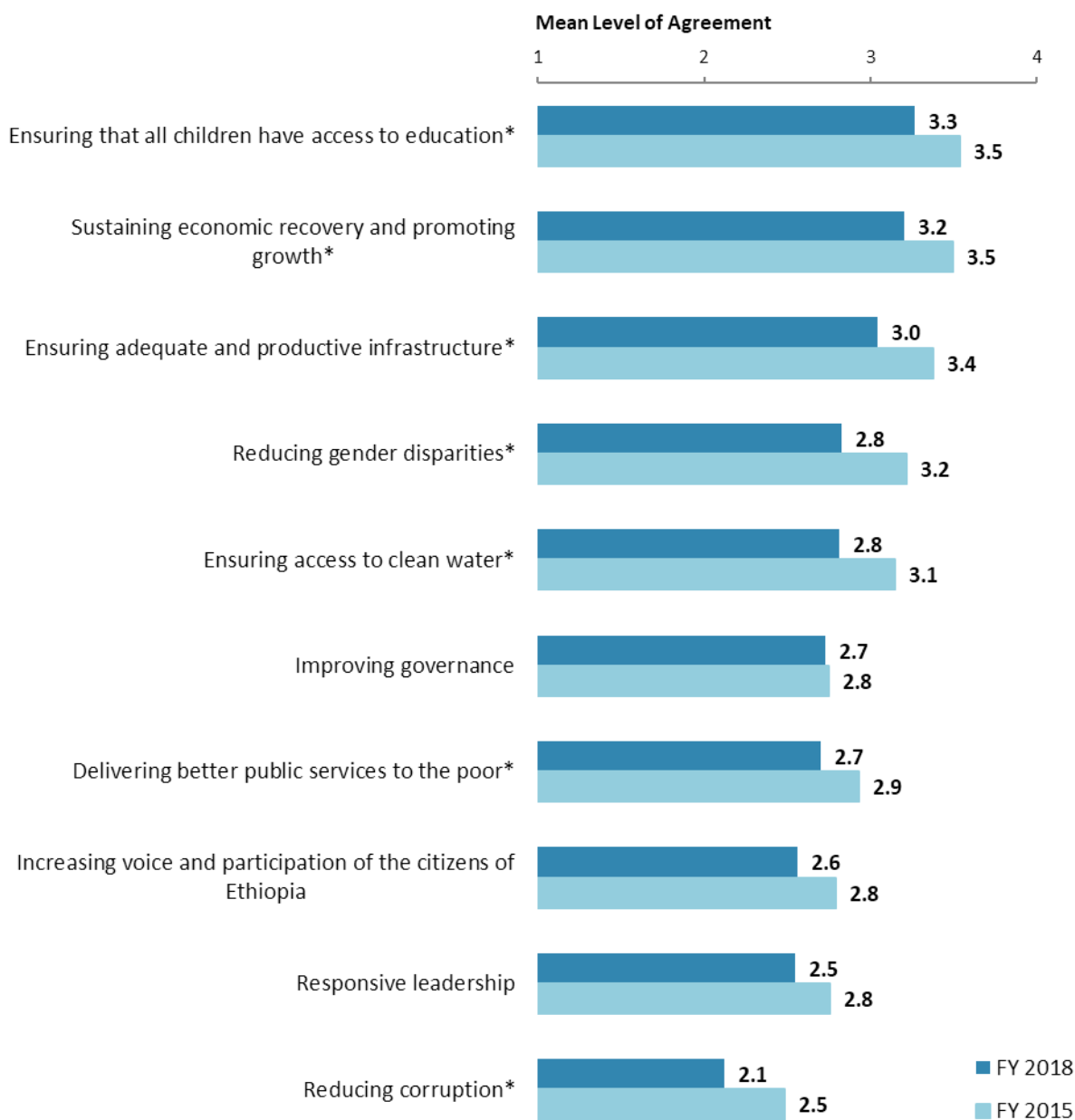


¹ Percentages presented in the chart were calculated based on weighted data.



IV. General Issues Facing Ethiopia (continued)

Headed in the Right Direction (continued)²



"In general, Ethiopia is headed in the right direction in terms of..."
(1 - "Strongly disagree", 4 - "Strongly agree")
(*Significantly different between FY 2018 and FY 2015)

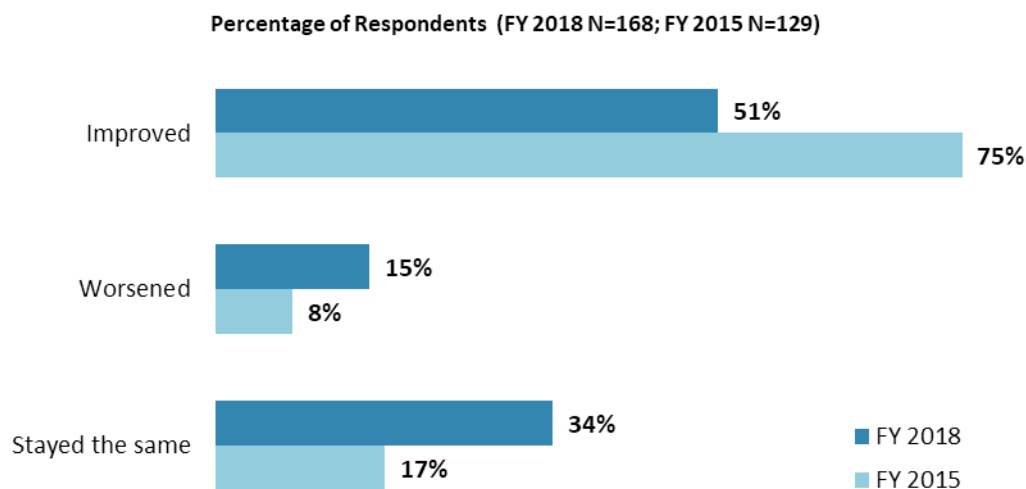
² Means presented in the chart were calculated based on weighted data.



IV. General Issues Facing Ethiopia (continued)

Standard of Living in Ethiopia³

- **Year comparison:** This year's respondents were significantly less likely to believe that their economic status/standard of living has improved over the past five years compared to respondents in the FY'15 Country Survey.



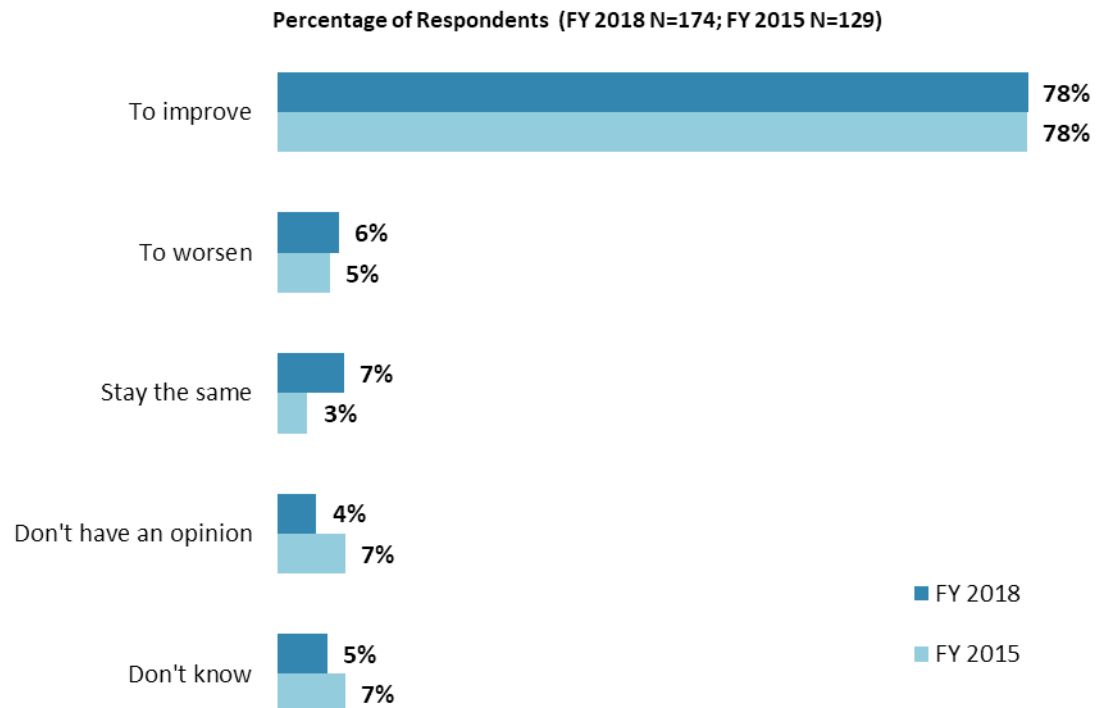
"In general, over the past five years would you say that your economic status/standard of living has ... ?"
(Respondents chose from a list.)

³ Percentages presented in the chart were calculated based on weighted data.

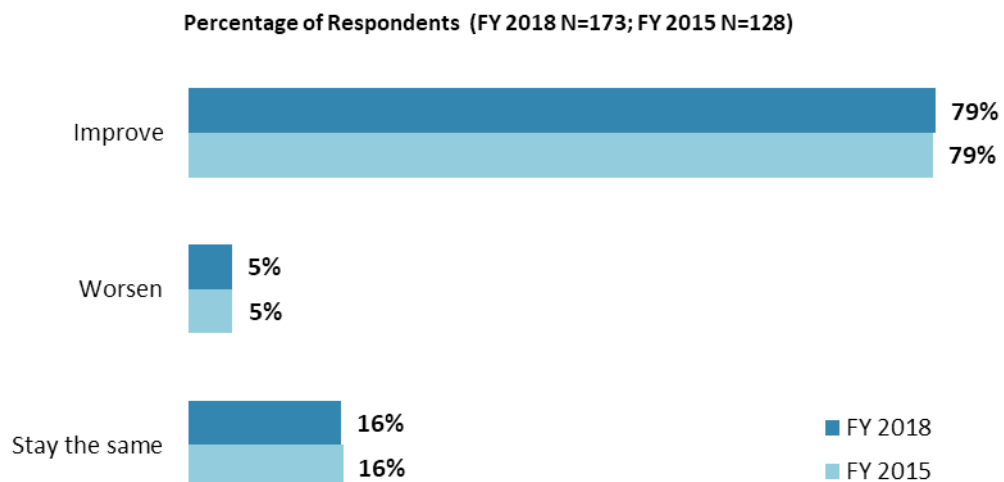


IV. General Issues Facing Ethiopia (continued)

Standard of Living in Ethiopia (continued)⁴



"In general, over the next five years do you expect the standard of living in Ethiopia ... ?"
(Respondents chose from a list.)



"Over the next five years do you expect your own economic status/standard of living to ... ?"
(Respondents chose from a list.)

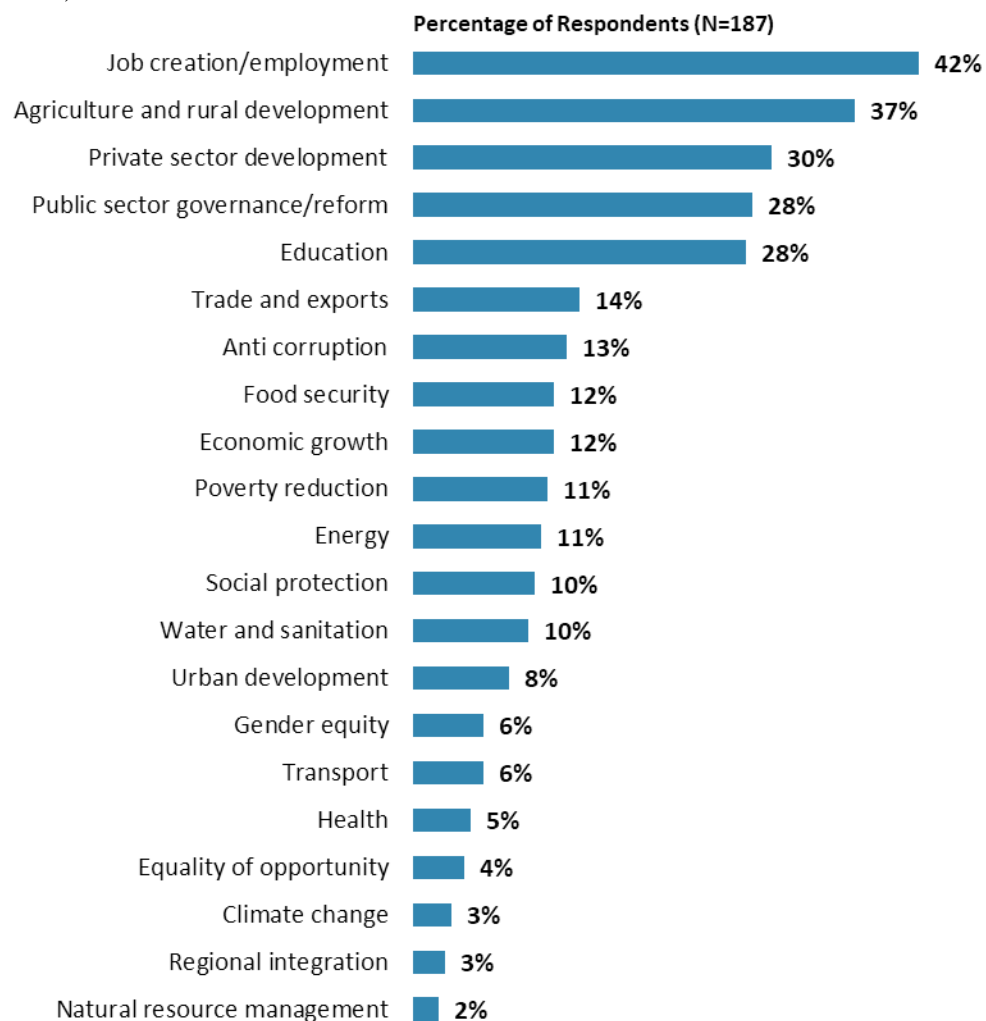
⁴ Percentages presented in the charts on this page were calculated based on weighted data.



IV. General Issues Facing Ethiopia (continued)

Development Priority

- **Year comparison:** Respondents in the previous FY'15 Country Survey indicated that the most important development priorities in Ethiopia were “*job creation/employment*” (34%), “*economic growth*” (29%), “*poverty reduction*” (26%), and “*private sector development*” (25%).
- **Specialization:** Respondents who identified their primary specialization of work as “*governance*” (12% of the sample) were significantly more likely to indicate that “*public sector governance/reform*” was the most important development priority in Ethiopia, compared to the rest of respondents in other areas of work (governance specialists = 72%; others = 24%).



"Listed below are a number of development priorities in Ethiopia. Please identify which of the following you consider the most important development priorities in Ethiopia. (Choose no more than THREE)" (Respondents chose from a list. Responses combined. Top 21 out of 25 response options shown.)

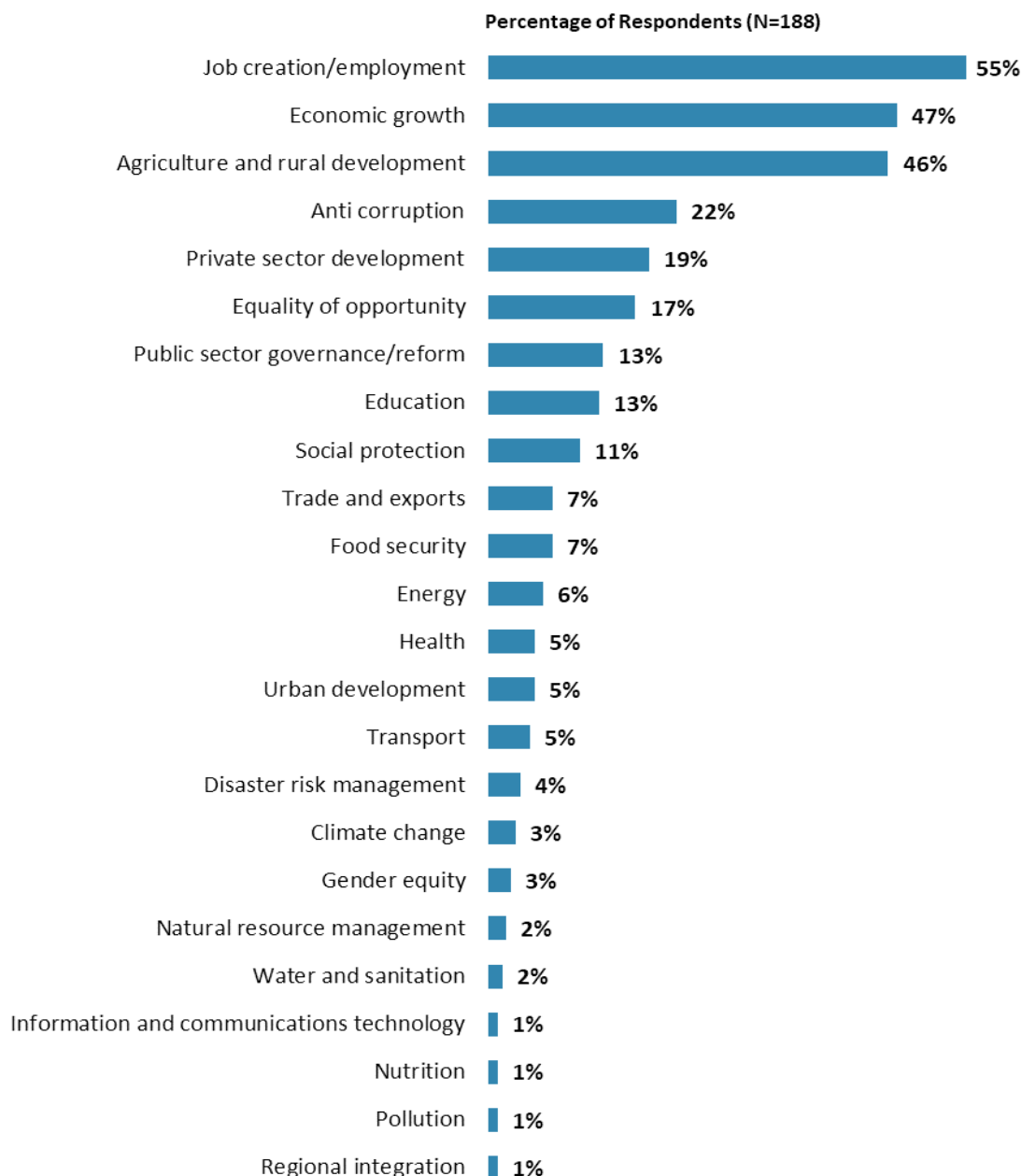
* When more than 10% of the sample are respondents from a particular sector (see the full list of specialized areas in question H2 in Appendix F), analyses are done to see these respondents' views about the development priorities in a country.



IV. General Issues Facing Ethiopia (continued)

What Would Contribute Most to Reducing Poverty

- **Year comparison:** In the previous FY'15 Country Survey, respondents indicated that the greatest contributors to poverty reduction in Ethiopia were “*economic growth*” (39%), “*rural development*” (34%), and “*job creation/employment*” (34%).

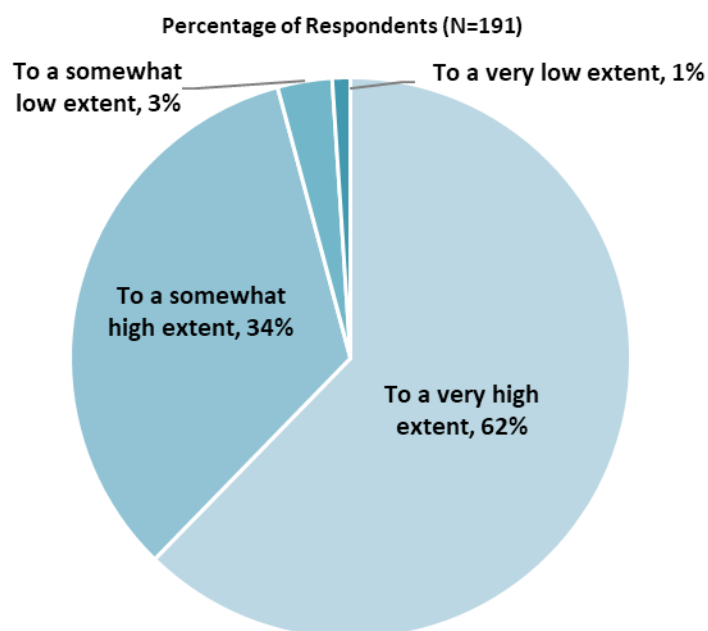


"Poverty reduction is a broad term that encompasses work in many different areas. Which THREE areas of development listed below do you believe would contribute most to reducing poverty in Ethiopia? (Choose no more than THREE)"
(Respondents chose from a list. Responses combined.)



IV. General Issues Facing Ethiopia (continued)

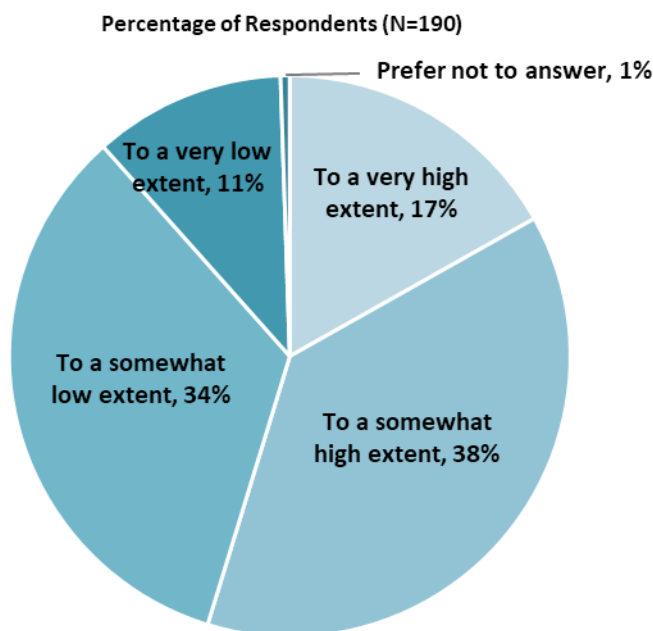
Gender Equity and Economic Development



"To what extent is greater gender equity necessary for sustainable economic development in Ethiopia?" (Respondents chose from a list.)

(Note: No respondents selected "Prefer not to answer" response option.)

Gender Equity in Ethiopia



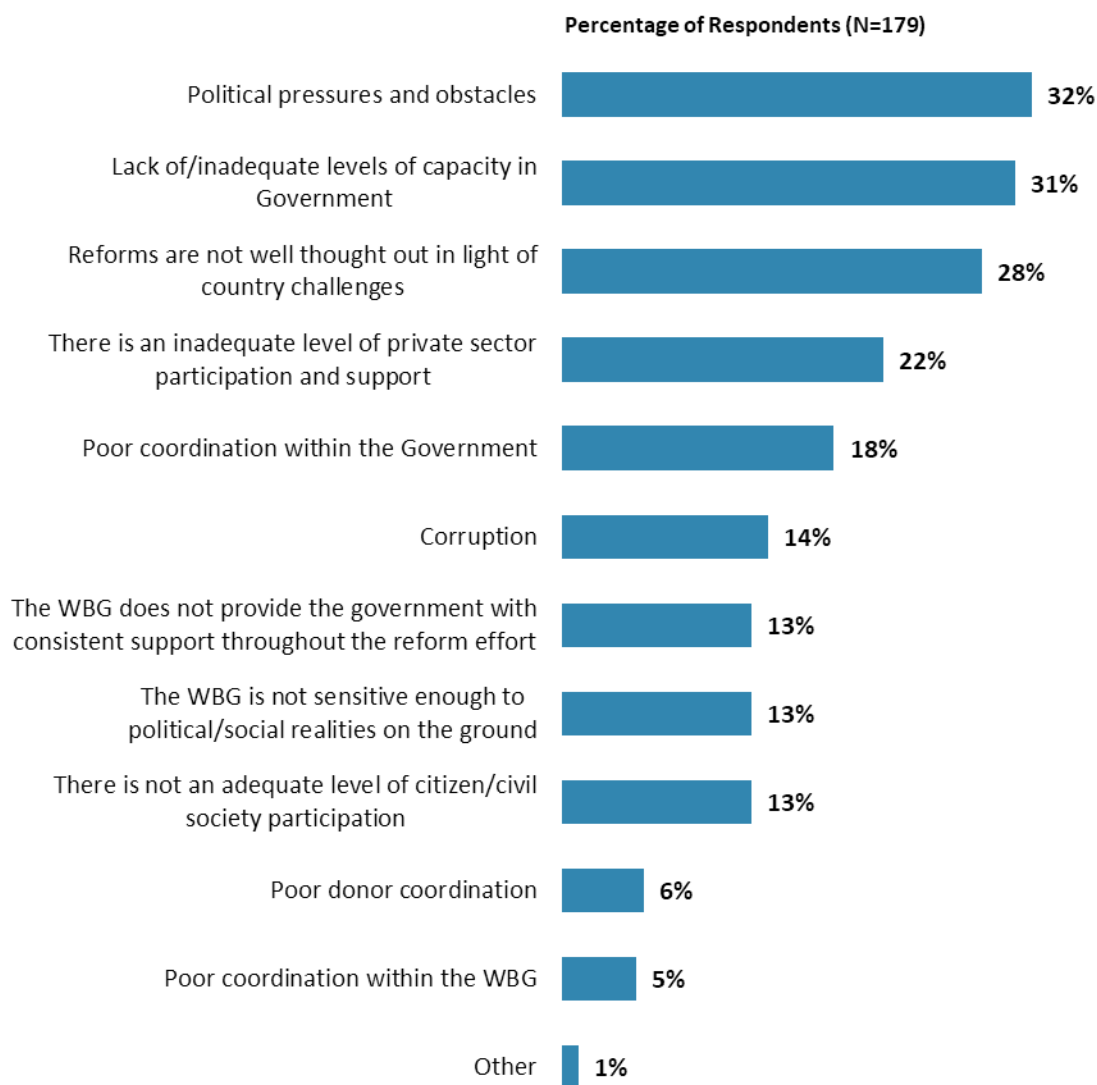
"To what extent is there gender equity (little to no gap between women and men, and boys and girls) in Ethiopia?" (Respondents chose from a list.)



V. Overall Attitudes toward the World Bank Group

Attributing Failed/Slow Reform Efforts

- **Year comparison:** Respondents in the FY'15 Country Survey indicated that they most often attributed failed or slow WBG assisted reform efforts to that *“the World Bank Group is not sensitive enough to political/social realities on the ground”* (35%) and to *“lack of/inadequate levels of capacity in Government”* (32%).

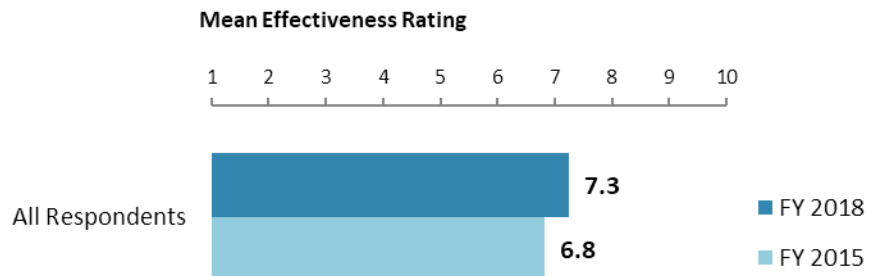


"When World Bank Group assisted reform efforts fail or are slow to take place, which of the following would you attribute this to? (Choose no more than TWO)"
(Respondents chose from a list. Responses combined.)



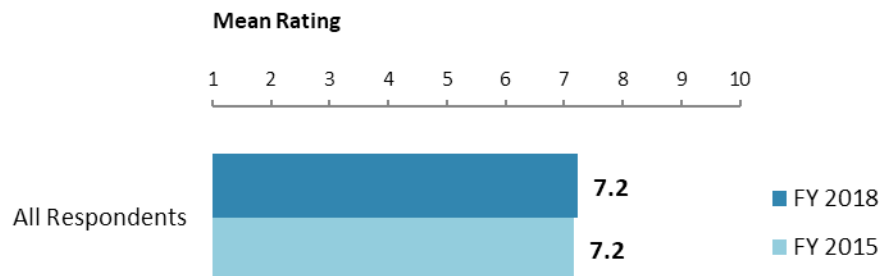
V. Overall Attitudes toward the World Bank Group (continued)

The World Bank Group's Overall Effectiveness⁵ (*Indicator Question*)



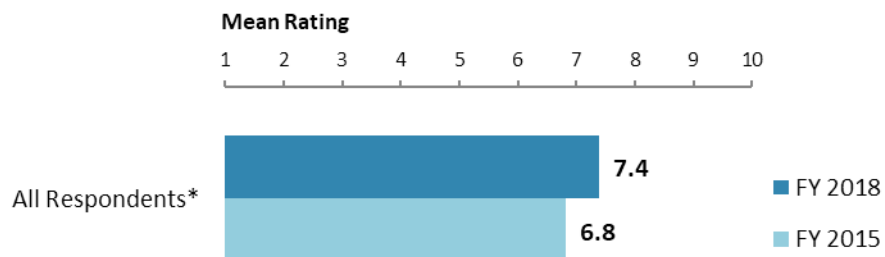
"Overall, please rate your impression of the World Bank Group's effectiveness in Ethiopia."
(1 - "Not effective at all", 10 - "Very effective")

Achieving Development Results (*Indicator Question*)



"To what extent does the World Bank Group's work help to achieve development results in Ethiopia?" (1-"To no degree at all", 10-"To a very significant degree")

WBG Staff Preparedness



"To what extent do you believe the World Bank Group's staff is well prepared (e.g., skills and knowledge) to help Ethiopia solve its most complicated development challenges?"
(1-"To no degree at all", 10-"To a very significant degree")
(*Significantly different between FY 2018 and FY 2015)

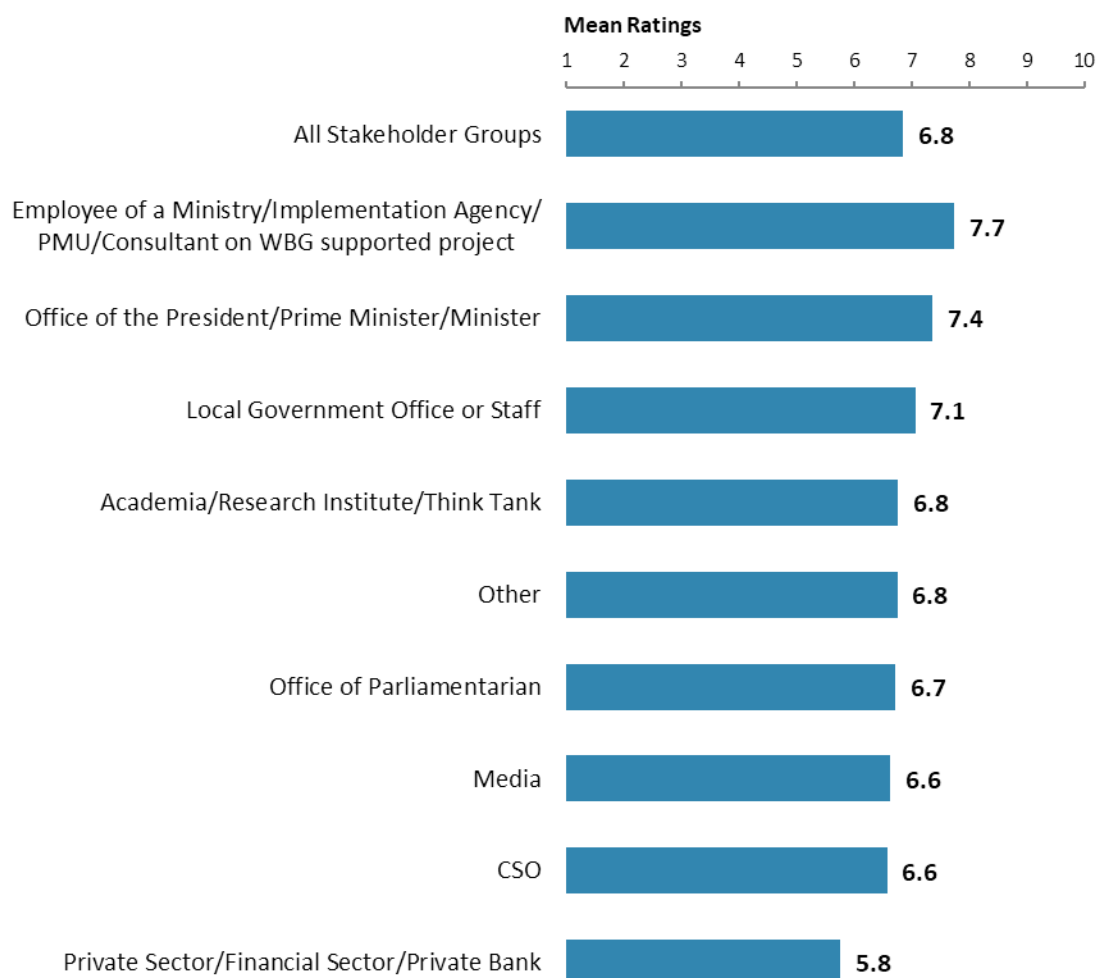
⁵ Means presented in the charts on this page were calculated based on weighted data.



V. Overall Attitudes toward the World Bank Group (continued)

Overall Ratings for Indicator Questions by Stakeholder Groups

- **Stakeholder groups:** Employees of ministries/ministerial departments/implementation agencies, respondents from PMUs, and consultants working on WBG projects had the highest mean ratings for the aggregated responses to the twenty-six COS indicator questions, whereas respondents from the private sector/financial sector/private banks had significantly lower mean ratings. Responses for individual indicator questions by stakeholder groups can be found in Appendix B (page 63).
- **Collaboration:** Respondents who collaborate with the WBG had significantly higher mean ratings for the aggregated responses to the twenty-six COS indicator questions (mean rating = 7.4) compared to respondents who do not collaborate with the WBG (mean rating = 6.4). Responses for individual indicator questions by exposure to the WBG can be found in Appendix E (page 101).



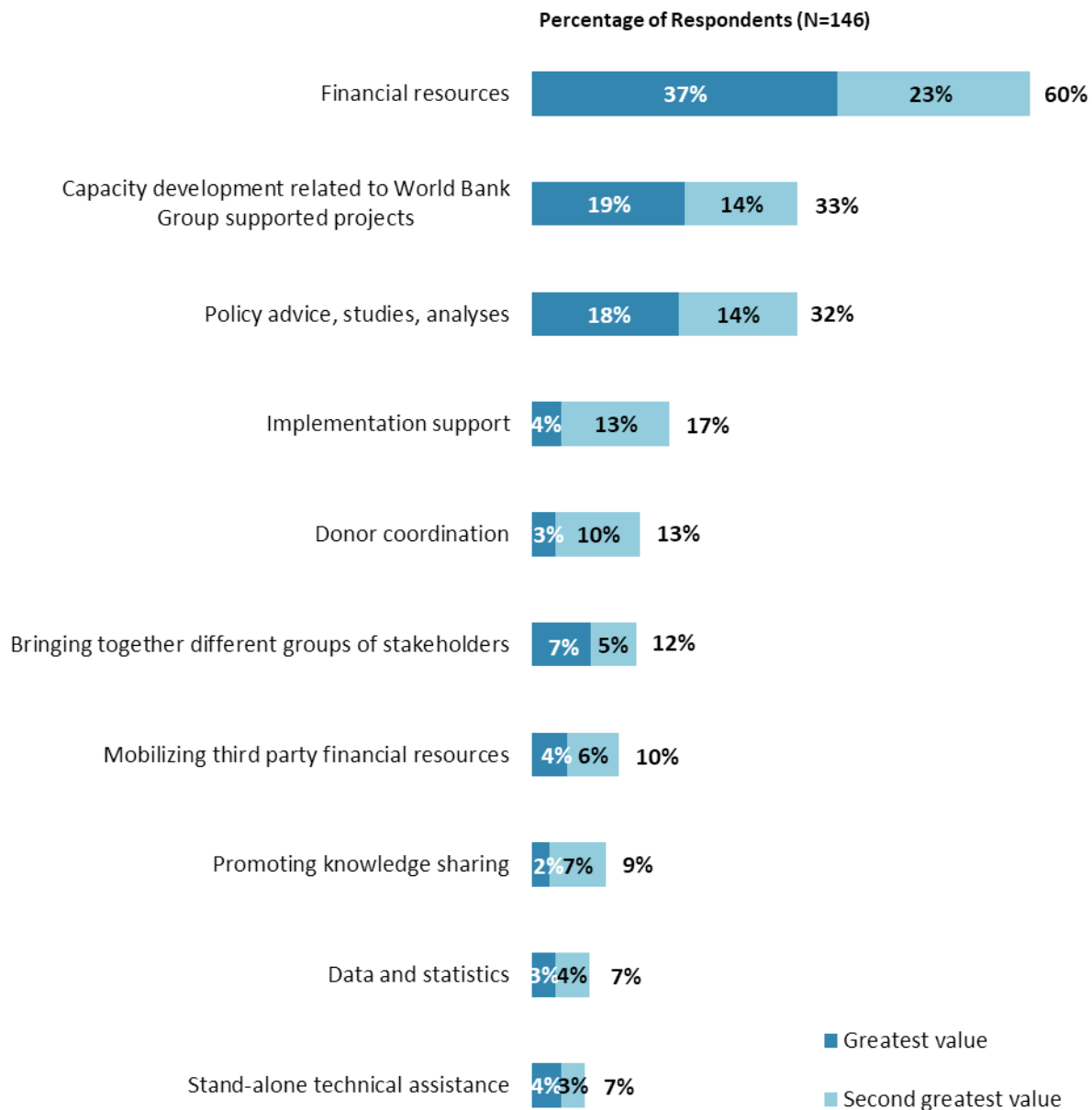
Mean Ratings for All Indicator Questions by Stakeholder Groups on a Scale from 1 to 10



V. Overall Attitudes toward the World Bank Group (continued)

Greatest Value

- **Year comparison:** Respondents in the previous FY'15 Country Survey indicated that the WBG's greatest values to Ethiopia were its "*financial resources*" (65%), "*capacity development*" (46%), and "*policy advice, studies, analyses*" (37%).



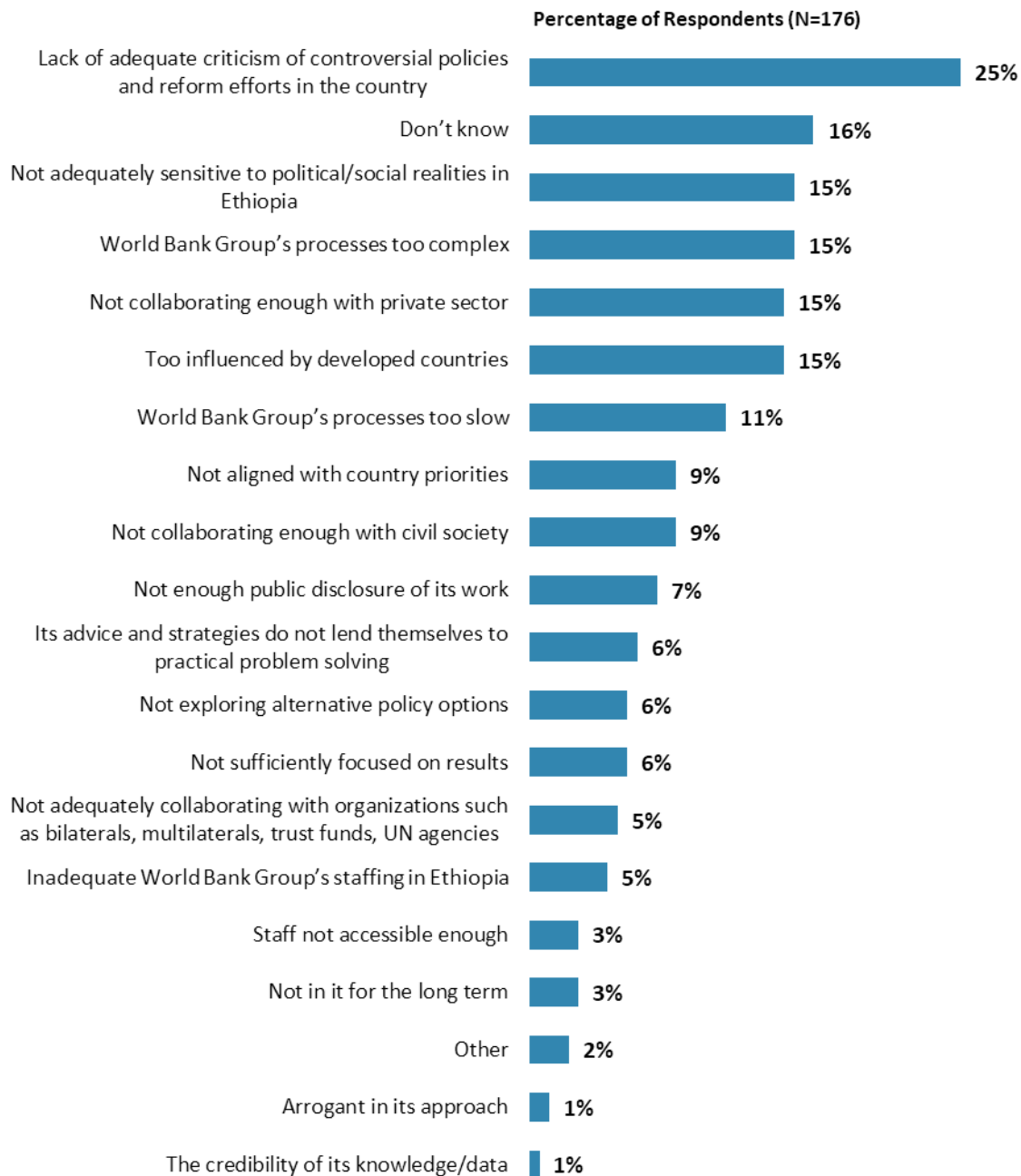
"When thinking about the World Bank Group's role, which activity do you believe is of greatest VALUE and which activity is of second greatest value in Ethiopia?"
(Respondents chose from a list.)



V. Overall Attitudes toward the World Bank Group (continued)

Greatest Weakness

- **Year comparison:** Respondents in the previous FY'15 Country Survey indicated that the World Bank's greatest weaknesses in its work in Ethiopia were: "*World Bank Group's processes too complex*" (30%) and the WBG being "*too influenced by developed countries*" (27%).

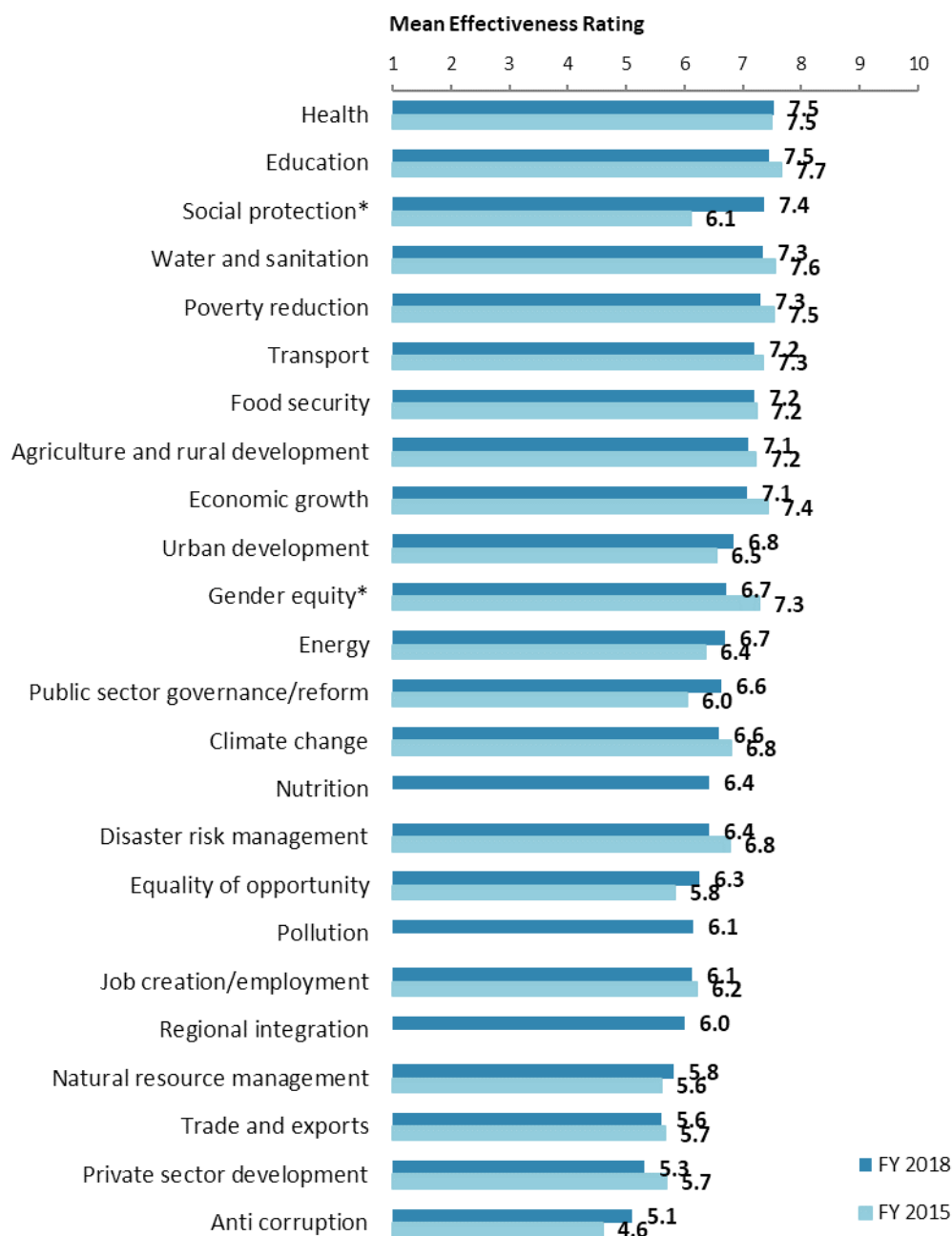


"Which of the following do you identify as the World Bank Group's greatest WEAKNESSES in its work in Ethiopia? (Choose no more than TWO)" (Respondents chose from a list. Responses combined.)



VI. Sectoral Effectiveness

Effectiveness of WBG's Support in Sectoral Areas: Year Comparison⁶



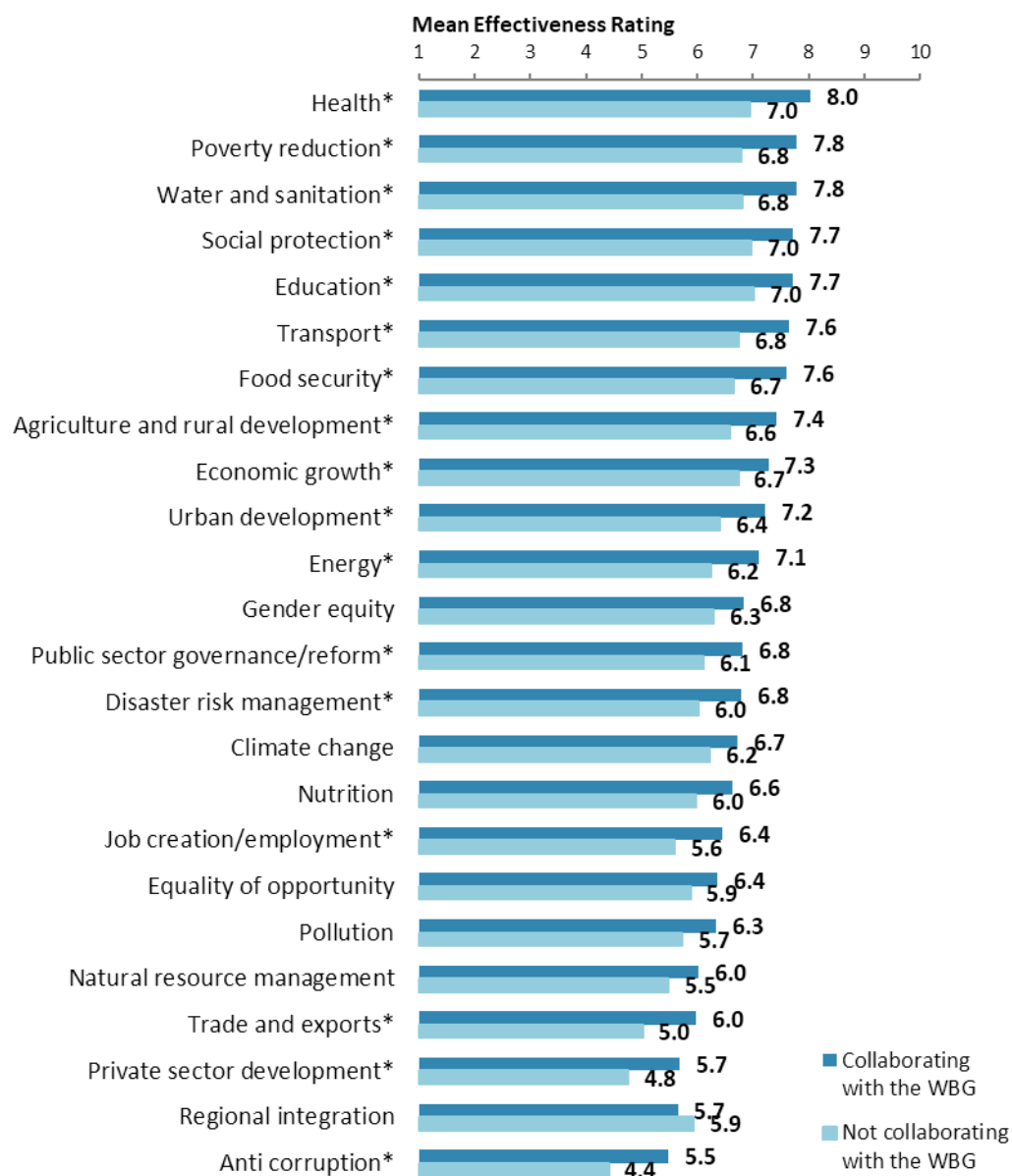
"How EFFECTIVE do you believe the World Bank Group is in terms of the work it does in the following areas of development in Ethiopia?" (1-"Not effective at all", 10-"Very effective")
(*Significantly different between FY 2018 and FY 2015)

⁶ Means presented in this chart were calculated based on weighted data. See Appendix D for details.



VI. Sectoral Effectiveness (continued)

Effectiveness of WBG's Support in Sectoral Areas: Collaboration⁷



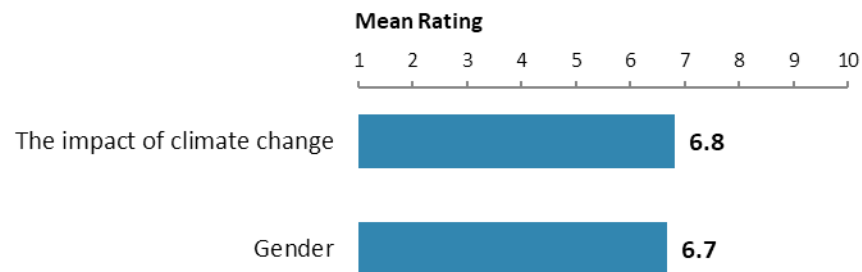
"How EFFECTIVE do you believe the World Bank Group is in terms of the work it does in the following areas of development in Ethiopia?" (1-"Not effective at all", 10-"Very effective")
(*Significantly different between collaborators and non-collaborators with the WBG)

⁷ Note in the Appendix on the sectoral effectiveness (Appendix A, page 46) that primarily informed stakeholders responded to this question. Respondents were given the option of "don't know" if they did not have exposure to the WBG's work in certain development areas.



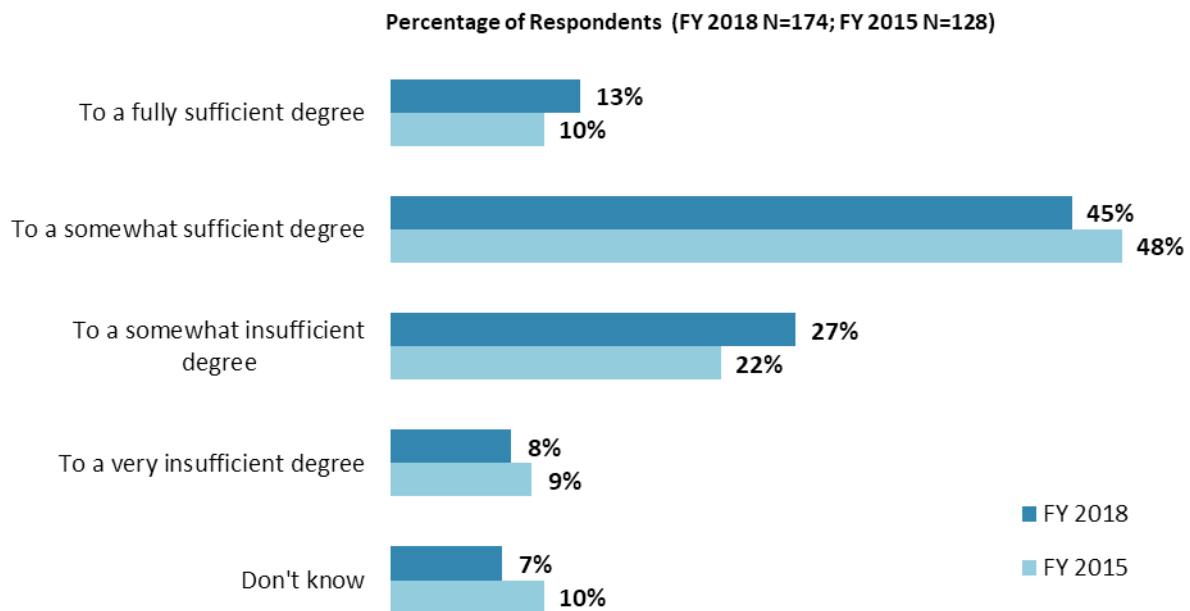
VI. Sectoral Effectiveness (continued)

WBG's Impact on Gender and Climate Change



"In Ethiopia, to what extent do the World Bank Group's financial resources, advice, and knowledge influence policy related to ... ?"
(1 - "To no degree at all", 10 - "To a very significant degree")

Helping the Poorest

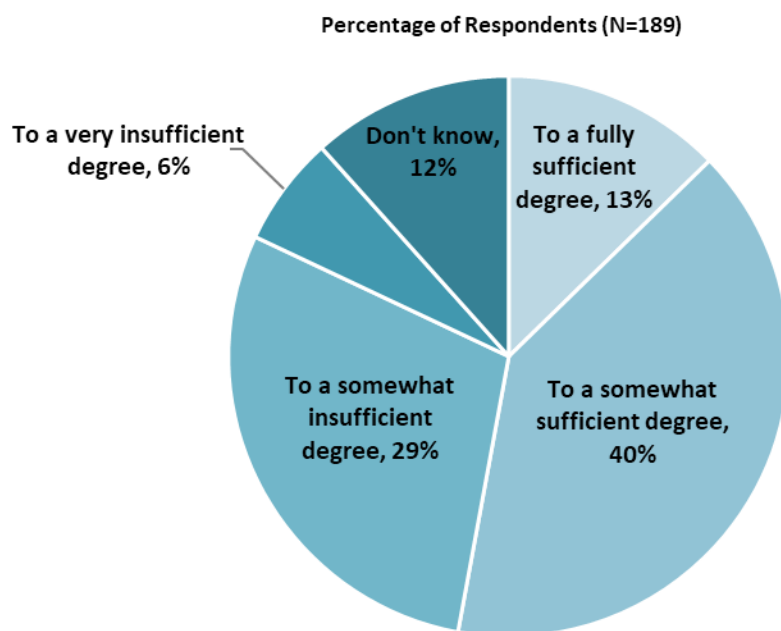


"To what extent do you believe that the World Bank Group's work and support help the poorest in Ethiopia?" (Respondents chose from a list.)



VI. Sectoral Effectiveness (continued)

Supporting Gender Equality in Benefitting from Economic Development




“To what extent do you believe that the World Bank Group’s support helps ensure that men and women equally benefit from economic development in Ethiopia?” (Respondents chose from a list.)

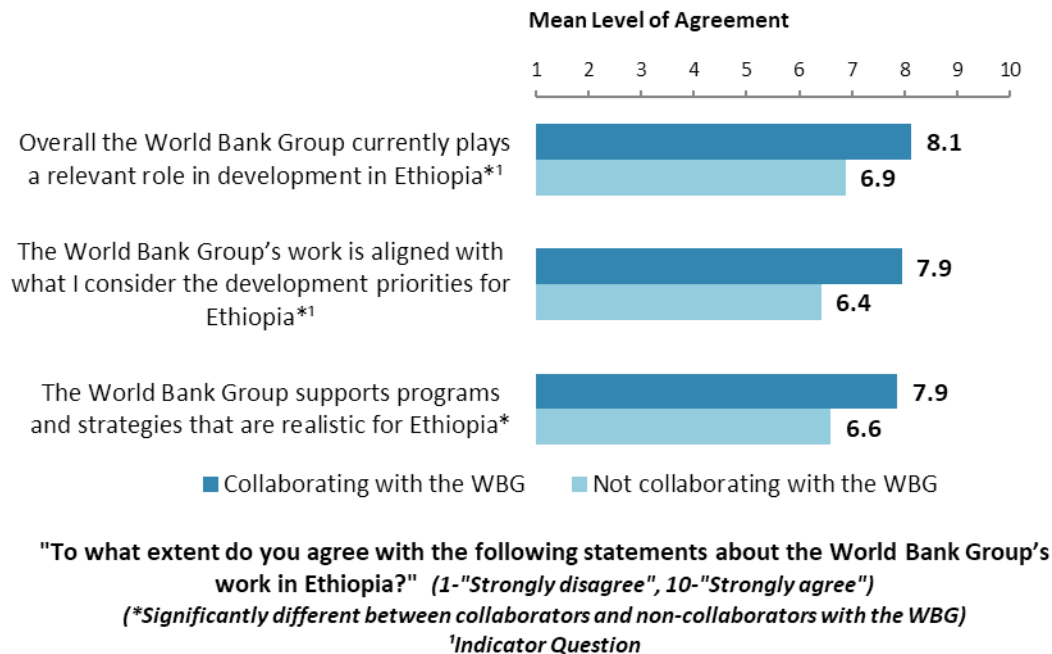


VII. How the World Bank Group Operates

The World Bank Group's Work in Ethiopia: Year Comparison⁸



The World Bank Group's Work in Ethiopia: Collaboration

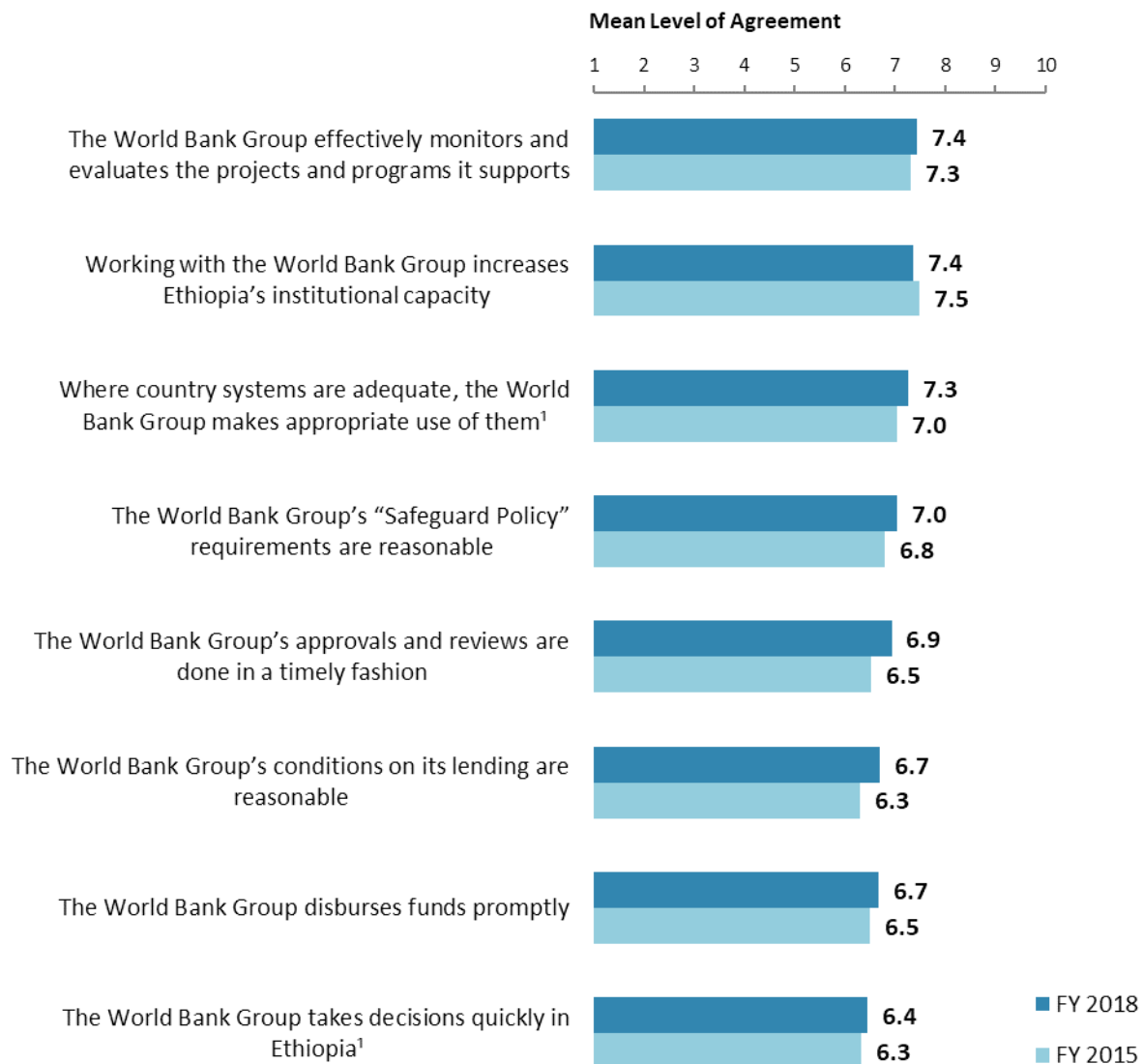


⁸ Means in the chart were calculated based on weighted data.



VII. How the World Bank Group Operates (continued)

Overall Perceptions: Year Comparison⁹



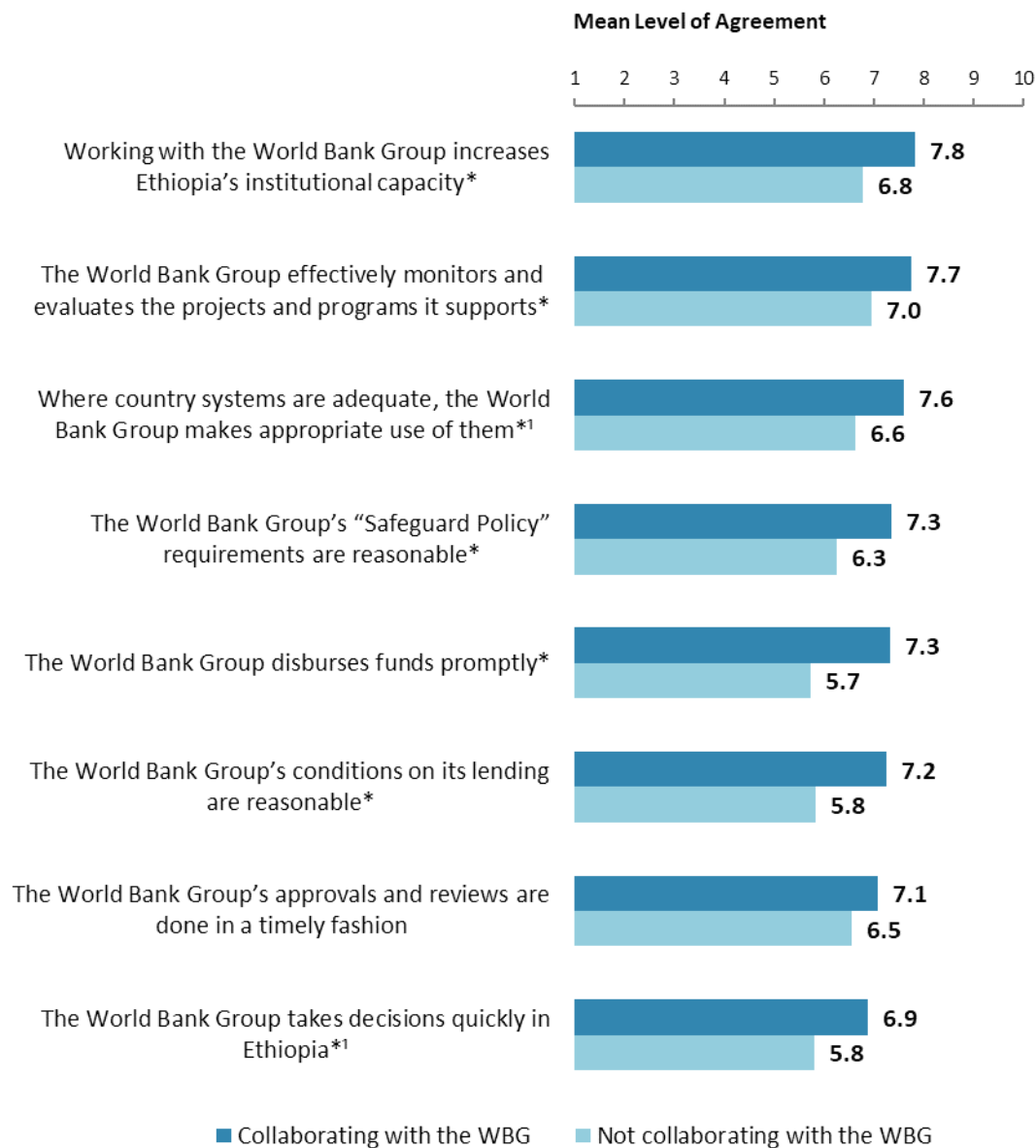
"To what extent do you agree/disagree with the following statements?"
(1-"Strongly disagree", 10-"Strongly agree")
¹Indicator Question

⁹ Means in the chart were calculated based on weighted data.



VII. How the World Bank Group Operates (continued)

Overall Perceptions: Collaboration

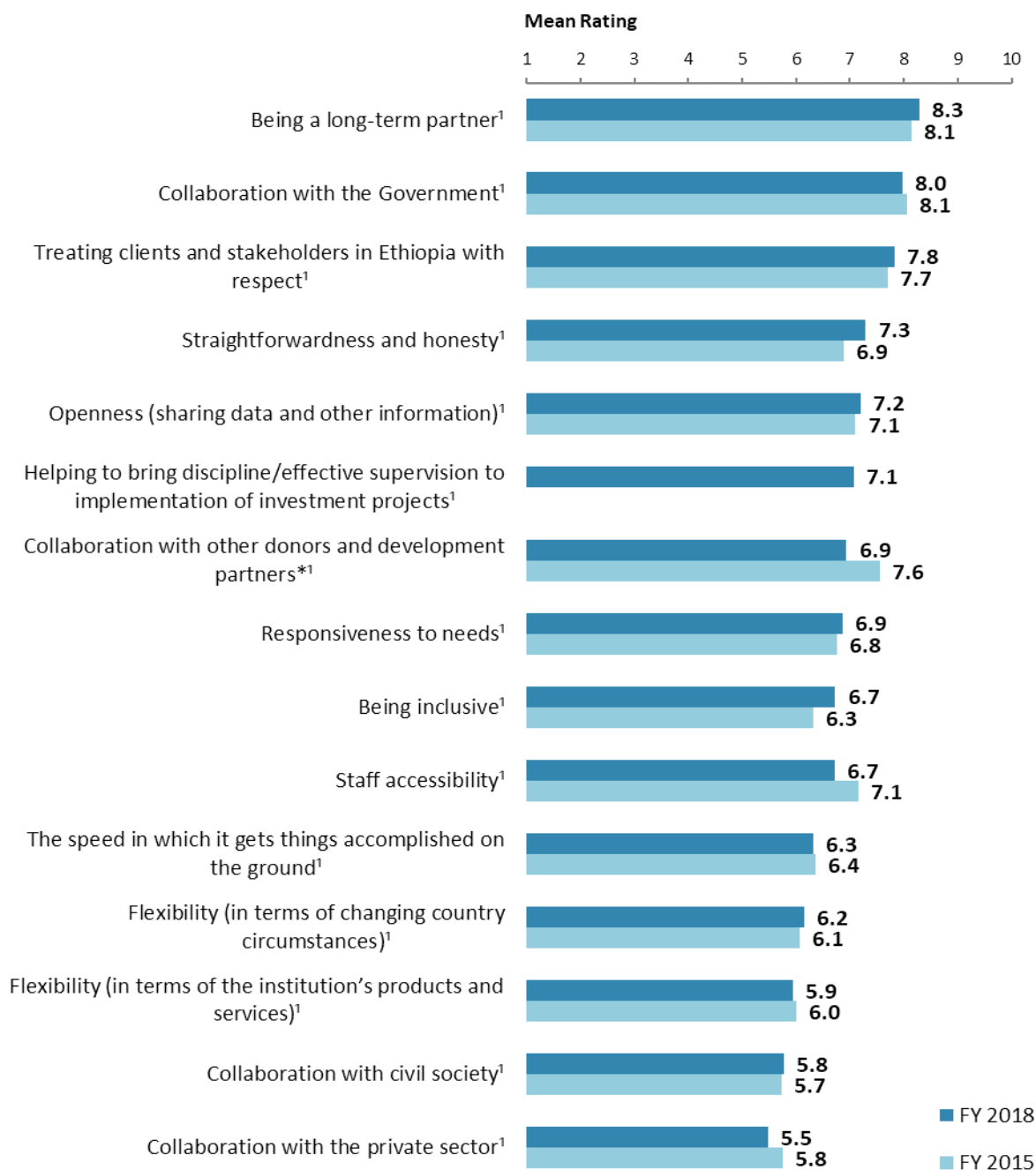


"To what extent do you agree/disagree with the following statements?"
(1-"Strongly disagree", 10-"Strongly agree")
(*Significantly different between collaborators and non-collaborators with the WBG)
¹Indicator Question



VII. How the World Bank Group Operates (continued)

The WBG as an Effective Development Partner: Year Comparison¹⁰



"To what extent is the World Bank Group an effective development partner in Ethiopia, in terms of each of the following?" (1-"To no degree at all", 10-"To a very significant degree")

(*Significantly different between FY 2018 and FY 2015)

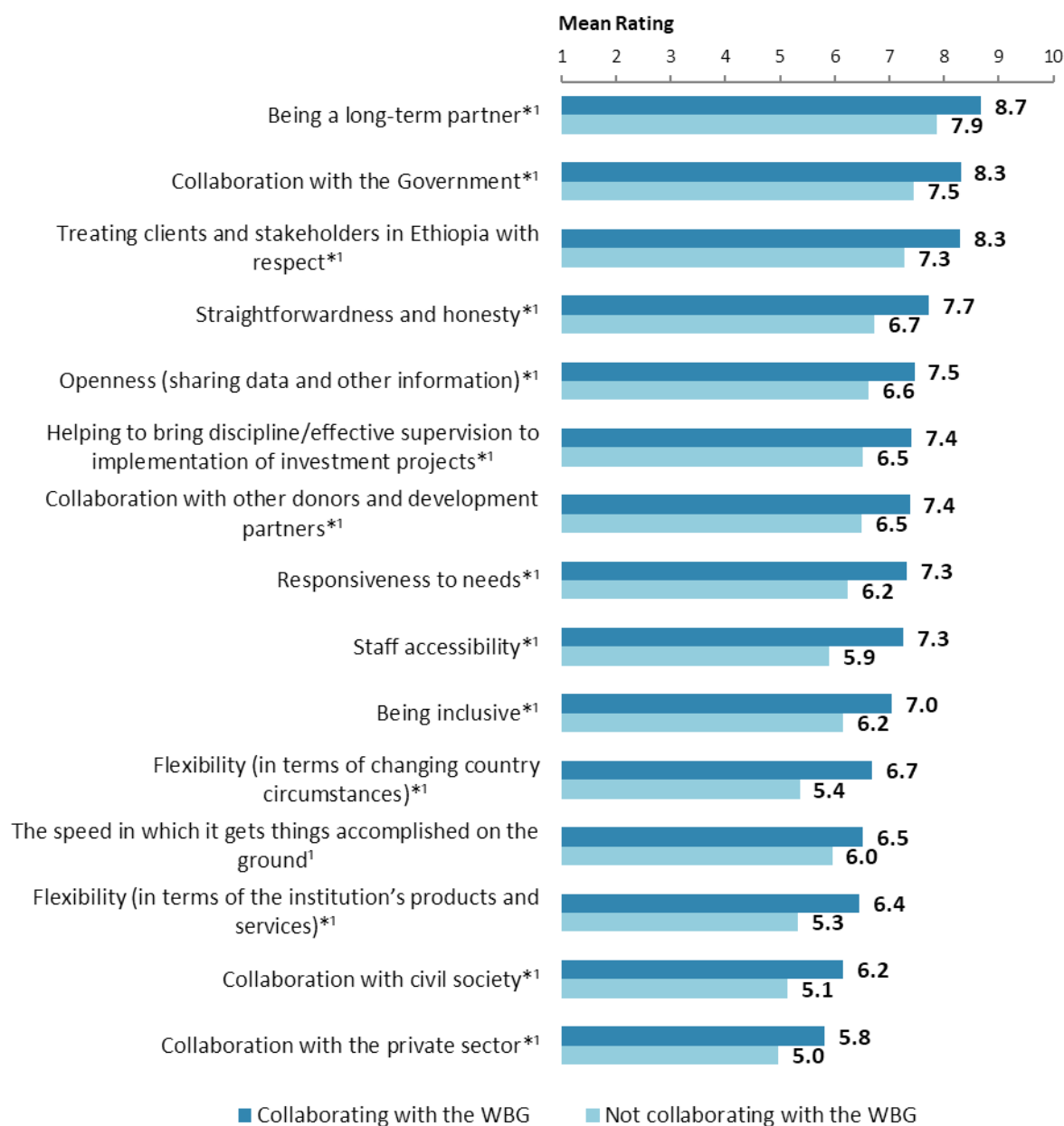
¹Indicator Question

¹⁰ Means in the chart were calculated based on weighted data.



VII. How the World Bank Group Operates (continued)

The WBG as an Effective Development Partner: Collaboration



"To what extent is the World Bank Group an effective development partner in Ethiopia, in terms of each of the following?" (1-"To no degree at all", 10-"To a very significant degree")

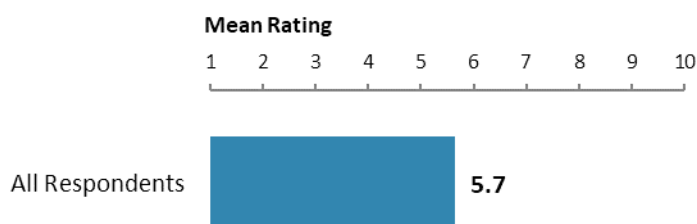
(*Significantly different between collaborators and non-collaborators with the WBG)

¹Indicator Question



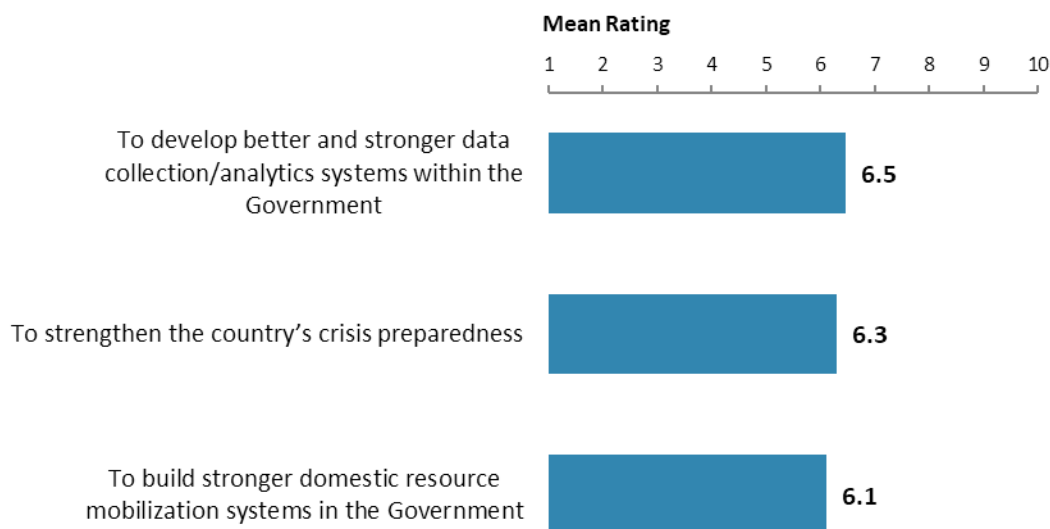
VII. How the World Bank Group Operates (continued)

Mobilizing Finance for Development from Private Sector Sources



"How effectively does the World Bank Group help Ethiopia to mobilize finance for development from private sector sources?" (1-"Not effectively at all", 10-"Very effectively")

Effectiveness of WBG's Support



"How effectively does the World Bank Group support Ethiopia's efforts ... ?" (1-"Not effectively at all", 10-"Very effectively")

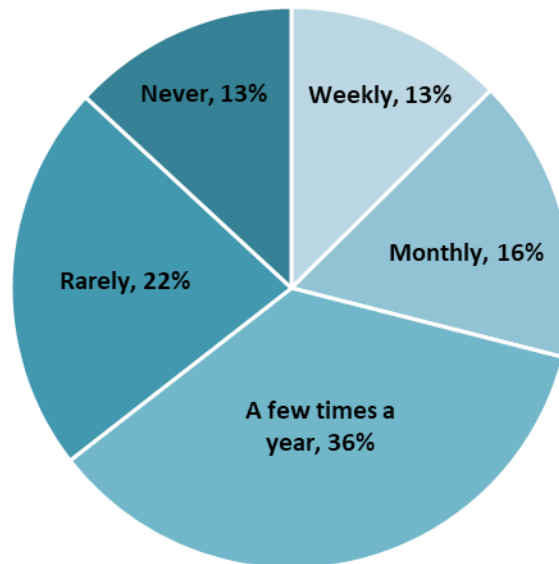


VIII. World Bank Group's Knowledge and Instruments

Frequency of Consulting WBG Knowledge Work and Activities

- **Stakeholder groups:** Respondents from the media and CSOs indicated the most frequent usage of the WBG's knowledge work and activities ("*weekly/monthly*") compared to respondents from other stakeholder groups.

Percentage of Respondents (N=183)

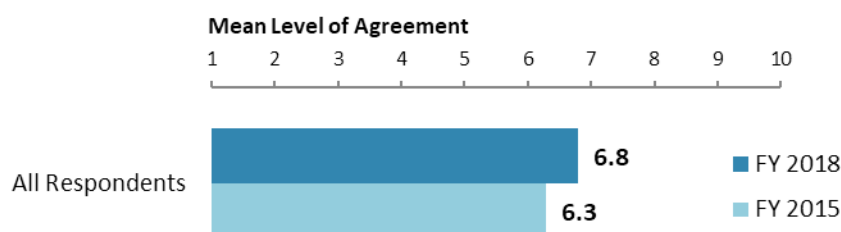


"How frequently do you consult World Bank Group's knowledge work and activities in the work you do?" (Respondents chose from a list.)



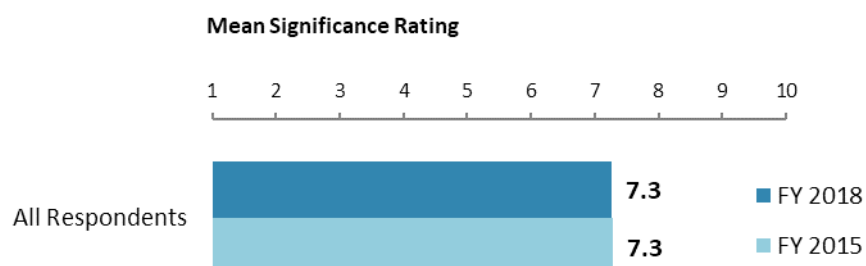
VIII. World Bank Group's Knowledge and Instruments (continued)

Meeting Ethiopia's Knowledge Needs¹¹ (*Indicator Question*)



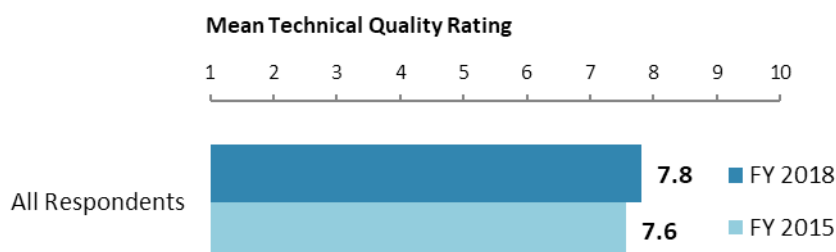
"The World Bank Group meets Ethiopia's needs for knowledge services (e.g., research, analysis, data, technical assistance)." (1-"Strongly disagree", 10-"Strongly agree")

Contribution of the WBG's Knowledge Work and Activities (*Indicator Question*)



"Overall, how significant a contribution do you believe the World Bank Group's knowledge work and activities make to development results in your country?" (1-"Not significant at all", 10-"Very significant")

Technical Quality of the WBG's Knowledge Work and Activities (*Indicator Question*)



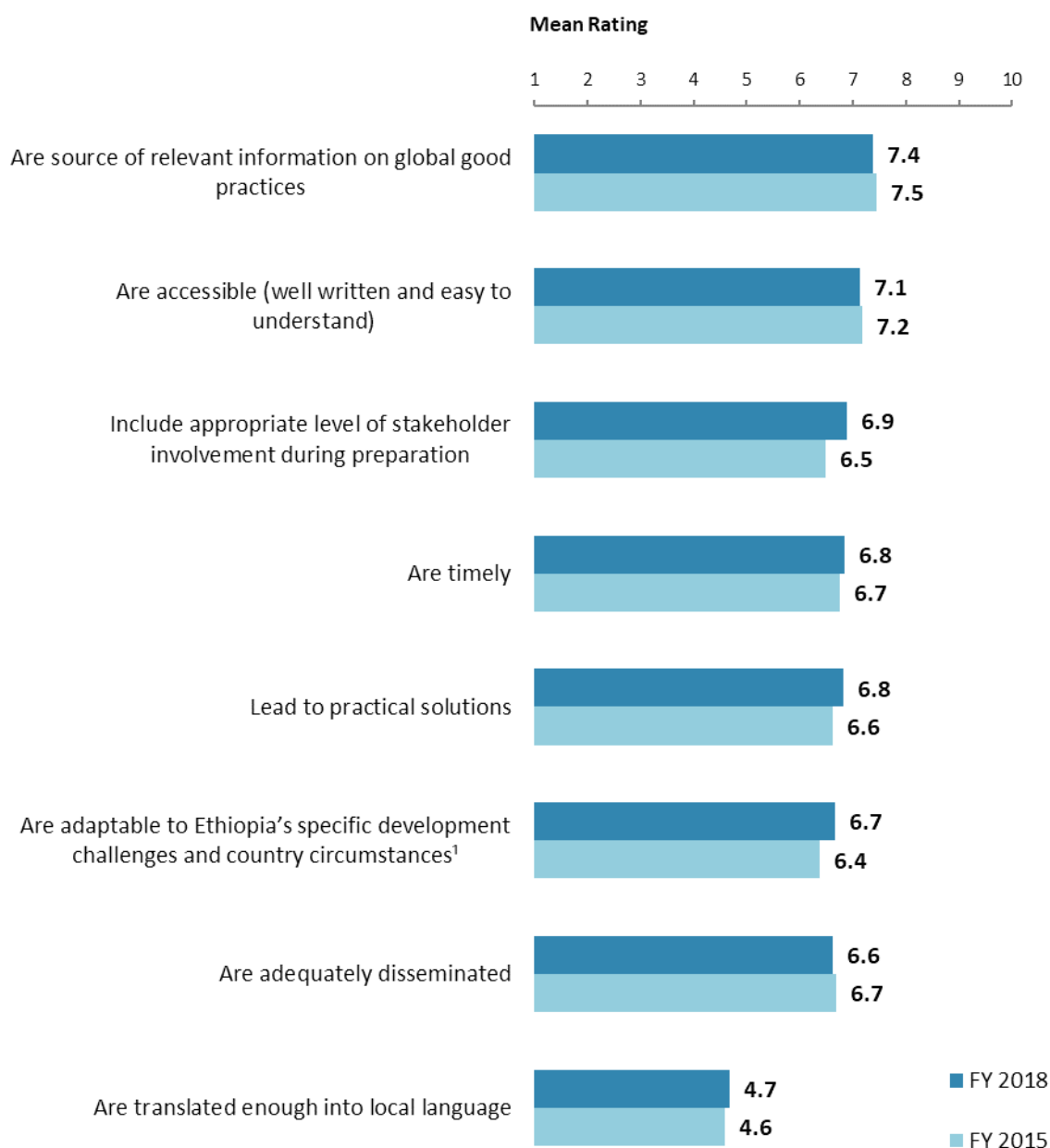
"Overall, how would you rate the technical quality of the World Bank Group's knowledge work and activities?" (1-"Very low technical quality", 10-"Very high technical quality")

¹¹ Means in the charts on this page were calculated based on weighted data.



VIII. World Bank Group's Knowledge and Instruments (continued)

Qualities of the WBG's Knowledge Work and Activities¹²



"In Ethiopia, to what extent do you believe that the World Bank Group's knowledge work and activities:" (1-"To no degree at all", 10-"To a very significant degree")

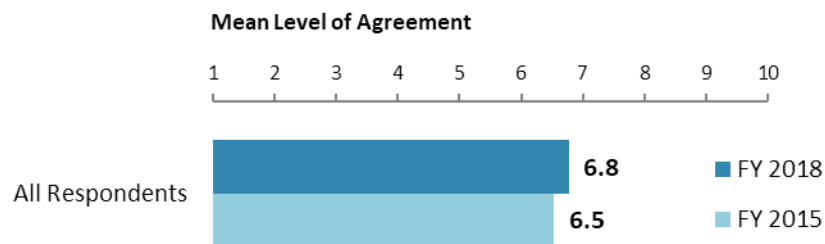
¹Indicator Question

¹² Means in the chart were calculated based on weighted data.



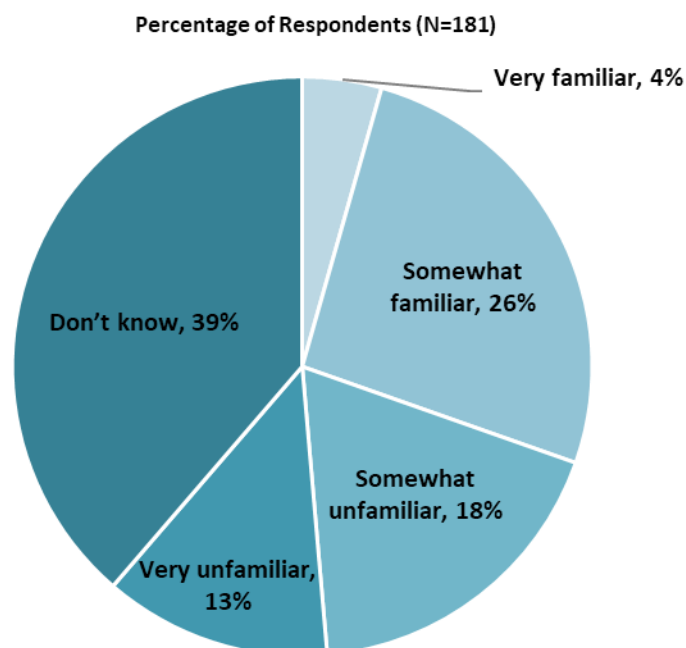
VIII. World Bank Group's Knowledge and Instruments (continued)

Meeting Ethiopia's Needs for Financial Instruments¹³ (Indicator Question)



"The World Bank Group's financial instruments (i.e., investment lending, Development Policy Loan, Trust Funds, Program-for-Results, etc.) meet the needs of Ethiopia."
(1-"Strongly disagree", 10-"Strongly agree")

Familiarity with WBG's New Financial Instruments



"As part of IDA18, the World Bank Group has expanded (or developed) a number of financial instruments to respond to challenges in IDA countries. These include the Crisis Response Window (CRW), Pandemic Emergency Finance Facility (PEF), Catastrophe Deferred Draw Down Option (CAT-DDO), and the Private Sector Window (PSW). In general, how familiar are you with these new or expanded financial instruments in Ethiopia?" (Respondents chose from a list.)

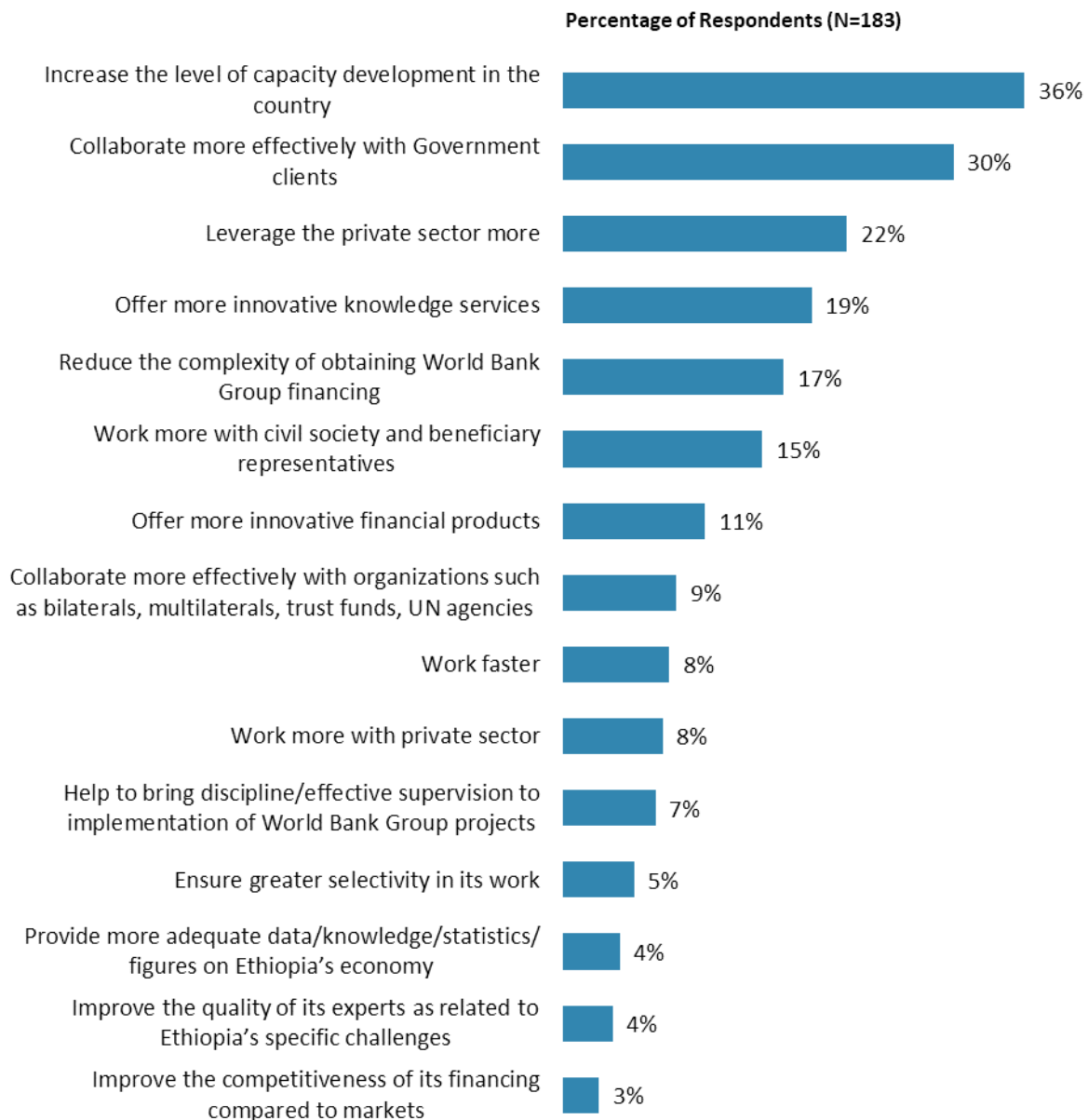
¹³ Means in the chart were calculated based on weighted data.



IX. The Future Role of the World Bank Group in Ethiopia

Making the World Bank Group of Greater Value

- **Year comparison:** Respondents in the previous FY'15 Country Survey indicated that the WBG should “*increase the level of capacity development in the country*” (46%) to make itself of greater value in Ethiopia.



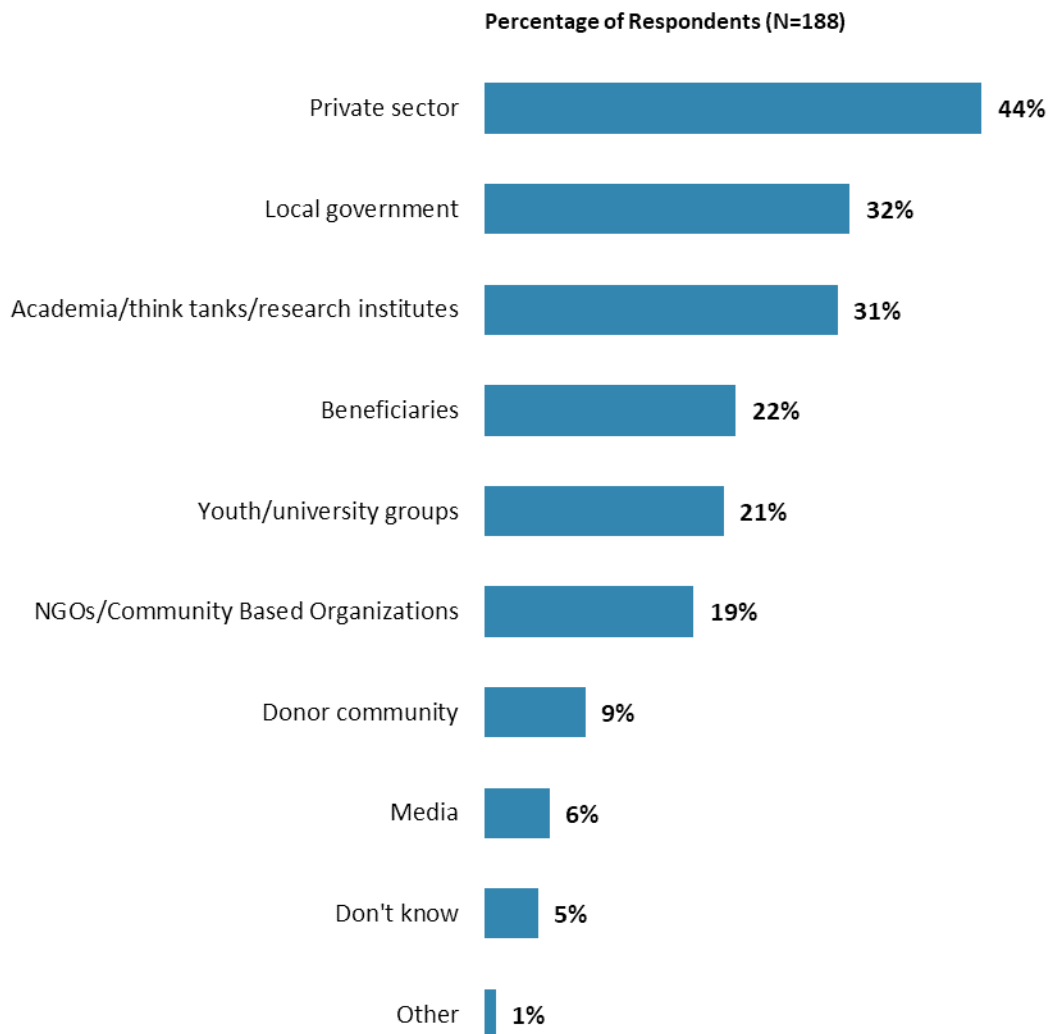
"Which of the following SHOULD the World Bank Group do to make itself of greater value in Ethiopia?
(Choose no more than TWO)" (Respondents chose from a list. Responses combined.)



IX. The Future Role of the WBG in Ethiopia (continued)

The World Bank Group Should Collaborate More with ...

- **Year comparison:** Respondents in the previous FY'15 Country Survey indicated that the World Bank Group should work more with “*local government*” (42%), “*academia/think tanks/research institutes*” (31%), “*CSOs/NGOs/Community Based Organizations*” (31%), and “*private sector*” (31%) to ensure better development results in Ethiopia.



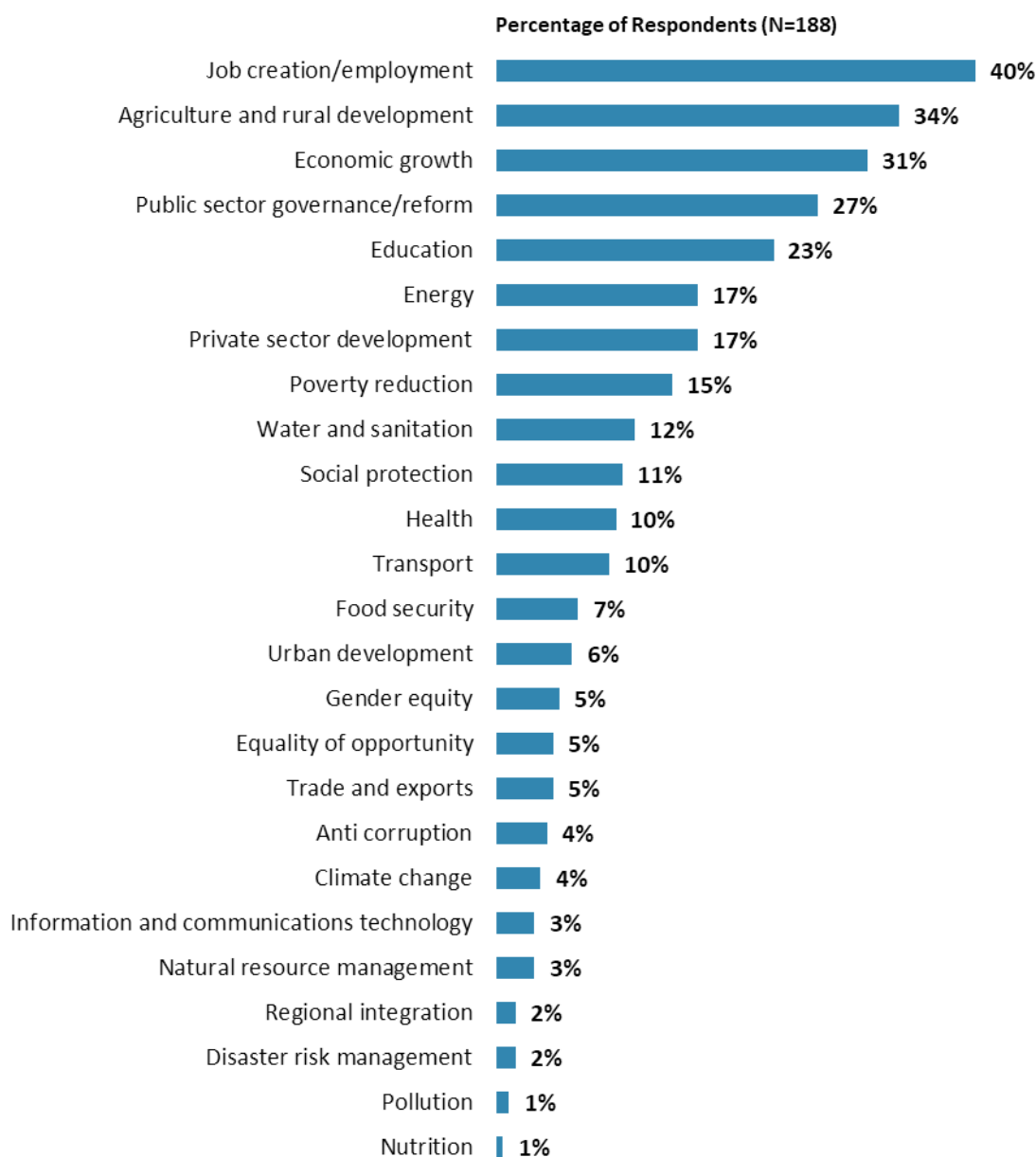
"In addition to the regular relations with the national government, which TWO of the following groups should the World Bank Group collaborate with more in your country?"
(Respondents chose from a list. Responses combined.)



IX. The Future Role of the WBG in Ethiopia (continued)

Where the World Bank Group Should Focus its Resources

- **Year comparison:** Respondents in the previous FY'15 Country Survey indicated that the WBG should focus most of its resources on “poverty reduction” (27%), “education” (24%), “economic growth” (24%), “rural development” (23%), “agricultural development” (23%), and “job creation/employment” (23%).

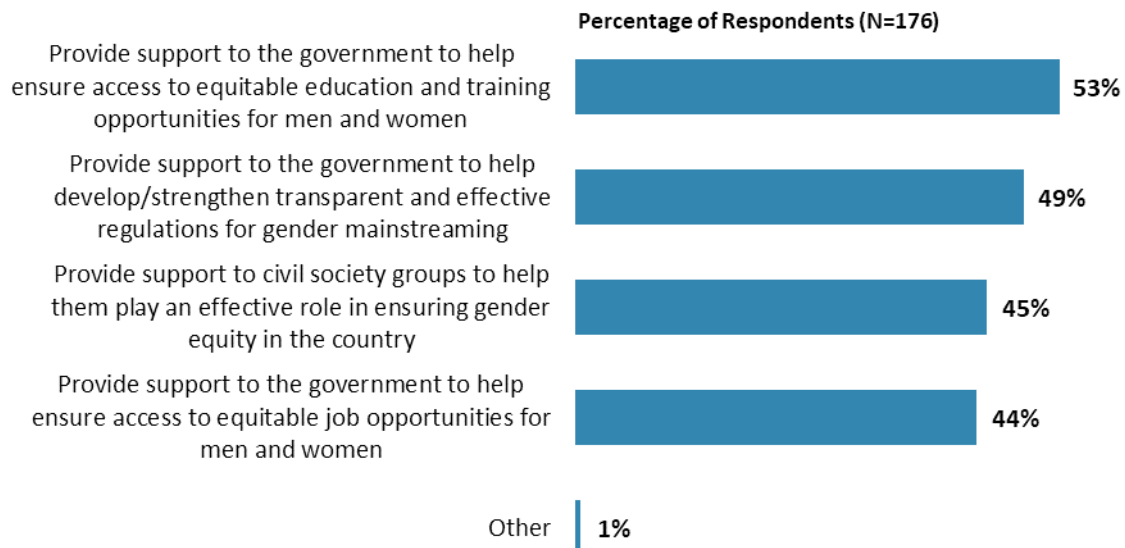


“When thinking about how the World Bank Group can have the most impact on development results in Ethiopia, in which sectors do you believe the World Bank Group should focus most of its resources (financial and knowledge services) in Ethiopia? (Choose no more than THREE)”
(Respondents chose from a list. Responses combined)



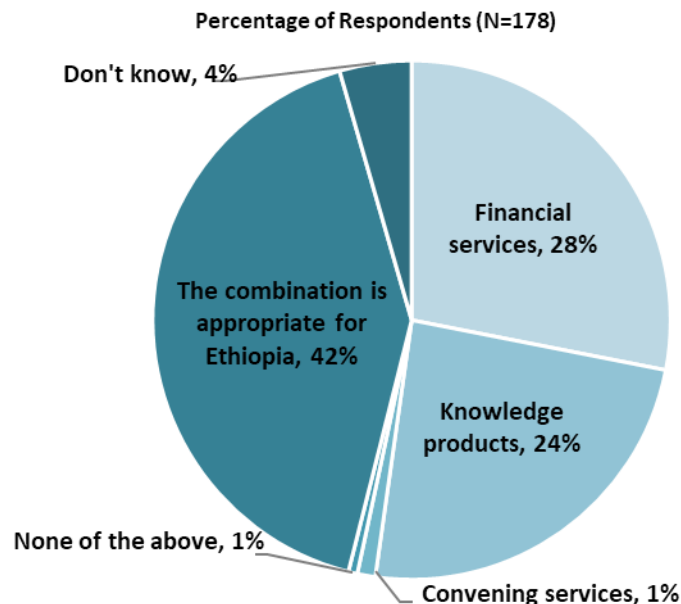
IX. The Future Role of the WBG in Ethiopia (continued)

Supporting Sustainable Development of Women in Ethiopia



"Please identify two areas related to sustainable development of women in Ethiopia, where greater support from the World Bank Group would be most valuable? (Choose no more than TWO)"
(Respondents chose from a list. Responses combined.)

Future Combination of the WBG Services

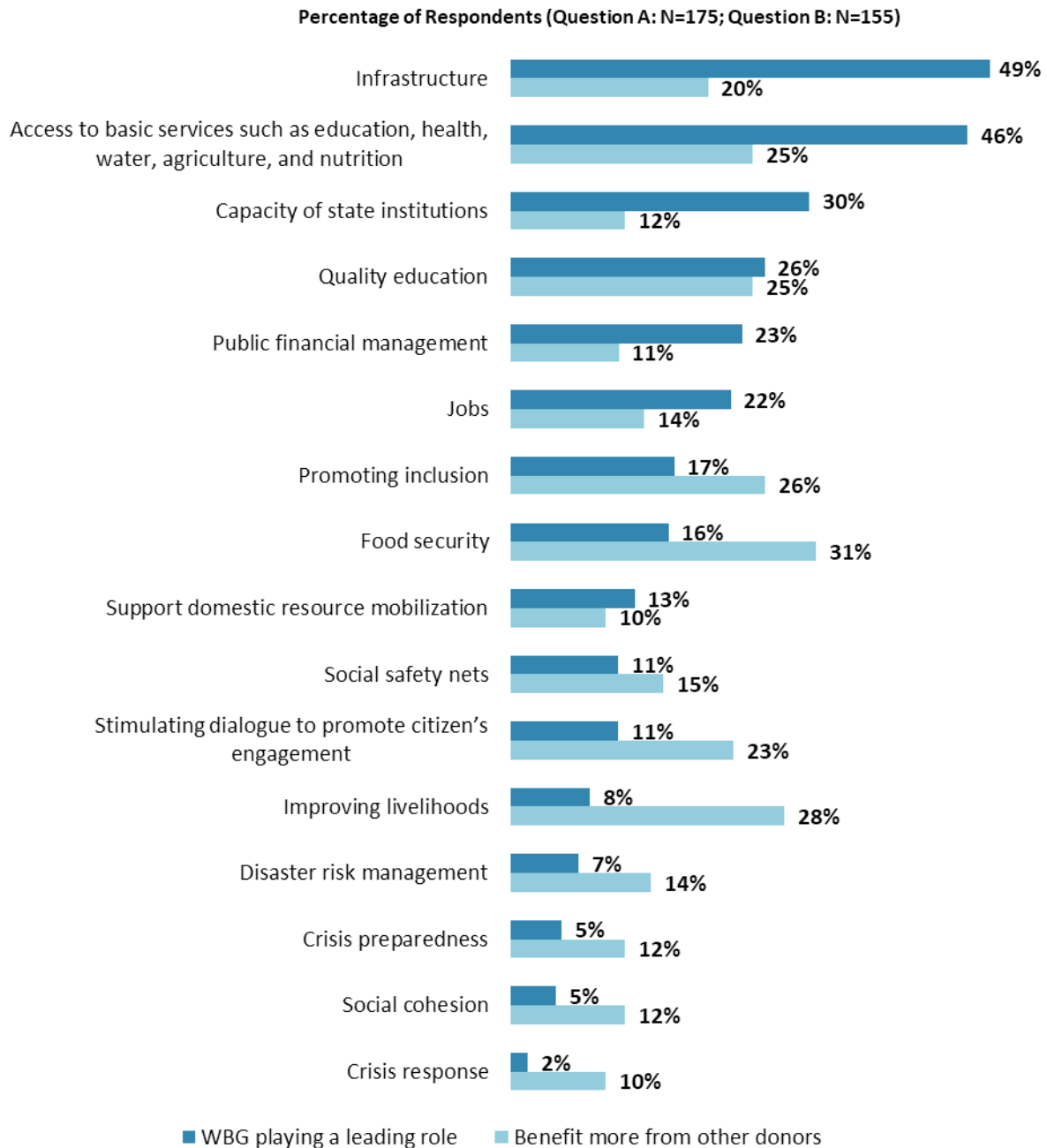


"When considering the combination of services that the World Bank Group offers in Ethiopia, and taking into account its limited level of resources, which ONE of the following do you believe the World Bank Group should offer more of in Ethiopia?" (Respondents chose from a list.)



IX. The Future Role of the WBG in Ethiopia (continued)

The WBG Playing a Leading Role vs. Other Donors



"Please answer the following questions:

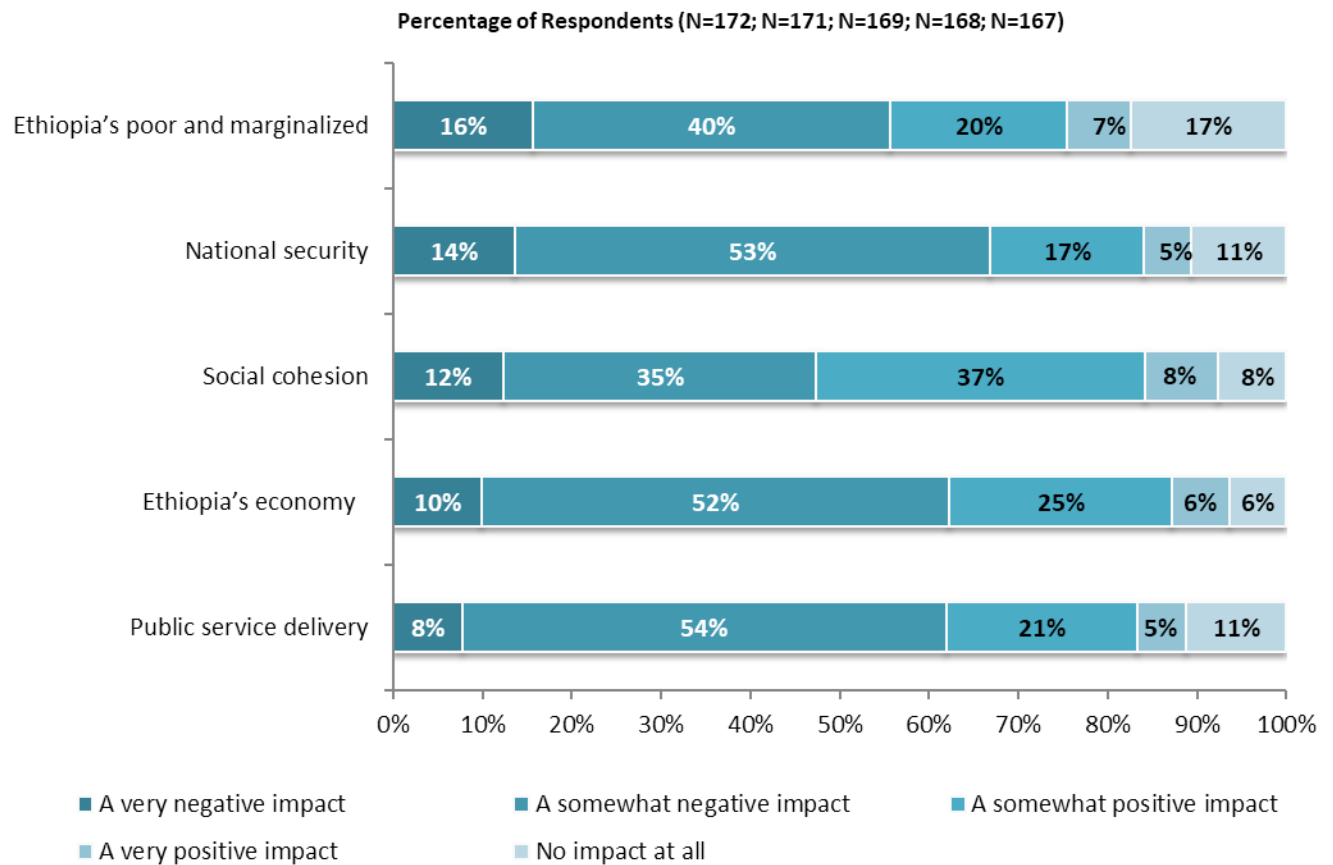
A. Which THREE areas below would benefit most from the World Bank Group playing a leading role among international partners in Ethiopia?

B. Which THREE areas below would benefit most from other donors in Ethiopia?"
(Respondents chose from a list. Responses combined.)



IX. The Future Role of the WBG in Ethiopia (continued)

The Impact of Refugees in Ethiopia

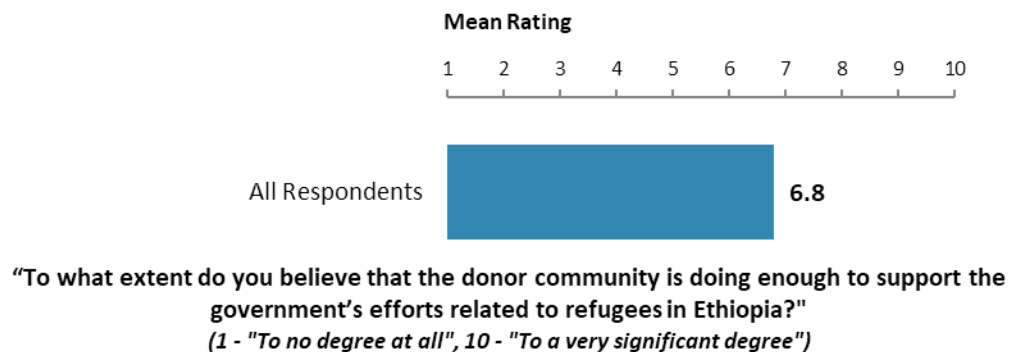


"Please rate how you feel when you think about the impact of the refugees in regards to...."
(Respondents chose from a list.)

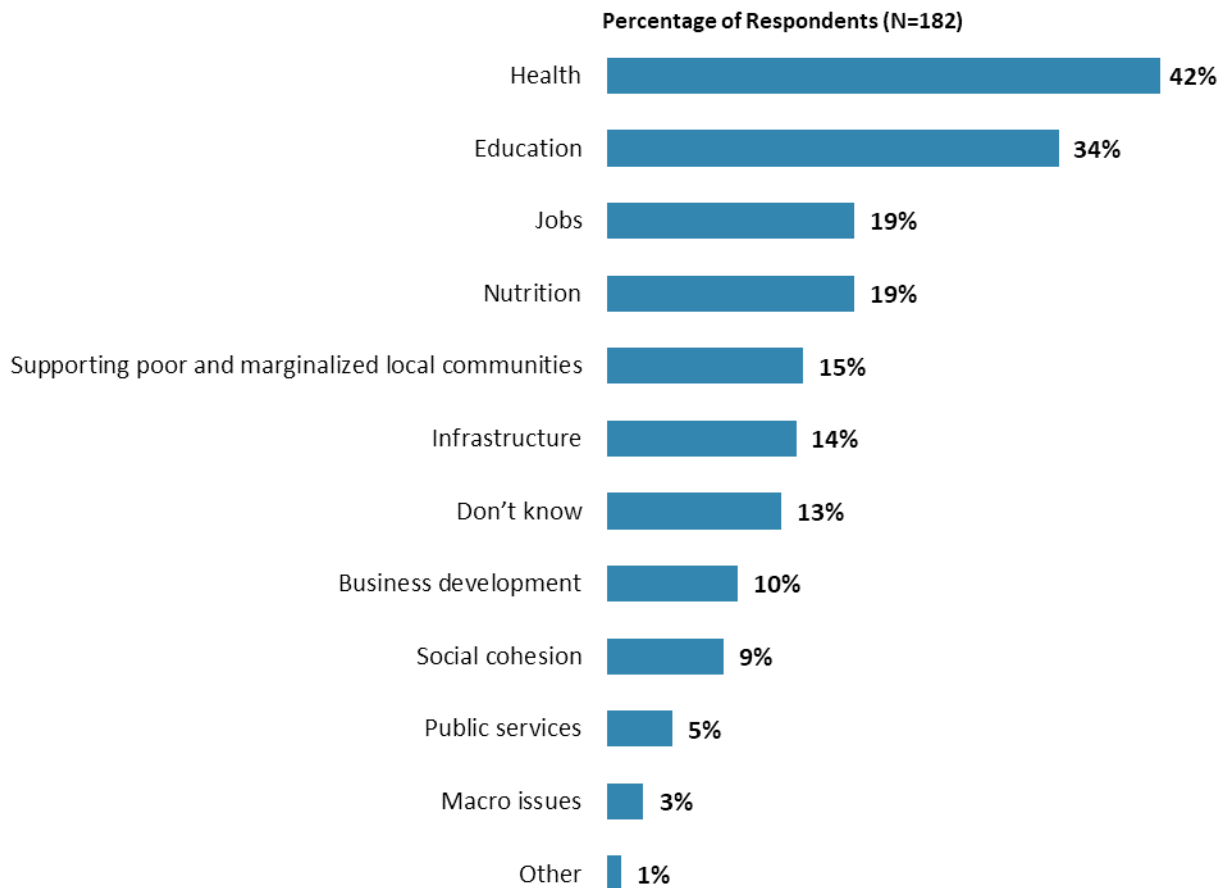


IX. The Future Role of the WBG in Ethiopia (continued)

Refugees: Donor Community's Support



Refugees: WBG's Support



"In which of the following areas do you believe the World Bank Group should provide most of its resources when it comes to providing support to the refugee crisis in Ethiopia? (Choose no more than TWO)"
(Respondents chose from a list. Responses combined.)

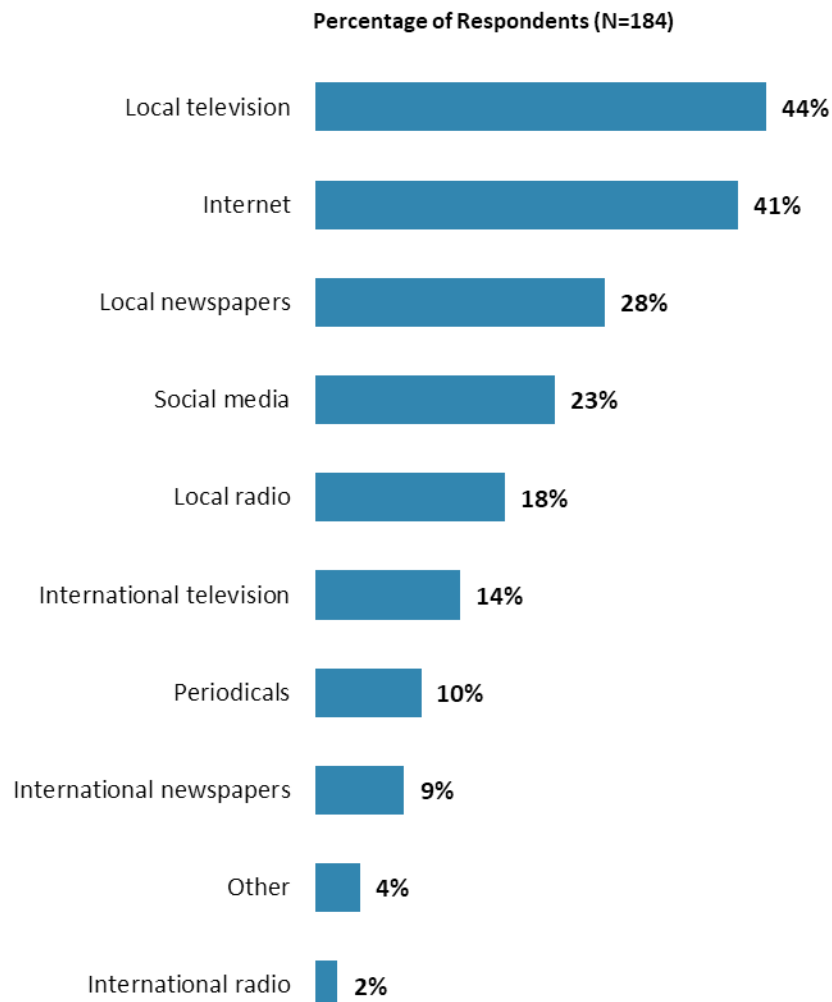


X. Communication and Outreach

Note: When considering the World Bank Group's future outreach with key constituencies, please see Appendix B (page 63) for all responses by stakeholder groups.

General Information Sources

- **Year comparison:** Respondents in the previous FY'15 Country Survey indicated that they got most of their information about economic and social development issues in Ethiopia from “*local television*” (47%) and “*Internet*” (44%).



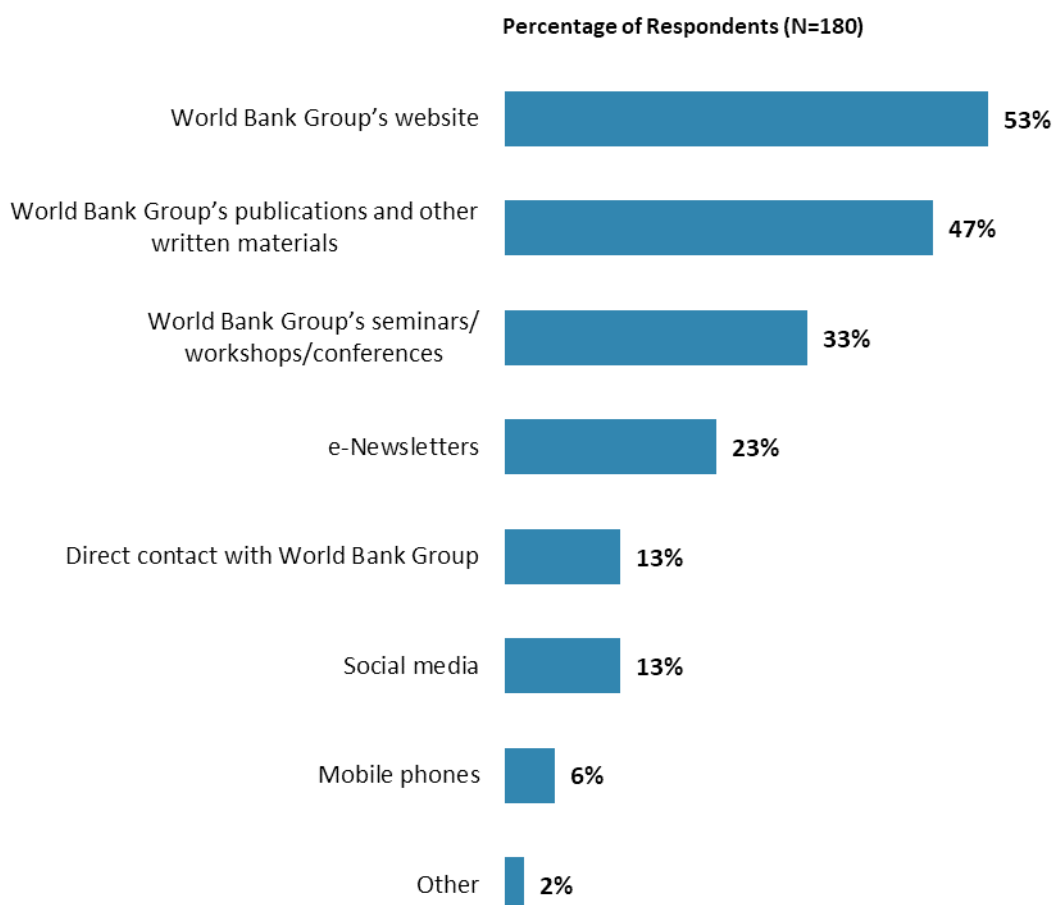
"How do you get most of your information about economic and social development issues in Ethiopia? (Choose no more than TWO)" (Respondents chose from a list. Responses combined.)



X. Communication and Outreach (continued)

Preferred Information Sources

- **Year comparison:** Respondents in the previous FY'15 Country Survey indicated that they would prefer to receive information from the WBG through its “*World Bank Group’s website*” (51%) and “*World Bank Group’s publications and other written materials*” (46%).



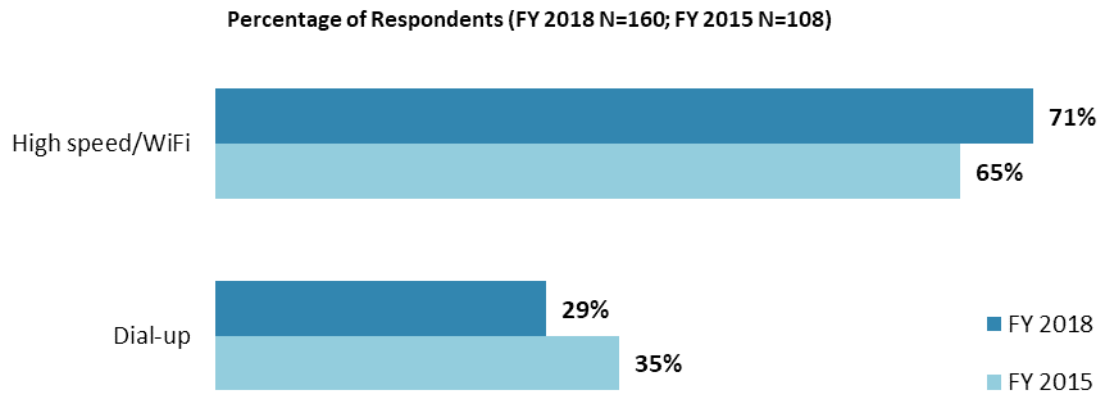
"How would you prefer to receive information from the World Bank Group?
(Choose no more than TWO)"
(Respondents chose from a list. Responses combined.)



X. Communication and Outreach (continued)

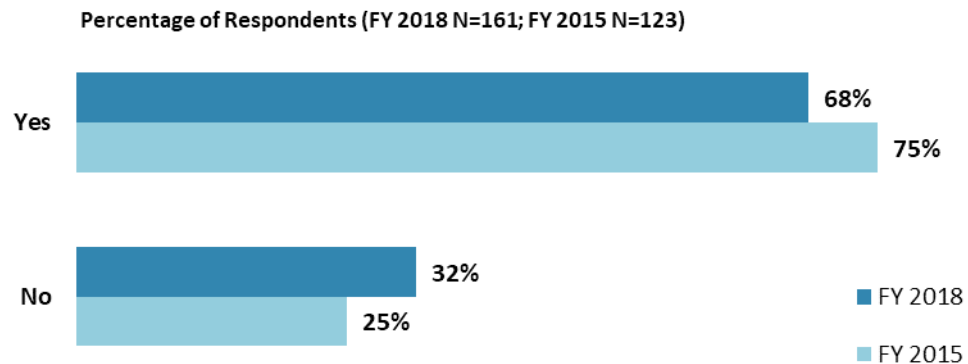
Access to the Internet¹⁴

- 84 percent of respondents in this year's Country Survey indicated that they had reliable access to the Internet.



"Which Internet connection do you use primarily when visiting a World Bank Group website?"
(Respondents chose from a list.)

The WBG Website Usage



"Do you use/have you used the World Bank Group website?"

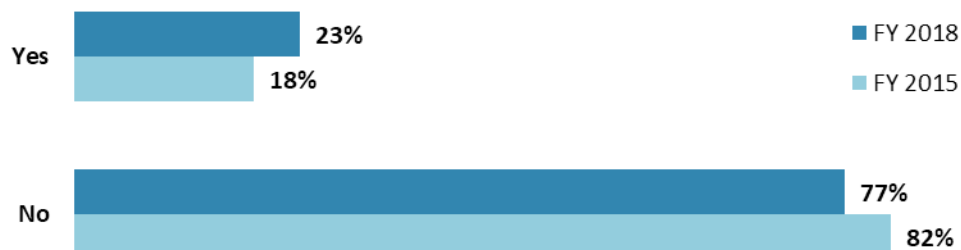
¹⁴ Percentages presented in the charts on this page were calculated based on weighted data.



X. Communication and Outreach (continued)

Use of the WBG's Social Media Channels

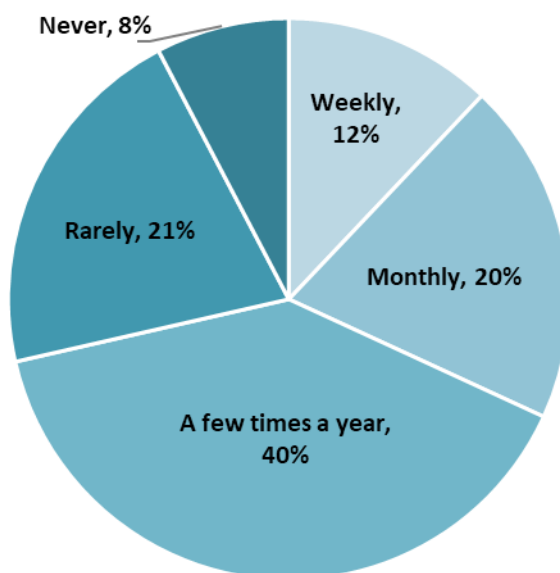
Percentage of Respondents (FY 2018 N=159; FY 2015 N=122)



"Do you currently consult the World Bank Group social media sites (e.g., blogs, Facebook, Twitter, YouTube, and Flickr)?"

Frequency Visiting WBG Websites and Social Media

Percentage of Respondents (N=182)



"How frequently do you consult the World Bank Group's website and/or social media channels (e.g., blogs, Facebook, Twitter, YouTube, Flickr) for information/knowledge that you can use in your work?" (Respondents chose from a list.)



XII. Appendices

A. Responses to All Questions across All Respondents.....	46
B. Responses to All Questions by Stakeholder Groups.....	65
C. Responses to Select Questions by Levels of Collaboration with the World Bank Group	88
D. Responses to Select Questions by Year.....	95
E. Indicator Questions as a Function of Exposure to the WBG	101
F. WBG Country Opinion Survey FY18 – Ethiopia Questionnaire	102

ETHIOPIA





Appendix A: Responses to All Questions across All Respondents (N=193)

All rating scale questions are presented with the total number of respondents that provided a rating (N), the number of respondents who indicated that they “Don’t know” (DK), the mean rating across all respondents (Mean), and the standard deviation of this mean (SD). Indicator questions are noted with an asterisk (*).

A. General Issues Facing Ethiopia

1. In general, would you say that Ethiopia is headed in ... ?	Percentage of Respondents (N=172)
The right direction	82.0%
The wrong direction	3.5%
Not sure	14.5%

2. In general, Ethiopia is headed in the right direction in terms of ... (1-Strongly disagree, 4-Strongly agree)	Level of Agreement			
	N	DK	Mean	SD
Sustaining economic recovery and promoting growth	190	0	3.18	0.73
Improving governance	187	0	2.74	0.81
Delivering better public services to the poor	185	1	2.70	0.80
Reducing corruption	181	1	2.15	0.92
Ensuring that all children have access to education	181	0	3.26	0.69
Ensuring adequate and productive infrastructure	187	0	3.04	0.67
Ensuring access to clean water	183	4	2.82	0.77
Reducing gender disparities	183	2	2.83	0.73
Increasing voice and participation of the citizens of Ethiopia	185	1	2.56	0.91
Responsive leadership	182	2	2.56	0.91

3. In general, over the past five years would you say that your economic status/standard of living has ... ? (Select only ONE response)	Percentage of Respondents (N=187)
Improved	51.9%
Worsened	13.9%
Stayed the same	34.2%

4. In general, over the next five years do you expect the standard of living in Ethiopia ... ? (Select only ONE response)	Percentage of Respondents (N=193)
To improve	77.2%
To worsen	6.2%
Stay the same	7.3%
Don't have an opinion	3.6%
Don't know	5.7%

5. Over the next five years do you expect your own economic status/standard of living to ... ? (Select only ONE response)	Percentage of Respondents (N=192)
Improve	81.3%
Worsen	3.6%
Stay the same	15.1%

**A. General Issues Facing Ethiopia (continued)**

6. Listed below are a number of development priorities in Ethiopia. Please identify which of the following you consider the most important development priorities in Ethiopia? (Choose no more than THREE)	Percentage of Respondents (Responses Combined; N=187)
Job creation/employment	42.2%
Agriculture and rural development	36.9%
Private sector development	29.9%
Public sector governance/reform (i.e., government effectiveness, public financial management, public expenditure, fiscal system reform)	28.3%
Education	27.8%
Trade and exports	13.9%
Anti corruption	12.8%
Food security	11.8%
Economic growth	11.8%
Poverty reduction	11.2%
Energy	10.7%
Social protection (e.g., safety nets, targeted social assistance)	10.2%
Water and sanitation	9.6%
Urban development	8.0%
Gender equity (closing the gap between women and men, and boys and girls)	5.9%
Transport (e.g., roads, bridges, transportation)	5.9%
Health	4.8%
Equality of opportunity (i.e., social inclusion)	4.3%
Climate change (e.g., mitigation, adaptation)	3.2%
Regional integration	2.7%
Natural resource management (e.g., oil, gas, mining)	2.1%
Pollution	1.6%
Nutrition	1.6%
Information and communications technology	1.1%
Disaster risk management	0.5%

**A. General Issues Facing Ethiopia (continued)**

7. Poverty reduction is a broad term that encompasses work in many different areas. Which THREE areas of development listed below do you believe would contribute most to reducing poverty in Ethiopia? (Choose no more than THREE)	Percentage of Respondents (Responses Combined; N=188)
Job creation/employment	55.3%
Economic growth	47.3%
Agriculture and rural development	46.3%
Anti corruption	21.8%
Private sector development	18.6%
Equality of opportunity (i.e., social inclusion)	17.0%
Public sector governance/reform (i.e., government effectiveness, public financial management, public expenditure, fiscal system reform)	13.3%
Education	12.8%
Social protection (e.g., safety nets, targeted social assistance)	10.6%
Trade and exports	7.4%
Food security	7.4%
Energy	6.4%
Health	5.3%
Urban development	5.3%
Transport (e.g., roads, bridges, transportation)	4.8%
Disaster risk management	3.7%
Climate change (e.g., mitigation, adaptation)	3.2%
Gender equity (closing the gap between women and men, and boys and girls)	2.7%
Natural resource management (e.g., oil, gas, mining)	2.1%
Water and sanitation	1.6%
Information and communications technology	1.1%
Nutrition	1.1%
Pollution	1.1%
Regional integration	1.1%

**A. General Issues Facing Ethiopia (continued)**

8. The World Bank Group's "Shared Prosperity" goal captures two key elements, economic growth and equity. It will seek to foster income growth among the bottom 40 percent of a country's population. Improvement in the Shared Prosperity Indicator requires growth and well-being of the less well-off. When thinking about the idea of "shared prosperity" in your country, which of the following TWO best illustrate how this would be achieved in Ethiopia? (Choose no more than TWO)	Percentage of Respondents (Responses Combined; N=171)
Greater access to basic services such as education, health, water, agriculture, and nutrition for citizens	50.3%
Better employment opportunities for young people	33.9%
Consistent economic growth	27.5%
Greater voice and participation for citizens to help ensure greater accountability	15.2%
Education and training that better ensure job opportunity	15.2%
Better entrepreneurial opportunities (i.e., to start small and medium sized businesses)	12.3%
Better quality public services	11.1%
Better opportunity for the poor who live in rural areas	9.9%
A growing middle class	7.6%
Better employment opportunities for women	3.5%
Better opportunity for the poor who live in urban areas	3.5%
Greater access to micro-finance for the poor	3.5%
More reliable social safety net	1.8%
Other	1.8%

9. To what extent is greater gender equity necessary for sustainable economic development in Ethiopia? (Select only ONE response)	Percentage of Respondents (N=191)
To a very high extent	62.3%
To a somewhat high extent	33.5%
To a somewhat low extent	3.1%
To a very low extent	1.0%
Prefer not to answer	0.0%

10. To what extent is there gender equity (little to no gap between women and men, and boys and girls) in Ethiopia? (Select only ONE response)	Percentage of Respondents (N=190)
To a very high extent	16.8%
To a somewhat high extent	37.9%
To a somewhat low extent	33.7%
To a very low extent	11.1%
Prefer not to answer	0.5%

B. Overall Attitudes toward the World Bank Group

Familiarity	N	DK	Mean	SD
1. How familiar are you with the work of the World Bank Group in Ethiopia? (1-Not familiar at all, 10-Extremely familiar)	191	n/a	6.50	2.07

Effectiveness*	N	DK	Mean	SD
2. Overall, please rate your impression of the World Bank Group's effectiveness in Ethiopia. (1-Not effective at all, 10-Very effective)	165	23	7.16	1.87

**B. Overall Attitudes toward the World Bank Group (continued)**

Staff Preparedness	N	DK	Mean	SD
3. To what extent do you believe the World Bank Group's staff is well prepared (e.g., skills and knowledge) to help Ethiopia solve its most complicated development challenges? (1-To no degree at all, 10-To a very significant degree)	159	30	7.33	1.81

4. When thinking about how the World Bank Group can have the most impact on development results in Ethiopia, in which sectors do you believe the World Bank Group should focus most of its resources (financial and knowledge services) in Ethiopia? (Choose no more than THREE)	Percentage of Respondents (Responses Combined; N=188)
Job creation/employment	40.4%
Agriculture and rural development	34.0%
Economic growth	31.4%
Public sector governance/reform (i.e., government effectiveness, public financial management, public expenditure, fiscal system reform)	27.1%
Education	23.4%
Energy	17.0%
Private sector development	17.0%
Poverty reduction	14.9%
Water and sanitation	11.7%
Social protection (e.g., safety nets, targeted social assistance)	10.6%
Health	10.1%
Transport (e.g., roads, bridges, transportation)	9.6%
Food security	6.9%
Urban development	6.4%
Gender equity (closing the gap between women and men, and boys and girls)	5.3%
Equality of opportunity (i.e., social inclusion)	4.8%
Trade and exports	4.8%
Anti corruption	4.3%
Climate change (e.g., mitigation, adaptation)	3.7%
Information and communications technology	3.2%
Natural resource management (e.g., oil, gas, mining)	3.2%
Regional integration	1.6%
Disaster risk management	1.6%
Pollution	1.1%
Nutrition	0.5%

**B. Overall Attitudes toward the World Bank Group (continued)**

5. When thinking about the World Bank Group's role, which activity do you believe is of greatest VALUE and which activity is of second greatest value in Ethiopia?	Percentage of Respondents (N=146)		
	Greatest Value	2 nd Greatest Value	Combined
Financial resources	37.1%	23.3%	60.4%
Capacity development related to World Bank Group supported projects	18.6%	13.7%	32.3%
Policy advice, studies, analyses	17.9%	14.4%	32.2%
Implementation support	3.6%	13.0%	16.6%
Donor coordination	2.9%	10.3%	13.1%
Bringing together different groups of stakeholders	7.1%	5.5%	12.6%
Mobilizing third party financial resources	4.3%	6.2%	10.5%
Promoting knowledge sharing	2.1%	6.8%	9.0%
Data and statistics	2.9%	4.1%	7.0%
Stand-alone technical assistance (system oriented)	3.6%	2.7%	6.3%
Other	0.0%	0.0%	0.0%

6. Which of the following do you identify as the World Bank Group's greatest WEAKNESSES in its work in Ethiopia? (Choose no more than TWO)	Percentage of Respondents (Responses Combined; N=176)
Lack of adequate criticism of controversial policies and reform efforts in the country	25.0%
Don't know	16.5%
Not adequately sensitive to political/social realities in Ethiopia	15.3%
World Bank Group's processes too complex	15.3%
Not collaborating enough with private sector	14.8%
Too influenced by developed countries	14.8%
World Bank Group's processes too slow	11.4%
Not aligned with country priorities	8.5%
Not collaborating enough with civil society (including NGOs, CBOs, beneficiary representatives)	8.5%
Not enough public disclosure of its work	7.4%
Its advice and strategies do not lend themselves to practical problem solving	6.3%
Not exploring alternative policy options	5.7%
Not sufficiently focused on results	5.7%
Not adequately collaborating with organizations such as bilaterals, multilaterals, trust funds, UN agencies	5.1%
Inadequate World Bank Group's staffing in Ethiopia	4.5%
Staff not accessible enough	2.8%
Not in it for the long term	2.8%
Other	2.3%
Arrogant in its approach	1.1%
The credibility of its knowledge/data	0.6%

7. To what extent do you believe that the World Bank Group's work and support help the poorest in Ethiopia? (Select only ONE response)	Percentage of Respondents (N=192)
To a fully sufficient degree	12.0%
To a somewhat sufficient degree	43.2%
To a somewhat insufficient degree	28.1%
To a very insufficient degree	7.8%
Don't know	8.9%

**B. Overall Attitudes toward the World Bank Group (continued)**

8. To what extent do you believe that the World Bank Group's support helps ensure that men and women equally benefit from economic development in Ethiopia? (Select only ONE response)	Percentage of Respondents (N=189)
To a fully sufficient degree	12.7%
To a somewhat sufficient degree	40.2%
To a somewhat insufficient degree	29.1%
To a very insufficient degree	6.3%
Don't know	11.6%

9. How EFFECTIVE do you believe the following World Bank Group's instruments are in supporting the Ethiopia Government's efforts to reduce poverty? (1-Not effective at all, 10-Very effective)	Effectiveness			
	N	N/A	Mean	SD
Investment Project Financing (IPF)	124	50	7.08	1.92
Program-for-Results Financing (PforR)	95	68	6.94	1.93
Trust funds and grants	102	60	6.75	2.00
Capacity building	143	26	6.98	1.86
Knowledge products/services (analytical work, studies, surveys, etc.)	127	37	7.03	1.71
MIGA Guarantees	47	110	6.13	2.15
IFC Investment Services	60	101	5.73	2.32
IFC Advisory Services	62	97	5.95	2.47

10. In addition to the regular relations with the national government, which TWO of the following groups should the World Bank Group collaborate with more in your country? (Choose no more than TWO)	Percentage of Respondents (Responses Combined; N=188)
Private sector	44.1%
Local government	32.4%
Academia/think tanks/research institutes	31.4%
Beneficiaries	22.3%
Youth/university groups	21.3%
NGOs/Community Based Organizations	18.6%
Donor community	9.0%
Media	5.9%
Don't know	4.8%
Other	1.1%
Foundations	0.0%

To what extent do you agree with the following statements about the World Bank Group's work in Ethiopia? (1-Strongly disagree, 10-Strongly agree)	Level of Agreement			
	N	DK	Mean	SD
11. Overall the World Bank Group currently plays a relevant role in development in Ethiopia*	182	4	7.47	1.86
12. The World Bank Group's work is aligned with what I consider the development priorities for Ethiopia*	182	4	7.15	2.01
13. The World Bank Group supports programs and strategies that are realistic for Ethiopia	176	8	7.27	1.94

**B. Overall Attitudes toward the World Bank Group (continued)**

To what extent is the World Bank Group an effective development partner in Ethiopia, in terms of each of the following? (1-To no degree at all, 10-To a very significant degree)	Degree			
	N	DK	Mean	SD
14. Responsiveness to needs*	170	15	6.76	1.92
15. Flexibility (in terms of the institution's products and services)*	163	21	5.87	2.21
16. Flexibility (in terms of changing country circumstances)*	156	23	5.99	2.24
17. Being inclusive*	162	13	6.61	2.00
18. Openness (sharing data and other information)*	165	14	7.07	1.85
19. Collaboration with the Government*	171	8	7.90	1.45
20. The speed in which it gets things accomplished on the ground*	164	16	6.24	1.90
21. Helping to bring discipline/effective supervision to implementation of investment projects*	151	28	6.93	1.91
22. Collaboration with civil society*	140	37	5.64	2.24
23. Staff accessibility*	150	26	6.60	2.28
24. Collaboration with other donors and development partners*	132	46	6.89	1.93
25. Collaboration with the private sector*	134	44	5.42	2.34
26. Straightforwardness and honesty*	144	34	7.26	1.81
27. Treating clients and stakeholders in Ethiopia with respect*	149	30	7.79	1.69
28. Being a long-term partner*	169	13	8.25	1.66

29. When World Bank Group assisted reform efforts fail or are slow to take place, which of the following would you attribute this to? (Choose no more than TWO)	Percentage of Respondents (Responses Combined; N=179)
Political pressures and obstacles	31.8%
Lack of/inadequate levels of capacity in Government	30.7%
Reforms are not well thought out in light of country challenges	28.5%
There is an inadequate level of private sector participation and support	21.8%
Poor coordination within the Government	18.4%
Corruption	14.0%
The World Bank Group does not provide the government with consistent support throughout the reform effort	12.8%
The World Bank Group is not sensitive enough to political/social realities on the ground	12.8%
There is not an adequate level of citizen/civil society participation	12.8%
Poor donor coordination	5.6%
Poor coordination within the World Bank Group	5.0%
Other	1.1%

**C. World Bank Group's Effectiveness and Results**

1. In Ethiopia, to what extent do the World Bank Group's financial resources, advice, and knowledge influence policy related to ... ? (1-To no degree at all, 10-To a very significant degree)	N	DK	Mean	SD
1. Gender (i.e., closing the gap between women and men, and boys and girls)	155	31	6.66	1.92
2. The impact of climate change	148	36	6.82	2.05

2. How EFFECTIVE do you believe the World Bank Group is in terms of the work it does in the following areas of development in Ethiopia? (1-Not effective at all, 10-Very effective)	Effectiveness			
	N	DK	Mean	SD
1. Social protection (e.g., safety nets, targeted social assistance)	141	43	7.32	1.80
2. Gender equity (closing the gap between women and men, and boys and girls)	143	40	6.57	1.91
3. Private sector development	120	59	5.25	2.28
4. Education	143	35	7.36	1.73
5. Public sector governance/reform (i.e., government effectiveness, public financial management, public expenditure, fiscal system reform)	141	37	6.46	1.94
6. Regional integration	107	71	5.93	2.27
7. Food security	147	32	7.10	1.76
8. Urban development	140	35	6.79	1.94
9. Energy	125	53	6.65	2.10
10. Water and sanitation	141	36	7.28	1.62
11. Pollution	98	77	6.03	1.97
12. Job creation/employment	132	45	5.98	1.99
13. Health	150	27	7.46	1.72
14. Transport (e.g., roads, bridges, transportation)	129	43	7.16	1.73
15. Agriculture and rural development	143	32	6.96	1.91
16. Trade and exports	105	74	5.51	1.99
17. Nutrition	112	60	6.28	1.96
18. Natural resource management (e.g., oil, gas, mining)	95	79	5.78	2.28
19. Climate change (e.g., mitigation, adaptation)	130	44	6.48	2.10
20. Poverty reduction	156	22	7.23	1.78
21. Anti corruption	111	62	5.01	2.33
22. Economic growth	151	26	7.03	1.63
23. Disaster risk management	111	67	6.39	1.82
24. Equality of opportunity (i.e., social inclusion)	125	55	6.10	2.12

Achieving Development Results*	N	DK	Mean	SD
3. To what extent does the World Bank Group's work help to achieve development results in Ethiopia? (1-To no degree at all, 10-To a very significant degree)	180	9	7.16	1.63

To what extent do you agree with the following statements about the World Bank Group in Ethiopia? (1-Strongly disagree, 10-Strongly agree)	N	DK	Mean	SD
4. The World Bank Group's financial instruments (i.e., investment lending, Development Policy Loan, Trust Funds, Program-for-Results, etc.) meet the needs of Ethiopia*	160	26	6.67	1.95
5. The World Bank Group meets Ethiopia's needs for knowledge services (e.g., research, analysis, data, technical assistance)*	161	26	6.68	2.00

**C. World Bank Group's Effectiveness and Results (continued)**

Mobilizing Finance for Development*	N	DK	Mean	SD
6. How effectively does the World Bank Group help Ethiopia to mobilize finance for development from private sector sources? (1-Not effectively at all, 10-Very effectively)	128	57	5.66	2.47

7. As part of IDA18, the World Bank Group has expanded (or developed) a number of financial instruments to respond to challenges in IDA countries. These include the Crisis Response Window (CRW), Pandemic Emergency Finance Facility (PEF), Catastrophe Deferred Draw Down Option (CAT-DDO), and the Private Sector Window (PSW). In general, how familiar are you with these new or expanded financial instruments in Ethiopia? (Select only ONE response)	Percentage of Respondents (N=181)			
Very familiar	4.4%			
Somewhat familiar	26.0%			
Somewhat unfamiliar	18.2%			
Very unfamiliar	12.7%			
Don't know	38.7%			

How effectively does the World Bank Group support Ethiopia's efforts ... ? (1-Not effectively at all, 10-Very effectively)	N	DK	Mean	SD
8. To build stronger domestic resource mobilization systems in the Government (e.g., tax collection)	147	35	6.11	1.83
9. To develop better and stronger data collection/analytics systems within the Government	155	31	6.47	2.04
10. To strengthen the country's crisis preparedness	135	45	6.30	1.83

D. The World Bank Group's Knowledge Work and Activities

1. How frequently do you consult World Bank Group's knowledge work and activities in the work you do?	Percentage of Respondents (N=183)
Weekly	12.6%
Monthly	16.4%
A few times a year	35.5%
Rarely	22.4%
Never	13.1%

In Ethiopia, to what extent do you believe that the World Bank Group's knowledge work and activities: (1-To no degree at all, 10-To a very significant degree)	Degree			
	N	DK	Mean	SD
2. Are timely	154	27	6.76	1.88
3. Include appropriate level of stakeholder involvement during preparation	153	31	6.67	2.06
4. Lead to practical solutions	155	21	6.68	1.79
5. Are accessible (well written and easy to understand)	160	21	7.03	2.05
6. Are source of relevant information on global good practices	156	24	7.20	1.89
7. Are adequately disseminated	147	33	6.48	2.20
8. Are translated enough into local language	122	57	4.53	2.29
9. Are adaptable to Ethiopia's specific development challenges and country circumstances*	155	26	6.53	1.92

**D. The World Bank Group's Knowledge Work and Activities (continued)**

Overall Evaluations	N	DK	Mean	SD
10. Overall, how significant a contribution do you believe the World Bank Group's knowledge work and activities make to development results in your country?* (1-Not significant at all, 10-Very significant)	170	15	7.21	1.78
11. Overall, how would you rate the technical quality of the World Bank Group's knowledge work and activities?* (1-Very low technical quality, 10-Very high technical quality)	161	24	7.75	1.51

E. Working with the World Bank Group

To what extent do you agree/disagree with the following statements? (1-Strongly disagree, 10-Strongly agree)	Level of Agreement			
	N	DK	Mean	SD
1. The World Bank Group disburses funds promptly	135	49	6.51	2.10
2. The World Bank Group effectively monitors and evaluates the projects and programs it supports	160	24	7.38	1.67
3. The World Bank Group's approvals and reviews are done in a timely fashion	151	33	6.85	1.86
4. The World Bank Group's "Safeguard Policy" requirements are reasonable	135	47	6.83	2.20
5. The World Bank Group's conditions on its lending are reasonable	127	51	6.60	2.31
6. The World Bank Group takes decisions quickly in Ethiopia*	124	59	6.37	2.07
7. Working with the World Bank Group increases Ethiopia's institutional capacity	164	17	7.29	1.85
8. Where country systems (e.g., procurement, financial management, etc.) are adequate, the World Bank Group makes appropriate use of them*	127	56	7.17	1.82

WBG Promoting PPP in Ethiopia	N	DK	Mean	SD
9. To what extent do you believe that the World Bank Group's work helps to find solutions that promote private public partnerships in Ethiopia? (1-To no degree at all, 10-To a very significant degree)	147	37	6.29	2.13

Donor Support to Refugees	N	DK	Mean	SD
10. To what extent do you believe that the donor community is doing enough to support the government's efforts related to refugees in Ethiopia? (1-To no degree at all, 10-To a very significant degree)	137	47	6.80	1.80

11. In which of the following areas do you believe the World Bank Group should provide most of its resources when it comes to providing support to the refugee crisis in Ethiopia? (Choose no more than TWO)	Percentage of Respondents (Responses Combined; N=182)
Health	41.8%
Education	34.1%
Jobs	18.7%
Nutrition	18.7%
Supporting poor and marginalized local communities	14.8%
Infrastructure	14.3%
Don't know	13.2%
Business development	9.9%
Social cohesion	8.8%
Public services	4.9%
Macro issues (fiscal accounts, balance of payments, etc.)	2.7%
Other	1.1%

**E. Working with the World Bank Group (continued)**

12. Please rate how you feel when you think about the impact of the refugees in regards to....	A very negative impact	A somewhat negative impact	A somewhat positive impact	A very positive impact	No impact at all
Ethiopia's economy (N=172)	9.9%	52.3%	25.0%	6.4%	6.4%
Social cohesion (N=171)	12.3%	35.1%	36.8%	8.2%	7.6%
National security (N=169)	13.6%	53.3%	17.2%	5.3%	10.7%
Public service delivery (N=168)	7.7%	54.2%	21.4%	5.4%	11.3%
Ethiopia's poor and marginalized (N=167)	15.6%	40.1%	19.8%	7.2%	17.4%

F. The Future Role of the World Bank Group in Ethiopia

1. Which of the following SHOULD the World Bank Group do to make itself of greater value in Ethiopia? (Choose no more than TWO)	Percentage of Respondents (Responses Combined; N=183)
Increase the level of capacity development in the country	35.5%
Collaborate more effectively with Government clients (e.g., national, state, local)	30.1%
Leverage the private sector more (i.e., mobilize private sector development)	21.9%
Offer more innovative knowledge services	19.1%
Reduce the complexity of obtaining World Bank Group financing	16.9%
Work more with civil society and beneficiary representatives	15.3%
Offer more innovative financial products	10.9%
Collaborate more effectively with organizations such as bilaterals, multilaterals, trust funds, UN agencies	8.7%
Work faster	8.2%
Work more with private sector	7.7%
Help to bring discipline/effective supervision to implementation of World Bank Group projects	7.1%
Ensure greater selectivity in its work	5.5%
Provide more adequate data/knowledge/statistics/figures on Ethiopia's economy	4.4%
Improve the quality of its experts as related to Ethiopia's specific challenges	3.8%
Improve the competitiveness of its financing compared to markets (e.g., cost, timeliness, other terms)	2.7%
Other	0.0%

2. When considering the combination of services that the World Bank Group offers in Ethiopia, and taking into account its limited level of resources, which ONE of the following do you believe the World Bank Group should offer more of in Ethiopia? (Select only ONE response)	Percentage of Respondents (N=178)
The combination is appropriate for Ethiopia	41.6%
Financial services	28.1%
Knowledge products	24.2%
Don't know	4.5%
Convening services	1.1%
None of the above	0.6%

**F. The Future Role of the World Bank Group in Ethiopia (continued)**

3A. Which THREE areas below would benefit most from the World Bank Group playing a leading role among international partners in Ethiopia? (Choose no more than THREE)	Percentage of Respondents (Responses Combined; N=175)
Infrastructure	48.6%
Access to basic services such as education, health, water, agriculture, and nutrition	46.3%
Capacity of state institutions	30.3%
Quality education	25.7%
Public financial management	23.4%
Jobs	22.3%
Promoting inclusion (gender, disability, vulnerable)	16.6%
Food security	16.0%
Support domestic resource mobilization	12.6%
Social safety nets	10.9%
Stimulating dialogue to promote citizen's engagement	10.9%
Improving livelihoods	8.0%
Disaster risk management	6.9%
Crisis preparedness	5.1%
Social cohesion	4.6%
Crisis response	1.7%

3B. Which THREE areas below would benefit most from other donors in Ethiopia? (Choose no more than THREE)	Percentage of Respondents (Responses Combined; N=155)
Food security	31.0%
Improving livelihoods	27.7%
Promoting inclusion (gender, disability, vulnerable)	25.8%
Quality education	24.5%
Access to basic services such as education, health, water, agriculture, and nutrition	24.5%
Stimulating dialogue to promote citizen's engagement	22.6%
Infrastructure	20.0%
Social safety nets	15.5%
Disaster risk management	14.2%
Jobs	13.5%
Social cohesion	11.6%
Crisis preparedness	11.6%
Capacity of state institutions	11.6%
Public financial management	11.0%
Crisis response	9.7%
Support domestic resource mobilization	9.7%

**F. The Future Role of the World Bank Group in Ethiopia (continued)**

4. Please identify two areas related to sustainable development of women in Ethiopia, where greater support from the World Bank Group would be most valuable? (Choose no more than TWO)	Percentage of Respondents (Responses Combined; N=176)
Provide support to the government to help ensure access to equitable education and training opportunities for men and women	52.8%
Provide support to the government to help develop/strengthen transparent and effective regulations for gender mainstreaming	48.9%
Provide support to civil society groups to help them play an effective role in ensuring gender equity in the country	44.9%
Provide support to the government to help ensure access to equitable job opportunities for men and women	43.8%
Other	0.6%

G. Communication and Information Sharing

1. How do you get most of your information about economic and social development issues in Ethiopia? (Choose no more than TWO)	Percentage of Respondents (Responses Combined; N=184)
Local television	44.0%
Internet	41.3%
Local newspapers	28.3%
Social media (e.g., blogs, Facebook, Twitter, YouTube, Flickr)	23.4%
Local radio	18.5%
International television	14.1%
Periodicals	10.3%
International newspapers	8.7%
Other	4.3%
International radio	2.2%

2. How would you prefer to receive information from the World Bank Group? (Choose no more than TWO)	Percentage of Respondents (Responses Combined; N=180)
World Bank Group's website	53.3%
World Bank Group's publications and other written materials	47.2%
World Bank Group's seminars/workshops/conferences	33.3%
e-Newsletters	23.3%
Direct contact with World Bank Group (i.e., face to face meetings/discussions)	12.8%
Social media (e.g., blogs, Facebook, Twitter, YouTube, Flickr)	12.8%
Mobile phones	5.6%
Other	2.2%

3. Are you aware of the World Bank Group's Access to Information Policies under which the World Bank Group discloses any information in its possession that is not on a list of exceptions?	Percentage of Respondents (N=171)
Yes	42.7%
No	57.3%

4. Do you have reliable access to the Internet?	Percentage of Respondents (N=176)
Yes	84.1%
No	15.9%

**G. Communication and Information Sharing (continued)**

5. Do you use/have you used the World Bank Group website?	Percentage of Respondents (N=173)
Yes	68.8%
No	31.2%

6. Do you currently consult the World Bank Group social media sites (e.g., blogs, Facebook, Twitter, YouTube, and Flickr)?	Percentage of Respondents (N=171)
Yes	23.4%
No	76.6%

7. Which Internet connection do you use primarily when visiting a World Bank Group website?	Percentage of Respondents (N=172)
WiFi	72.7%
Dial-up	27.3%

8. How frequently do you consult the World Bank Group's website and/or social media channels (e.g., blogs, Facebook, Twitter, YouTube, Flickr) for information/knowledge that you can use in your work?	Percentage of Respondents (N=182)
Weekly	12.1%
Monthly	19.8%
A few times a year	39.6%
Rarely	20.9%
Never	7.7%

Please rate how much you agree with the following statements. (1-Strongly disagree, 10-Strongly agree)	Level of Agreement			
	N	DK	Mean	SD
9. I find the World Bank Group's websites easy to navigate.	116	1	7.49	2.00
10. I find the information on the World Bank Group's websites useful.	114	3	8.29	1.42
11. The World Bank Group's social media channels (e.g., blogs, Facebook, Twitter, YouTube, Flickr) are valuable sources of information about the institution	75	100	6.92	2.08

**H. Background Information**

1. Which of the following best describes your current position? (Select only ONE response)	Percentage of Respondents (N=180)
Employee of a Ministry, Ministerial Department or Implementation Agency	12.8%
NGO/Community Based Organization	12.8%
Office of Minister	12.2%
Academia/Research Institute/Think Tank	10.6%
Private Sector Organization	8.9%
Financial Sector/Private Bank	7.8%
Office of Parliamentarian	5.6%
Project Management Unit (PMU) overseeing implementation of project/ Consultant/Contractor working on World Bank Group supported project/program	5.6%
Media (press, radio, TV, web, etc.)	5.6%
Local Government Office or Staff	4.4%
Other	3.3%
Office of the President, Prime Minister	2.8%
Bilateral/Multilateral Agency	2.8%
Independent Government Institution (i.e., Regulatory Agency, Central Bank/oversight institution)	2.2%
Youth Group	1.1%
Private Foundation	0.6%
Trade Union	0.6%
Faith-Based Group	0.6%
Judiciary Branch	0.0%

2. Please identify the primary specialization of your work. (Select only ONE response)	Percentage of Respondents (N=171)
Governance	12.3%
Finance and markets	11.1%
Other	11.1%
Generalist (specialized in multiple sectors)	8.2%
Transport and ICT	7.0%
Education	6.4%
Macroeconomics and fiscal management	5.8%
Environment and natural resources	5.3%
Trade and competitiveness	4.1%
Energy and extractives	3.5%
Urban, rural, and social development	3.5%
Social protection and labor	2.9%
Health, nutrition, and population	2.9%
Gender	2.9%
Water	2.3%
Poverty	2.3%
Agriculture	2.3%
Public-private partnerships	1.8%
Jobs	1.8%
Climate change	1.8%
Fragility, conflict and violence	0.6%

**H. Background Information (continued)**

3. Currently, do you professionally collaborate/work with the World Bank Group (IDA, IFC, or MIGA) in your country?	Percentage of Respondents (N=179)
Yes	43.6%
No	56.4%

4. Which of the following agencies of the World Bank Group do you primarily engage with in Ethiopia? (Select only ONE response)	Percentage of Respondents (N=150)
The World Bank (IDA)	75.3%
The International Finance Corporation (IFC)	10.0%
The Multilateral Investment Guarantee Agency (MIGA)	2.0%
Other	12.7%

5. Do your projects involve both the World Bank and the IFC?	Percentage of Respondents (N=162)
Yes	24.7%
No	75.3%

6. If yes, what was your view of how the two institutions work together in Ethiopia? (Select only ONE response)	Percentage of Respondents (N=39)
The two institutions work well together	46.2%
The way the two institutions work together needs improvement	35.9%
The two institutions do not work well together	0.0%
Don't know	17.9%

7. Which of the following describes most of your exposure to the World Bank Group in Ethiopia? (Choose no more than TWO)	Percentage of Respondents (Responses Combined; N=157)
Use World Bank Group website for information, data, research, etc.	35.7%
Use World Bank Group reports/data	33.8%
Engage in World Bank Group related/sponsored events/activities	33.1%
Collaborate as part of my professional duties	31.8%
Observer (i.e., follow in media, discuss in informal conversations, etc.)	14.6%

8. What's your gender?	Percentage of Respondents (N=181)
Female	11.6%
Male	88.4%

9. What's your age?	Percentage of Respondents (N=182)
25 and under	0.5%
26-35	10.4%
36-45	28.0%
46-55	44.5%
56 and above	16.5%

10. Which best represents your geographic location?	Percentage of Respondents (N=183)
Addis Ababa	96.2%
Outside Addis Ababa	3.8%



Appendix B: Responses to All Questions by Stakeholder Groups¹⁵

- Office of the President/Prime Minister/Minister N=27
- Local Government N=8
- Media N=10
- Office of Parliamentarian N=10
- Private Sector/Financial Sector/Private Bank N=30
- Academia N=19
- Employee of a Ministry/ PMU/Consultant on WBG project N=33
- CSO N=28
- Other N=15

A. General Issues facing Ethiopia

In general, would you say that Ethiopia is headed in ... ?

Percentage of Respondents	Office of President/ Prime Minister/ Minister	Office of Parliamentarian	Employee of a Ministry/ PMU/Consultant on WBG Project	Local Govt.	Private Sector/ Financial Sector/ Private Bank	CSO	Media	Academia	Other
The right direction	100.0%	87.5%	87.5%	100.0%	79.3%	78.3%	50.0%	73.7%	61.5%
The wrong direction	0.0%	0.0%	3.1%	0.0%	6.9%	4.3%	12.5%	5.3%	0.0%
Not sure	0.0%	12.5%	9.4%	0.0%	13.8%	17.4%	37.5%	21.1%	38.5%

In general, Ethiopia is headed in the right direction in terms of ... (1-Strongly disagree, 4-Strongly agree)

	Office of President/Prime Minister/Minister			Office of Parliamentarian			Employee of a Ministry/PMU/Consultant on WBG project			Local Govt.			Private Sector/Financial Sector/Private Bank			CSO			Media			Academia			Other		
	N	Mean	SD	N	Mean	SD	N	Mean	SD	N	Mean	SD	N	Mean	SD	N	Mean	SD	N	Mean	SD	N	Mean	SD	N	Mean	SD
Sustaining economic recovery and promoting growth*	26	3.42	0.70	9	3.33	0.71	33	3.45	0.71	8	3.38	0.52	30	2.83	0.87	28	3.11	0.57	10	2.90	0.88	18	3.17	0.71	15	2.80	0.56
Improving governance	23	2.78	0.67	10	2.90	0.88	31	2.84	0.78	8	3.00	0.53	30	2.53	0.82	28	2.82	0.82	10	2.00	0.67	19	2.74	0.87	15	2.53	0.74
Delivering better public services to the poor	23	2.78	0.80	10	2.60	1.07	31	2.84	0.82	8	2.75	0.71	28	2.43	0.88	28	2.82	0.86	10	2.10	0.57	19	2.63	0.60	15	2.67	0.72
Reducing corruption*	22	2.27	0.98	9	2.33	1.00	30	2.20	0.92	8	2.50	0.93	29	1.76	0.74	28	2.32	0.94	10	1.40	0.52	17	2.00	0.94	15	1.93	0.80
Ensuring that all children have access to education	23	3.35	0.88	10	3.10	0.74	30	3.40	0.56	8	3.38	0.74	30	2.90	0.66	27	3.22	0.58	9	3.22	0.67	17	3.41	0.80	15	3.40	0.51
Ensuring adequate and productive infrastructure	23	3.17	0.65	10	2.80	0.63	32	3.19	0.64	8	3.13	0.83	30	2.83	0.75	27	3.11	0.64	10	2.90	0.57	19	2.89	0.57	15	2.93	0.70
Ensuring access to clean water	23	3.00	0.74	10	2.80	0.63	32	3.00	0.76	8	2.88	0.83	29	2.52	0.83	26	2.77	0.76	10	2.60	0.70	18	2.61	0.85	15	2.80	0.56
Reducing gender disparities*	22	3.09	0.75	10	3.30	0.48	33	2.97	0.68	7	3.29	0.76	29	2.83	0.71	27	2.59	0.80	9	2.33	0.71	18	2.67	0.69	15	2.53	0.64
Increasing voice and participation of the citizens of Ethiopia	22	2.82	0.85	10	3.00	0.94	31	2.61	0.80	7	3.00	0.58	30	2.57	1.01	28	2.54	1.00	10	1.90	0.57	19	2.26	0.99	15	2.27	0.80
Responsive leadership*	21	2.86	0.91	9	2.78	0.97	31	2.55	0.72	8	2.63	0.74	28	2.11	0.92	28	2.86	0.85	10	1.80	0.79	19	2.32	1.00	15	2.47	0.92

*Significantly different between stakeholder groups

¹⁵ Only 180 respondents provided information about their current positions. Therefore, only these respondents were included in the analysis presented in this Appendix.

**A. General Issues facing Ethiopia (continued)**

In general, over the past five years would you say that your economic status/standard of living has ... ? (Select only ONE response)

Percentage of Respondents	Office of President/ Prime Minister/ Minister	Office of Parliamentarian	Employee of a Ministry/ PMU/Consultant on WBG Project	Local Govt.	Private Sector/ Financial Sector/ Private Bank	CSO	Media	Academia	Other
Improved	65.4%	37.5%	50.0%	71.4%	48.3%	42.9%	50.0%	47.4%	46.7%
Worsened	3.8%	25.0%	15.6%	14.3%	10.3%	28.6%	0.0%	21.1%	6.7%
Stayed the same	30.8%	37.5%	34.4%	14.3%	41.4%	28.6%	50.0%	31.6%	46.7%

In general, over the next five years do you expect the standard of living in Ethiopia ... ?* (Select only ONE response)

Percentage of Respondents	Office of President/ Prime Minister/ Minister	Office of Parliamentarian	Employee of a Ministry/ PMU/Consultant on WBG Project	Local Govt.	Private Sector/ Financial Sector/ Private Bank	CSO	Media	Academia	Other
To improve	88.9%	80.0%	81.8%	87.5%	83.3%	67.9%	30.0%	63.2%	80.0%
To worsen	0.0%	10.0%	6.1%	0.0%	3.3%	10.7%	20.0%	10.5%	0.0%
Stay the same	7.4%	0.0%	0.0%	12.5%	3.3%	17.9%	10.0%	10.5%	13.3%
Don't have an opinion	0.0%	0.0%	9.1%	0.0%	3.3%	0.0%	30.0%	0.0%	0.0%
Don't know	3.7%	10.0%	3.0%	0.0%	6.7%	3.6%	10.0%	15.8%	6.7%

*Significantly different between stakeholder groups

Over the next five years do you expect your own economic status/standard of living to ... ? (Select only ONE response)

Percentage of Respondents	Office of President/ Prime Minister/ Minister	Office of Parliamentarian	Employee of a Ministry/ PMU/Consultant on WBG Project	Local Govt.	Private Sector/ Financial Sector/ Private Bank	CSO	Media	Academia	Other
Improve	92.6%	88.9%	84.8%	100.0%	86.7%	67.9%	70.0%	63.2%	73.3%
Worsen	0.0%	0.0%	6.1%	0.0%	0.0%	7.1%	0.0%	15.8%	0.0%
Stay the same	7.4%	11.1%	9.1%	0.0%	13.3%	25.0%	30.0%	21.1%	26.7%

**A. General Issues facing Ethiopia (continued)**

Listed below are a number of development priorities in Ethiopia. Please identify which of the following you consider the most important development priorities in Ethiopia? (Choose no more than THREE)

Percentage of Respondents (Responses combined)	Office of President/ Prime Minister/ Minister	Office of Parliamentarian	Employee of a Ministry/ PMU/Consultant on WBG Project	Local Govt.	Private Sector/ Financial Sector/ Private Bank	CSO	Media	Academia	Other
Social protection	14.8%	10.0%	9.1%	0.0%	3.3%	11.5%	0.0%	16.7%	20.0%
Gender equity	11.1%	0.0%	6.1%	0.0%	3.3%	3.8%	0.0%	5.6%	6.7%
Private sector development*	22.2%	20.0%	12.1%	20.0%	43.3%	23.1%	80.0%	27.8%	26.7%
Education	29.6%	20.0%	18.2%	40.0%	33.3%	30.8%	20.0%	22.2%	33.3%
Public sector governance/reform*	25.9%	80.0%	21.2%	20.0%	26.7%	34.6%	50.0%	22.2%	20.0%
Regional integration	3.7%	10.0%	3.0%	0.0%	3.3%	0.0%	10.0%	0.0%	0.0%
Food security	7.4%	0.0%	12.1%	40.0%	13.3%	7.7%	10.0%	22.2%	13.3%
Urban development	3.7%	10.0%	9.1%	0.0%	6.7%	3.8%	0.0%	11.1%	20.0%
Energy	3.7%	0.0%	15.2%	20.0%	10.0%	11.5%	10.0%	11.1%	20.0%
Water and sanitation	11.1%	0.0%	6.1%	20.0%	13.3%	11.5%	10.0%	5.6%	6.7%
Pollution	0.0%	0.0%	0.0%	0.0%	3.3%	7.7%	0.0%	0.0%	0.0%
Job creation/employment	51.9%	30.0%	33.3%	40.0%	30.0%	46.2%	70.0%	50.0%	33.3%
Health	0.0%	0.0%	12.1%	20.0%	0.0%	7.7%	0.0%	11.1%	0.0%
Transport*	0.0%	0.0%	24.2%	0.0%	6.7%	0.0%	0.0%	0.0%	6.7%
Agriculture and rural development	40.7%	60.0%	48.5%	20.0%	33.3%	34.6%	10.0%	22.2%	26.7%
Trade and exports*	25.9%	40.0%	6.1%	0.0%	10.0%	7.7%	20.0%	5.6%	33.3%
Nutrition	0.0%	0.0%	0.0%	0.0%	0.0%	7.7%	0.0%	0.0%	0.0%
Natural resource management	0.0%	0.0%	3.0%	0.0%	0.0%	3.8%	0.0%	11.1%	0.0%
Climate change	0.0%	0.0%	6.1%	20.0%	3.3%	7.7%	0.0%	0.0%	0.0%
Poverty reduction	7.4%	0.0%	24.2%	20.0%	13.3%	7.7%	0.0%	11.1%	6.7%
Anti corruption	14.8%	0.0%	6.1%	0.0%	20.0%	15.4%	10.0%	27.8%	13.3%
Economic growth	18.5%	10.0%	18.2%	0.0%	10.0%	11.5%	0.0%	5.6%	6.7%
Disaster risk management*	0.0%	10.0%	0.0%	0.0%	0.0%	0.0%	0.0%	0.0%	0.0%
Equality of opportunity	0.0%	0.0%	3.0%	20.0%	6.7%	3.8%	0.0%	11.1%	6.7%
Information and communications technology	3.7%	0.0%	0.0%	0.0%	3.3%	0.0%	0.0%	0.0%	0.0%

*Significantly different between stakeholder groups



A. General Issues facing Ethiopia (continued)

Poverty reduction is a broad term that encompasses work in many different areas. Which THREE areas of development listed below do you believe would contribute most to reducing poverty in Ethiopia? (Choose no more than THREE)

Percentage of Respondents (Responses combined)	Office of President/ Prime Minister/ Minister	Office of Parliamentarian	Employee of a Ministry/ PMU/Consultant on WBG Project	Local Govt.	Private Sector/ Financial Sector/ Private Bank	CSO	Media	Academia	Other
Economic growth	51.9%	40.0%	60.6%	66.7%	36.7%	44.0%	50.0%	57.9%	33.3%
Disaster risk management	3.7%	0.0%	6.1%	0.0%	0.0%	12.0%	0.0%	5.3%	0.0%
Equality of opportunity	18.5%	30.0%	9.1%	0.0%	20.0%	16.0%	30.0%	26.3%	20.0%
Information and communications technology	0.0%	0.0%	0.0%	0.0%	0.0%	0.0%	0.0%	0.0%	0.0%
Social protection	7.4%	10.0%	12.1%	0.0%	6.7%	8.0%	10.0%	10.5%	33.3%
Agriculture and rural development	40.7%	40.0%	54.5%	33.3%	46.7%	48.0%	60.0%	36.8%	33.3%
Trade and exports	3.7%	20.0%	0.0%	0.0%	13.3%	12.0%	20.0%	5.3%	6.7%
Nutrition*	0.0%	0.0%	0.0%	16.7%	0.0%	0.0%	0.0%	0.0%	0.0%
Climate change	0.0%	10.0%	3.0%	16.7%	0.0%	0.0%	0.0%	5.3%	6.7%
Transport	14.8%	0.0%	6.1%	0.0%	3.3%	4.0%	0.0%	5.3%	0.0%
Energy	14.8%	10.0%	9.1%	0.0%	10.0%	0.0%	0.0%	5.3%	0.0%
Anti corruption	22.2%	10.0%	15.2%	0.0%	20.0%	24.0%	30.0%	26.3%	26.7%
Water and sanitation	0.0%	0.0%	0.0%	16.7%	6.7%	0.0%	0.0%	0.0%	0.0%
Pollution	0.0%	0.0%	0.0%	0.0%	3.3%	4.0%	0.0%	0.0%	0.0%
Job creation/employment	55.6%	60.0%	51.5%	50.0%	43.3%	68.0%	40.0%	52.6%	80.0%
Health	3.7%	0.0%	6.1%	16.7%	6.7%	12.0%	0.0%	0.0%	0.0%
Public sector governance/reform	11.1%	40.0%	12.1%	33.3%	20.0%	4.0%	20.0%	5.3%	6.7%
Gender equity	3.7%	0.0%	6.1%	0.0%	3.3%	0.0%	0.0%	5.3%	0.0%
Private sector development	11.1%	30.0%	15.2%	33.3%	33.3%	8.0%	20.0%	15.8%	20.0%
Education	22.2%	0.0%	9.1%	0.0%	10.0%	20.0%	10.0%	10.5%	20.0%
Regional integration	0.0%	0.0%	3.0%	0.0%	0.0%	4.0%	0.0%	0.0%	0.0%
Food security	7.4%	0.0%	12.1%	0.0%	6.7%	4.0%	10.0%	10.5%	6.7%
Urban development	3.7%	0.0%	9.1%	16.7%	3.3%	4.0%	0.0%	5.3%	0.0%
Natural resource management	0.0%	0.0%	0.0%	0.0%	0.0%	4.0%	0.0%	5.3%	6.7%

*Significantly different between stakeholder groups

**A. General Issues facing Ethiopia (continued)**

The World Bank Group's "Shared Prosperity" goal captures two key elements, economic growth and equity. It will seek to foster income growth among the bottom 40 percent of a country's population. Improvement in the Shared Prosperity Indicator requires growth and well-being of the less well-off. When thinking about the idea of "shared prosperity" in your country, which of the following TWO best illustrate how this would be achieved in Ethiopia? (Choose no more than TWO)

Percentage of Respondents (Responses combined)	Office of President/ Prime Minister/ Minister	Office of Parliamentarian	Employee of a Ministry/ PMU/Consultant on WBG Project	Local Govt.	Private Sector/ Financial Sector/ Private Bank	CSO	Media	Academia	Other
Better quality public services	12.0%	14.3%	16.1%	0.0%	7.1%	16.7%	0.0%	6.3%	15.4%
Greater access to basic services such as education, health, water, agriculture, and nutrition for citizens*	68.0%	14.3%	64.5%	66.7%	53.6%	29.2%	33.3%	50.0%	61.5%
Better entrepreneurial opportunities	16.0%	14.3%	9.7%	0.0%	25.0%	8.3%	22.2%	0.0%	0.0%
A growing middle class*	0.0%	0.0%	3.2%	33.3%	3.6%	8.3%	22.2%	18.8%	15.4%
Better employment opportunities for young people	24.0%	42.9%	25.8%	33.3%	25.0%	37.5%	33.3%	56.3%	53.8%
Better employment opportunities for women*	0.0%	0.0%	0.0%	0.0%	0.0%	12.5%	0.0%	0.0%	0.0%
Greater voice and participation for citizens to help ensure greater accountability	8.0%	28.6%	12.9%	0.0%	25.0%	29.2%	11.1%	6.3%	7.7%
Education and training that better ensure job opportunity	20.0%	14.3%	6.5%	16.7%	3.6%	16.7%	22.2%	18.8%	30.8%
Better opportunity for the poor who live in rural areas	4.0%	14.3%	16.1%	0.0%	21.4%	4.2%	0.0%	12.5%	0.0%
Better opportunity for the poor who live in urban areas	4.0%	14.3%	6.5%	0.0%	0.0%	4.2%	0.0%	6.3%	0.0%
Consistent economic growth	40.0%	28.6%	32.3%	33.3%	17.9%	20.8%	33.3%	25.0%	7.7%
More reliable social safety net	0.0%	0.0%	0.0%	16.7%	7.1%	0.0%	0.0%	0.0%	0.0%
Greater access to micro-finance for the poor	0.0%	14.3%	3.2%	0.0%	3.6%	4.2%	11.1%	0.0%	7.7%
Other	4.0%	0.0%	0.0%	0.0%	3.6%	4.2%	0.0%	0.0%	0.0%

*Significantly different between stakeholder groups

To what extent is greater gender equity necessary for sustainable economic development in Ethiopia? (Select only ONE response)

Percentage of Respondents	Office of President/ Prime Minister/ Minister	Office of Parliamentarian	Employee of a Ministry/ PMU/Consultant on WBG Project	Local Govt.	Private Sector/ Financial Sector/ Private Bank	CSO	Media	Academia	Other
To a very high extent	70.4%	50.0%	71.9%	50.0%	50.0%	51.9%	60.0%	68.4%	60.0%
To a somewhat high extent	29.6%	40.0%	25.0%	37.5%	43.3%	40.7%	40.0%	26.3%	40.0%
To a somewhat low extent	0.0%	0.0%	3.1%	12.5%	6.7%	7.4%	0.0%	0.0%	0.0%
To a very low extent	0.0%	10.0%	0.0%	0.0%	0.0%	0.0%	0.0%	5.3%	0.0%
Prefer not to answer	0.0%	0.0%	0.0%	0.0%	0.0%	0.0%	0.0%	0.0%	0.0%

**A. General Issues facing Ethiopia (continued)**

To what extent is there gender equity (little to no gap between women and men, and boys and girls) in Ethiopia? (Select only ONE response)

Percentage of Respondents	Office of President/ Prime Minister/ Minister	Office of Parliamentarian	Employee of a Ministry/ PMU/Consultant on WBG Project	Local Govt.	Private Sector/ Financial Sector/ Private Bank	CSO	Media	Academia	Other
To a very high extent	18.5%	30.0%	18.8%	25.0%	16.7%	15.4%	0.0%	15.8%	6.7%
To a somewhat high extent	59.3%	40.0%	28.1%	37.5%	30.0%	34.6%	60.0%	42.1%	33.3%
To a somewhat low extent	22.2%	20.0%	40.6%	25.0%	33.3%	38.5%	30.0%	31.6%	33.3%
To a very low extent	0.0%	10.0%	12.5%	12.5%	20.0%	11.5%	10.0%	5.3%	26.7%
Prefer not to answer	0.0%	0.0%	0.0%	0.0%	0.0%	0.0%	0.0%	5.3%	0.0%

B. Overall Attitudes toward the World Bank Group

	Office of President/Prime Minister/Minister			Office of Parliamentarian			Employee of a Ministry/ PMU/Consultant on WBG project			Local Govt.			Private Sector/ Financial Sector/ Private Bank			CSO			Media			Academia			Other		
	N	Mean	SD	N	Mean	SD	N	Mean	SD	N	Mean	SD	N	Mean	SD	N	Mean	SD	N	Mean	SD	N	Mean	SD	N	Mean	SD
How familiar are you with the work of the World Bank Group in Ethiopia?*	27	6.89	2.33	10	5.20	2.20	33	7.12	1.73	8	6.00	2.00	29	5.48	2.10	27	6.74	1.70	10	7.30	2.54	19	6.63	1.83	15	6.53	1.77

(1-Not familiar at all, 10-Extremely familiar) *Significantly different between stakeholder groups

	Office of President/Prime Minister/Minister			Office of Parliamentarian			Employee of a Ministry/ PMU/Consultant on WBG project			Local Govt.			Private Sector/ Financial Sector/ Private Bank			CSO			Media			Academia			Other		
	N	Mean	SD	N	Mean	SD	N	Mean	SD	N	Mean	SD	N	Mean	SD	N	Mean	SD	N	Mean	SD	N	Mean	SD	N	Mean	SD
Overall, please rate your impression of the World Bank Group's effectiveness in Ethiopia.	22	7.50	2.02	6	6.67	1.97	32	7.91	1.20	8	7.13	1.81	24	6.33	2.14	27	6.81	2.08	8	7.63	1.51	15	7.00	1.93	13	6.54	1.98

(1-Not effective at all, 10-Very effective)

	Office of President/Prime Minister/Minister			Office of Parliamentarian			Employee of a Ministry/ PMU/Consultant on WBG project			Local Govt.			Private Sector/ Financial Sector/ Private Bank			CSO			Media			Academia			Other		
	N	Mean	SD	N	Mean	SD	N	Mean	SD	N	Mean	SD	N	Mean	SD	N	Mean	SD	N	Mean	SD	N	Mean	SD	N	Mean	SD
To what extent do you believe the World Bank Group's staff is well prepared to help Ethiopia solve its most complicated development challenges?*	24	6.96	1.97	8	6.13	2.42	33	8.18	1.10	7	7.71	1.11	23	6.61	1.78	25	6.80	2.08	8	8.00	1.85	12	7.75	1.54	11	7.27	1.95

(1-To no degree at all, 10-To a very significant degree) *Significantly different between stakeholder groups



B. Overall Attitudes toward the World Bank Group (continued)

When thinking about how the World Bank Group can have the most impact on development results in Ethiopia, in which sectors do you believe the World Bank Group should focus most of its resources (financial and knowledge services) in Ethiopia? (Choose no more than THREE)

Percentage of Respondents (Responses combined)	Office of President/ Prime Minister/ Minister	Office of Parliamentarian	Employee of a Ministry/ PMU/Consultant on WBG Project	Local Govt.	Private Sector/ Financial Sector/ Private Bank	CSO	Media	Academia	Other
Energy	11.5%	30.0%	25.0%	12.5%	24.1%	14.8%	20.0%	5.3%	6.7%
Water and sanitation	30.8%	20.0%	12.5%	25.0%	6.9%	3.7%	0.0%	5.3%	13.3%
Pollution	0.0%	0.0%	0.0%	0.0%	0.0%	3.7%	0.0%	0.0%	0.0%
Job creation/employment	38.5%	30.0%	25.0%	25.0%	27.6%	55.6%	70.0%	52.6%	46.7%
Health	19.2%	20.0%	0.0%	37.5%	10.3%	7.4%	0.0%	10.5%	6.7%
Social protection	7.7%	10.0%	6.3%	12.5%	6.9%	7.4%	10.0%	15.8%	33.3%
Gender equity	7.7%	0.0%	6.3%	0.0%	0.0%	14.8%	0.0%	5.3%	0.0%
Private sector development*	19.2%	0.0%	12.5%	12.5%	44.8%	11.1%	30.0%	10.5%	6.7%
Education	26.9%	20.0%	18.8%	12.5%	20.7%	37.0%	20.0%	26.3%	20.0%
Public sector governance/reform	23.1%	40.0%	18.8%	25.0%	31.0%	18.5%	30.0%	31.6%	40.0%
Regional integration	0.0%	10.0%	0.0%	0.0%	3.4%	3.7%	0.0%	0.0%	0.0%
Food security	0.0%	0.0%	3.1%	12.5%	10.3%	7.4%	20.0%	10.5%	13.3%
Urban development	7.7%	0.0%	6.3%	12.5%	6.9%	7.4%	0.0%	5.3%	0.0%
Economic growth	42.3%	30.0%	53.1%	25.0%	17.2%	22.2%	30.0%	15.8%	33.3%
Disaster risk management	0.0%	0.0%	3.1%	0.0%	0.0%	3.7%	0.0%	0.0%	0.0%
Equality of opportunity	0.0%	0.0%	0.0%	12.5%	6.9%	11.1%	0.0%	10.5%	6.7%
Information and communications technology	3.8%	10.0%	0.0%	0.0%	0.0%	3.7%	0.0%	10.5%	6.7%
Transport	3.8%	10.0%	25.0%	0.0%	10.3%	3.7%	0.0%	10.5%	13.3%
Agriculture and rural development	30.8%	30.0%	46.9%	37.5%	27.6%	40.7%	20.0%	26.3%	26.7%
Trade and exports	0.0%	20.0%	6.3%	0.0%	6.9%	0.0%	10.0%	0.0%	6.7%
Nutrition	0.0%	0.0%	0.0%	0.0%	0.0%	0.0%	0.0%	0.0%	0.0%
Natural resource management	7.7%	0.0%	0.0%	0.0%	3.4%	0.0%	0.0%	10.5%	6.7%
Climate change	3.8%	0.0%	9.4%	0.0%	0.0%	3.7%	0.0%	10.5%	0.0%
Poverty reduction	11.5%	20.0%	21.9%	12.5%	24.1%	11.1%	20.0%	0.0%	6.7%
Anti corruption	0.0%	0.0%	0.0%	0.0%	6.9%	7.4%	10.0%	10.5%	6.7%

*Significantly different between stakeholder groups

**B. Overall Attitudes toward the World Bank Group (continued)**

When thinking about the World Bank Group's role, which activity do you believe is of greatest VALUE and which activity is of second greatest value in Ethiopia?

Greatest Value Percentage of Respondents	Office of President/ Prime Minister/ Minister	Office of Parliamentarian	Employee of a Ministry/ PMU/Consultant on WBG Project	Local Govt.	Private Sector/ Financial Sector/ Private Bank	CSO	Media	Academia	Other
Bringing together different groups of stakeholders	4.8%	16.7%	7.7%	12.5%	0.0%	5.6%	11.1%	21.4%	0.0%
Capacity development related to World Bank Group supported projects	23.8%	33.3%	7.7%	0.0%	16.7%	27.8%	0.0%	21.4%	16.7%
Stand-alone technical assistance	0.0%	0.0%	3.8%	0.0%	11.1%	0.0%	11.1%	7.1%	0.0%
Policy advice, studies, analyses	9.5%	16.7%	15.4%	0.0%	27.8%	33.3%	33.3%	14.3%	16.7%
Financial resources	38.1%	33.3%	42.3%	37.5%	38.9%	33.3%	11.1%	28.6%	50.0%
Data and statistics	0.0%	0.0%	11.5%	0.0%	0.0%	0.0%	0.0%	7.1%	0.0%
Promoting knowledge sharing*	0.0%	0.0%	0.0%	12.5%	0.0%	0.0%	22.2%	0.0%	0.0%
Implementation support	4.8%	0.0%	3.8%	0.0%	5.6%	0.0%	0.0%	0.0%	16.7%
Mobilizing third party financial resources*	14.3%	0.0%	3.8%	25.0%	0.0%	0.0%	0.0%	0.0%	0.0%
Donor coordination	4.8%	0.0%	3.8%	12.5%	0.0%	0.0%	11.1%	0.0%	0.0%
Other	0.0%	0.0%	0.0%	0.0%	0.0%	0.0%	0.0%	0.0%	0.0%

*Significantly different between stakeholder groups

2 nd Greatest Value Percentage of Respondents	Office of President/ Prime Minister/ Minister	Office of Parliamentarian	Employee of a Ministry/ PMU/Consultant on WBG Project	Local Govt.	Private Sector/ Financial Sector/ Private Bank	CSO	Media	Academia	Other
Bringing together different groups of stakeholders	4.8%	0.0%	4.0%	0.0%	15.8%	0.0%	10.0%	11.8%	0.0%
Capacity development related to World Bank Group supported projects	23.8%	16.7%	12.0%	12.5%	10.5%	10.0%	20.0%	0.0%	16.7%
Stand-alone technical assistance	4.8%	16.7%	4.0%	0.0%	0.0%	0.0%	10.0%	0.0%	0.0%
Policy advice, studies, analyses	28.6%	0.0%	8.0%	12.5%	5.3%	15.0%	20.0%	0.0%	16.7%
Financial resources	14.3%	50.0%	28.0%	25.0%	15.8%	20.0%	40.0%	17.6%	33.3%
Data and statistics	9.5%	0.0%	0.0%	0.0%	0.0%	15.0%	0.0%	5.9%	0.0%
Promoting knowledge sharing	4.8%	0.0%	4.0%	0.0%	15.8%	10.0%	0.0%	11.8%	8.3%
Implementation support*	4.8%	0.0%	16.0%	25.0%	10.5%	5.0%	0.0%	41.2%	16.7%
Mobilizing third party financial resources	0.0%	16.7%	8.0%	0.0%	21.1%	5.0%	0.0%	5.9%	0.0%
Donor coordination	4.8%	0.0%	16.0%	25.0%	5.3%	20.0%	0.0%	5.9%	8.3%
Other	0.0%	0.0%	0.0%	0.0%	0.0%	0.0%	0.0%	0.0%	0.0%

*Significantly different between stakeholder groups



B. Overall Attitudes toward the World Bank Group (continued)

Which of the following do you identify as the World Bank Group's greatest WEAKNESSES in its work in Ethiopia? (Choose no more than TWO)

Percentage of Respondents (Responses combined)	Office of President/ Prime Minister/ Minister	Office of Parliamentarian	Employee of a Ministry/ PMU/Consultant on WBG Project	Local Govt.	Private Sector/ Financial Sector/ Private Bank	CSO	Media	Academia	Other
Lack of adequate criticism of controversial policies and reform efforts in the country*	18.2%	0.0%	18.2%	0.0%	25.0%	47.8%	50.0%	50.0%	6.7%
Staff not accessible enough*	0.0%	0.0%	3.0%	25.0%	0.0%	4.3%	0.0%	0.0%	6.7%
Not collaborating enough with private sector*	4.5%	0.0%	6.1%	12.5%	42.9%	4.3%	30.0%	25.0%	6.7%
Not adequately collaborating with organizations such as bilaterals, multilaterals, trust funds, UN agencies	13.6%	0.0%	6.1%	0.0%	3.6%	4.3%	0.0%	0.0%	13.3%
Not aligned with country priorities	13.6%	30.0%	9.1%	25.0%	3.6%	8.7%	0.0%	0.0%	6.7%
Not adequately sensitive to political/social realities in Ethiopia	13.6%	10.0%	18.2%	0.0%	17.9%	4.3%	20.0%	25.0%	33.3%
Too influenced by developed countries	31.8%	20.0%	3.0%	25.0%	17.9%	17.4%	20.0%	6.3%	13.3%
World Bank Group's processes too slow	4.5%	10.0%	15.2%	12.5%	10.7%	13.0%	0.0%	6.3%	20.0%
World Bank Group's processes too complex	27.3%	10.0%	21.2%	25.0%	17.9%	13.0%	0.0%	0.0%	20.0%
Not exploring alternative policy options	0.0%	0.0%	9.1%	0.0%	0.0%	4.3%	20.0%	6.3%	20.0%
Not sufficiently focused on results	0.0%	10.0%	12.1%	0.0%	0.0%	4.3%	0.0%	6.3%	13.3%
Not in it for the long term	0.0%	0.0%	3.0%	0.0%	0.0%	8.7%	0.0%	6.3%	0.0%
Its advice and strategies do not lend themselves to practical problem solving	13.6%	0.0%	9.1%	0.0%	3.6%	4.3%	10.0%	6.3%	0.0%
Not collaborating enough with civil society*	4.5%	0.0%	6.1%	25.0%	0.0%	30.4%	0.0%	0.0%	13.3%
Not enough public disclosure of its work	4.5%	0.0%	9.1%	25.0%	10.7%	4.3%	10.0%	6.3%	6.7%
Arrogant in its approach	4.5%	0.0%	3.0%	0.0%	0.0%	0.0%	0.0%	0.0%	0.0%
Inadequate World Bank Group's staffing in Ethiopia	18.2%	0.0%	6.1%	12.5%	0.0%	4.3%	0.0%	0.0%	0.0%
The credibility of its knowledge/data	0.0%	0.0%	0.0%	0.0%	0.0%	0.0%	0.0%	6.3%	0.0%
Other	4.5%	0.0%	3.0%	12.5%	0.0%	0.0%	10.0%	0.0%	0.0%
Don't know	4.5%	40.0%	15.2%	0.0%	17.9%	8.7%	10.0%	25.0%	6.7%

*Significantly different between stakeholder groups

To what extent do you believe that the World Bank Group's work and support help the poorest in Ethiopia? (Select only ONE response)

Percentage of Respondents	Office of President/ Prime Minister/ Minister	Office of Parliamentarian	Employee of a Ministry/ PMU/Consultant on WBG Project	Local Govt.	Private Sector/ Financial Sector/ Private Bank	CSO	Media	Academia	Other
To a fully sufficient degree	18.5%	10.0%	21.2%	12.5%	6.7%	3.6%	10.0%	10.5%	6.7%
To a somewhat sufficient degree	59.3%	40.0%	51.5%	50.0%	10.0%	50.0%	40.0%	36.8%	53.3%
To a somewhat insufficient degree	11.1%	30.0%	18.2%	37.5%	50.0%	32.1%	30.0%	36.8%	33.3%
To a very insufficient degree	0.0%	20.0%	3.0%	0.0%	20.0%	14.3%	10.0%	5.3%	0.0%
Don't know	11.1%	0.0%	6.1%	0.0%	13.3%	0.0%	10.0%	10.5%	6.7%



B. Overall Attitudes toward the World Bank Group (continued)

To what extent do you believe that the World Bank Group's support helps ensure that men and women equally benefit from economic development in Ethiopia? (Select only ONE response)

Percentage of Respondents	Office of President/ Prime Minister/ Minister	Office of Parliamentarian	Employee of a Ministry/ PMU/Consultant on WBG Project	Local Govt.	Private Sector/ Financial Sector/ Private Bank	CSO	Media	Academia	Other
To a fully sufficient degree	26.9%	0.0%	25.0%	0.0%	3.3%	7.1%	10.0%	10.5%	13.3%
To a somewhat sufficient degree	34.6%	40.0%	43.8%	85.7%	23.3%	46.4%	40.0%	47.4%	40.0%
To a somewhat insufficient degree	23.1%	30.0%	18.8%	14.3%	40.0%	35.7%	40.0%	26.3%	26.7%
To a very insufficient degree	3.8%	10.0%	3.1%	0.0%	13.3%	7.1%	10.0%	10.5%	0.0%
Don't know	11.5%	20.0%	9.4%	0.0%	20.0%	3.6%	0.0%	5.3%	20.0%

How EFFECTIVE do you believe the following World Bank Group's instruments are in supporting the Ethiopia Government's efforts to reduce poverty? (1-Not effective at all, 10-Very effective)

	Office of President/Prime Minister/Minister			Office of Parliamentarian			Employee of a Ministry/PMU/Consultant on WBG project			Local Govt.			Private Sector/Financial Sector/Private Bank			CSO			Media			Academia			Other		
	N	Mean	SD	N	Mean	SD	N	Mean	SD	N	Mean	SD	N	Mean	SD	N	Mean	SD	N	Mean	SD	N	Mean	SD	N	Mean	SD
Investment Project Financing (IPF)	13	7.15	1.77	7	7.71	1.80	25	7.60	1.71	6	7.83	1.33	16	6.31	1.96	20	6.50	2.12	7	7.43	1.90	13	7.00	2.83	10	7.00	1.49
Program-for-Results Financing (PforR)*	12	7.92	1.31	7	8.43	1.51	17	7.24	1.79	5	7.20	2.17	8	5.50	1.85	19	6.58	2.24	7	6.71	1.98	6	5.50	2.26	9	6.67	1.58
Trust funds and grants	13	7.92	1.38	4	7.25	3.40	24	7.08	1.95	6	6.33	1.63	11	5.82	1.89	18	6.39	2.25	7	6.43	1.90	5	5.80	2.68	10	6.60	1.65
Capacity building	18	7.78	1.56	6	7.17	2.23	24	6.75	1.82	8	7.25	2.31	24	6.42	1.98	21	7.10	1.70	9	6.78	2.33	16	6.88	1.71	13	7.00	2.04
Knowledge products/services	14	7.71	1.07	5	7.20	1.64	23	7.17	1.77	7	6.86	1.46	20	6.05	2.14	19	6.95	1.54	9	7.22	2.44	14	7.43	1.74	10	7.00	1.15
MIGA Guarantees	5	7.00	1.22				8	6.50	1.60	3	6.67	2.08	8	6.63	2.07	12	5.17	2.59	4	7.25	1.89	2	4.00	4.24	4	5.50	2.08
IFC Investment Services	3	8.33	1.53	1	10.00		9	6.22	1.99	3	7.00	1.00	12	4.92	2.50	11	4.91	2.43	7	6.14	2.34	3	5.00	3.61	9	5.11	1.54
IFC Advisory Services	5	8.00	1.41	2	8.00	0.00	9	7.00	2.18	3	7.00	1.00	13	5.31	2.53	11	4.91	2.66	6	6.17	2.40	4	4.75	3.86	8	5.38	2.13

*Significantly different between stakeholder groups

In addition to the regular relations with the national government, which TWO of the following groups should the World Bank Group collaborate with more in your country? (Choose no more than TWO)

Percentage of Respondents (Responses combined)	Office of President/ Prime Minister/ Minister	Office of Parliamentarian	Employee of a Ministry/ PMU/Consultant on WBG Project	Local Govt.	Private Sector/ Financial Sector/ Private Bank	CSO	Media	Academia	Other
Beneficiaries	25.0%	30.0%	30.3%	25.0%	10.0%	18.5%	10.0%	21.1%	46.7%
Youth/university groups	29.2%	20.0%	27.3%	12.5%	23.3%	14.8%	20.0%	26.3%	6.7%
Private sector	33.3%	10.0%	42.4%	25.0%	63.3%	40.7%	60.0%	42.1%	40.0%
Local government	37.5%	20.0%	39.4%	62.5%	40.0%	22.2%	0.0%	21.1%	33.3%
Donor community	4.2%	0.0%	15.2%	37.5%	3.3%	11.1%	0.0%	5.3%	13.3%
NGOs/Community Based Organizations*	12.5%	30.0%	3.0%	25.0%	10.0%	51.9%	0.0%	31.6%	6.7%
Academia/think tanks/research institutes	29.2%	30.0%	36.4%	12.5%	33.3%	37.0%	20.0%	42.1%	40.0%
Foundations	0.0%	0.0%	0.0%	0.0%	0.0%	0.0%	0.0%	0.0%	0.0%
Media*	0.0%	0.0%	0.0%	0.0%	6.7%	3.7%	60.0%	5.3%	6.7%
Other*	0.0%	10.0%	0.0%	0.0%	0.0%	0.0%	10.0%	0.0%	0.0%
Don't know*	12.5%	20.0%	0.0%	0.0%	3.3%	0.0%	10.0%	0.0%	0.0%

*Significantly different between stakeholder groups

**B. Overall Attitudes toward the World Bank Group (continued)**

To what extent do you agree with the following statements about the World Bank Group's work in Ethiopia? (1-Strongly disagree, 10-Strongly agree)

	Office of President/Prime Minister/Minister			Office of Parliamentarian			Employee of a Ministry/ PMU/Consultant on WBG project			Local Govt.			Private Sector/ Financial Sector/ Private Bank			CSO			Media			Academia			Other		
	N	Mean	SD	N	Mean	SD	N	Mean	SD	N	Mean	SD	N	Mean	SD	N	Mean	SD	N	Mean	SD	N	Mean	SD	N	Mean	SD
Overall the World Bank Group currently plays a relevant role in development in Ethiopia*	23	7.61	1.90	10	6.30	2.11	33	8.52	1.35	7	7.57	1.72	27	6.44	1.83	28	7.25	1.84	10	7.20	2.25	19	7.74	1.66	13	7.54	2.22
The World Bank Group's work is aligned with what I consider the development priorities for Ethiopia*	24	7.67	2.16	10	6.40	2.41	32	7.91	1.86	8	7.38	1.30	27	6.15	2.30	28	6.75	1.78	10	6.60	2.27	18	7.39	2.00	14	7.50	1.70
The World Bank Group supports programs and strategies that are realistic for Ethiopia*	24	7.83	1.97	9	6.33	2.40	32	8.22	1.43	7	7.57	1.13	25	6.48	2.00	28	7.04	1.97	10	6.50	2.27	18	7.11	1.91	13	6.38	1.98

*Significantly different between stakeholder groups

To what extent is the World Bank Group an effective development partner in Ethiopia, in terms of each of the following? (1-To no degree at all, 10-To a very significant degree)

	Office of President/Prime Minister/Minister			Office of Parliamentarian			Employee of a Ministry/ PMU/Consultant on WBG project			Local Govt.			Private Sector/ Financial Sector/ Private Bank			CSO			Media			Academia			Other		
	N	Mean	SD	N	Mean	SD	N	Mean	SD	N	Mean	SD	N	Mean	SD	N	Mean	SD	N	Mean	SD	N	Mean	SD	N	Mean	SD
Responsiveness to needs	22	7.05	1.96	9	6.33	2.12	30	7.43	1.74	8	6.88	1.36	23	6.13	2.01	28	6.39	2.02	9	6.56	1.67	17	7.00	1.84	14	6.64	2.02
Flexibility (in terms of the institution's products and services)	24	5.83	2.22	8	6.25	2.66	30	6.83	2.18	8	6.25	1.98	22	5.09	2.18	26	5.69	2.26	7	5.71	1.89	16	4.81	2.23	13	5.54	1.94
Flexibility (in terms of changing country circumstances)*	22	6.27	2.43	7	6.00	2.45	31	7.13	1.88	7	5.86	2.12	20	5.10	2.13	25	5.80	2.42	7	6.14	1.35	16	4.50	2.19	13	6.08	2.22
Being inclusive	21	7.00	1.90	8	7.25	1.91	27	7.56	1.87	7	7.00	0.58	24	5.79	2.45	26	6.12	1.77	8	6.63	1.30	18	6.33	2.25	13	6.38	1.71
Openness (sharing data and other information)*	21	7.19	1.54	8	7.75	0.89	29	8.03	1.55	6	7.33	1.63	26	6.31	2.31	27	7.00	1.52	7	6.71	1.50	18	6.61	2.23	13	6.69	1.70
Collaboration with the Government*	23	8.35	1.47	10	7.00	1.33	31	8.65	1.23	7	7.71	1.11	24	7.29	1.46	27	7.44	1.50	10	7.70	1.34	18	7.83	1.29	11	7.82	1.72
The speed in which it gets things accomplished on the ground	22	6.09	1.80	8	6.63	2.45	29	7.10	1.80	7	6.14	1.86	24	5.13	2.01	28	6.18	1.68	7	5.86	1.95	16	6.13	1.82	13	6.08	2.02
Helping to bring discipline/effective supervision to implementation of investment projects*	20	6.95	1.93	8	7.75	1.49	30	8.10	1.58	7	6.43	1.27	21	5.71	2.26	25	6.72	1.88	6	6.50	1.76	13	6.77	1.92	11	6.27	1.68
Collaboration with civil society*	19	6.05	2.22	6	6.50	1.38	25	7.28	1.81	5	6.00	1.41	22	4.68	2.19	23	4.96	2.08	8	6.38	1.92	15	4.80	2.14	11	4.09	1.70
Staff accessibility*	19	6.53	1.87	7	5.57	2.57	31	7.87	1.80	5	5.80	2.59	19	5.32	2.89	25	6.24	1.96	7	6.71	2.56	16	6.31	2.27	11	7.00	1.73
Collaboration with other donors and development partners*	18	7.00	1.97	6	6.67	2.25	25	7.92	1.47	6	6.67	1.21	19	6.11	1.97	25	6.00	1.78	6	7.50	1.22	13	7.54	2.11	9	6.33	2.40
Collaboration with the private sector*	15	5.93	2.55	7	4.86	3.08	23	6.39	2.33	6	6.83	1.72	25	3.96	2.15	24	5.50	2.13	9	5.56	1.74	11	5.00	1.84	8	4.88	1.96
Straightforwardness and honesty*	17	7.24	1.68	7	7.14	1.46	29	8.14	1.27	5	8.00	1.00	20	6.40	1.96	26	6.81	2.08	7	6.86	1.46	12	6.50	2.61	11	7.91	1.58
Treating clients and stakeholders in Ethiopia with respect*	19	8.05	1.54	7	7.57	1.13	30	8.53	1.33	6	8.00	0.89	16	6.69	2.33	25	7.04	2.03	6	8.00	1.90	17	7.82	0.95	13	8.08	1.55
Being a long-term partner*	23	8.57	1.24	10	8.30	0.67	30	8.63	1.45	7	8.14	1.07	24	7.21	2.54	26	7.85	2.11	8	8.88	0.99	17	8.65	1.00	13	8.46	1.05

*Significantly different between stakeholder groups



B. Overall Attitudes toward the World Bank Group (continued)

When World Bank Group assisted reform efforts fail or are slow to take place, which of the following would you attribute this to? (Choose no more than TWO)

Percentage of Respondents (Responses combined)	Office of President/ Prime Minister/ Minister	Office of Parliamentarian	Employee of a Ministry/ PMU/Consultant on WBG Project	Local Govt.	Private Sector/ Financial Sector/ Private Bank	CSO	Media	Academia	Other
The World Bank Group does not provide the government with consistent support throughout the reform effort	22.7%	20.0%	19.4%	14.3%	6.9%	16.0%	0.0%	10.5%	6.7%
Political pressures and obstacles	45.5%	20.0%	12.9%	0.0%	34.5%	44.0%	30.0%	42.1%	20.0%
Reforms are not well thought out in light of country challenges	31.8%	40.0%	29.0%	42.9%	37.9%	16.0%	30.0%	31.6%	26.7%
Poor coordination within the Government	27.3%	30.0%	16.1%	42.9%	20.7%	16.0%	10.0%	10.5%	13.3%
There is an inadequate level of private sector participation and support*	9.1%	20.0%	22.6%	0.0%	34.5%	12.0%	60.0%	15.8%	6.7%
Poor donor coordination	4.5%	0.0%	9.7%	0.0%	0.0%	8.0%	10.0%	5.3%	6.7%
The World Bank Group is not sensitive enough to political/social realities on the ground	22.7%	20.0%	16.1%	0.0%	10.3%	16.0%	0.0%	15.8%	6.7%
Lack of/inadequate levels of capacity in Government*	9.1%	10.0%	38.7%	85.7%	17.2%	32.0%	10.0%	31.6%	60.0%
There is not an adequate level of citizen/civil society participation	9.1%	10.0%	6.5%	0.0%	6.9%	20.0%	30.0%	10.5%	33.3%
Corruption	4.5%	10.0%	12.9%	0.0%	20.7%	16.0%	20.0%	21.1%	13.3%
Poor coordination within the World Bank Group	13.6%	0.0%	9.7%	0.0%	3.4%	0.0%	0.0%	0.0%	6.7%
Other	0.0%	10.0%	0.0%	0.0%	3.4%	0.0%	0.0%	0.0%	0.0%

*Significantly different between stakeholder groups

C. World Bank Group's Effectiveness and Results

In Ethiopia, to what extent do the World Bank Group's financial resources, advice, and knowledge influence policy related to ... ?

	Office of President/Prime Minister/Minister			Office of Parliamentarian			Employee of a Ministry/ PMU/Consultant on WBG project			Local Govt.			Private Sector/ Financial Sector/ Private Bank			CSO			Media			Academia			Other		
	N	Mean	SD	N	Mean	SD	N	Mean	SD	N	Mean	SD	N	Mean	SD	N	Mean	SD	N	Mean	SD	N	Mean	SD	N	Mean	SD
Gender*	24	7.83	1.46	10	6.90	1.37	26	7.65	1.35	7	7.57	1.51	23	5.22	1.93	27	6.30	1.75	7	5.57	2.23	13	6.00	2.48	10	5.90	1.60
The impact of climate change*	20	7.20	1.82	10	7.20	1.81	26	8.08	1.35	7	7.43	1.40	22	5.73	2.31	27	6.74	2.09	8	6.00	2.51	13	6.31	2.66	7	5.43	1.27

(1-To no degree at all, 10-To a very significant degree) *Significantly different between stakeholder groups

**C. World Bank Group's Effectiveness and Results (continued)**

How EFFECTIVE do you believe the World Bank Group is in terms of the work it does in the following areas of development in Ethiopia? (1-Not effective at all, 10-Very effective)

	Office of President/Prime Minister/Minister			Office of Parliamentarian			Employee of a Ministry/ PMU/Consultant on WBG project			Local Govt.			Private Sector/ Financial Sector/ Private Bank			CSO			Media			Academia			Other		
	N	Mean	SD	N	Mean	SD	N	Mean	SD	N	Mean	SD	N	Mean	SD	N	Mean	SD	N	Mean	SD	N	Mean	SD	N	Mean	SD
Social protection	17	8.00	1.41	7	8.00	1.29	23	7.43	1.65	8	7.38	1.06	19	6.58	2.14	24	6.96	1.97	7	7.57	0.98	16	7.25	2.18	14	7.36	1.95
Gender equity*	19	7.21	1.55	8	7.88	0.64	21	7.62	1.69	8	7.00	1.69	20	5.40	1.93	24	6.25	1.80	6	7.00	1.26	16	6.38	1.96	12	5.75	2.14
Private sector development	13	5.54	2.47	3	6.67	3.21	21	6.29	2.51	5	5.00	1.00	23	4.17	2.37	21	5.10	1.89	6	5.33	1.63	14	4.93	2.30	8	5.13	1.73
Education*	17	8.47	1.23	9	8.00	1.58	22	8.09	1.34	8	7.63	1.06	24	6.50	2.02	23	7.04	1.66	6	6.83	1.47	16	7.06	1.39	12	6.58	2.50
Public sector governance/reform*	19	6.68	1.95	9	7.00	1.22	20	7.35	1.18	6	7.33	0.82	23	5.26	2.07	21	6.57	2.11	7	6.86	1.68	17	6.47	2.03	14	6.14	1.99
Regional integration*	14	5.57	1.87	5	6.40	1.52	17	7.00	2.12	5	7.00	2.45	19	4.68	2.43	21	6.05	1.86	5	4.00	2.24	9	6.78	2.33	7	5.29	2.63
Food security*	19	7.26	1.82	8	7.63	1.30	25	7.88	1.33	8	7.50	1.93	21	6.14	1.82	23	6.43	1.78	8	6.63	1.92	15	7.60	1.64	12	7.25	2.01
Urban development*	22	7.32	1.67	5	8.00	0.71	24	7.58	1.47	7	7.29	1.80	23	5.70	2.46	22	6.18	1.65	7	5.86	2.27	15	6.60	2.20	12	7.08	1.44
Energy	18	6.83	1.82	5	7.20	0.84	21	7.67	1.83	4	6.75	2.50	22	5.68	2.19	24	5.88	2.07	7	6.14	1.21	11	6.82	2.48	8	7.50	2.62
Water and sanitation*	20	7.80	1.44	6	7.33	1.21	23	7.91	1.08	8	8.13	1.13	21	6.71	1.42	21	6.24	1.81	8	7.00	1.31	17	7.35	1.66	12	7.58	2.19
Pollution	14	6.36	1.45	6	6.50	1.22	16	7.19	1.76	4	6.25	1.50	17	5.82	1.94	19	5.53	2.01	3	4.00	2.65	10	5.60	2.27	4	4.75	3.30
Job creation/employment*	17	6.24	1.89	4	7.25	1.50	23	7.00	1.73	6	7.17	1.60	20	4.65	2.06	23	5.70	1.87	6	5.50	0.55	14	5.93	2.02	10	5.60	2.12
Health*	20	8.15	1.18	9	7.89	1.17	25	8.20	1.26	8	8.38	0.92	22	6.50	2.13	24	6.71	1.78	8	6.88	1.46	16	7.44	1.55	12	7.17	2.29
Transport	13	7.62	1.94	6	7.67	1.37	22	7.91	1.19	5	7.80	1.10	19	6.53	1.78	25	6.56	1.78	8	6.50	2.62	15	7.07	1.62	11	7.45	1.51
Agriculture and rural development*	19	7.79	1.23	8	7.63	1.60	24	7.75	1.39	4	7.50	1.29	22	5.55	2.26	24	6.67	1.63	8	5.63	2.33	18	7.33	1.94	12	6.83	2.04
Trade and exports*	13	6.08	1.61	4	5.50	1.00	16	6.44	1.93	2	7.00	1.41	17	4.24	1.92	22	5.45	1.63	5	4.20	2.59	12	5.58	2.27	9	5.56	2.07
Nutrition*	15	6.87	1.60	6	6.50	1.52	17	7.53	2.10	4	4.75	1.26	18	6.06	2.07	21	5.48	1.66	5	6.20	1.79	12	6.92	1.56	8	5.13	2.59
Natural resource management	11	5.18	2.36	5	6.80	2.17	13	7.31	2.14	3	6.00	2.65	17	4.59	2.00	22	5.55	2.11	4	5.00	0.82	8	6.50	2.67	6	4.83	2.23
Climate change*	17	6.71	1.57	6	6.83	1.47	21	7.76	1.61	5	6.40	1.82	22	5.55	2.36	25	6.56	1.76	7	6.14	2.79	12	6.25	2.77	9	4.89	1.83
Poverty reduction	22	7.77	1.34	7	7.57	1.62	23	8.00	1.54	6	7.83	1.17	25	6.44	2.00	24	6.63	1.53	9	7.22	1.48	18	7.06	2.48	14	7.21	1.85
Anti corruption*	13	5.62	2.50	6	6.50	1.38	15	6.60	1.92	4	6.25	1.71	18	3.22	1.63	20	4.65	2.43	8	4.13	1.96	13	4.62	2.14	8	4.75	2.66
Economic growth*	17	7.35	1.50	8	7.38	1.60	26	7.58	1.36	5	7.60	1.14	23	6.04	1.85	25	6.36	1.82	8	7.50	1.31	18	7.44	1.34	14	7.14	1.56
Disaster risk management	12	6.50	1.57	7	6.86	1.21	16	7.25	1.61	5	7.00	1.73	16	5.50	1.46	22	5.68	2.01	7	6.29	2.43	12	7.00	1.60	9	6.22	2.17
Equality of opportunity*	17	6.53	2.32	7	7.00	1.15	20	7.55	1.85	4	7.25	0.96	20	4.80	1.96	24	5.54	1.91	6	5.17	2.40	13	6.31	1.84	10	6.10	1.79

*Significantly different between stakeholder groups

	Office of President/Prime Minister/Minister			Office of Parliamentarian			Employee of a Ministry/ PMU/Consultant on WBG project			Local Govt.			Private Sector/ Financial Sector/ Private Bank			CSO			Media			Academia			Other		
	N	Mean	SD	N	Mean	SD	N	Mean	SD	N	Mean	SD	N	Mean	SD	N	Mean	SD	N	Mean	SD	N	Mean	SD	N	Mean	SD
To what extent does the World Bank Group's work help to achieve development results in Ethiopia?*	23	7.52	1.68	10	6.70	1.89	31	7.87	1.28	8	7.63	1.30	28	6.32	2.06	27	7.22	1.58	10	6.70	1.49	19	6.79	1.51	14	6.93	1.27

(1-To no degree at all, 10-To a very significant degree) *Significantly different between stakeholder groups

**C. World Bank Group's Effectiveness and Results (continued)**

To what extent do you agree with the following statements about the World Bank Group in Ethiopia? (1-Strongly disagree, 10-Strongly agree)

	Office of President/Prime Minister/Minister			Office of Parliamentarian			Employee of a Ministry/ PMU/Consultant on WBG project			Local Govt.			Private Sector/ Financial Sector/ Private Bank			CSO			Media			Academia			Other		
	N	Mean	SD	N	Mean	SD	N	Mean	SD	N	Mean	SD	N	Mean	SD	N	Mean	SD	N	Mean	SD	N	Mean	SD	N	Mean	SD
The World Bank Group's financial instruments meet the needs of Ethiopia*	21	7.43	1.86	9	6.44	2.55	31	7.29	2.25	7	6.71	0.95	24	5.42	1.98	24	6.54	1.74	8	6.25	1.39	17	6.76	1.68	13	6.46	1.66
The World Bank Group meets Ethiopia's needs for knowledge services	22	7.45	1.65	9	6.44	1.67	30	7.13	2.11	7	6.71	1.60	27	5.93	2.37	23	6.61	1.75	7	6.57	2.07	16	6.44	1.63	13	6.62	2.10

*Significantly different between stakeholder groups

	Office of President/Prime Minister/Minister			Office of Parliamentarian			Employee of a Ministry/ PMU/Consultant on WBG project			Local Govt.			Private Sector/ Financial Sector/ Private Bank			CSO			Media			Academia			Other		
	N	Mean	SD	N	Mean	SD	N	Mean	SD	N	Mean	SD	N	Mean	SD	N	Mean	SD	N	Mean	SD	N	Mean	SD	N	Mean	SD
How effectively does the World Bank Group help Ethiopia to mobilize finance for development from private sector sources?*	18	6.44	2.36	6	5.67	3.01	23	6.61	2.37	5	6.40	1.34	23	4.22	2.45	18	5.94	1.86	9	4.56	2.07	12	6.00	2.92	8	4.00	1.60

(1-Not effectively at all, 10-Very effectively) *Significantly different between stakeholder groups

As part of IDA18, the World Bank Group has expanded (or developed) a number of financial instruments to respond to challenges in IDA countries. These include the Crisis Response Window (CRW), Pandemic Emergency Finance Facility (PEF), Catastrophe Deferred Draw Down Option (CAT-DDO), and the Private Sector Window (PSW). In general, how familiar are you with these new or expanded financial instruments in Ethiopia? (Select only ONE response)

Percentage of Respondents	Office of President/Prime Minister/Minister	Office of Parliamentarian	Employee of a Ministry/ PMU/Consultant on WBG Project	Local Govt.	Private Sector/ Financial Sector/ Private Bank	CSO	Media	Academia	Other
Very familiar	4.3%	0.0%	9.7%	12.5%	3.3%	3.7%	0.0%	0.0%	6.7%
Somewhat familiar	34.8%	11.1%	19.4%	37.5%	26.7%	33.3%	50.0%	16.7%	0.0%
Somewhat unfamiliar	17.4%	11.1%	12.9%	12.5%	16.7%	18.5%	30.0%	22.2%	33.3%
Very unfamiliar	13.0%	33.3%	6.5%	12.5%	13.3%	14.8%	10.0%	16.7%	13.3%
Don't know	30.4%	44.4%	51.6%	25.0%	40.0%	29.6%	10.0%	44.4%	46.7%

How effectively does the World Bank Group support Ethiopia's efforts ... ? (1-Not effectively at all, 10-Very effectively)

	Office of President/Prime Minister/Minister			Office of Parliamentarian			Employee of a Ministry/ PMU/Consultant on WBG project			Local Govt.			Private Sector/ Financial Sector/ Private Bank			CSO			Media			Academia			Other		
	N	Mean	SD	N	Mean	SD	N	Mean	SD	N	Mean	SD	N	Mean	SD	N	Mean	SD	N	Mean	SD	N	Mean	SD	N	Mean	SD
To build stronger domestic resource mobilization systems in the Government	17	6.18	1.98	7	6.14	2.12	27	6.78	1.55	7	6.43	1.90	24	5.54	1.98	25	5.92	1.68	8	5.38	1.60	14	6.29	1.54	11	5.55	2.46
To develop better and stronger data collection/analytics systems within the Government*	21	6.86	2.29	9	5.56	1.94	26	7.27	1.34	8	7.75	1.04	23	5.48	2.21	24	6.04	1.81	9	5.78	2.33	14	7.07	2.09	14	6.50	1.79
To strengthen the country's crisis preparedness*	18	6.61	1.75	8	6.25	2.31	23	7.17	1.53	8	6.50	1.51	20	5.25	1.62	24	5.92	1.50	8	5.25	2.25	12	6.58	2.19	9	6.78	1.92

*Significantly different between stakeholder groups



D. The World Bank Group's Knowledge Work and Activities

How frequently do you consult World Bank Group's knowledge work and activities in the work you do?

Percentage of Respondents	Office of President/ Prime Minister/ Minister	Office of Parliamentarian	Employee of a Ministry/ PMU/Consultant on WBG Project	Local Govt.	Private Sector/ Financial Sector/ Private Bank	CSO	Media	Academia	Other
Weekly	4.0%	11.1%	21.9%	12.5%	6.9%	14.8%	20.0%	5.3%	0.0%
Monthly	12.0%	0.0%	9.4%	25.0%	13.8%	25.9%	40.0%	10.5%	13.3%
A few times a year	44.0%	22.2%	40.6%	12.5%	34.5%	29.6%	20.0%	68.4%	33.3%
Rarely	20.0%	33.3%	18.8%	25.0%	31.0%	18.5%	0.0%	15.8%	46.7%
Never	20.0%	33.3%	9.4%	25.0%	13.8%	11.1%	20.0%	0.0%	6.7%

In Ethiopia, to what extent do you believe that the World Bank Group's knowledge work and activities: (1-To no degree at all, 10-To a very significant degree)

	Office of President/Prime Minister/Minister			Office of Parliamentarian			Employee of a Ministry/ PMU/Consultant on WBG project			Local Govt.			Private Sector/ Financial Sector/ Private Bank			CSO			Media			Academia			Other		
	N	Mean	SD	N	Mean	SD	N	Mean	SD	N	Mean	SD	N	Mean	SD	N	Mean	SD	N	Mean	SD	N	Mean	SD	N	Mean	SD
Are timely	23	6.74	2.07	4	6.75	2.06	26	7.12	1.58	7	6.00	1.53	21	6.71	1.62	23	6.74	1.94	9	7.00	1.94	18	6.83	2.23	13	6.46	2.11
Include appropriate level of stakeholder involvement during preparation	24	7.17	2.08	6	6.50	1.64	30	7.57	1.81	7	5.71	1.98	20	6.30	2.08	22	6.73	1.80	8	6.25	1.98	15	6.33	2.29	14	5.71	2.20
Lead to practical solutions*	19	7.37	1.57	6	7.50	1.52	30	7.67	1.47	7	6.71	0.95	22	5.91	1.90	24	6.42	1.89	8	5.88	2.10	16	6.00	1.93	13	5.92	1.85
Are accessible (well written and easy to understand)	21	7.10	1.97	5	7.00	1.87	30	7.70	1.84	7	6.29	2.06	24	6.54	2.52	24	7.00	1.74	9	7.00	2.83	17	7.12	2.15	13	6.77	1.64
Are source of relevant information on global good practices	21	7.67	1.71	6	7.67	1.97	31	7.81	1.68	7	6.86	1.57	21	7.05	2.06	23	6.96	1.66	9	7.00	2.29	17	6.94	2.14	11	7.09	1.58
Are adequately disseminated	21	6.48	1.91	6	6.83	2.86	24	7.58	2.02	6	6.17	0.75	23	5.78	2.76	21	6.05	1.83	8	6.38	2.26	16	6.63	2.45	12	6.08	1.93
Are translated enough into local language	20	4.05	2.04	6	4.67	2.73	19	5.63	2.36	5	5.00	1.22	20	4.15	2.30	21	4.57	2.56	5	4.80	1.64	12	4.08	2.64	7	5.14	2.34
Are adaptable to Ethiopia's specific development challenges and country circumstances*	21	6.71	1.82	6	7.17	1.47	29	7.55	1.62	7	6.71	1.25	22	5.82	2.17	24	6.04	2.24	7	6.86	1.77	17	6.35	1.54	12	5.58	2.19

*Significantly different between stakeholder groups

	Office of President/Prime Minister/Minister			Office of Parliamentarian			Employee of a Ministry/ PMU/Consultant on WBG project			Local Govt.			Private Sector/ Financial Sector/ Private Bank			CSO			Media			Academia			Other		
	N	Mean	SD	N	Mean	SD	N	Mean	SD	N	Mean	SD	N	Mean	SD	N	Mean	SD	N	Mean	SD	N	Mean	SD	N	Mean	SD
Overall, how significant a contribution do you believe the World Bank Group's knowledge work and activities make to development results in your country?	26	7.92	1.74	7	7.86	1.57	32	7.78	1.74	5	7.80	1.30	24	6.46	2.00	27	6.48	1.99	10	6.90	1.52	17	7.29	1.26	13	6.77	1.42
Overall, how would you rate the technical quality of the World Bank Group's knowledge work and activities?	22	8.41	1.76	6	7.67	1.51	29	8.10	1.35	5	7.60	0.55	25	7.64	1.68	27	7.22	1.37	8	7.63	2.20	18	7.61	0.92	13	7.54	1.85

(1-Not significant at all, 10-Very significant; 1-Very low technical quality, 10-Very high technical quality) *Significantly different between stakeholder groups

**E. Working with the World Bank Group**

To what extent do you agree/disagree with the following statements? (1-Strongly disagree, 10-Strongly agree)

	Office of President/Prime Minister/Minister			Office of Parliamentarian			Employee of a Ministry/ PMU/Consultant on WBG project			Local Govt.			Private Sector/ Financial Sector/ Private Bank			CSO			Media			Academia			Other		
	N	Mean	SD	N	Mean	SD	N	Mean	SD	N	Mean	SD	N	Mean	SD	N	Mean	SD	N	Mean	SD	N	Mean	SD	N	Mean	SD
The World Bank Group disburses funds promptly	18	6.61	2.28	7	6.57	2.30	29	7.48	2.13	7	6.29	0.76	20	5.65	2.03	20	6.10	1.94	6	7.00	0.89	9	5.89	1.90	12	6.17	2.12
The World Bank Group effectively monitors and evaluates the projects and programs it supports*	22	7.86	1.64	9	7.67	1.12	31	8.10	1.56	7	7.00	0.82	23	6.35	1.92	24	7.04	1.88	7	7.14	2.12	15	7.07	1.16	13	7.23	1.48
The World Bank Group's approvals and reviews are done in a timely fashion*	23	6.96	1.82	7	7.86	1.57	30	7.57	1.45	7	7.14	0.90	22	5.64	1.92	24	6.42	2.00	4	7.00	1.83	13	7.54	1.27	13	6.23	1.79
The World Bank Group's "Safeguard Policy" requirements are reasonable*	20	7.20	2.31	4	8.50	1.73	30	7.60	1.89	7	7.86	1.35	20	5.95	2.19	22	6.55	2.02	6	5.83	3.43	8	7.63	1.19	10	5.70	2.26
The World Bank Group's conditions on its lending are reasonable	18	7.06	2.31	6	7.83	1.83	28	7.21	2.08	4	8.25	1.71	18	5.67	2.54	19	6.05	2.22	8	6.25	2.55	12	5.67	2.02	9	6.11	2.93
The World Bank Group takes decisions quickly in Ethiopia	19	6.89	2.08	5	6.80	1.48	26	6.69	1.95	5	7.40	0.89	19	5.37	2.27	20	5.85	2.11	4	6.25	1.26	10	6.80	1.32	12	5.83	2.79
Working with the World Bank Group increases Ethiopia's institutional capacity*	20	8.05	1.43	9	7.00	2.40	32	8.13	1.34	7	7.57	1.40	25	6.48	2.18	24	6.42	1.86	7	7.14	1.07	17	7.53	1.42	14	7.00	1.96
Where country systems are adequate, the World Bank Group makes appropriate use of them	18	7.56	1.25	6	8.50	1.05	29	7.62	1.76	7	7.71	1.25	18	6.56	2.25	20	6.70	1.69	4	6.75	1.50	7	6.71	1.50	11	6.73	2.20

*Significantly different between stakeholder groups

	Office of President/Prime Minister/Minister			Office of Parliamentarian			Employee of a Ministry/ PMU/Consultant on WBG project			Local Govt.			Private Sector/ Financial Sector/ Private Bank			CSO			Media			Academia			Other		
	N	Mean	SD	N	Mean	SD	N	Mean	SD	N	Mean	SD	N	Mean	SD	N	Mean	SD	N	Mean	SD	N	Mean	SD	N	Mean	SD
To what extent do you believe that the World Bank Group's work helps to find solutions that promote private public partnerships in Ethiopia?*	16	6.81	2.04	7	6.57	2.64	27	7.33	1.94	4	7.75	0.96	26	4.96	2.49	23	5.70	1.61	8	6.38	1.85	16	6.63	1.75	11	6.09	1.87

(1-To no degree at all, 10-To a very significant degree) *Significantly different between stakeholder groups

	Office of President/Prime Minister/Minister			Office of Parliamentarian			Employee of a Ministry/ PMU/Consultant on WBG project			Local Govt.			Private Sector/ Financial Sector/ Private Bank			CSO			Media			Academia			Other		
	N	Mean	SD	N	Mean	SD	N	Mean	SD	N	Mean	SD	N	Mean	SD	N	Mean	SD	N	Mean	SD	N	Mean	SD	N	Mean	SD
To what extent do you believe that the donor community is doing enough to support the government's efforts related to refugees in Ethiopia?	20	6.35	2.48	9	7.33	1.80	22	7.09	1.63	5	6.80	1.79	19	5.89	1.52	23	6.48	1.68	9	6.67	1.50	14	7.07	1.59	12	8.08	1.08

(1-To no degree at all, 10-To a very significant degree)

**E. Working with the World Bank Group (continued)**

In which of the following areas do you believe the World Bank Group should provide most of its resources when it comes to providing support to the refugee crisis in Ethiopia? (Choose no more than TWO)

Percentage of Respondents (Responses combined)	Office of President/ Prime Minister/ Minister	Office of Parliamentarian	Employee of a Ministry/ PMU/Consultant on WBG Project	Local Govt.	Private Sector/ Financial Sector/ Private Bank	CSO	Media	Academia	Other
Education	40.0%	20.0%	20.0%	12.5%	34.5%	40.7%	30.0%	50.0%	46.7%
Health	36.0%	70.0%	43.3%	75.0%	37.9%	48.1%	30.0%	44.4%	26.7%
Supporting poor and marginalized local communities	12.0%	20.0%	23.3%	12.5%	13.8%	7.4%	10.0%	27.8%	13.3%
Jobs	8.0%	0.0%	16.7%	12.5%	27.6%	18.5%	40.0%	11.1%	26.7%
Nutrition	20.0%	60.0%	16.7%	37.5%	13.8%	18.5%	10.0%	11.1%	20.0%
Business development	4.0%	0.0%	6.7%	0.0%	17.2%	11.1%	10.0%	16.7%	13.3%
Infrastructure	20.0%	0.0%	26.7%	12.5%	13.8%	11.1%	10.0%	22.2%	0.0%
Social cohesion	12.0%	10.0%	13.3%	0.0%	6.9%	7.4%	0.0%	11.1%	6.7%
Public services	8.0%	0.0%	3.3%	0.0%	0.0%	7.4%	10.0%	0.0%	13.3%
Macro issues	4.0%	0.0%	3.3%	0.0%	0.0%	3.7%	0.0%	0.0%	6.7%
Don't know	16.0%	10.0%	13.3%	12.5%	17.2%	7.4%	20.0%	0.0%	13.3%
Other	0.0%	0.0%	0.0%	0.0%	0.0%	3.7%	0.0%	0.0%	0.0%

Please rate how you feel when you think about the impact of the refugees in regards to....

Ethiopia's economy* Percentage of Respondents	Office of President/ Prime Minister/ Minister	Office of Parliamentarian	Employee of a Ministry/ PMU/Consultant on WBG Project	Local Govt.	Private Sector/ Financial Sector/ Private Bank	CSO	Media	Academia	Other
A very negative impact	12.5%	20.0%	15.6%	16.7%	11.1%	0.0%	0.0%	11.8%	7.1%
A somewhat negative impact	79.2%	60.0%	46.9%	33.3%	48.1%	50.0%	50.0%	58.8%	35.7%
A somewhat positive impact	8.3%	0.0%	28.1%	33.3%	25.9%	26.9%	20.0%	17.6%	50.0%
A very positive impact	0.0%	0.0%	3.1%	0.0%	11.1%	19.2%	0.0%	5.9%	7.1%
No impact at all	0.0%	20.0%	6.3%	16.7%	3.7%	3.8%	30.0%	5.9%	0.0%

*Significantly different between stakeholder groups

Social cohesion* Percentage of Respondents	Office of President/ Prime Minister/ Minister	Office of Parliamentarian	Employee of a Ministry/ PMU/Consultant on WBG Project	Local Govt.	Private Sector/ Financial Sector/ Private Bank	CSO	Media	Academia	Other
A very negative impact	20.8%	11.1%	12.9%	14.3%	28.6%	0.0%	0.0%	5.9%	7.7%
A somewhat negative impact	54.2%	33.3%	29.0%	0.0%	32.1%	26.9%	20.0%	52.9%	38.5%
A somewhat positive impact	16.7%	44.4%	41.9%	71.4%	25.0%	38.5%	50.0%	29.4%	53.8%
A very positive impact	0.0%	0.0%	3.2%	14.3%	10.7%	30.8%	0.0%	5.9%	0.0%
No impact at all	8.3%	11.1%	12.9%	0.0%	3.6%	3.8%	30.0%	5.9%	0.0%

*Significantly different between stakeholder groups

**E. Working with the World Bank Group (continued)**

Please rate how you feel when you think about the impact of the refugees in regards to....

National security	Office of President/ Prime Minister/ Minister	Office of Parliamentarian	Employee of a Ministry/ PMU/Consultant on WBG Project	Local Govt.	Private Sector/ Financial Sector/ Private Bank	CSO	Media	Academia	Other
Percentage of Respondents									
A very negative impact	26.1%	10.0%	13.3%	14.3%	25.9%	3.8%	0.0%	6.3%	14.3%
A somewhat negative impact	56.5%	60.0%	53.3%	57.1%	37.0%	46.2%	80.0%	68.8%	57.1%
A somewhat positive impact	8.7%	10.0%	13.3%	28.6%	14.8%	30.8%	0.0%	12.5%	21.4%
A very positive impact	0.0%	0.0%	6.7%	0.0%	11.1%	11.5%	0.0%	0.0%	0.0%
No impact at all	8.7%	20.0%	13.3%	0.0%	11.1%	7.7%	20.0%	12.5%	7.1%

Public service delivery	Office of President/ Prime Minister/ Minister	Office of Parliamentarian	Employee of a Ministry/ PMU/Consultant on WBG Project	Local Govt.	Private Sector/ Financial Sector/ Private Bank	CSO	Media	Academia	Other
Percentage of Respondents									
A very negative impact	13.6%	0.0%	10.0%	14.3%	11.1%	0.0%	10.0%	6.3%	7.1%
A somewhat negative impact	68.2%	50.0%	46.7%	42.9%	55.6%	50.0%	30.0%	75.0%	64.3%
A somewhat positive impact	9.1%	10.0%	26.7%	14.3%	22.2%	30.8%	20.0%	12.5%	14.3%
A very positive impact	4.5%	0.0%	6.7%	14.3%	3.7%	15.4%	0.0%	0.0%	0.0%
No impact at all	4.5%	40.0%	10.0%	14.3%	7.4%	3.8%	40.0%	6.3%	14.3%

Ethiopia's poor and marginalized*	Office of President/ Prime Minister/ Minister	Office of Parliamentarian	Employee of a Ministry/ PMU/Consultant on WBG Project	Local Govt.	Private Sector/ Financial Sector/ Private Bank	CSO	Media	Academia	Other
Percentage of Respondents									
A very negative impact	25.0%	20.0%	20.7%	14.3%	23.1%	0.0%	10.0%	18.8%	7.1%
A somewhat negative impact	45.8%	20.0%	27.6%	14.3%	53.8%	36.0%	60.0%	50.0%	42.9%
A somewhat positive negative	16.7%	10.0%	20.7%	14.3%	15.4%	44.0%	10.0%	6.3%	21.4%
A very positive impact	4.2%	0.0%	6.9%	14.3%	3.8%	16.0%	0.0%	6.3%	0.0%
No impact at all	8.3%	50.0%	24.1%	42.9%	3.8%	4.0%	20.0%	18.8%	28.6%

*Significantly different between stakeholder groups



F. The Future Role of the World Bank Group in Ethiopia

Which of the following SHOULD the World Bank Group do to make itself of greater value in Ethiopia? (Choose no more than TWO)

Percentage of Respondents (Responses combined)	Office of President/ Prime Minister/ Minister	Office of Parliamentarian	Employee of a Ministry/ PMU/Consultant on WBG Project	Local Govt.	Private Sector/ Financial Sector/ Private Bank	CSO	Media	Academia	Other
Offer more innovative knowledge services	25.0%	20.0%	15.6%	25.0%	13.8%	17.9%	40.0%	15.8%	21.4%
Collaborate more effectively with Government clients	50.0%	40.0%	31.3%	25.0%	20.7%	32.1%	10.0%	31.6%	14.3%
Work faster	12.5%	10.0%	9.4%	25.0%	3.4%	7.1%	0.0%	0.0%	14.3%
Reduce the complexity of obtaining World Bank Group financing	33.3%	0.0%	18.8%	12.5%	13.8%	14.3%	10.0%	21.1%	14.3%
Help to bring discipline/effective supervision to implementation of World Bank Group projects	0.0%	10.0%	6.3%	25.0%	6.9%	7.1%	10.0%	10.5%	7.1%
Collaborate more effectively with organizations such as bilaterals, multilaterals, trust funds, UN agencies*	8.3%	40.0%	15.6%	0.0%	0.0%	7.1%	0.0%	5.3%	14.3%
Offer more innovative financial products	16.7%	0.0%	18.8%	12.5%	13.8%	7.1%	0.0%	10.5%	7.1%
Ensure greater selectivity in its work	0.0%	20.0%	6.3%	0.0%	10.3%	3.6%	0.0%	0.0%	7.1%
Provide more adequate data/knowledge/statistics/figures on Ethiopia's economy	0.0%	0.0%	0.0%	0.0%	3.4%	14.3%	10.0%	0.0%	14.3%
Improve the competitiveness of its financing compared to markets	0.0%	10.0%	3.1%	12.5%	3.4%	0.0%	0.0%	5.3%	0.0%
Work more with civil society and beneficiary representatives*	0.0%	10.0%	6.3%	25.0%	10.3%	35.7%	0.0%	26.3%	21.4%
Increase the level of capacity development in the country	33.3%	40.0%	40.6%	37.5%	31.0%	35.7%	10.0%	31.6%	35.7%
Leverage the private sector more*	12.5%	0.0%	21.9%	0.0%	48.3%	7.1%	60.0%	21.1%	14.3%
Improve the quality of its experts as related to Ethiopia's specific challenges	0.0%	0.0%	3.1%	0.0%	3.4%	7.1%	10.0%	10.5%	0.0%
Work more with private sector	4.2%	0.0%	3.1%	0.0%	13.8%	3.6%	30.0%	10.5%	14.3%
Other	0.0%	0.0%	0.0%	0.0%	0.0%	0.0%	0.0%	0.0%	0.0%

*Significantly different between stakeholder groups

When considering the combination of services that the World Bank Group offers in Ethiopia, and taking into account its limited level of resources, which ONE of the following do you believe the World Bank Group should offer more of in Ethiopia?* (Select only ONE response)

Percentage of Respondents	Office of President/ Prime Minister/ Minister	Office of Parliamentarian	Employee of a Ministry/ PMU/Consultant on WBG Project	Local Govt.	Private Sector/ Financial Sector/ Private Bank	CSO	Media	Academia	Other
Financial services	33.3%	50.0%	35.5%	37.5%	29.6%	18.5%	30.0%	27.8%	14.3%
Knowledge products	37.5%	10.0%	6.5%	25.0%	25.9%	37.0%	30.0%	33.3%	7.1%
Convening services	0.0%	0.0%	3.2%	0.0%	0.0%	0.0%	0.0%	0.0%	7.1%
None of the above	4.2%	0.0%	0.0%	0.0%	0.0%	0.0%	0.0%	0.0%	0.0%
The combination is appropriate for Ethiopia	25.0%	10.0%	51.6%	37.5%	37.0%	44.4%	30.0%	38.9%	71.4%
Don't know	0.0%	30.0%	3.2%	0.0%	7.4%	0.0%	10.0%	0.0%	0.0%

*Significantly different between stakeholder groups



F. The Future Role of the World Bank Group in Ethiopia (continued)

Which THREE areas below would benefit most from the World Bank Group playing a leading role among international partners in Ethiopia?

Percentage of Respondents (Responses combined)	Office of President/ Prime Minister/ Minister	Office of Parliamentarian	Employee of a Ministry/ PMU/Consultant on WBG Project	Local Govt.	Private Sector/ Financial Sector/ Private Bank	CSO	Media	Academia	Other
Social cohesion	4.3%	0.0%	3.1%	0.0%	10.7%	7.7%	0.0%	5.3%	0.0%
Public financial management	26.1%	33.3%	31.3%	0.0%	17.9%	26.9%	10.0%	15.8%	30.8%
Promoting inclusion	13.0%	22.2%	12.5%	25.0%	21.4%	19.2%	0.0%	26.3%	15.4%
Crisis preparedness	4.3%	11.1%	3.1%	25.0%	3.6%	0.0%	0.0%	10.5%	7.7%
Crisis response*	0.0%	22.2%	0.0%	0.0%	0.0%	0.0%	0.0%	0.0%	7.7%
Disaster risk management	8.7%	11.1%	9.4%	0.0%	3.6%	11.5%	10.0%	5.3%	0.0%
Quality education	34.8%	0.0%	15.6%	25.0%	28.6%	30.8%	50.0%	15.8%	23.1%
Infrastructure	43.5%	44.4%	56.3%	37.5%	42.9%	65.4%	40.0%	31.6%	53.8%
Support domestic resource mobilization	17.4%	0.0%	9.4%	0.0%	14.3%	19.2%	0.0%	5.3%	30.8%
Access to basic services such as education, health, water, agriculture, and nutrition	52.2%	55.6%	62.5%	50.0%	39.3%	23.1%	40.0%	52.6%	46.2%
Capacity of state institutions	39.1%	33.3%	28.1%	25.0%	35.7%	23.1%	20.0%	42.1%	30.8%
Jobs	13.0%	11.1%	18.8%	12.5%	25.0%	23.1%	50.0%	10.5%	46.2%
Improving livelihoods	0.0%	11.1%	15.6%	0.0%	14.3%	3.8%	10.0%	10.5%	0.0%
Food security	8.7%	11.1%	15.6%	37.5%	25.0%	7.7%	30.0%	26.3%	0.0%
Social safety nets	17.4%	11.1%	9.4%	37.5%	3.6%	7.7%	10.0%	10.5%	7.7%
Stimulating dialogue to promote citizen's engagement*	4.3%	0.0%	3.1%	0.0%	10.7%	26.9%	10.0%	21.1%	0.0%

*Significantly different between stakeholder groups

Which THREE areas below would benefit most from other donors in Ethiopia?

Percentage of Respondents (Responses combined)	Office of President/ Prime Minister/ Minister	Office of Parliamentarian	Employee of a Ministry/ PMU/Consultant on WBG Project	Local Govt.	Private Sector/ Financial Sector/ Private Bank	CSO	Media	Academia	Other
Social cohesion	18.8%	12.5%	10.3%	0.0%	12.0%	20.0%	0.0%	0.0%	25.0%
Public financial management	0.0%	0.0%	10.3%	14.3%	16.0%	8.0%	14.3%	5.3%	33.3%
Promoting inclusion	31.3%	50.0%	34.5%	14.3%	20.0%	24.0%	14.3%	21.1%	25.0%
Crisis preparedness	0.0%	12.5%	10.3%	28.6%	20.0%	12.0%	14.3%	0.0%	25.0%
Crisis response	12.5%	12.5%	6.9%	14.3%	8.0%	8.0%	28.6%	10.5%	8.3%
Disaster risk management	18.8%	12.5%	20.7%	14.3%	4.0%	16.0%	42.9%	10.5%	8.3%
Quality education	18.8%	12.5%	27.6%	42.9%	16.0%	32.0%	42.9%	15.8%	25.0%
Infrastructure	18.8%	25.0%	17.2%	14.3%	16.0%	12.0%	28.6%	31.6%	16.7%
Support domestic resource mobilization	12.5%	0.0%	13.8%	0.0%	24.0%	8.0%	14.3%	0.0%	0.0%
Access to basic services such as education, health, water, agriculture, and nutrition	25.0%	25.0%	17.2%	28.6%	32.0%	36.0%	0.0%	21.1%	8.3%
Capacity of state institutions	6.3%	12.5%	17.2%	0.0%	12.0%	0.0%	0.0%	26.3%	8.3%
Jobs	12.5%	0.0%	10.3%	14.3%	8.0%	20.0%	0.0%	31.6%	16.7%
Improving livelihoods	37.5%	12.5%	48.3%	42.9%	20.0%	20.0%	28.6%	31.6%	8.3%
Food security	37.5%	25.0%	27.6%	42.9%	32.0%	36.0%	14.3%	31.6%	33.3%
Social safety nets	31.3%	25.0%	3.4%	0.0%	24.0%	16.0%	0.0%	21.1%	16.7%
Stimulating dialogue to promote citizen's engagement	18.8%	37.5%	10.3%	0.0%	20.0%	24.0%	42.9%	10.5%	41.7%

**F. The Future Role of the World Bank Group in Ethiopia (continued)**

Please identify two areas related to sustainable development of women in Ethiopia, where greater support from the World Bank Group would be most valuable? (Choose no more than TWO)

Percentage of Respondents (Responses combined)	Office of President/ Prime Minister/ Minister	Office of Parliamentarian	Employee of a Ministry/ PMU/Consultant on WBG Project	Local Govt.	Private Sector/ Financial Sector/ Private Bank	CSO	Media	Academia	Other
Provide support to the government to help develop/strengthen transparent and effective regulations for gender mainstreaming	48.1%	77.8%	43.8%	83.3%	46.4%	48.0%	42.9%	52.6%	35.7%
Provide support to the government to help ensure access to equitable education and training opportunities for men and women	63.0%	55.6%	71.9%	50.0%	42.9%	48.0%	57.1%	36.8%	50.0%
Provide support to the government to help ensure access to equitable job opportunities for men and women	44.4%	44.4%	43.8%	16.7%	39.3%	40.0%	57.1%	47.4%	42.9%
Provide support to civil society groups to help them play an effective role in ensuring gender equity in the country	33.3%	22.2%	40.6%	33.3%	57.1%	52.0%	14.3%	52.6%	57.1%
Other	0.0%	0.0%	0.0%	0.0%	0.0%	4.0%	0.0%	0.0%	0.0%

G. Communication and Information Sharing

How do you get most of your information about economic and social development issues in Ethiopia? (Choose no more than TWO)

Percentage of Respondents (Responses combined)	Office of President/ Prime Minister/ Minister	Office of Parliamentarian	Employee of a Ministry/ PMU/Consultant on WBG Project	Local Govt.	Private Sector/ Financial Sector/ Private Bank	CSO	Media	Academia	Other
Local radio	16.7%	0.0%	21.2%	12.5%	23.3%	17.9%	30.0%	5.3%	21.4%
International radio	0.0%	0.0%	0.0%	0.0%	0.0%	10.7%	0.0%	5.3%	0.0%
Social media	29.2%	44.4%	27.3%	12.5%	30.0%	14.3%	10.0%	26.3%	14.3%
International newspapers	12.5%	11.1%	9.1%	12.5%	0.0%	17.9%	10.0%	5.3%	0.0%
Local television*	45.8%	66.7%	57.6%	75.0%	30.0%	35.7%	10.0%	47.4%	35.7%
Internet	33.3%	33.3%	48.5%	12.5%	40.0%	53.6%	40.0%	47.4%	50.0%
Periodicals	12.5%	11.1%	3.0%	12.5%	20.0%	3.6%	0.0%	21.1%	7.1%
International television	4.2%	22.2%	6.1%	12.5%	13.3%	21.4%	10.0%	21.1%	7.1%
Local newspapers*	20.8%	11.1%	18.2%	25.0%	43.3%	21.4%	70.0%	21.1%	50.0%
Other	16.7%	0.0%	6.1%	12.5%	0.0%	0.0%	10.0%	0.0%	0.0%

*Significantly different between stakeholder groups

**G. Communication and Information Sharing (continued)****How would you prefer to receive information from the World Bank Group? (Choose no more than TWO)**

Percentage of Respondents (Responses combined)	Office of President/ Prime Minister/ Minister	Office of Parliamentarian	Employee of a Ministry/ PMU/Consultant on WBG Project	Local Govt.	Private Sector/ Financial Sector/ Private Bank	CSO	Media	Academia	Other
World Bank Group's publications and other written materials	65.2%	40.0%	48.5%	37.5%	48.3%	38.5%	70.0%	42.1%	42.9%
e-Newsletters*	13.0%	0.0%	21.2%	12.5%	17.2%	46.2%	0.0%	42.1%	28.6%
World Bank Group's seminars/workshops/conferences	52.2%	30.0%	30.3%	37.5%	27.6%	23.1%	40.0%	42.1%	42.9%
Mobile phones	0.0%	0.0%	3.0%	25.0%	13.8%	3.8%	0.0%	5.3%	0.0%
Direct contact with World Bank Group	13.0%	10.0%	12.1%	12.5%	0.0%	15.4%	30.0%	5.3%	21.4%
World Bank Group's website	39.1%	80.0%	66.7%	62.5%	55.2%	42.3%	50.0%	47.4%	35.7%
Social media	4.3%	10.0%	12.1%	12.5%	31.0%	15.4%	0.0%	5.3%	14.3%
Other	4.3%	10.0%	3.0%	0.0%	0.0%	0.0%	0.0%	0.0%	7.1%

*Significantly different between stakeholder groups

Are you aware of the World Bank Group's Access to Information Policies under which the World Bank Group discloses any information in its possession that is not on a list of exceptions?

Percentage of Respondents	Office of President/ Prime Minister/ Minister	Office of Parliamentarian	Employee of a Ministry/ PMU/Consultant on WBG Project	Local Govt.	Private Sector/ Financial Sector/ Private Bank	CSO	Media	Academia	Other
Yes	45.8%	55.6%	44.8%	33.3%	39.3%	46.2%	40.0%	38.9%	35.7%
No	54.2%	44.4%	55.2%	66.7%	60.7%	53.8%	60.0%	61.1%	64.3%

Do you have reliable access to the Internet?

Percentage of Respondents	Office of President/ Prime Minister/ Minister	Office of Parliamentarian	Employee of a Ministry/ PMU/Consultant on WBG Project	Local Govt.	Private Sector/ Financial Sector/ Private Bank	CSO	Media	Academia	Other
Yes	80.0%	88.9%	90.3%	100.0%	86.7%	73.1%	80.0%	88.9%	78.6%
No	20.0%	11.1%	9.7%	0.0%	13.3%	26.9%	20.0%	11.1%	21.4%

Do you use/have you used the World Bank Group website?*

Percentage of Respondents	Office of President/ Prime Minister/ Minister	Office of Parliamentarian	Employee of a Ministry/ PMU/Consultant on WBG Project	Local Govt.	Private Sector/ Financial Sector/ Private Bank	CSO	Media	Academia	Other
Yes	72.0%	62.5%	73.3%	16.7%	69.0%	50.0%	80.0%	72.2%	92.9%
No	28.0%	37.5%	26.7%	83.3%	31.0%	50.0%	20.0%	27.8%	7.1%

*Significantly different between stakeholder groups

Do you currently consult the World Bank Group social media sites (e.g., blogs, Facebook, Twitter, YouTube, and Flickr)?

Percentage of Respondents	Office of President/ Prime Minister/ Minister	Office of Parliamentarian	Employee of a Ministry/ PMU/Consultant on WBG Project	Local Govt.	Private Sector/ Financial Sector/ Private Bank	CSO	Media	Academia	Other
Yes	16.7%	11.1%	20.7%	16.7%	32.1%	23.1%	40.0%	22.2%	28.6%
No	83.3%	88.9%	79.3%	83.3%	67.9%	76.9%	60.0%	77.8%	71.4%

**G. Communication and Information Sharing (continued)**

Which Internet connection do you use primarily when visiting a World Bank Group website?

Percentage of Respondents	Office of President/ Prime Minister/ Minister	Office of Parliamentarian	Employee of a Ministry/ PMU/Consultant on WBG Project	Local Govt.	Private Sector/ Financial Sector/ Private Bank	CSO	Media	Academia	Other
WiFi	73.9%	75.0%	71.0%	83.3%	67.9%	70.4%	80.0%	72.2%	61.5%
Dial-up	26.1%	25.0%	29.0%	16.7%	32.1%	29.6%	20.0%	27.8%	38.5%

How frequently do you consult the World Bank Group's website and/or social media channels (e.g., blogs, Facebook, Twitter, YouTube, Flickr) for information/knowledge that you can use in your work?

Percentage of Respondents	Office of President/ Prime Minister/ Minister	Office of Parliamentarian	Employee of a Ministry/ PMU/Consultant on WBG Project	Local Govt.	Private Sector/ Financial Sector/ Private Bank	CSO	Media	Academia	Other
Weekly	11.5%	10.0%	12.5%	12.5%	21.4%	11.1%	20.0%	5.3%	7.1%
Monthly	23.1%	20.0%	9.4%	12.5%	14.3%	22.2%	50.0%	26.3%	21.4%
A few times a year	23.1%	30.0%	34.4%	37.5%	32.1%	51.9%	10.0%	63.2%	50.0%
Rarely	30.8%	30.0%	34.4%	12.5%	25.0%	11.1%	0.0%	5.3%	21.4%
Never	11.5%	10.0%	9.4%	25.0%	7.1%	3.7%	20.0%	0.0%	0.0%

Please rate how much you agree with the following statements. (1-Strongly disagree, 10-Strongly agree)

	Office of President/Prime Minister/Minister			Office of Parliamentarian			Employee of a Ministry/PMU/Consultant on WBG project			Local Govt.			Private Sector/Financial Sector/Private Bank			CSO			Media			Academia			Other		
	N	Mean	SD	N	Mean	SD	N	Mean	SD	N	Mean	SD	N	Mean	SD	N	Mean	SD	N	Mean	SD	N	Mean	SD	N	Mean	SD
I find the World Bank Group's websites easy to navigate.	17	8.29	1.26	5	8.60	1.14	22	8.09	1.48	1	6.00		19	6.89	2.08	12	7.58	1.73	8	7.13	2.64	13	7.77	2.24	13	6.85	2.19
I find the information on the World Bank Group's websites useful.	17	8.59	1.06	4	8.50	1.29	21	8.71	1.10	1	9.00		20	8.15	1.66	11	8.27	1.10	8	8.25	1.58	13	8.15	1.86	13	7.46	1.71
The World Bank Group's social media channels are valuable sources of information about the institution	10	6.10	2.73	2	7.50	0.71	14	7.71	1.64	2	7.50	0.71	14	6.79	2.33	12	7.00	1.95	7	6.14	1.68	6	6.33	2.94	6	7.83	1.72

H. Background Information

Currently, do you professionally collaborate/work with the World Bank Group (IDA, IFC, or MIGA) in your country?* (Select only ONE response)

Percentage of Respondents	Office of President/ Prime Minister/ Minister	Office of Parliamentarian	Employee of a Ministry/ PMU/Consultant on WBG Project	Local Govt.	Private Sector/ Financial Sector/ Private Bank	CSO	Media	Academia	Other
Yes	65.4%	10.0%	75.8%	57.1%	26.7%	11.1%	50.0%	22.2%	66.7%
No	34.6%	90.0%	24.2%	42.9%	73.3%	88.9%	50.0%	77.8%	33.3%

*Significantly different between stakeholder groups

**H. Background Information (continued)**

Which of the following agencies of the World Bank Group do you primarily engage with in Ethiopia?* (Select only ONE response)

Percentage of Respondents	Office of President/ Prime Minister/ Minister	Office of Parliamentarian	Employee of a Ministry/ PMU/Consultant on WBG Project	Local Govt.	Private Sector/ Financial Sector/ Private Bank	CSO	Media	Academia	Other
The World Bank (IDA)	87.5%	83.3%	93.3%	71.4%	39.1%	62.5%	71.4%	85.7%	83.3%
The International Finance Corporation (IFC)	8.3%	0.0%	0.0%	0.0%	43.5%	4.2%	0.0%	7.1%	8.3%
The Multilateral Investment Guarantee Agency (MIGA)	0.0%	0.0%	3.3%	14.3%	0.0%	4.2%	0.0%	0.0%	0.0%
Other	4.2%	16.7%	3.3%	14.3%	17.4%	29.2%	28.6%	7.1%	8.3%

*Significantly different between stakeholder groups

Do your projects involve both the World Bank and the IFC?*

Percentage of Respondents	Office of President/ Prime Minister/ Minister	Office of Parliamentarian	Employee of a Ministry/ PMU/Consultant on WBG Project	Local Govt.	Private Sector/ Financial Sector/ Private Bank	CSO	Media	Academia	Other
Yes	38.1%	0.0%	25.8%	28.6%	12.0%	20.0%	20.0%	17.6%	58.3%
No	61.9%	100.0%	74.2%	71.4%	88.0%	80.0%	80.0%	82.4%	41.7%

*Significantly different between stakeholder groups

If yes, what was your view of how the two institutions work together in Ethiopia? (Select only ONE response)

Percentage of Respondents	Office of President/ Prime Minister/ Minister	Office of Parliamentarian	Employee of a Ministry/ PMU/Consultant on WBG Project	Local Govt.	Private Sector/ Financial Sector/ Private Bank	CSO	Media	Academia	Other
The two institutions work well together	62.5%	0.0%	25.0%	100.0%	0.0%	40.0%	50.0%	33.3%	57.1%
The way the two institutions work together needs improvement	25.0%	0.0%	50.0%	0.0%	100.0%	60.0%	0.0%	33.3%	14.3%
The two institutions do not work well together	0.0%	0.0%	0.0%	0.0%	0.0%	0.0%	0.0%	0.0%	0.0%
Don't know	12.5%	0.0%	25.0%	0.0%	0.0%	0.0%	50.0%	33.3%	28.6%

Which of the following describes most of your exposure to the World Bank Group in Ethiopia? (Choose no more than TWO)

Percentage of Respondents (Responses combined)	Office of President/ Prime Minister/ Minister	Office of Parliamentarian	Employee of a Ministry/ PMU/Consultant on WBG Project	Local Govt.	Private Sector/ Financial Sector/ Private Bank	CSO	Media	Academia	Other
Observer	15.0%	50.0%	10.3%	12.5%	22.2%	13.0%	10.0%	7.1%	0.0%
Use World Bank Group reports/data*	40.0%	0.0%	20.7%	25.0%	37.0%	26.1%	80.0%	50.0%	33.3%
Engage in World Bank Group related/sponsored events/activities	40.0%	37.5%	34.5%	50.0%	25.9%	30.4%	20.0%	21.4%	50.0%
Collaborate as part of my professional duties	40.0%	12.5%	48.3%	12.5%	25.9%	13.0%	40.0%	35.7%	41.7%
Use World Bank Group website for information, data, research, etc.	25.0%	37.5%	31.0%	25.0%	44.4%	60.9%	10.0%	35.7%	33.3%

*Significantly different between stakeholder groups

**H. Background Information (continued)****What's your gender?**

Percentage of Respondents	Office of President/ Prime Minister/ Minister	Office of Parliamentarian	Employee of a Ministry/ PMU/Consultant on WBG Project	Local Govt.	Private Sector/ Financial Sector/ Private Bank	CSO	Media	Academia	Other
Female	12.5%	22.2%	9.1%	0.0%	16.7%	17.9%	0.0%	0.0%	21.4%
Male	87.5%	77.8%	90.9%	100.0%	83.3%	82.1%	100.0%	100.0%	78.6%

What's your age?

Percentage of Respondents	Office of President/ Prime Minister/ Minister	Office of Parliamentarian	Employee of a Ministry/ PMU/Consultant on WBG Project	Local Govt.	Private Sector/ Financial Sector/ Private Bank	CSO	Media	Academia	Other
25 and under	0.0%	0.0%	0.0%	0.0%	3.3%	0.0%	0.0%	0.0%	0.0%
26-35	8.3%	20.0%	9.1%	0.0%	16.7%	10.7%	40.0%	0.0%	0.0%
36-45	33.3%	10.0%	21.2%	62.5%	26.7%	28.6%	50.0%	21.1%	21.4%
46-55	41.7%	70.0%	54.5%	37.5%	40.0%	28.6%	10.0%	63.2%	57.1%
56 and above	16.7%	0.0%	15.2%	0.0%	13.3%	32.1%	0.0%	15.8%	21.4%

Which best represents your geographic location?*

Percentage of Respondents	Office of President/ Prime Minister/ Minister	Office of Parliamentarian	Employee of a Ministry/ PMU/Consultant on WBG Project	Local Govt.	Private Sector/ Financial Sector/ Private Bank	CSO	Media	Academia	Other
Addis Ababa	100.0%	100.0%	100.0%	50.0%	100.0%	92.9%	100.0%	94.7%	100.0%
Outside Addis Ababa	0.0%	0.0%	0.0%	50.0%	0.0%	7.1%	0.0%	5.3%	0.0%

*Significantly different between stakeholder groups



Appendix C: Responses to Selected Questions by Level of Collaboration with the World Bank Group¹⁶

Note that this appendix presents comparative analysis of the data from those respondents who collaborate with the WBG vs. those respondents who do not collaborate with the WBG and covers the following selected questions from the FY 2018 Ethiopia COS questionnaire: All 10-point scale questions and question B4 “When thinking about how the World Bank Group can have the most impact on development results in Ethiopia, in which sectors do you believe the World Bank Group should focus most of its resources (financial and knowledge services) in Ethiopia?”

- Collaborating with the WBG N=78 ● Not collaborating with the WBG N=101

B. Overall Attitudes toward the World Bank Group

	Currently, do you professionally collaborate/work with the World Bank Group (IDA, IFC, or MIGA) in your country?					
	Yes			No		
	N	Mean	SD	N	Mean	SD
How familiar are you with the work of the World Bank Group in Ethiopia?*	78	7.22	1.85	99	5.97	1.99

(1-Not familiar at all, 10-Extremely familiar) *Significantly different between collaborators and non-collaborators

	Currently, do you professionally collaborate/work with the World Bank Group (IDA, IFC, or MIGA) in your country?					
	Yes			No		
	N	Mean	SD	N	Mean	SD
Overall, please rate your impression of the World Bank Group's effectiveness in Ethiopia.*	72	7.68	1.57	83	6.58	1.98

(1-Not effective at all, 10-Very effective) *Significantly different between collaborators and non-collaborators

	Currently, do you professionally collaborate/work with the World Bank Group (IDA, IFC, or MIGA) in your country?					
	Yes			No		
	N	Mean	SD	N	Mean	SD
To what extent do you believe the World Bank Group's staff is well prepared to help Ethiopia solve its most complicated development challenges?*	73	7.68	1.64	76	6.84	1.90

(1-To no degree at all, 10-To a very significant degree) *Significantly different between collaborators and non-collaborators

¹⁶ Only 179 respondents provided information about whether they collaborated with the WBG, therefore, only responses from these individuals were analyzed.



B. Overall Attitudes toward the World Bank Group (continued)

When thinking about how the World Bank Group can have the most impact on development results in Ethiopia, in which sectors do you believe the World Bank Group should focus most of its resources (financial and knowledge services) in Ethiopia? (Choose no more than THREE)

Percentage of Respondents (Responses combined)	Collaborating with the WBG	Not collaborating with the WBG
Energy	20.8%	14.3%
Water and sanitation	11.7%	12.2%
Pollution	1.3%	0.0%
Job creation/employment	32.5%	44.9%
Health	13.0%	8.2%
Social protection	11.7%	10.2%
Gender equity	3.9%	5.1%
Private sector development	20.8%	16.3%
Education	23.4%	24.5%
Public sector governance/reform	29.9%	25.5%
Regional integration	0.0%	3.1%
Food security	5.2%	9.2%
Urban development	6.5%	6.1%
Economic growth	33.8%	29.6%
Disaster risk management	1.3%	1.0%
Equality of opportunity	3.9%	6.1%
Information and communications technology*	0.0%	5.1%
Transport	14.3%	7.1%
Agriculture and rural development	35.1%	33.7%
Trade and exports	5.2%	4.1%
Nutrition	0.0%	0.0%
Natural resource management	2.6%	4.1%
Climate change*	6.5%	1.0%
Poverty reduction	14.3%	14.3%
Anti corruption	1.3%	7.1%

*Significantly different between collaborators and non-collaborators

How EFFECTIVE do you believe the following World Bank Group's instruments are in supporting the Ethiopia Government's efforts to reduce poverty? (1-Not effective at all, 10-Very effective)

	Currently, do you professionally collaborate/work with the World Bank Group (IDA, IFC, or MIGA) in your country?					
	Yes			No		
	N	Mean	SD	N	Mean	SD
Investment Project Financing (IPF)*	53	7.57	1.56	64	6.59	2.13
Program-for-Results Financing (PforR)*	46	7.37	1.58	44	6.36	2.17
Trust funds and grants*	53	7.26	1.71	45	6.04	2.12
Capacity building*	65	7.34	1.91	72	6.61	1.80
Knowledge products/services*	60	7.33	1.60	60	6.68	1.84
MIGA Guarantees*	20	6.90	1.86	25	5.32	2.08
IFC Investment Services*	30	6.17	2.35	27	4.96	2.07
IFC Advisory Services	29	6.34	2.22	31	5.42	2.59

*Significantly different between collaborators and non-collaborators

**B. Overall Attitudes toward the World Bank Group (continued)**

To what extent do you agree with the following statements about the World Bank Group's work in Ethiopia?

(1-Strongly disagree, 10-Strongly agree)

	Currently, do you professionally collaborate/work with the World Bank Group (IDA, IFC, or MIGA) in your country?					
	Yes			No		
	N	Mean	SD	N	Mean	SD
Overall the World Bank Group currently plays a relevant role in development in Ethiopia*	75	8.13	1.76	96	6.88	1.81
The World Bank Group's work is aligned with what I consider the development priorities for Ethiopia*	75	7.95	1.63	96	6.42	2.08
The World Bank Group supports programs and strategies that are realistic for Ethiopia*	76	7.87	1.69	90	6.60	1.98

*Significantly different between collaborators and non-collaborators

To what extent is the World Bank Group an effective development partner in Ethiopia, in terms of each of the following?

(1-To no degree at all, 10-To a very significant degree)

	Currently, do you professionally collaborate/work with the World Bank Group (IDA, IFC, or MIGA) in your country?					
	Yes			No		
	N	Mean	SD	N	Mean	SD
Responsiveness to needs*	70	7.31	1.76	89	6.25	2.00
Flexibility (in terms of the institution's products and services)*	67	6.45	1.90	85	5.33	2.31
Flexibility (in terms of changing country circumstances)*	65	6.68	2.01	81	5.36	2.29
Being inclusive*	69	7.04	1.78	83	6.16	2.15
Openness (sharing data and other information)*	70	7.46	1.77	85	6.62	1.87
Collaboration with the Government*	72	8.31	1.30	88	7.45	1.49
The speed in which it gets things accomplished on the ground	67	6.51	2.03	86	5.95	1.81
Helping to bring discipline/effective supervision to implementation of investment projects*	63	7.40	1.68	77	6.51	2.04
Collaboration with civil society*	57	6.16	2.23	76	5.14	2.14
Staff accessibility*	65	7.26	1.94	75	5.91	2.39
Collaboration with other donors and development partners*	54	7.37	1.85	73	6.49	1.96
Collaboration with the private sector*	54	5.81	2.36	75	4.96	2.24
Straightforwardness and honesty*	63	7.73	1.62	71	6.73	1.94
Treating clients and stakeholders in Ethiopia with respect*	64	8.30	1.35	75	7.28	1.83
Being a long-term partner*	70	8.67	1.20	88	7.88	1.92

*Significantly different between collaborators and non-collaborators

C. World Bank Group's Effectiveness and Results

In Ethiopia, to what extent do the World Bank Group's financial resources, advice, and knowledge influence policy related to ... ? (1-To no degree at all, 10-To a very significant degree)

	Currently, do you professionally collaborate/work with the World Bank Group (IDA, IFC, or MIGA) in your country?					
	Yes			No		
	N	Mean	SD	N	Mean	SD
Gender*	61	7.00	1.88	85	6.35	1.96
The impact of climate change	58	7.12	1.86	81	6.52	2.21

*Significantly different between collaborators and non-collaborators

**C. World Bank Group's Effectiveness and Results (continued)**

How EFFECTIVE do you believe the World Bank Group is in terms of the work it does in the following areas of development in Ethiopia? (1-Not effective at all, 10-Very effective)

	Currently, do you professionally collaborate/work with the World Bank Group (IDA, IFC, or MIGA) in your country?					
	Yes			No		
	N	Mean	SD	N	Mean	SD
Social protection*	59	7.71	1.54	76	6.97	1.93
Gender equity	55	6.84	1.91	78	6.29	1.90
Private sector development*	48	5.69	2.13	66	4.76	2.32
Education*	58	7.71	1.73	78	7.01	1.73
Public sector governance/reform*	58	6.81	1.73	77	6.10	2.03
Regional integration	40	5.65	2.28	62	5.94	2.25
Food security*	59	7.61	1.56	80	6.65	1.84
Urban development*	58	7.22	1.78	78	6.40	1.97
Energy*	50	7.10	2.09	70	6.24	2.05
Water and sanitation*	60	7.78	1.30	75	6.80	1.73
Pollution	38	6.34	1.76	56	5.73	2.09
Job creation/employment*	49	6.45	1.95	74	5.59	1.96
Health*	62	8.03	1.35	81	6.95	1.85
Transport*	53	7.64	1.48	72	6.75	1.83
Agriculture and rural development*	59	7.42	1.63	80	6.58	2.04
Trade and exports*	44	5.98	1.91	56	5.02	1.86
Nutrition	45	6.62	1.92	62	5.97	1.94
Natural resource management	34	6.03	1.98	57	5.47	2.39
Climate change	53	6.72	1.99	72	6.22	2.20
Poverty reduction*	61	7.79	1.48	86	6.79	1.92
Anti corruption*	46	5.48	2.24	59	4.41	2.26
Economic growth*	62	7.27	1.46	82	6.73	1.73
Disaster risk management*	46	6.78	1.63	61	6.02	1.92
Equality of opportunity	48	6.35	2.10	73	5.88	2.16

*Significantly different between collaborators and non-collaborators

	Currently, do you professionally collaborate/work with the World Bank Group (IDA, IFC, or MIGA) in your country?					
	Yes			No		
	N	Mean	SD	N	Mean	SD
To what extent does the World Bank Group's work help to achieve development results in Ethiopia?*	74	7.57	1.31	95	6.76	1.83

(1-To no degree at all, 10-To a very significant degree)

*Significantly different between collaborators and non-collaborators

**C. World Bank Group's Effectiveness and Results (continued)****To what extent do you agree with the following statements about the World Bank Group in Ethiopia?***(1-Strongly disagree, 10-Strongly agree)*

	Currently, do you professionally collaborate/work with the World Bank Group (IDA, IFC, or MIGA) in your country?					
	Yes			No		
	N	Mean	SD	N	Mean	SD
The World Bank Group's financial instruments meet the needs of Ethiopia*	71	7.17	1.87	81	6.10	1.92
The World Bank Group meets Ethiopia's needs for knowledge services*	72	6.97	2.09	81	6.33	1.85

**Significantly different between collaborators and non-collaborators*

	Currently, do you professionally collaborate/work with the World Bank Group (IDA, IFC, or MIGA) in your country?					
	Yes			No		
	N	Mean	SD	N	Mean	SD
How effectively does the World Bank Group help Ethiopia to mobilize finance for development from private sector sources?*	55	6.11	2.54	66	5.05	2.34

*(1-Not effectively at all, 10-Very effectively) *Significantly different between collaborators and non-collaborators***How effectively does the World Bank Group support Ethiopia's efforts ... ?***(1-Not effectively at all, 10-Very effectively)*

	Currently, do you professionally collaborate/work with the World Bank Group (IDA, IFC, or MIGA) in your country?					
	Yes			No		
	N	Mean	SD	N	Mean	SD
To build stronger domestic resource mobilization systems in the Government	60	6.22	1.80	80	5.88	1.82
To develop better and stronger data collection/analytics systems within the Government*	69	6.88	2.00	79	5.95	1.98
To strengthen the country's crisis preparedness*	56	6.66	1.76	73	5.89	1.79

Significantly different between collaborators and non-collaborators*D. The World Bank Group's Knowledge Work and Activities****In Ethiopia, to what extent do you believe that the World Bank Group's knowledge work and activities:***(1-To no degree at all, 10-To a very significant degree)*

	Currently, do you professionally collaborate/work with the World Bank Group (IDA, IFC, or MIGA) in your country?					
	Yes			No		
	N	Mean	SD	N	Mean	SD
Are timely*	68	7.07	1.64	76	6.38	2.08
Include appropriate level of stakeholder involvement during preparation*	73	7.00	2.09	73	6.22	1.99
Lead to practical solutions*	69	6.99	1.81	76	6.29	1.76
Are accessible (well written and easy to understand)*	73	7.34	1.94	77	6.64	2.20
Are source of relevant information on global good practices*	70	7.66	1.55	76	6.80	2.09
Are adequately disseminated	68	6.56	2.15	69	6.30	2.36
Are translated enough into local language	52	4.58	2.18	62	4.45	2.39
Are adaptable to Ethiopia's specific development challenges and country circumstances	66	6.83	1.93	79	6.25	1.90

**Significantly different between collaborators and non-collaborators*

**D. The World Bank Group's Knowledge Work and Activities (continued)**

	Currently, do you professionally collaborate/work with the World Bank Group (IDA, IFC, or MIGA) in your country?					
	Yes			No		
	N	Mean	SD	N	Mean	SD
Overall, how significant a contribution do you believe the World Bank Group's knowledge work and activities make to development results in your country?*	74	7.62	1.63	86	6.85	1.89
Overall, how would you rate the technical quality of the World Bank Group's knowledge work and activities?*	71	8.06	1.64	80	7.45	1.40

(1-Not significant at all, 10-Very significant; 1-Very low technical quality, 10-Very high technical quality)

*Significantly different between collaborators and non-collaborators

E. Working with the World Bank Group

To what extent do you agree/disagree with the following statements? (1-Strongly disagree, 10-Strongly agree)

	Currently, do you professionally collaborate/work with the World Bank Group (IDA, IFC, or MIGA) in your country?					
	Yes			No		
	N	Mean	SD	N	Mean	SD
The World Bank Group disburses funds promptly*	57	7.32	1.80	69	5.74	2.07
The World Bank Group effectively monitors and evaluates the projects and programs it supports*	69	7.74	1.61	81	6.96	1.67
The World Bank Group's approvals and reviews are done in a timely fashion	63	7.08	1.82	79	6.54	1.89
The World Bank Group's "Safeguard Policy" requirements are reasonable*	64	7.34	2.03	62	6.26	2.29
The World Bank Group's conditions on its lending are reasonable*	58	7.24	1.93	62	5.84	2.47
The World Bank Group takes decisions quickly in Ethiopia*	55	6.87	1.96	63	5.81	2.03
Working with the World Bank Group increases Ethiopia's institutional capacity*	71	7.82	1.61	84	6.77	1.99
Where country systems are adequate, the World Bank Group makes appropriate use of them*	56	7.59	1.60	61	6.64	1.98

*Significantly different between collaborators and non-collaborators

	Currently, do you professionally collaborate/work with the World Bank Group (IDA, IFC, or MIGA) in your country?					
	Yes			No		
	N	Mean	SD	N	Mean	SD
To what extent do you believe that the World Bank Group's work helps to find solutions that promote private public partnerships in Ethiopia?	61	6.57	2.19	77	6.01	2.12

(1-To no degree at all, 10-To a very significant degree)

	Currently, do you professionally collaborate/work with the World Bank Group (IDA, IFC, or MIGA) in your country?					
	Yes			No		
	N	Mean	SD	N	Mean	SD
To what extent do you believe that the donor community is doing enough to support the government's efforts related to refugees in Ethiopia?	56	6.93	1.80	75	6.67	1.82

(1-To no degree at all, 10-To a very significant degree)

**G. Communication and Information Sharing**

Please rate how much you agree with the following statements. (1-Strongly disagree, 10-Strongly agree)

	Currently, do you professionally collaborate/work with the World Bank Group (IDA, IFC, or MIGA) in your country?					
	Yes			No		
	N	Mean	SD	N	Mean	SD
I find the World Bank Group's websites easy to navigate.	54	7.85	1.76	54	7.24	2.19
I find the information on the World Bank Group's websites useful.*	53	8.64	1.13	53	7.98	1.65
The World Bank Group's social media channels are valuable sources of information about the institution	37	7.00	2.26	36	6.78	1.88

*Significantly different between collaborators and non-collaborators



Appendix D: Responses to Selected Questions by Year¹⁷

All data presented in this appendix are weighted. As a result, means of the FY 2018 data and the total number of respondents indicated will be slightly different from the aggregated responses in Appendix A. Similarly, responses from FY 2015 respondents and the total number of respondents indicated may differ from those reported in the FY 2015 COS report.

- FY 2015 Number of comparable respondents N=131
- FY 2018 Number of comparable respondents N=174

By weighting, the FY 2018 and FY 2015 samples have the same stakeholder composition and thus are comparable. The stakeholder groups which do not have respondents in both years are not included in the comparison. The weighted stakeholder breakdown is presented below:

Percentage of Respondents	FY 2015	FY 2018
Office of the President/Prime Minister/Minister	16%	16%
Office of Parliamentarian	4%	4%
Government Institutions	28%	28%
Local Government	3%	3%
Bilateral/Multilateral Agency	3%	3%
Civil Society	19%	19%
Private Sector	13%	13%
Academia/Research Institute/Think Tank	10%	10%
Media	4%	4%

A. General Issues facing Ethiopia

In general, would you say that Ethiopia is headed in ... ?

Percentage of Respondents	FY 2015	FY 2018
The right direction	87.1%	83.1%
The wrong direction	2.4%	3.9%
Not sure	10.5%	13.0%

In general, Ethiopia is headed in the right direction in terms of... (1-Strongly disagree, 4-Strongly agree)

	FY 2015			FY 2018		
	N	Mean	SD	N	Mean	SD
Sustaining economic recovery and promoting growth*	123	3.50	0.75	171	3.20	0.73
Improving governance	121	2.75	1.02	167	2.73	0.80
Delivering better public services to the poor*	124	2.93	0.96	166	2.70	0.82
Reducing corruption*	122	2.48	0.93	162	2.12	0.91
Ensuring that all children have access to education*	126	3.54	0.69	162	3.26	0.68
Ensuring adequate and productive infrastructure*	128	3.38	0.76	167	3.04	0.64
Ensuring access to clean water*	128	3.15	0.81	165	2.81	0.77
Reducing gender disparities*	122	3.22	0.76	165	2.83	0.75
Increasing voice and participation of the citizens of Ethiopia	119	2.79	1.07	166	2.56	0.91
Responsive leadership	124	2.75	1.03	163	2.54	0.90

*Significantly different between FY 2015 and FY 2018

¹⁷ Only those questions that were asked in the FY 2015 and FY 2018 country opinion surveys, with similar response scales/options, are presented.

**A. General Issues facing Ethiopia (continued)**

In general, over the past five years would you say that your economic status/standard of living has ... ?* (Select only ONE response)

Percentage of Respondents	FY 2015	FY 2018
Improved	75.2%	50.6%
Worsened	7.8%	15.5%
Stayed the same	17.1%	33.9%

*Significantly different between FY 2015 and FY 2018

In general, over the next five years do you expect the standard of living in Ethiopia ... ? (Select only ONE response)

Percentage of Respondents	FY 2015	FY 2018
To improve	77.5%	77.6%
To worsen	5.4%	6.3%
Stay the same	3.1%	6.9%
Don't have an opinion	7.0%	4.0%
Don't know	7.0%	5.2%

Over the next five years do you expect your own economic status/standard of living to ... ? (Select only ONE response)

Percentage of Respondents	FY 2015	FY 2018
Improved	78.9%	79.2%
Worsened	4.7%	4.6%
Stay the same	16.4%	16.2%

B. Overall Attitudes toward the World Bank Group

	FY 2015			FY 2018		
	N	Mean	SD	N	Mean	SD
How familiar are you with the work of the World Bank Group in Ethiopia?	126	6.37	2.45	172	6.60	2.03

(1-Not familiar at all, 10-Extremely familiar)

	FY 2015			FY 2018		
	N	Mean	SD	N	Mean	SD
Overall, please rate your impression of the World Bank Group's effectiveness in Ethiopia.	113	6.83	1.97	152	7.26	1.83

(1-Not effective at all, 10-Very effective)

	FY 2015			FY 2018		
	N	Mean	SD	N	Mean	SD
To what extent do you believe the World Bank Group's staff is well prepared to help Ethiopia solve its most complicated development challenges?*	98	6.81	2.04	150	7.38	1.78

(1-To no degree at all, 10-To a very significant degree) *Significantly different between FY 2015 and FY 2018

To what extent do you believe that the World Bank Group's work and support help the poorest in Ethiopia? (Select only ONE response)

Percentage of Respondents	FY 2015	FY 2018
To a fully sufficient degree	10.2%	12.6%
To a somewhat sufficient degree	48.4%	45.1%
To a somewhat insufficient degree	21.9%	26.9%
To a very insufficient degree	9.4%	8.0%
Don't know	10.2%	7.4%

**B. Overall Attitudes toward the World Bank Group (continued)**

To what extent do you agree with the following statements about the World Bank Group's work in Ethiopia?

(1-Strongly disagree, 10-Strongly agree)

	FY 2015			FY 2018		
	N	Mean	SD	N	Mean	SD
Overall the World Bank Group currently plays a relevant role in development in Ethiopia	117	7.36	2.03	165	7.62	1.84
The World Bank Group's work is aligned with what I consider the development priorities for Ethiopia	110	7.08	2.17	165	7.24	2.05
The World Bank Group supports programs and strategies that are realistic for Ethiopia	116	7.27	2.08	161	7.38	1.92

To what extent is the World Bank Group an effective development partner in Ethiopia, in terms of each of the following?

(1-To no degree at all, 10-To a very significant degree)

	FY 2015			FY 2018		
	N	Mean	SD	N	Mean	SD
Responsiveness to needs	99	6.76	1.89	155	6.87	1.89
Flexibility (in terms of the institution's products and services)	96	6.01	1.96	151	5.94	2.25
Flexibility (in terms of changing country circumstances)	99	6.06	2.24	146	6.16	2.26
Being inclusive	95	6.32	2.09	147	6.73	1.97
Openness (sharing data and other information)	102	7.10	1.89	151	7.19	1.79
Collaboration with the Government	110	8.05	1.80	158	7.97	1.46
The speed in which it gets things accomplished on the ground	94	6.36	2.04	151	6.32	1.89
Helping to bring discipline/effective supervision to implementation of investment projects ¹				139	7.07	1.94
Collaboration with civil society	79	5.73	2.48	130	5.77	2.21
Staff accessibility	96	7.15	2.25	141	6.72	2.20
Collaboration with other donors and development partners*	89	7.55	2.08	125	6.94	1.92
Collaboration with the private sector	78	5.76	2.55	123	5.48	2.33
Straightforwardness and honesty	99	6.88	2.11	135	7.29	1.86
Treating clients and stakeholders in Ethiopia with respect ¹	92	7.70	2.15	138	7.82	1.71
Being a long-term partner	109	8.14	2.07	154	8.29	1.68

*Significantly different between FY 2015 and FY 2018

¹ Only FY 2018 questionnaire had this response option.

¹In FY 2015, the response option was "The World Bank Group treats clients and stakeholders in Ethiopia with respect" with the 10-point scale "1-Strongly disagree, 10-Strongly agree."



C. World Bank Group's Effectiveness and Results

How EFFECTIVE do you believe the World Bank Group is in terms of the work it does in the following areas of development in Ethiopia? (1-Not effective at all, 10-Very effective)

	FY 2015			FY 2018		
	N	Mean	SD	N	Mean	SD
Social protection*	65	6.11	2.32	129	7.36	1.80
Gender equity*	74	7.27	1.48	128	6.71	1.88
Private sector development	72	5.70	2.55	110	5.31	2.29
Education	87	7.65	1.93	130	7.46	1.72
Public sector governance/reform	75	6.04	2.47	128	6.63	1.89
Regional integration ¹				99	6.01	2.24
Food security	93	7.24	2.12	134	7.19	1.73
Urban development	74	6.55	2.03	132	6.84	1.91
Energy	75	6.37	2.49	118	6.70	2.10
Water and sanitation	87	7.55	1.92	130	7.34	1.58
Pollution ¹				92	6.14	1.95
Job creation/employment	81	6.21	2.05	121	6.13	1.95
Health	83	7.50	1.99	138	7.52	1.66
Transport	79	7.34	1.81	121	7.20	1.72
Agriculture and rural development ¹¹	98	7.21	1.83	134	7.10	1.84
Trade and exports	59	5.68	2.03	98	5.61	1.91
Nutrition ¹				103	6.42	1.96
Natural resource management	59	5.61	2.57	88	5.81	2.25
Climate change	63	6.80	2.06	123	6.60	2.01
Poverty reduction	93	7.52	1.96	141	7.30	1.78
Anti corruption	58	4.60	2.32	100	5.10	2.36
Economic growth	94	7.43	1.93	139	7.08	1.65
Disaster risk management ¹¹¹	58	6.77	2.03	101	6.42	1.85
Equality of opportunity	61	5.83	2.25	118	6.26	2.11

*Significantly different between FY 2015 and FY 2018

¹ Only FY 2018 questionnaire had these response options.

¹¹ In FY 2015, there were two categories related to agriculture and rural development: "Rural development" and "Agricultural development." A mean score of responses to these two categories was calculated and included in a separate variable that then was compared to FY 2018 "Agriculture and rural development" category.

¹¹¹ In FY 2015, the category was "Disaster management."

	FY 2015			FY 2018		
	N	Mean	SD	N	Mean	SD
To what extent does the World Bank Group's work help to achieve development results in Ethiopia?	116	7.17	1.93	163	7.24	1.62

(1-To no degree at all, 10-To a very significant degree)

To what extent do you agree with the following statements about the World Bank Group in Ethiopia?

(1-Strongly disagree, 10-Strongly agree)

	FY 2015			FY 2018		
	N	Mean	SD	N	Mean	SD
The World Bank Group's financial instruments meet the needs of Ethiopia	107	6.54	2.08	150	6.77	2.01
The World Bank Group meets Ethiopia's needs for knowledge services	97	6.28	2.05	149	6.79	1.96



D. The World Bank Group's Knowledge Work and Activities

How frequently do you consult World Bank Group's knowledge work and activities in the work you do?

Percentage of Respondents	FY 2015	FY 2018
Weekly	6.6%	12.0%
Monthly	14.8%	15.6%
A few times a year	31.1%	38.3%
Rarely	25.4%	22.2%
Never	22.1%	12.0%

In Ethiopia, to what extent do you believe that the World Bank Group's knowledge work and activities:

(1-To no degree at all, 10-To a very significant degree)

	FY 2015			FY 2018		
	N	Mean	SD	N	Mean	SD
Are timely	89	6.74	1.81	140	6.85	1.84
Include appropriate level of stakeholder involvement during preparation	91	6.49	2.27	143	6.88	1.99
Lead to practical solutions	96	6.62	1.85	142	6.82	1.82
Are accessible (well written and easy to understand)	102	7.17	1.92	147	7.13	2.02
Are source of relevant information on global good practices	97	7.45	1.87	143	7.38	1.81
Are adequately disseminated	97	6.69	1.99	132	6.62	2.17
Are translated enough into local language	78	4.59	2.36	115	4.69	2.37
Are adaptable to Ethiopia's specific development challenges and country circumstances	103	6.39	2.02	142	6.68	1.93

	FY 2015			FY 2018		
	N	Mean	SD	N	Mean	SD
Overall, how significant a contribution do you believe the World Bank Group's knowledge work and activities make to development results in your country?	114	7.28	1.86	159	7.27	1.82
Overall, how would you rate the technical quality of the World Bank Group's knowledge work and activities?	101	7.57	1.67	150	7.81	1.49

(1-Not significant at all, 10-Very significant; 1-Very low technical quality, 10-Very high technical quality)

E. Working with the World Bank Group

To what extent do you agree/disagree with the following statements? (1-Strongly disagree, 10-Strongly agree)

	FY 2015			FY 2018		
	N	Mean	SD	N	Mean	SD
The World Bank Group disburses funds promptly	81	6.51	2.03	125	6.68	2.07
The World Bank Group effectively monitors and evaluates the projects and programs it supports	97	7.30	2.01	148	7.44	1.71
The World Bank Group's approvals and reviews are done in a timely fashion	92	6.53	2.13	141	6.93	1.79
The World Bank Group's "Safeguard Policy" requirements are reasonable	77	6.80	2.11	127	7.05	2.09
The World Bank Group's conditions on its lending are reasonable	89	6.31	2.06	121	6.70	2.26
The World Bank Group takes decisions quickly in Ethiopia	91	6.32	2.26	119	6.45	2.00
Working with the World Bank Group increases Ethiopia's institutional capacity	102	7.48	1.92	150	7.36	1.78
Where country systems are adequate, the World Bank Group makes appropriate use of them	86	7.03	2.14	121	7.27	1.72

**E. Working with the World Bank Group (continued)**

	FY 2015			FY 2018		
	N	Mean	SD	N	Mean	SD
To what extent do you believe that the World Bank Group's work helps to find solutions that promote private public partnerships in Ethiopia?	105	6.24	2.19	134	6.38	2.11

(1-To no degree at all, 10-To a very significant degree)

F. The Future Role of the World Bank Group in Lesotho

When considering the combination of services that the World Bank Group offers in Ethiopia, and taking into account its limited level of resources, which ONE of the following do you believe the World Bank Group should offer more of in Ethiopia?* (Select only ONE response)

Percentage of Respondents	FY 2015	FY 2018
Financial services	33.9%	29.3%
Knowledge products	9.4%	23.8%
Convening services	3.9%	1.2%
None of the above	0.0%	0.6%
The combination is appropriate for Ethiopia	44.9%	41.5%
Don't know	7.9%	3.7%

*Significantly different between FY 2015 and FY 2018

G. Communication and Information Sharing

Are you aware of the World Bank Group's Access to Information Policies under which the World Bank Group discloses any information in its possession that is not on a list of exceptions?

Percentage of Respondents	FY 2015	FY 2018
Yes	38.8%	42.8%
No	61.2%	57.2%

Do you use/have you used the World Bank Group website?

Percentage of Respondents	FY 2015	FY 2018
Yes	74.8%	68.3%
No	25.2%	31.7%

Do you currently consult the World Bank Group social media sites (e.g., blogs, Facebook, Twitter, YouTube, and Flickr)?

Percentage of Respondents	FY 2015	FY 2018
Yes	18.0%	22.6%
No	82.0%	77.4%

Which Internet connection do you use primarily when visiting a World Bank Group website?

Percentage of Respondents	FY 2015	FY 2018
WiFi ¹	64.8%	71.3%
Dial-up	35.2%	28.8%

¹In FY 2015, the category was "High speed/WiFi."

Please rate how much you agree with the following statements. (1-Strongly disagree, 10-Strongly agree)

	FY 2015			FY 2018		
	N	Mean	SD	N	Mean	SD
I find the World Bank Group's websites easy to navigate.	94	7.95	1.80	107	7.69	1.85
I find the information on the World Bank Group's websites useful.	91	8.16	1.42	105	8.36	1.40
The World Bank Group's social media channels are valuable sources of information about the institution*	42	8.27	1.38	70	6.99	2.14

*Significantly different between FY 2015 and FY 2018



Appendix E: Indicator Questions as a Function of Exposure to the World Bank Group

Indicator Question	Currently, do you professionally collaborate/work with the World Bank Group in your country?		Which of the following describes most of your exposure to the World Bank Group in Ethiopia? (Choose no more than TWO)									
			Observer		Use WBG reports/data		Engage in WBG activities		Collaborate		Use WBG website	
	Not collaborating with the WBG	Collaborating with the WBG	No Mean	Yes Mean	No Mean	Yes Mean	No Mean	Yes Mean	No Mean	Yes Mean	No Mean	Yes Mean
Overall, please rate your impression of the World Bank Group's effectiveness in Ethiopia	6.58	7.68	7.18	6.69	7.05	7.26	7.18	7.00	6.90	7.52	7.24	6.90
Overall the World Bank Group currently plays a relevant role in development in Ethiopia	6.88	8.13	7.67	6.41	7.50	7.45	7.38	7.69	7.27	7.96	7.58	7.31
The World Bank Group's work is aligned with what I consider the development priorities for Ethiopia	6.42	7.95	7.38	6.05	7.14	7.29	6.99	7.58	6.88	7.84	7.40	6.80
Responsiveness to needs	6.25	7.31	6.94	5.20	6.59	6.91	6.48	7.10	6.58	6.96	6.77	6.57
Flexibility (in terms of the institution's products and services)	5.33	6.45	6.12	4.83	6.02	5.80	5.82	6.19	5.60	6.62	6.16	5.55
Flexibility (in terms of changing country circumstances)	5.36	6.68	6.13	5.12	6.11	5.76	5.82	6.36	5.64	6.67	6.05	5.92
Being inclusive	6.16	7.04	6.85	5.30	6.52	6.84	6.63	6.63	6.56	6.77	6.67	6.55
Openness (sharing data and other information)	6.62	7.46	7.19	6.42	6.98	7.29	7.18	6.90	7.03	7.20	7.04	7.15
Collaboration with the Government	7.45	8.31	8.02	7.43	7.95	7.92	7.92	7.98	7.70	8.43	7.99	7.84
The speed in which it gets things accomplished on the ground	5.95	6.51	6.36	5.74	6.39	6.04	6.45	5.94	5.93	6.92	6.33	6.16
Helping to bring discipline/effective supervision to implementation of investment projects	6.51	7.40	7.06	6.26	6.92	7.00	6.98	6.89	6.83	7.19	7.10	6.68
Collaboration with civil society	5.14	6.16	5.73	4.50	5.47	5.69	5.54	5.57	5.31	6.00	5.65	5.34
Staff accessibility	5.91	7.26	6.79	5.06	6.47	6.76	6.62	6.44	6.25	7.11	6.73	6.24
Collaboration with other donors and development partners	6.49	7.37	6.97	6.00	6.83	6.84	6.74	7.00	6.42	7.56	7.22	6.03
Collaboration with the private sector	4.96	5.81	5.56	3.89	5.11	5.63	5.15	5.62	5.16	5.58	5.39	5.13
Straightforwardness and honesty	6.73	7.73	7.30	6.50	7.37	6.83	7.12	7.33	6.91	7.68	7.32	6.93
Treating clients and stakeholders in Ethiopia with respect	7.28	8.30	7.84	7.36	7.94	7.50	7.77	7.81	7.50	8.33	7.85	7.66
Being a long-term partner	7.88	8.67	8.38	7.67	8.27	8.29	8.23	8.36	8.10	8.62	8.36	8.12
To what extent does the World Bank Group's work help to achieve development results in Ethiopia?	6.76	7.57	7.33	6.43	7.22	7.20	7.08	7.46	6.95	7.74	7.44	6.80
The World Bank Group's financial instruments meet the needs of Ethiopia	6.10	7.17	6.79	5.94	6.63	6.77	6.63	6.77	6.44	7.13	6.83	6.41
The World Bank Group meets Ethiopia's needs for knowledge services	6.33	6.97	6.78	5.57	6.47	6.89	6.72	6.38	6.38	7.04	6.62	6.58
World Bank Group's knowledge work and activities are adaptable to Ethiopia's specific development challenges and country circumstances	6.25	6.83	6.73	6.00	6.73	6.46	6.68	6.53	6.43	7.00	6.66	6.58
Overall, how significant a contribution do you believe the World Bank Group's knowledge work and activities make to development results in your country?	6.85	7.62	7.23	7.11	7.32	7.02	7.19	7.26	6.97	7.66	7.34	6.98
Overall, how would you rate the technical quality of the World Bank Group's knowledge work and activities?	7.45	8.06	7.82	7.27	7.72	7.84	7.85	7.59	7.53	8.19	7.78	7.73
The World Bank Group takes decisions quickly in Ethiopia	5.81	6.87	6.65	5.21	6.42	6.56	6.53	6.31	6.13	7.08	6.55	6.33
Where country systems are adequate, the World Bank Group makes appropriate use of them	6.64	7.59	7.28	6.57	7.13	7.31	7.13	7.30	7.03	7.44	7.36	6.90

Yellow highlight indicates significant difference between Yes and No means.



Appendix F: Ethiopia FY 2018 Questionnaire



World Bank Group Country Survey FY 2018 – Ethiopia

The World Bank Group is interested in gauging the views of clients and partners who are either involved in development in Ethiopia or who observe activities related to social and economic development. The following survey will give the World Bank Group's team that works in Ethiopia, greater insight into how the Bank's work is perceived. This is one tool the World Bank Group uses to assess the views of its stakeholders, and to develop more effective strategies that support development in Ethiopia.

A local independent firm has been hired to oversee the logistics of this survey. This ensures anonymity and confidentiality. We hope you'll be candid.

Finally, the survey relates to the World Bank Group's work. The World Bank Group consists of IBRD, IDA, IFC, MIGA, and ICSID. When responding to the survey, please consider the area of the World Bank Group with which you are most familiar.

To complete the survey, please circle/check the response that most accurately reflects your opinion. If you prefer not to answer a question, please leave it blank. If you feel that you do not have an adequate amount of information on a subject, please check "Don't know".

PLEASE NOTE: IN SOME CASES THE SURVEY WILL ASK FOR A SPECIFIC NUMBER OF RESPONSES. PLEASE DO NOT CHOOSE ANY MORE THAN REQUESTED. IF MORE RESPONSES ARE CHOSEN, DATA CANNOT BE INCLUDED IN ANALYSIS.

**SECTION A: GENERAL ISSUES FACING ETHIOPIA****A1. In general, would you say that Ethiopia is headed in ... ?**

1	The right direction
2	The wrong direction
3	Not sure

A2. In general, Ethiopia is headed in the right direction in terms of...

		Strongly disagree			Strongly agree	Don't know
1	Sustaining economic recovery and promoting growth	1	2	3	4	<input type="checkbox"/>
2	Improving governance	1	2	3	4	<input type="checkbox"/>
3	Delivering better public services to the poor	1	2	3	4	<input type="checkbox"/>
4	Reducing corruption	1	2	3	4	<input type="checkbox"/>
5	Ensuring that all children have access to education	1	2	3	4	<input type="checkbox"/>
6	Ensuring adequate and productive infrastructure	1	2	3	4	<input type="checkbox"/>
7	Ensuring access to clean water	1	2	3	4	<input type="checkbox"/>
8	Reducing gender disparities	1	2	3	4	<input type="checkbox"/>
9	Increasing voice and participation of the citizens of Ethiopia	1	2	3	4	<input type="checkbox"/>
10	Responsive leadership	1	2	3	4	<input type="checkbox"/>

A3. In general, over the past five years would you say that your economic status/standard of living has ... ? (Select only ONE response)

1	Improved
2	Worsened
3	Stayed the same

A4. In general, over the next five years do you expect the standard of living in Ethiopia ... ? (Select only ONE response)

1	To improve
2	To worsen
3	Stay the same
4	Don't have an opinion
5	Don't know

A5. Over the next five years do you expect your own economic status/standard of living to ... ? (Select only ONE response)

1	Improve
2	Worsen
3	Stay the same

SECTION A: GENERAL ISSUES

A6. Listed below are a number of development priorities in Ethiopia.

Please identify which of the following you consider the most important development priorities in Ethiopia. (Choose no more than THREE)

1	Social protection (e.g., safety nets, targeted social assistance)	14	Transport (e.g., roads, bridges, transportation)
2	Gender equity (closing the gap between women and men, and boys and girls)	15	Agriculture and rural development
3	Private sector development	16	Trade and exports
4	Education	17	Nutrition
5	Public sector governance/reform (i.e., government effectiveness, public financial management, public expenditure, fiscal system reform)	18	Natural resource management (e.g., oil, gas, mining)
6	Regional integration	19	Climate change (e.g., mitigation, adaptation)
7	Food security	20	Poverty reduction
8	Urban development	21	Anti corruption
9	Energy	22	Economic growth
10	Water and sanitation	23	Disaster risk management
11	Pollution	24	Equality of opportunity (i.e., social inclusion)
12	Job creation/employment	25	Information and communications technology
13	Health		

A7. Poverty reduction is a broad term that encompasses work in many different areas.

Which THREE areas of development listed below do you believe would contribute most to reducing poverty in Ethiopia? (Choose no more than THREE)

1	Economic growth	13	Water and sanitation
2	Disaster risk management	14	Pollution
3	Equality of opportunity (i.e., social inclusion)	15	Job creation/employment
4	Information and communications technology	16	Health
5	Social protection (e.g., safety nets, targeted social assistance)	17	Public sector governance/reform (i.e., government effectiveness, public financial management, public expenditure, fiscal system reform)
6	Agriculture and rural development	18	Gender equity (closing the gap between women and men, and boys and girls)
7	Trade and exports	19	Private sector development
8	Nutrition	20	Education
9	Climate change (e.g., mitigation, adaptation)	21	Regional integration
10	Transport (e.g., roads, bridges, transportation)	22	Food security
11	Energy	23	Urban development
12	Anti corruption	24	Natural resource management (e.g., oil, gas, mining)

**SECTION A: GENERAL ISSUES**

A8. The World Bank Group's "Shared Prosperity" goal captures two key elements, economic growth and equity. It will seek to foster income growth among the bottom 40 percent of a country's population. Improvement in the Shared Prosperity Indicator requires growth and well-being of the less well-off. When thinking about the idea of "shared prosperity" in your country, which of the following TWO best illustrate how this would be achieved in Ethiopia? (Choose no more than TWO)

1	Better quality public services
2	Greater access to basic services such as education, health, water, agriculture, and nutrition for citizens
3	Better entrepreneurial opportunities (i.e., to start small and medium sized businesses)
4	A growing middle class
5	Better employment opportunities for young people
6	Better employment opportunities for women
7	Greater voice and participation for citizens to help ensure greater accountability
8	Education and training that better ensure job opportunity
9	Better opportunity for the poor who live in rural areas
10	Better opportunity for the poor who live in urban areas
11	Consistent economic growth
12	More reliable social safety net
13	Greater access to micro-finance for the poor
14	Other (please specify): _____

A9. To what extent is greater gender equity necessary for sustainable economic development in Ethiopia? (Select only ONE response)

1	To a very high extent
2	To a somewhat high extent
3	To a somewhat low extent
4	To a very low extent
5	Prefer not to answer

A10. To what extent is there gender equity (little to no gap between women and men, and boys and girls) in Ethiopia? (Select only ONE response)

1	To a very high extent
2	To a somewhat high extent
3	To a somewhat low extent
4	To a very low extent
5	Prefer not to answer

**SECTION B: OVERALL ATTITUDES TOWARD THE WORLD BANK GROUP**

B1. How familiar are you with the work of the World Bank Group in Ethiopia?									
1	2	3	4	5	6	7	8	9	10
Not familiar at all					Extremely familiar				

B2. Overall, please rate your impression of the World Bank Group's effectiveness in Ethiopia.										
1	2	3	4	5	6	7	8	9	10	<input type="checkbox"/>
Not effective at all					Very effective					Don't know

B3. To what extent do you believe the World Bank Group's staff is well prepared (e.g., skills and knowledge) to help Ethiopia solve its most complicated development challenges?										
1	2	3	4	5	6	7	8	9	10	<input type="checkbox"/>
To no degree at all					To a very significant degree					Don't know

B4. When thinking about how the World Bank Group can have the most impact on development results in Ethiopia, in which sectors do you believe the World Bank Group should focus most of its resources (financial and knowledge services) in Ethiopia? (Choose no more than THREE)			
1	Energy	14	Economic growth
2	Water and sanitation	15	Disaster risk management
3	Pollution	16	Equality of opportunity (i.e., social inclusion)
4	Job creation/employment	17	Information and communications technology
5	Health	18	Transport (e.g., roads, bridges, transportation)
6	Social protection (e.g., safety nets, targeted social assistance)	19	Agriculture and rural development
7	Gender equity (closing the gap between women and men, and boys and girls)	20	Trade and exports
8	Private sector development	21	Nutrition
9	Education	22	Natural resource management (e.g., oil, gas, mining)
10	Public sector governance/reform (i.e., government effectiveness, public financial management, public expenditure, fiscal system reform)	23	Climate change (e.g., mitigation, adaptation)
11	Regional integration	24	Poverty reduction
12	Food security	25	Anti corruption
13	Urban development		

**SECTION B: OVERALL ATTITUDES TOWARD THE WORLD BANK GROUP**

B5. When thinking about the World Bank Group's role, which activity do you believe is of greatest VALUE and which activity is of second greatest value in Ethiopia?			
		Greatest Value (Choose only ONE)	Second Greatest Value (Choose only ONE)
1	Bringing together different groups of stakeholders	<input type="checkbox"/>	<input type="checkbox"/>
2	Capacity development related to World Bank Group supported projects	<input type="checkbox"/>	<input type="checkbox"/>
3	Stand-alone technical assistance (system oriented)	<input type="checkbox"/>	<input type="checkbox"/>
4	Policy advice, studies, analyses	<input type="checkbox"/>	<input type="checkbox"/>
5	Financial resources	<input type="checkbox"/>	<input type="checkbox"/>
6	Data and statistics	<input type="checkbox"/>	<input type="checkbox"/>
7	Promoting knowledge sharing	<input type="checkbox"/>	<input type="checkbox"/>
8	Implementation support	<input type="checkbox"/>	<input type="checkbox"/>
9	Mobilizing third party financial resources	<input type="checkbox"/>	<input type="checkbox"/>
10	Donor coordination	<input type="checkbox"/>	<input type="checkbox"/>
11	Other (please specify): _____	<input type="checkbox"/>	<input type="checkbox"/>

B6. Which of the following do you identify as the World Bank Group's greatest WEAKNESSES in its work in Ethiopia? (Choose no more than TWO)	
1	Lack of adequate criticism of controversial policies and reform efforts in the country
2	Staff not accessible enough
3	Not collaborating enough with private sector
4	Not adequately collaborating with organizations such as bilaterals, multilaterals, trust funds, UN agencies
5	Not aligned with country priorities
6	Not adequately sensitive to political/social realities in Ethiopia
7	Too influenced by developed countries
8	World Bank Group's processes too slow
9	World Bank Group's processes too complex
10	Not exploring alternative policy options
11	Not sufficiently focused on results
12	Not in it for the long term
13	Its advice and strategies do not lend themselves to practical problem solving
14	Not collaborating enough with civil society (including NGOs, CBOs, beneficiary representatives)
15	Not enough public disclosure of its work
16	Arrogant in its approach
17	Inadequate World Bank Group's staffing in Ethiopia
18	The credibility of its knowledge/data
19	Other (please specify): _____
20	Don't know

**SECTION B: OVERALL ATTITUDES TOWARD THE WORLD BANK GROUP**

B7. To what extent do you believe that the World Bank Group's work and support help the poorest in Ethiopia? (Select only ONE response)

1	To a fully sufficient degree
2	To a somewhat sufficient degree
3	To a somewhat insufficient degree
4	To a very insufficient degree
5	Don't know

B8. To what extent do you believe that the World Bank Group's support helps ensure that men and women equally benefit from economic development in Ethiopia? (Select only ONE response)

1	To a fully sufficient degree
2	To a somewhat sufficient degree
3	To a somewhat insufficient degree
4	To a very insufficient degree
5	Don't know

B9. How EFFECTIVE do you believe the following World Bank Group's instruments are in supporting the Ethiopia Government's efforts to reduce poverty? (If you have NO exposure to/experience with the instruments listed below, please select "N/A")

		Not effective at all										Very effective	N/A
		1	2	3	4	5	6	7	8	9	10		
1	Investment Project Financing (IPF)	1	2	3	4	5	6	7	8	9	10		<input type="checkbox"/>
2	Program-for-Results Financing (PforR)	1	2	3	4	5	6	7	8	9	10		<input type="checkbox"/>
3	Trust funds and grants	1	2	3	4	5	6	7	8	9	10		<input type="checkbox"/>
4	Capacity building	1	2	3	4	5	6	7	8	9	10		<input type="checkbox"/>
5	Knowledge products/services (analytical work, studies, surveys, etc.)	1	2	3	4	5	6	7	8	9	10		<input type="checkbox"/>
6	MIGA Guarantees	1	2	3	4	5	6	7	8	9	10		<input type="checkbox"/>
7	IFC Investment Services	1	2	3	4	5	6	7	8	9	10		<input type="checkbox"/>
8	IFC Advisory Services	1	2	3	4	5	6	7	8	9	10		<input type="checkbox"/>

B10. In addition to the regular relations with the national government, which TWO of the following groups should the World Bank Group collaborate with more in your country? (Choose no more than TWO)

1	Beneficiaries	7	Academia/think tanks/research institutes
2	Youth/university groups	8	Foundations
3	Private sector	9	Media
4	Local government	10	Other (please specify): _____
5	Donor community		
6	NGOs/Community Based Organizations	11	Don't know

**SECTION B: OVERALL ATTITUDES TOWARD THE WORLD BANK GROUP**

To what extent do you agree with the following statements about the World Bank Group’s work in Ethiopia?													
		Strongly disagree										Strongly agree	Don't know
B11	Overall the World Bank Group currently plays a relevant role in development in Ethiopia	1	2	3	4	5	6	7	8	9	10	<input type="checkbox"/>	
B12	The World Bank Group’s work is aligned with what I consider the development priorities for Ethiopia	1	2	3	4	5	6	7	8	9	10	<input type="checkbox"/>	
B13	The World Bank Group supports programs and strategies that are realistic for Ethiopia	1	2	3	4	5	6	7	8	9	10	<input type="checkbox"/>	

To what extent is the World Bank Group an effective development partner in Ethiopia, in terms of each of the following?													
		To no degree at all					To a very significant degree					Don't know	
B14	Responsiveness to needs	1	2	3	4	5	6	7	8	9	10	<input type="checkbox"/>	
B15	Flexibility (in terms of the institution’s products and services)	1	2	3	4	5	6	7	8	9	10	<input type="checkbox"/>	
B16	Flexibility (in terms of changing country circumstances)	1	2	3	4	5	6	7	8	9	10	<input type="checkbox"/>	
B17	Being inclusive	1	2	3	4	5	6	7	8	9	10	<input type="checkbox"/>	
B18	Openness (sharing data and other information)	1	2	3	4	5	6	7	8	9	10	<input type="checkbox"/>	
B19	Collaboration with the Government	1	2	3	4	5	6	7	8	9	10	<input type="checkbox"/>	
B20	The speed in which it gets things accomplished on the ground	1	2	3	4	5	6	7	8	9	10	<input type="checkbox"/>	
B21	Helping to bring discipline/effective supervision to implementation of investment projects	1	2	3	4	5	6	7	8	9	10	<input type="checkbox"/>	
B22	Collaboration with civil society	1	2	3	4	5	6	7	8	9	10	<input type="checkbox"/>	
B23	Staff accessibility	1	2	3	4	5	6	7	8	9	10	<input type="checkbox"/>	
B24	Collaboration with other donors and development partners	1	2	3	4	5	6	7	8	9	10	<input type="checkbox"/>	
B25	Collaboration with the private sector	1	2	3	4	5	6	7	8	9	10	<input type="checkbox"/>	
B26	Straightforwardness and honesty	1	2	3	4	5	6	7	8	9	10	<input type="checkbox"/>	
B27	Treating clients and stakeholders in Ethiopia with respect	1	2	3	4	5	6	7	8	9	10	<input type="checkbox"/>	
B28	Being a long-term partner	1	2	3	4	5	6	7	8	9	10	<input type="checkbox"/>	

**SECTION B: OVERALL ATTITUDES TOWARD THE WORLD BANK GROUP**

B29. When World Bank Group assisted reform efforts fail or are slow to take place, which of the following would you attribute this to? (Choose no more than TWO)	
1	The World Bank Group does not provide the government with consistent support throughout the reform effort
2	Political pressures and obstacles
3	Reforms are not well thought out in light of country challenges
4	Poor coordination within the Government
5	There is an inadequate level of private sector participation and support
6	Poor donor coordination
7	The World Bank Group is not sensitive enough to political/social realities on the ground
8	Lack of/inadequate levels of capacity in Government
9	There is not an adequate level of citizen/civil society participation
10	Corruption
11	Poor coordination within the World Bank Group
12	Other (please specify): _____

**SECTION C: WORLD BANK GROUP'S EFFECTIVENESS AND RESULTS**

C1. In Ethiopia, to what extent do the World Bank Group's financial resources, advice, and knowledge influence policy related to ... ?												
		To no degree at all					To a very significant degree					Don't know
		1	2	3	4	5	6	7	8	9	10	
1	Gender (i.e., closing the gap between women and men, and boys and girls)											<input type="checkbox"/>
2	The impact of climate change											<input type="checkbox"/>

C2. How EFFECTIVE do you believe the World Bank Group is in terms of the work it does in the following areas of development in Ethiopia? (If you have NO exposure to/experience in working in any of the sectors listed below, please respond "Don't know")												
		Not effective at all					Very effective					Don't know
		1	2	3	4	5	6	7	8	9	10	
1	Social protection (e.g., safety nets, targeted social assistance)											<input type="checkbox"/>
2	Gender equity (closing the gap between women and men, and boys and girls)											<input type="checkbox"/>
3	Private sector development											<input type="checkbox"/>
4	Education											<input type="checkbox"/>
5	Public sector governance/reform (i.e., government effectiveness, public financial management, public expenditure, fiscal system reform)											<input type="checkbox"/>
6	Regional integration											<input type="checkbox"/>
7	Food security											<input type="checkbox"/>
8	Urban development											<input type="checkbox"/>
9	Energy											<input type="checkbox"/>
10	Water and sanitation											<input type="checkbox"/>
11	Pollution											<input type="checkbox"/>
12	Job creation/employment											<input type="checkbox"/>
13	Health											<input type="checkbox"/>
14	Transport (e.g., roads, bridges, transportation)											<input type="checkbox"/>
15	Agriculture and rural development											<input type="checkbox"/>
16	Trade and exports											<input type="checkbox"/>
17	Nutrition											<input type="checkbox"/>
18	Natural resource management (e.g., oil, gas, mining)											<input type="checkbox"/>
19	Climate change (e.g., mitigation, adaptation)											<input type="checkbox"/>
20	Poverty reduction											<input type="checkbox"/>
21	Anti corruption											<input type="checkbox"/>
22	Economic growth											<input type="checkbox"/>
23	Disaster risk management											<input type="checkbox"/>
24	Equality of opportunity (i.e., social inclusion)											<input type="checkbox"/>

**SECTION C: WORLD BANK GROUP'S EFFECTIVENESS AND RESULTS**

C3. To what extent does the World Bank Group's work help to achieve development results in Ethiopia?												
1	2	3	4	5	6	7	8	9	10	<input type="checkbox"/>		
To no degree at all									To a very significant degree		Don't know	

To what extent do you agree with the following statements about the World Bank Group in Ethiopia?														
		Strongly disagree										Strongly agree		Don't know
C4	The World Bank Group's financial instruments (i.e., investment lending, Development Policy Loan, Trust Funds, Program-for-Results, etc.) meet the needs of Ethiopia	1	2	3	4	5	6	7	8	9	10	<input type="checkbox"/>		
C5	The World Bank Group meets Ethiopia's needs for knowledge services (e.g., research, analysis, data, technical assistance)	1	2	3	4	5	6	7	8	9	10	<input type="checkbox"/>		

C6. How effectively does the World Bank Group help Ethiopia to mobilize finance for development from private sector sources?												
1	2	3	4	5	6	7	8	9	10	<input type="checkbox"/>		
Not effectively at all									Very effectively		Don't know	

C7. As part of IDA18, the World Bank Group has expanded (or developed) a number of financial instruments to respond to challenges in IDA countries. These include the Crisis Response Window (CRW), Pandemic Emergency Finance Facility (PEF), Catastrophe Deferred Draw Down Option (CAT-DDO), and the Private Sector Window (PSW). In general, how familiar are you with these new or expanded financial instruments in Ethiopia? (Select only ONE response)	
1	Very familiar
2	Somewhat familiar
3	Somewhat unfamiliar
4	Very unfamiliar
5	Don't know

How effectively does the World Bank Group support Ethiopia's efforts ... ?														
		Not effectively at all										Very effectively		Don't know
C8	To build stronger domestic resource mobilization systems in the Government (e.g., tax collection)	1	2	3	4	5	6	7	8	9	10	<input type="checkbox"/>		
C9	To develop better and stronger data collection/analytics systems within the Government	1	2	3	4	5	6	7	8	9	10	<input type="checkbox"/>		
C10	To strengthen the country's crisis preparedness	1	2	3	4	5	6	7	8	9	10	<input type="checkbox"/>		



SECTION D: THE WORLD BANK GROUP'S KNOWLEDGE WORK AND ACTIVITIES (i.e., ANALYSIS, STUDIES, RESEARCH, DATA, REPORTS, CONFERENCES)

D1. How frequently do you consult World Bank Group's knowledge work and activities in the work you do?	
1	Weekly
2	Monthly
3	A few times a year
4	Rarely
5	Never

In Ethiopia, to what extent do you believe that the World Bank Group's knowledge work and activities:													
		To no degree at all					To a very significant degree					Don't know	
D2	Are timely	1	2	3	4	5	6	7	8	9	10	<input type="checkbox"/>	
D3	Include appropriate level of stakeholder involvement during preparation	1	2	3	4	5	6	7	8	9	10	<input type="checkbox"/>	
D4	Lead to practical solutions	1	2	3	4	5	6	7	8	9	10	<input type="checkbox"/>	
D5	Are accessible (well written and easy to understand)	1	2	3	4	5	6	7	8	9	10	<input type="checkbox"/>	
D6	Are source of relevant information on global good practices	1	2	3	4	5	6	7	8	9	10	<input type="checkbox"/>	
D7	Are adequately disseminated	1	2	3	4	5	6	7	8	9	10	<input type="checkbox"/>	
D8	Are translated enough into local language	1	2	3	4	5	6	7	8	9	10	<input type="checkbox"/>	
D9	Are adaptable to Ethiopia's specific development challenges and country circumstances	1	2	3	4	5	6	7	8	9	10	<input type="checkbox"/>	

D10. Overall, how significant a contribution do you believe the World Bank Group's knowledge work and activities make to development results in your country?												
1	2	3	4	5	6	7	8	9	10	<input type="checkbox"/>		
Not significant at all									Very significant	Don't know		

D11. Overall, how would you rate the technical quality of the World Bank Group's knowledge work and activities?												
1	2	3	4	5	6	7	8	9	10	<input type="checkbox"/>		
Very low technical quality									Very high technical quality	Don't know		

**SECTION E: WORKING WITH THE WORLD BANK GROUP**

To what extent do you agree/disagree with the following statements?												
		Strongly disagree										Strongly agree
		1	2	3	4	5	6	7	8	9	10	Don't know
E1	The World Bank Group disburses funds promptly	1	2	3	4	5	6	7	8	9	10	<input type="checkbox"/>
E2	The World Bank Group effectively monitors and evaluates the projects and programs it supports	1	2	3	4	5	6	7	8	9	10	<input type="checkbox"/>
E3	The World Bank Group's approvals and reviews are done in a timely fashion	1	2	3	4	5	6	7	8	9	10	<input type="checkbox"/>
E4	The World Bank Group's "Safeguard Policy" requirements are reasonable	1	2	3	4	5	6	7	8	9	10	<input type="checkbox"/>
E5	The World Bank Group's conditions on its lending are reasonable	1	2	3	4	5	6	7	8	9	10	<input type="checkbox"/>
E6	The World Bank Group takes decisions quickly in Ethiopia	1	2	3	4	5	6	7	8	9	10	<input type="checkbox"/>
E7	Working with the World Bank Group increases Ethiopia's institutional capacity	1	2	3	4	5	6	7	8	9	10	<input type="checkbox"/>
E8	Where country systems (e.g., procurement, financial management, etc.) are adequate, the World Bank Group makes appropriate use of them	1	2	3	4	5	6	7	8	9	10	<input type="checkbox"/>

E9. To what extent do you believe that the World Bank Group's work helps to find solutions that promote private public partnerships in Ethiopia?												
1	2	3	4	5	6	7	8	9	10	<input type="checkbox"/>		
To no degree at all									To a very significant degree		Don't know	

**SECTION E: WORKING WITH THE WORLD BANK GROUP**

E10. To what extent do you believe that the donor community is doing enough to support the government's efforts related to refugees in Ethiopia?										
1	2	3	4	5	6	7	8	9	10	<input type="checkbox"/>
To no degree at all									To a very significant degree	Don't know

E11. In which of the following areas do you believe the World Bank Group should provide most of its resources when it comes to providing support to the refugee crisis in Ethiopia? (Choose no more than TWO)	
1	Education
2	Health
3	Supporting poor and marginalized local communities
4	Jobs
5	Nutrition
6	Business development
7	Infrastructure
8	Social cohesion
9	Public services
10	Macro issues (fiscal accounts, balance of payments, etc.)
11	Don't know
12	Other (please specify): _____

E12. Please rate how you feel when you think about the impact of the refugees in regards to....						
		A very negative impact	A somewhat negative impact	A somewhat positive impact	A very positive impact	No impact at all
1	Ethiopia's economy	<input type="checkbox"/>	<input type="checkbox"/>	<input type="checkbox"/>	<input type="checkbox"/>	<input type="checkbox"/>
2	Social cohesion	<input type="checkbox"/>	<input type="checkbox"/>	<input type="checkbox"/>	<input type="checkbox"/>	<input type="checkbox"/>
3	National security	<input type="checkbox"/>	<input type="checkbox"/>	<input type="checkbox"/>	<input type="checkbox"/>	<input type="checkbox"/>
4	Public service delivery	<input type="checkbox"/>	<input type="checkbox"/>	<input type="checkbox"/>	<input type="checkbox"/>	<input type="checkbox"/>
5	Ethiopia's poor and marginalized	<input type="checkbox"/>	<input type="checkbox"/>	<input type="checkbox"/>	<input type="checkbox"/>	<input type="checkbox"/>

**SECTION F: THE FUTURE ROLE OF THE WORLD BANK GROUP IN ETHIOPIA****F1. Which of the following SHOULD the World Bank Group do to make itself of greater value in Ethiopia? (Choose no more than TWO)**

1	Offer more innovative knowledge services
2	Collaborate more effectively with Government clients (e.g., national, state, local)
3	Work faster
4	Reduce the complexity of obtaining World Bank Group financing
5	Help to bring discipline/effective supervision to implementation of World Bank Group projects
6	Collaborate more effectively with organizations such as bilaterals, multilaterals, trust funds, UN agencies
7	Offer more innovative financial products
8	Ensure greater selectivity in its work
9	Provide more adequate data/knowledge/statistics/figures on Ethiopia's economy
10	Improve the competitiveness of its financing compared to markets (e.g., cost, timeliness, other terms)
11	Work more with civil society and beneficiary representatives
12	Increase the level of capacity development in the country
13	Leverage the private sector more (i.e., mobilize private sector development)
14	Improve the quality of its experts as related to Ethiopia's specific challenges
15	Work more with private sector
16	Other (please specify): _____

F2. When considering the combination of services that the World Bank Group offers in Ethiopia, and taking into account its limited level of resources, which ONE of the following do you believe the World Bank Group should offer more of in Ethiopia? (Select only ONE response)

1	Financial services
2	Knowledge products
3	Convening services
4	None of the above
5	The combination is appropriate for Ethiopia
6	Don't know

**SECTION F: THE FUTURE ROLE OF THE WORLD BANK GROUP IN ETHIOPIA**

F3. Please answer the following questions:		(Choose no more than THREE for each column)	
		A. Which THREE areas below would benefit most from the World Bank Group playing a leading role among international partners in Ethiopia?	B. Which THREE areas below would benefit most from other donors in Ethiopia?
1	Social cohesion	<input type="checkbox"/>	<input type="checkbox"/>
2	Public financial management	<input type="checkbox"/>	<input type="checkbox"/>
3	Promoting inclusion (gender, disability, vulnerable)	<input type="checkbox"/>	<input type="checkbox"/>
4	Crisis preparedness	<input type="checkbox"/>	<input type="checkbox"/>
5	Crisis response	<input type="checkbox"/>	<input type="checkbox"/>
6	Disaster risk management	<input type="checkbox"/>	<input type="checkbox"/>
7	Quality education	<input type="checkbox"/>	<input type="checkbox"/>
8	Infrastructure	<input type="checkbox"/>	<input type="checkbox"/>
9	Support domestic resource mobilization	<input type="checkbox"/>	<input type="checkbox"/>
10	Access to basic services such as education, health, water, agriculture, and nutrition	<input type="checkbox"/>	<input type="checkbox"/>
11	Capacity of state institutions	<input type="checkbox"/>	<input type="checkbox"/>
12	Jobs	<input type="checkbox"/>	<input type="checkbox"/>
13	Improving livelihoods	<input type="checkbox"/>	<input type="checkbox"/>
14	Food security	<input type="checkbox"/>	<input type="checkbox"/>
15	Social safety nets	<input type="checkbox"/>	<input type="checkbox"/>
16	Stimulating dialogue to promote citizen's engagement	<input type="checkbox"/>	<input type="checkbox"/>

F4. Please identify two areas related to sustainable development of women in Ethiopia, where greater support from the World Bank Group would be most valuable? (Choose no more than TWO)	
1	Provide support to the government to help develop/strengthen transparent and effective regulations for gender mainstreaming
2	Provide support to the government to help ensure access to equitable education and training opportunities for men and women
3	Provide support to the government to help ensure access to equitable job opportunities for men and women
4	Provide support to civil society groups to help them play an effective role in ensuring gender equity in the country
5	Other (please specify): _____

**SECTION G: COMMUNICATION AND INFORMATION SHARING****G1. How do you get most of your information about economic and social development issues in Ethiopia? (Choose no more than TWO)**

1	Local radio	6	Internet
2	International radio	7	Periodicals
3	Social media (e.g., blogs, Facebook, Twitter, YouTube, Flickr)	8	International television
4	International newspapers	9	Local newspapers
5	Local television	10	Other (please specify): _____

G2. How would you prefer to receive information from the World Bank Group? (Choose no more than TWO)

1	World Bank Group's publications and other written materials	5	Direct contact with World Bank Group (i.e., face to face meetings/discussions)
2	e-Newsletters	6	World Bank Group's website
3	World Bank Group's seminars/workshops/conferences	7	Social media (e.g., blogs, Facebook, Twitter, YouTube, Flickr)
4	Mobile phones	8	Other (please specify): _____

G3	Are you aware of the World Bank Group's Access to Information Policies under which the World Bank Group discloses any information in its possession that is not on a list of exceptions?	Yes	No
G4	Do you have reliable access to the Internet?	Yes	No
G5	Do you use/have you used the World Bank Group website?	Yes	No
G6	Do you currently consult the World Bank Group social media sites (e.g., blogs, Facebook, Twitter, YouTube, and Flickr)?	Yes	No

G7. Which Internet connection do you use primarily when visiting a World Bank Group website?

1	WiFi
2	Dial-up

G8. How frequently do you consult the World Bank Group's website and/or social media channels (e.g., blogs, Facebook, Twitter, YouTube, Flickr) for information/knowledge that you can use in your work?

1	Weekly
2	Monthly
3	A few times a year
4	Rarely
5	Never

**SECTION G: COMMUNICATION AND INFORMATION SHARING**

Please rate how much you agree with the following statements.													
		Strongly disagree										Strongly agree	Don't know
G9	I find the World Bank Group's websites easy to navigate. <i>(Only answer if you have used a World Bank Group website)</i>	1	2	3	4	5	6	7	8	9	10	<input type="checkbox"/>	
G10	I find the information on the World Bank Group's websites useful. <i>(Only answer if you have used a World Bank Group website)</i>	1	2	3	4	5	6	7	8	9	10	<input type="checkbox"/>	
G11	The World Bank Group's social media channels (e.g., blogs, Facebook, Twitter, YouTube, Flickr) are valuable sources of information about the institution	1	2	3	4	5	6	7	8	9	10	<input type="checkbox"/>	

**SECTION H: BACKGROUND INFORMATION**

H1. Which of the following best describes your current position? (Select only ONE response)			
1	Office of the President, Prime Minister	11	NGO/Community Based Organization
2	Office of Minister	12	Media (press, radio, TV, web, etc.)
3	Office of Parliamentarian	13	Independent Government Institution (i.e., Regulatory Agency, Central Bank/oversight institution)
4	Employee of a Ministry, Ministerial Department or Implementation Agency	14	Trade Union
5	Project Management Unit (PMU) overseeing implementation of project/ Consultant/Contractor working on World Bank Group supported project/program	15	Faith-Based Group
6	Local Government Office or Staff	16	Youth Group
7	Bilateral/Multilateral Agency	17	Academia/Research Institute/Think Tank
8	Private Sector Organization	18	Judiciary Branch
9	Private Foundation	19	Other (please specify): _____
10	Financial Sector/Private Bank		

H2. Please identify the primary specialization of your work. (Select only ONE response)			
1	Water	12	Gender
2	Social protection and labor	13	Transport and ICT
3	Fragility, conflict and violence	14	Urban, rural, and social development
4	Environment and natural resources	15	Governance
5	Public-private partnerships	16	Poverty
6	Education	17	Jobs
7	Health, nutrition, and population	18	Agriculture
8	Energy and extractives	19	Climate change
9	Macroeconomics and fiscal management	20	Generalist (specialized in multiple sectors)
10	Trade and competitiveness	21	Other (please specify): _____
11	Finance and markets		

H3. Currently, do you professionally collaborate/work with the World Bank Group (IDA, IFC, or MIGA) in your country?	
1	Yes
2	No

H4. Which of the following agencies of the World Bank Group do you primarily engage with in Ethiopia? (Select only ONE response)	
1	The World Bank (IDA)
2	The International Finance Corporation (IFC)
3	The Multilateral Investment Guarantee Agency (MIGA)
4	Other (please specify): _____

**SECTION H: BACKGROUND INFORMATION****H5. Do your projects involve both the World Bank and the IFC?***(If YES please go to Question H6; If NO please go to H7)*

1	Yes
2	No

H6. If yes, what was your view of how the two institutions work together in Ethiopia?**(Select only ONE response)**

1	The two institutions work well together
2	The way the two institutions work together needs improvement
3	The two institutions do not work well together
4	Don't know

H7. Which of the following describes most of your exposure to the World Bank Group in Ethiopia?**(Choose no more than TWO)**

1	Observer (i.e., follow in media, discuss in informal conversations, etc.)
2	Use World Bank Group reports/data
3	Engage in World Bank Group related/sponsored events/activities
4	Collaborate as part of my professional duties
5	Use World Bank Group website for information, data, research, etc.

H8. What's your gender?

1	Female
2	Male

H9. What's your age?

1	25 and under
2	26-35
3	36-45
4	46-55
5	56 and above

H10. Which best represents your geographic location?

1	Addis Ababa
2	Outside Addis Ababa

Thank you for completing the survey!