

FY16 Mexico Country Opinion Survey Report

THE WORLD BANK GROUP

Public Opinion Research Group



WORLD BANK GROUP

October 2016



Acknowledgements

The Mexico Country Opinion Survey is part of the Country Opinion Survey Program series of the World Bank Group. This report was prepared by the Public Opinion Research Group (PORG) team led by Sharon Felzer (Senior Communications Officer, Head of PORG). Jing Guo, Svetlana Markova, and Jessica Cameron oversaw design, reporting, and analysis. Calita Woods, Isabel Tepedino, Dania Mendoza, and Noreen Wambui provided data support. The report was prepared under the overall guidance and supervision of Sumir Lal (Director, ECRGP). PORG acknowledges the significant contribution from the country team and the local fielding agency Parametria. In particular, PORG is grateful for the support from Gabriela Aguilar Martinez (Senior Communications Officer) and Carlota Molina Hernandez (Communications Assistant), who coordinated the survey related activities from Mexico City, Mexico.



Country Opinion Surveys
THE WORLD BANK GROUP



Table of Contents

I. Objectives	3
II. Methodology.....	3
III. Demographics of the Sample.....	4
IV. General Issues Facing Mexico.....	9
V. Overall Attitudes toward the World Bank Group.....	14
VI. Sectoral Effectiveness.....	21
VII. How the World Bank Group Operates	25
VIII. World Bank Group's Knowledge and Instruments	31
IX. The Future Role of the World Bank Group in Mexico	35
X. Communication and Outreach	38
XI. Appendices.....	42





I. Objectives

This survey was designed to assist the World Bank Group (WBG) in gaining a better understanding of how stakeholders in Mexico perceive the WBG. The survey explored:

- *General Issues Facing Mexico*
- *Overall Attitudes toward the World Bank Group*
- *World Bank Group's Effectiveness and Results*
- *The World Bank Group's Knowledge Work and Activities*
- *Working with the World Bank Group*
- *The Future Role of the World Bank Group in Mexico*
- *Communication and Information Sharing*
- *Background Information*

II. Methodology

From April 2016 to June 2016, 488 stakeholders of the WBG in Mexico were invited to provide their opinions on the WBG's work in the country by participating in a country opinion survey. Participants were drawn from the Office of the President/Prime Minister; office of a Secretary; office of Congressman; ministries/ministerial departments; Project Management Units (PMUs) overseeing implementation of WBG projects; consultants/contractors working on WBG-supported projects/ programs; local governments; bilateral/multilateral agencies; private sector organizations; private foundations; the financial sector/private banks; non-profit organizations/community based organizations; the media; independent government institutions; trade unions; faith-based groups; youth groups; academia/research institutes/think tanks; the judiciary branch; and other organizations. A total of 164 stakeholders participated in the survey (34% response rate).

All respondents received and completed the questionnaire online. Respondents were asked about: general issues facing Mexico; their overall attitudes toward the WBG; the WBG's effectiveness and results; the WBG's knowledge work and activities; working with the WBG; the WBG's future role in Mexico; and the WBG's communication and information sharing.

Every country that engages in the Country Opinion Survey must include specific indicator questions that will be aggregated for the World Bank Group's annual Corporate Scorecard. These questions are identified throughout the survey report.

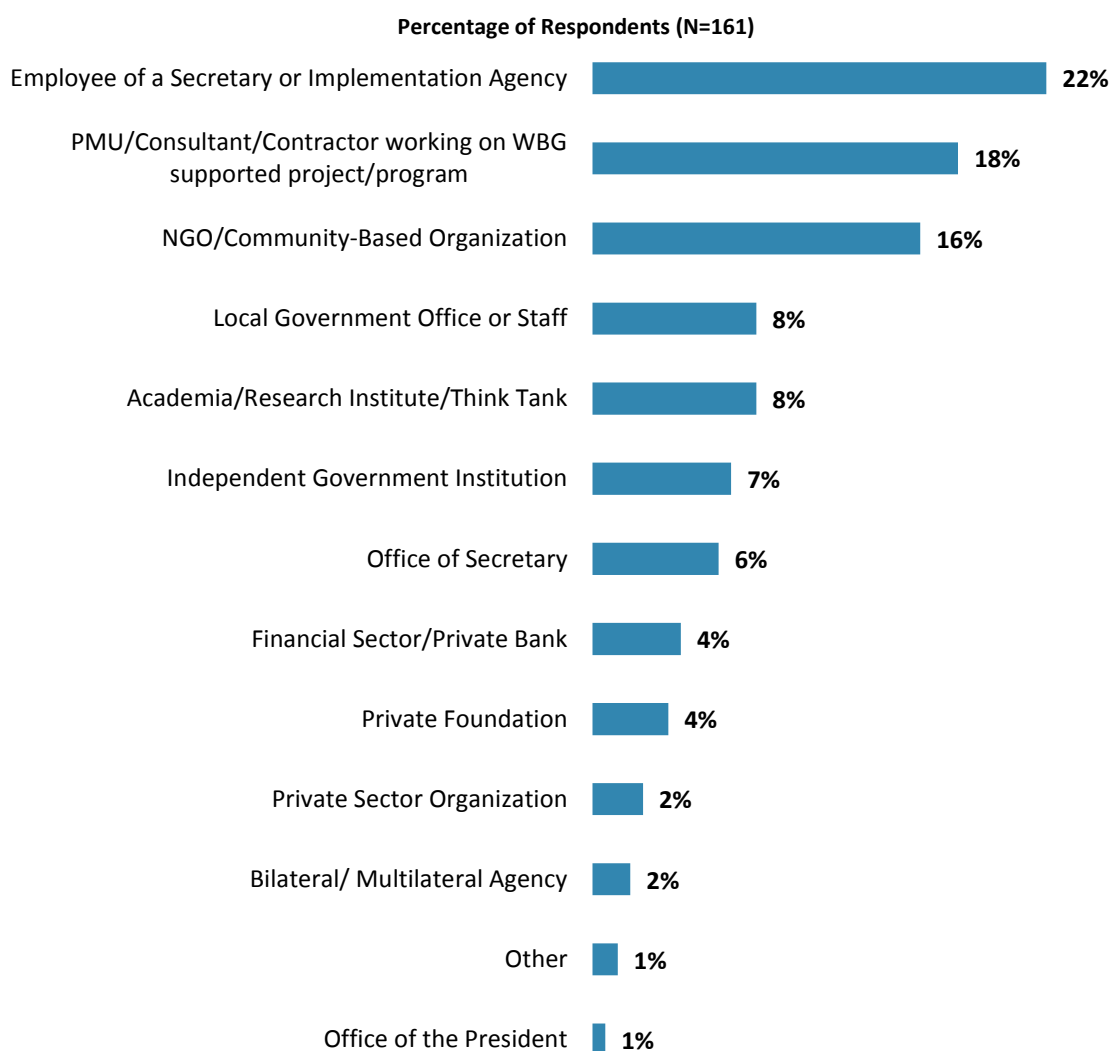
The results in this year's Country Survey were compared to those in the Country Survey conducted in FY'14 (response rate was 48%, N=191). Data were weighted to reach the same stakeholder composition in two years, which allows for year comparisons. Stakeholder groups which were not present in both fiscal years were not included in the comparison. Respondents who belonged to the "other" stakeholder category were not included either. As a result, means of the FY'16 data and the total number of respondents in both years are slightly different from those of the original data reported in appendices A, B, C, and D. For the weighted stakeholder breakdown and year comparison results, please see appendix E (page 86).



III. Demographics of the Sample

Current Position

- For further analyses, respondents from the Office of the President and the Office of Secretary were combined. Respondents from the financial sector/private banks were combined with those from private sector organizations. Respondents from private foundations and NGOs/CBOs were combined into the “CSO” category. Few respondents from bilateral/multilateral agencies and other organizations were included in the “Other” category. There were no respondents from the office of Congressman, media, trade unions, faith-based groups, youth groups, or the judiciary branch.

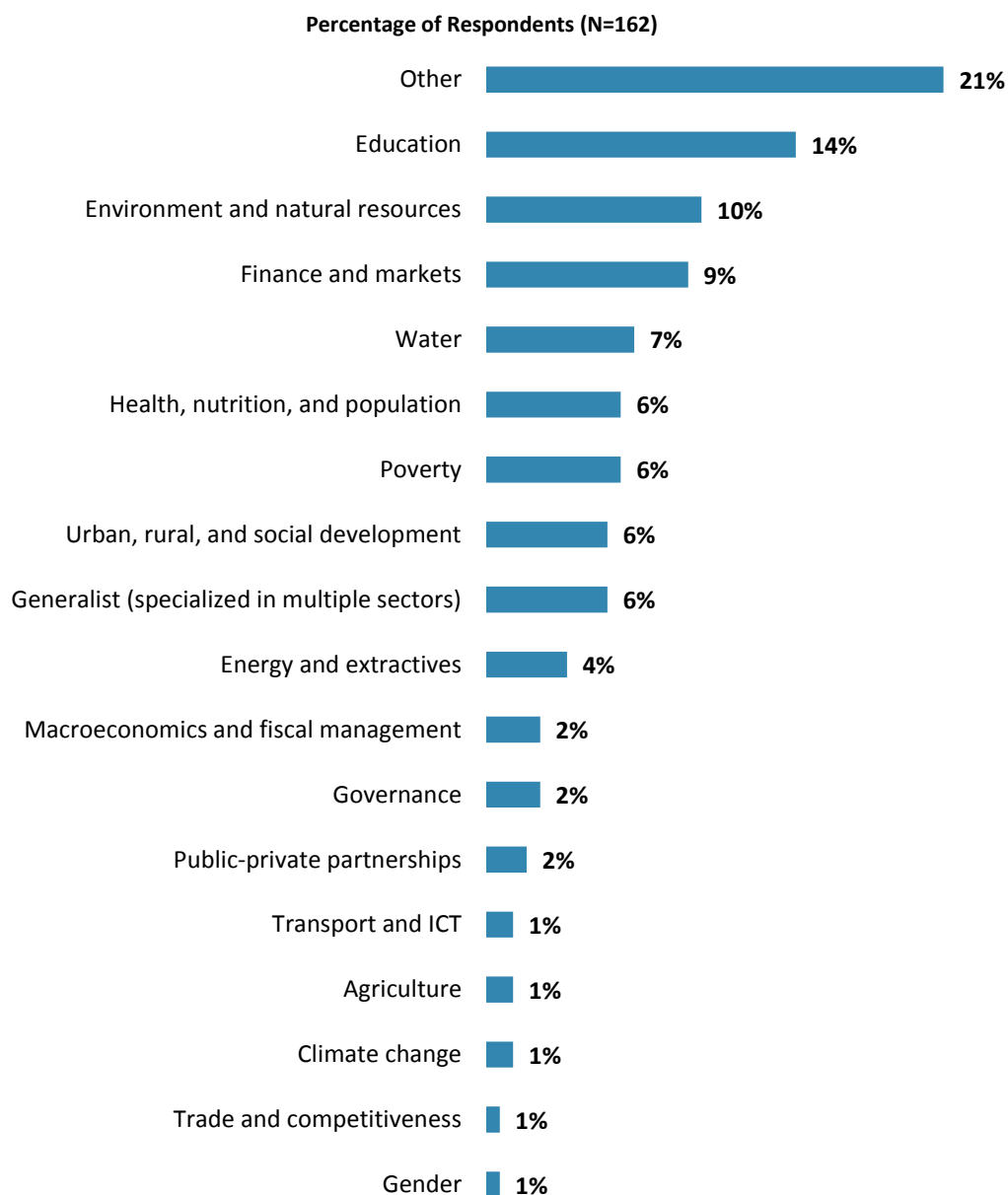


“Which of the following best describes your current position?” (Respondents chose from a list.)



III. Demographics of the Sample (continued)

Area of Primary Specialization



“Please identify the primary specialization of your work.” (Respondents chose from a list.)

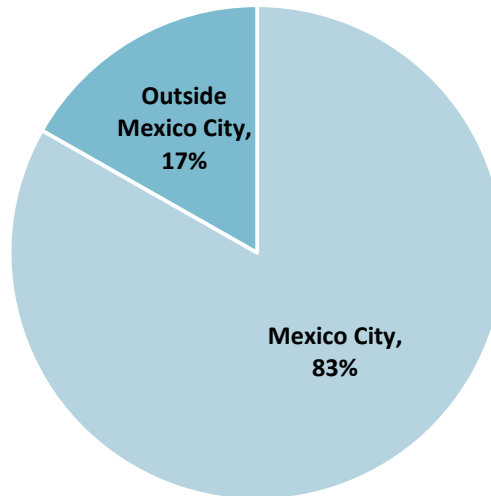


III. Demographics of the Sample (continued)

Geographic locations

- **Note:** For comparisons between geographic locations, please see appendix C (page 77).

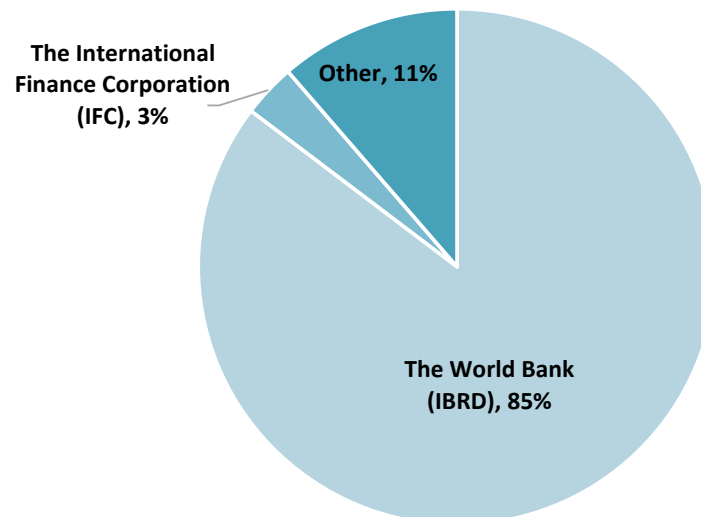
Percentage of Respondents (N=161)



"Which best represents your geographic location?"
(Respondents chose from a list.)

Exposure to Agencies within the World Bank Group

Percentage of Respondents (N=150)



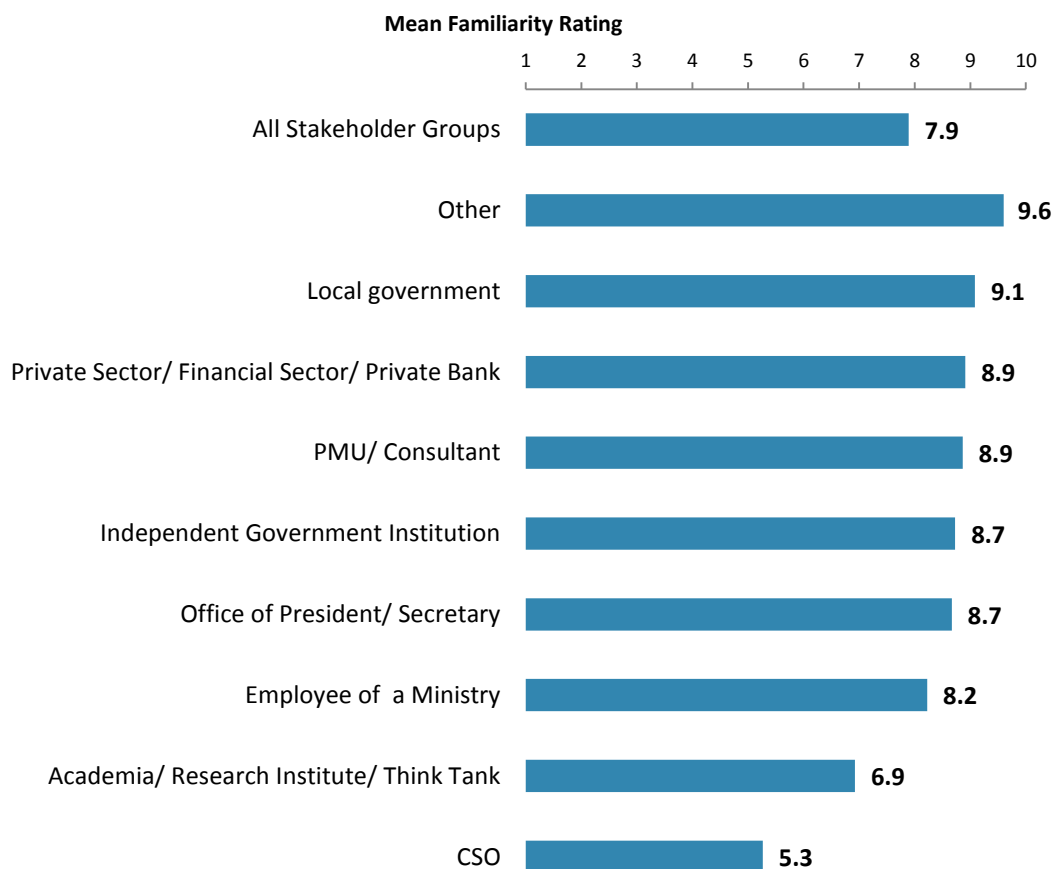
"Which of the following agencies of the World Bank Group do you primarily engage with in Mexico?" (Respondents chose from a list.)
(Note: percentages may not total 100 due to rounding)



III. Demographics of the Sample (continued)

Familiarity with the World Bank Group

- **Year comparison:** Respondents in this year's country survey and the FY'14 country survey had statistically similar levels of familiarity with the WBG (weighted mean in FY'16 = 7.9; weighted mean in FY'14 = 7.6)¹.
- In this year's survey, respondents from CSOs and academia were significantly less familiar with the WBG than other stakeholder groups.
- Respondents' levels of familiarity with the WBG were significantly, strongly correlated with their ratings of the WBG's overall effectiveness in Mexico, and the extent to which the WBG plays a relevant role in development in Mexico, and significantly, moderately correlated with the extent to which the WBG helps to achieve development results in the country.



"How familiar are you with the work of the World Bank Group in Mexico?"
(1 - "Not familiar at all", 10 - "Extremely familiar")

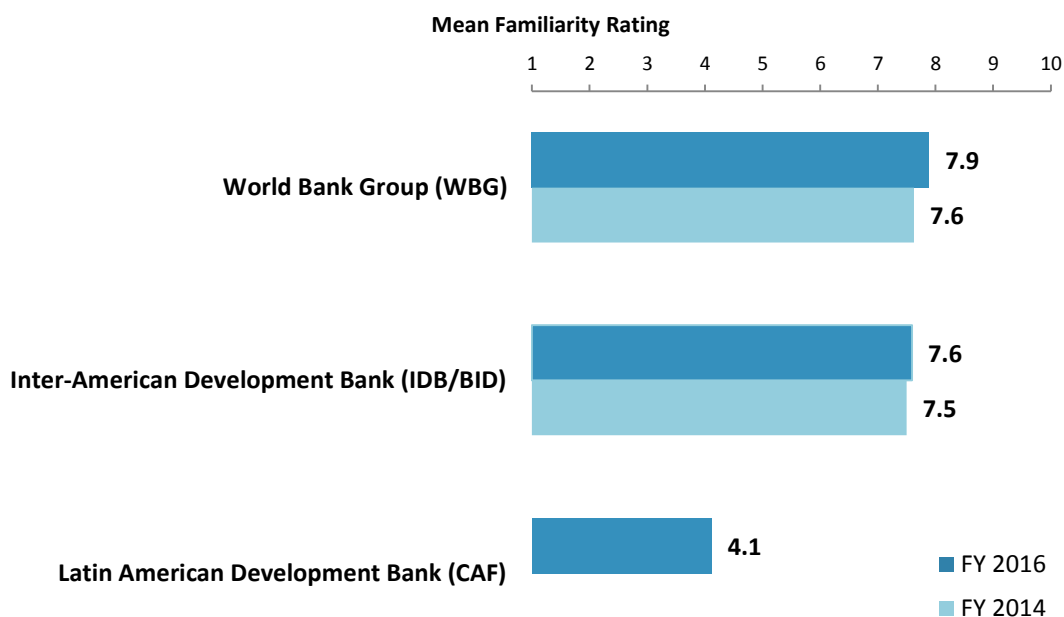
¹ Please refer to Appendix E (page 86) for more details on weighting. The means in the chart were calculated based on un-weighted data.



III. Demographics of the Sample (continued)

Familiarity with the World Bank Group and Other Development Banks

- **Year comparison:** Stakeholders in both FY'14 and FY'16 have statistically similar levels of familiarity with the World Bank Group and the Inter-American Development Bank.
- This year's stakeholders in Mexico were significantly more familiar with the WBG than the Latin American Development Bank and the Inter-American Development Bank.



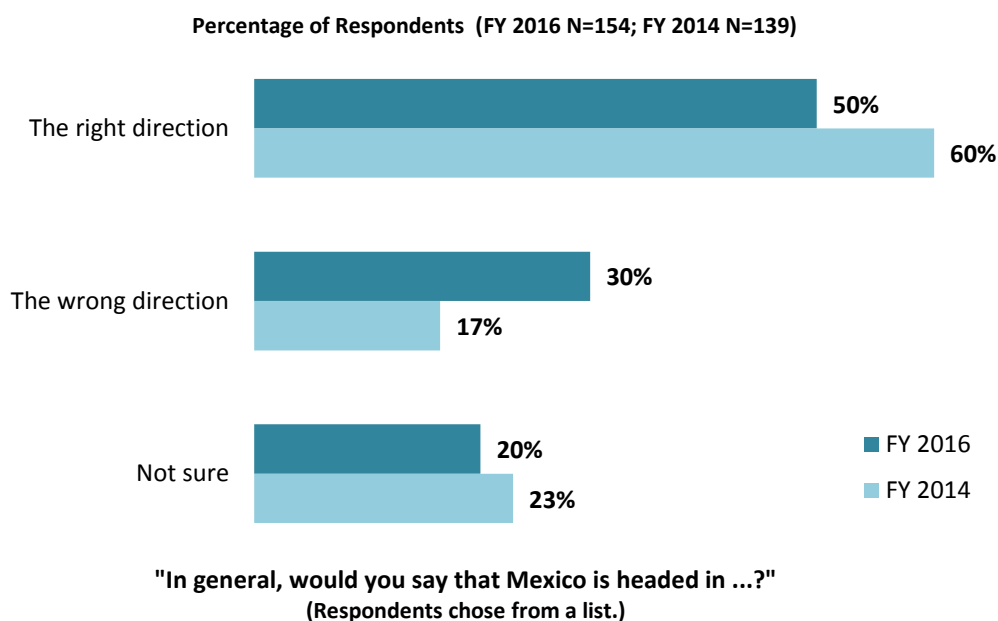
"How familiar are you with the work of these organizations in Mexico?"
(1 - "Not familiar at all", 10 - "Extremely familiar")



IV. General Issues Facing Mexico

Headed in the Right Direction²

- **Year comparison:** This year's respondents were significantly less likely to say that Mexico is headed in the right direction compared to respondents in the FY14 Country Survey.



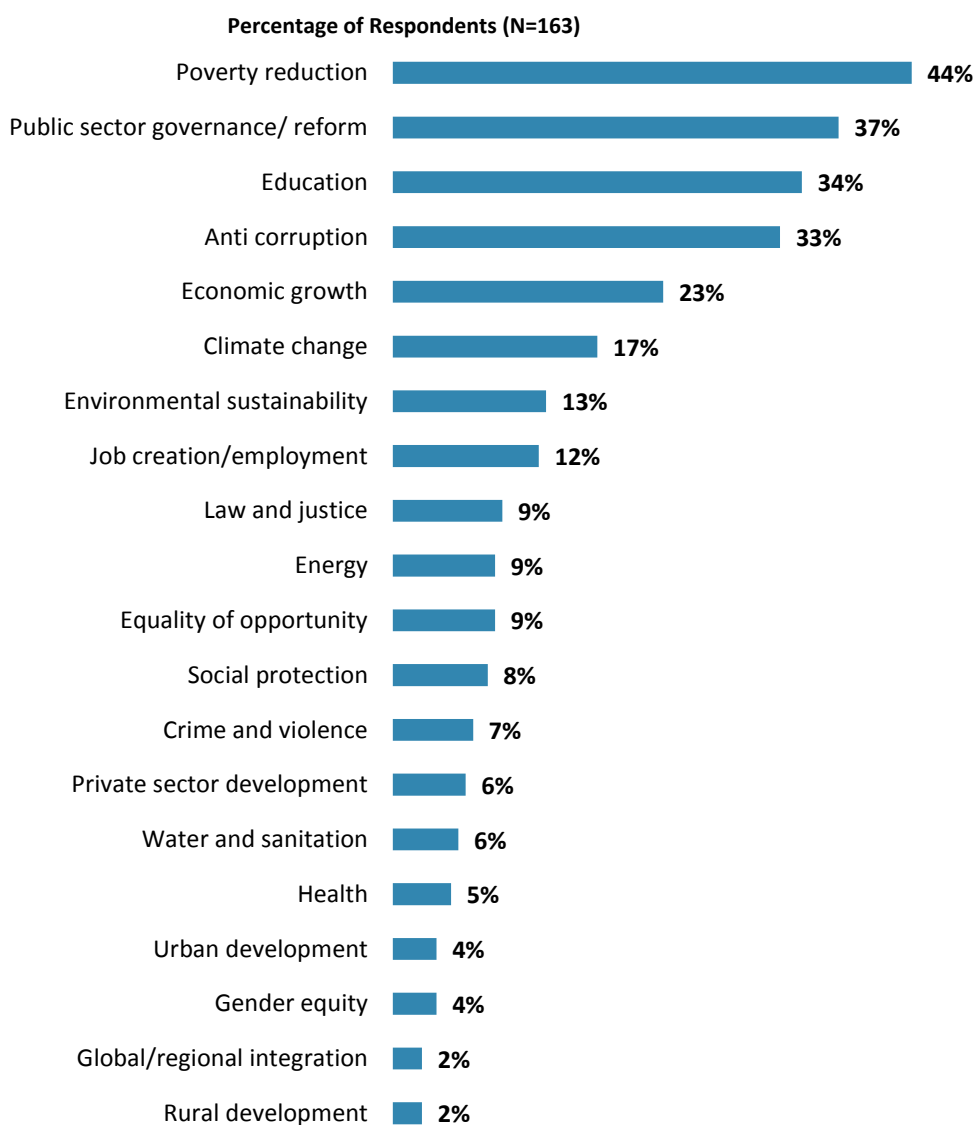
²All percentages presented in the chart were calculated based on weighted data from FY 2016 and FY 2014 country surveys. Please refer to Appendix E for more details on weighting.



IV. General Issues Facing Mexico (continued)

Development Priority

- **Year comparison:** Respondents in the previous FY'14 Country Survey indicated that the most important development priorities in Mexico were “*access and quality of education*” (52%), “*reducing crime and violence*” (36%), and “*upgrading infrastructure projects*” (31%).



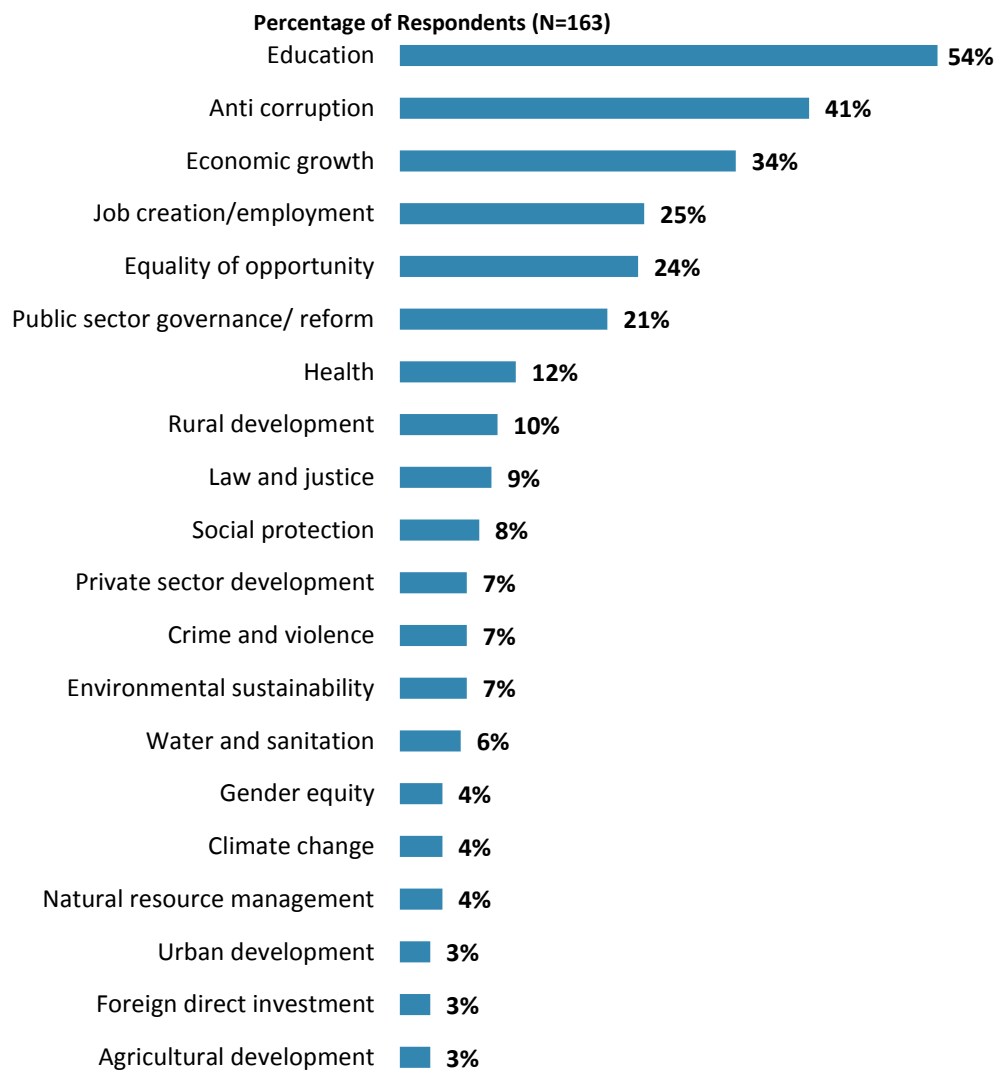
"Listed below are a number of development priorities in Mexico. Please identify which of the following you consider the most important development priorities in Mexico. (Choose no more than THREE)"
(Respondents chose from a list. Responses combined. Top 20 of 30 response options shown.)



IV. General Issues Facing Mexico (continued)

What Would Contribute Most to Reducing Poverty

- **Year comparison:** In the previous FY'14 Country Survey, respondents indicated that the greatest contributors to poverty reduction in Mexico were “*access and quality of education*” (77%) and “*increased skilled labor market participation*” (39%).



"The World Bank Group has committed itself to two goals: ending extreme poverty by 2030 and boosting shared prosperity. Poverty reduction is a broad term that encompasses work in many different areas. Which THREE areas of development listed below do you believe would contribute most to reducing poverty in Mexico? (Choose no more than THREE)"

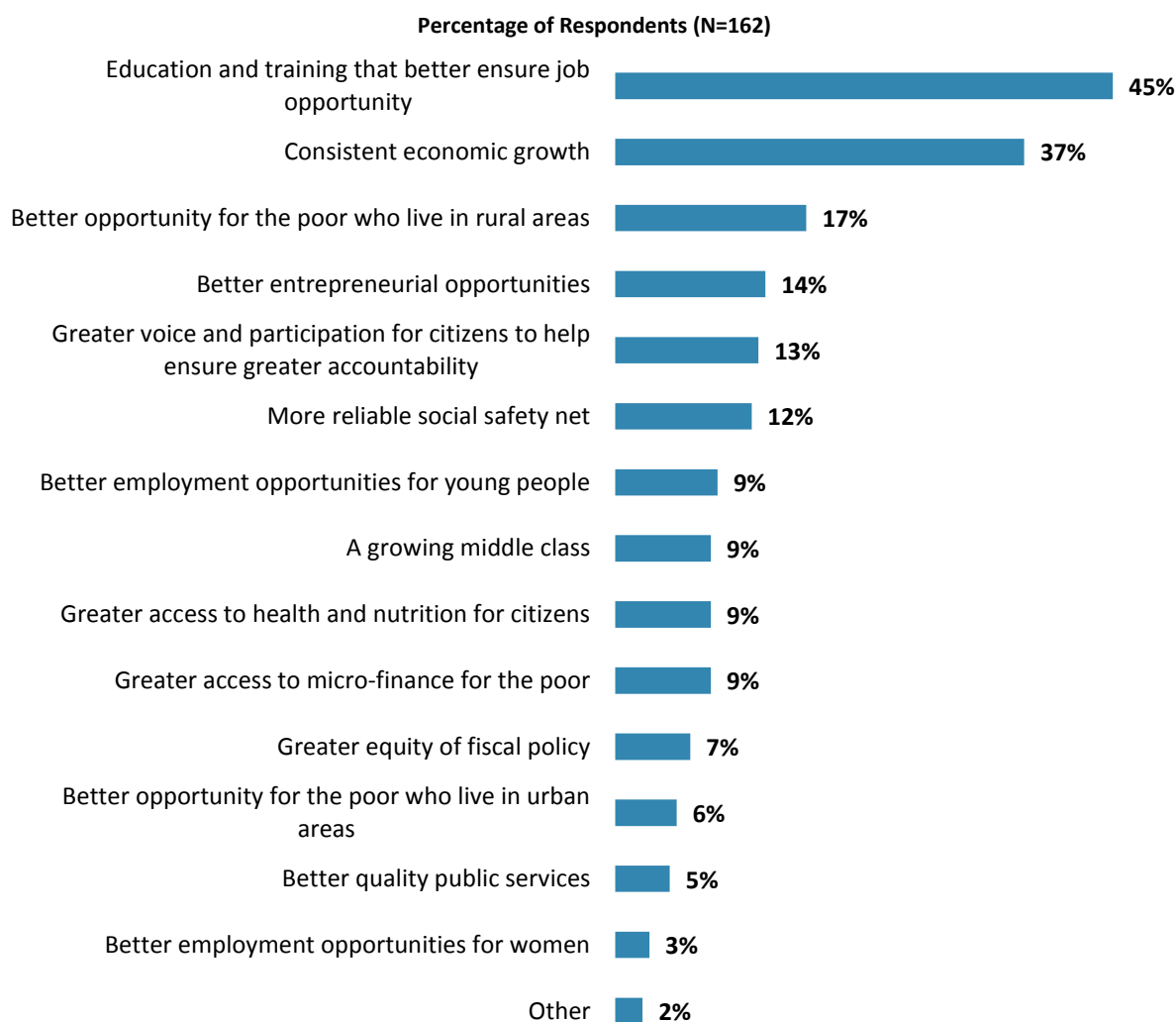
(Respondents chose from a list. Responses combined. Top 20 of 29 response options shown.)



IV. General Issues Facing Mexico (continued)

Factors Contributing to “Shared Prosperity”

- **Year comparison:** In the previous FY’14 Country Survey, respondents indicated that “*education and training that better ensure job opportunity*” (40%) and “*sustainable economic growth*” (31%) would best help achieve shared prosperity in Mexico.



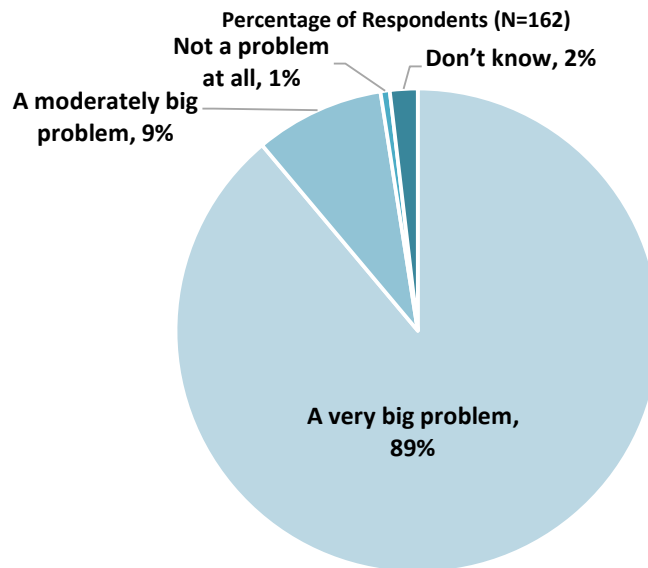
"The World Bank Group's "Shared Prosperity" goal captures two key elements, economic growth and equity. It will seek to foster income growth among the bottom 40 percent of a country's population. Improvement in the Shared Prosperity Indicator requires growth and well-being of the less well-off. When thinking about the idea of "shared prosperity" in your country, which of the following TWO best illustrate how this would be achieved in Mexico? (Choose no more than TWO)"

(Respondents chose from a list. Responses combined.)



IV. General Issues Facing Mexico (continued)

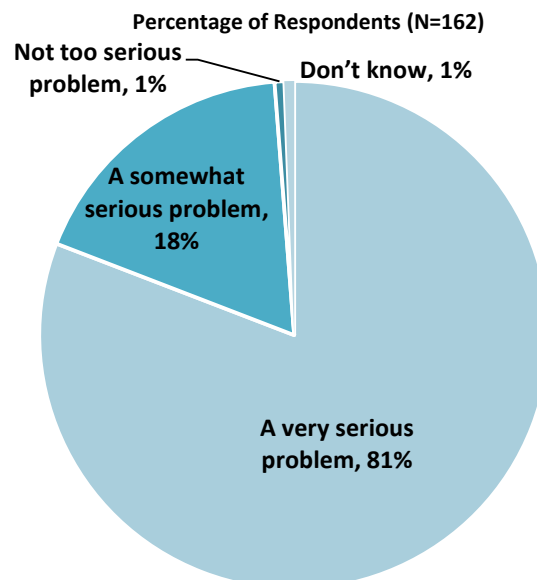
Gap between the Rich and the Poor



"Do you think the gap between the rich and the poor is a very big problem, a moderately big problem, a small problem or not a problem at all in Mexico?" (Respondents chose from a list.)

(Note: percentages may not total 100 due to rounding. No respondents think that the gap between the rich and the poor is "a small problem.")

Climate Change



"In your view, is global climate change a very serious problem, somewhat serious, not too serious, or not a problem?" (Respondents chose from a list.) (Note: percentages may not total 100 due to rounding. No respondents think that climate change is "not a problem.")



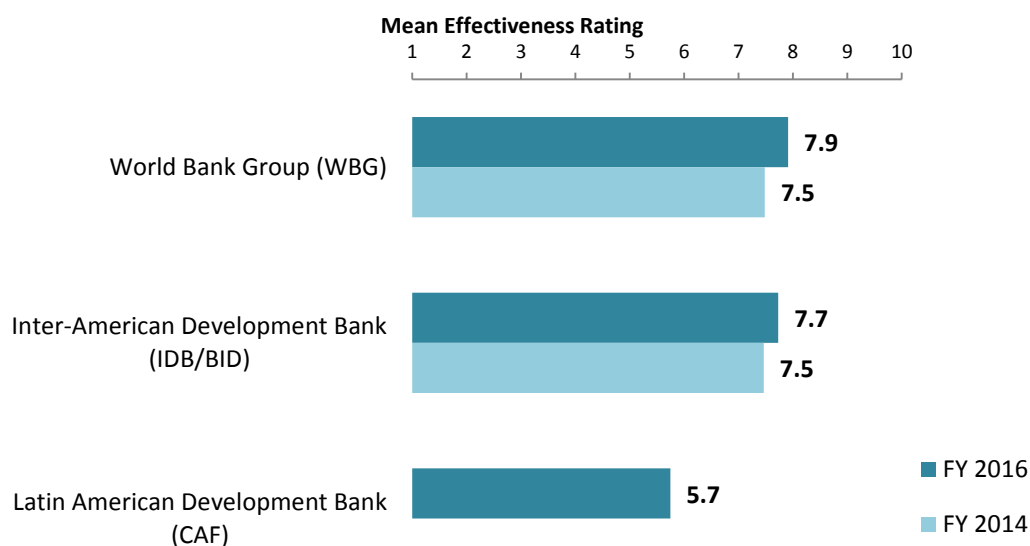
V. Overall Attitudes toward the World Bank Group

As noted in the "Methodology" section, the indicator questions referred to throughout the survey report are questions that are asked in every country that engages in the Country Opinion Survey. These will be aggregated for the World Bank Group's annual Corporate Scorecard.

The Effectiveness of the World Bank Group and Other Development Banks³

(Indicator Question)

- **Year comparison:** Respondents in the FY'14 and FY'16 Country Surveys gave statistically similar ratings for the effectiveness of the WBG and the IDB.
- In FY16, stakeholders gave significantly higher ratings for the WBG's effectiveness than the effectiveness of the Latin American Development Bank, and statistically similar ratings for the effectiveness of the Inter-American Development Bank.



"Overall, please rate your impression of the World Bank Group's effectiveness in Mexico."

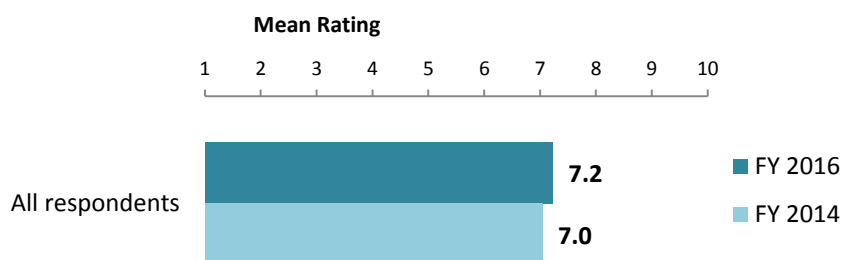
(1 - "Not effective at all", 10 - "Very effective")

³ Means in the chart were calculated based on weighted data.



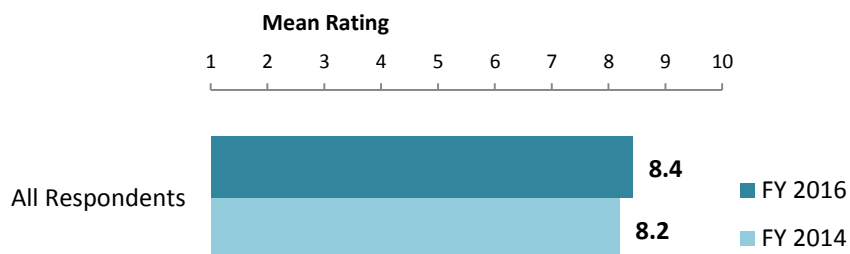
V. Overall Attitudes toward the World Bank Group (continued)

Achieving Development Results *(Indicator Question)⁴*



"To what extent does the World Bank Group's work help to achieve development results in Mexico?" (1-"To no degree at all", 10-"To a very significant degree")

WBG Staff Preparedness



"To what extent do you believe the World Bank Group's staff is well prepared (e.g., skills and knowledge) to help Mexico solve its most complicated development challenges?" (1-"To no degree at all", 10-"To a very significant degree")

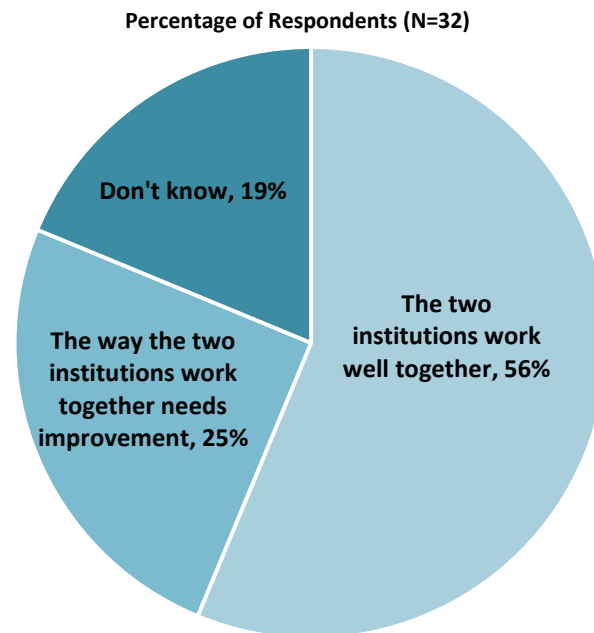
⁴ All means presented in this page were calculated based on weighted data from FY'16 and FY'14.



V. Overall Attitudes toward the World Bank Group (continued)

The World Bank and the IFC Working Together

- Only those stakeholders who responded “Yes” to the question “*Do your projects involve both the World Bank and the IFC?*” provided their views on the working relationship between the World Bank and the IFC.



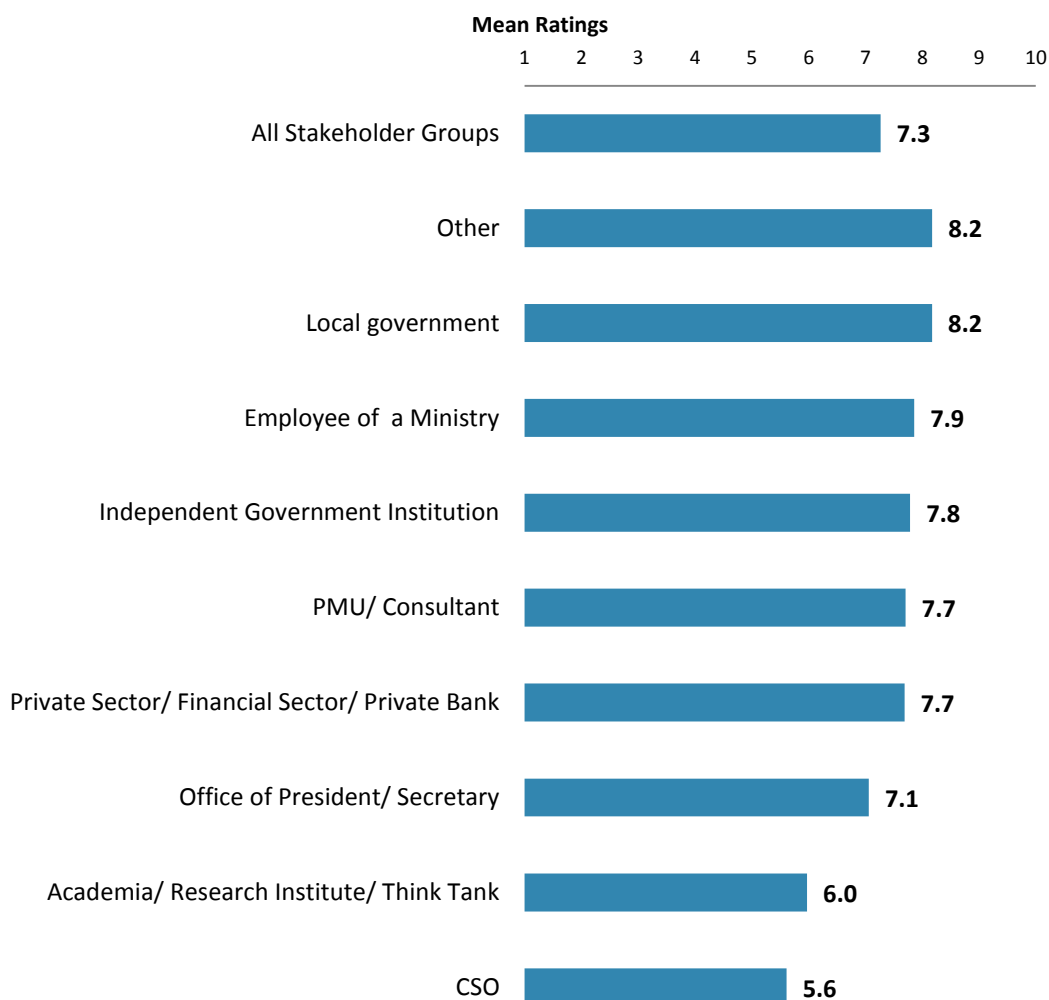
“If your projects involved both the World Bank and the IFC, what was your view on the two institutions working together in Mexico?” (Respondents chose from a list.)
(Note: No respondents believe that “the two institutions do not work well together.”)



V. Overall Attitudes toward the World Bank Group (continued)

Overall Ratings for Indicator Questions by Stakeholder Groups⁵

- **Stakeholder groups:** respondents from CSO and academia/research institutes/think tanks gave statistically lower overall ratings for the indicator questions than other stakeholder groups.
- **Collaboration:** respondents who collaborate with the WBG had significantly higher overall ratings for the twenty six indicator questions than respondents who do not collaborate with the WBG (means =8.0 and 6.6 respectively).



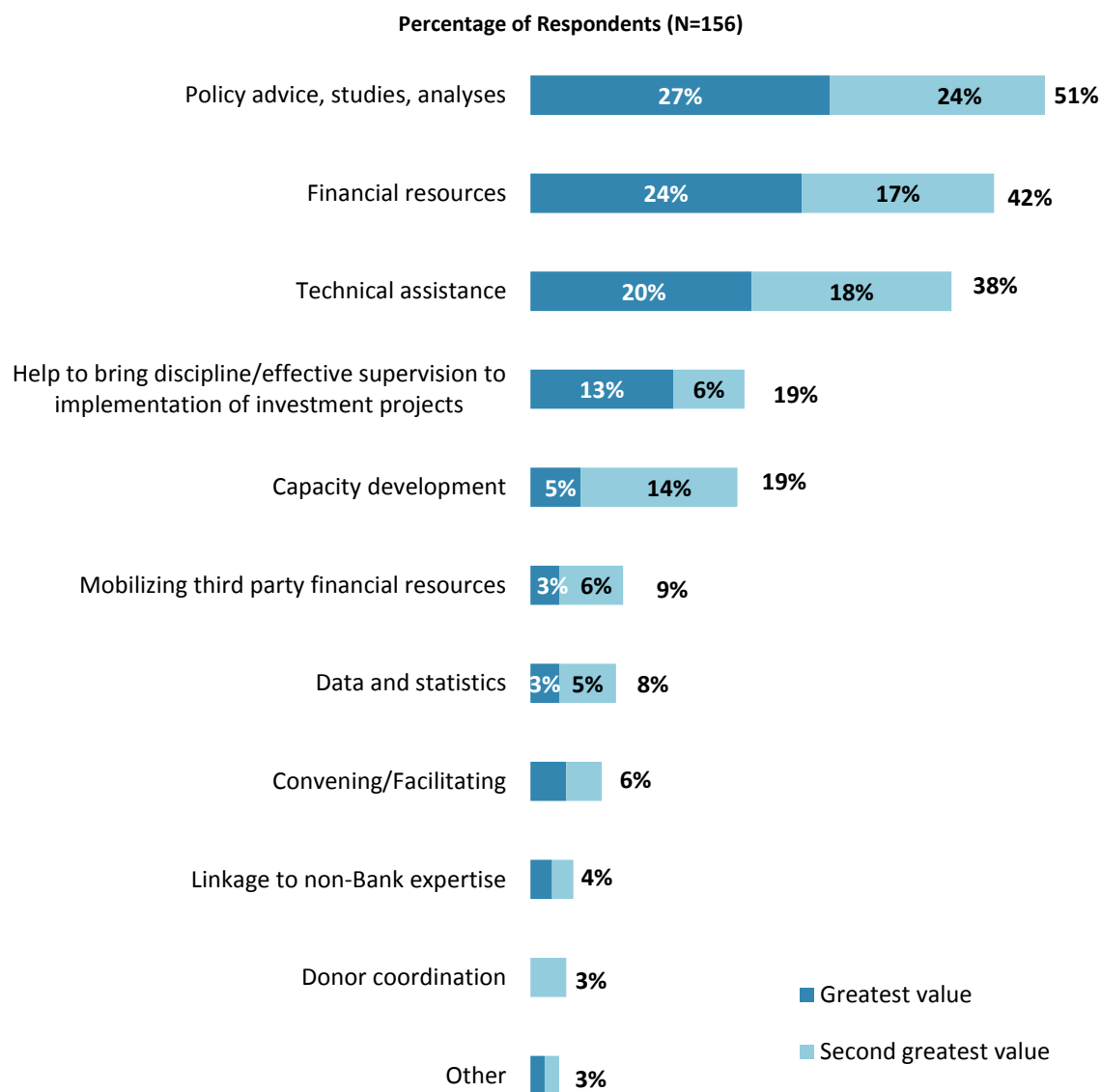
Mean Ratings for All Indicator Questions by Stakeholder Groups on a Scale from 1 to 10

⁵ Responses to all twenty six indicator questions by stakeholder levels of collaboration with the WBG can be found in Appendix F (page 92).



V. Overall Attitudes toward the World Bank Group (continued)

Greatest Value

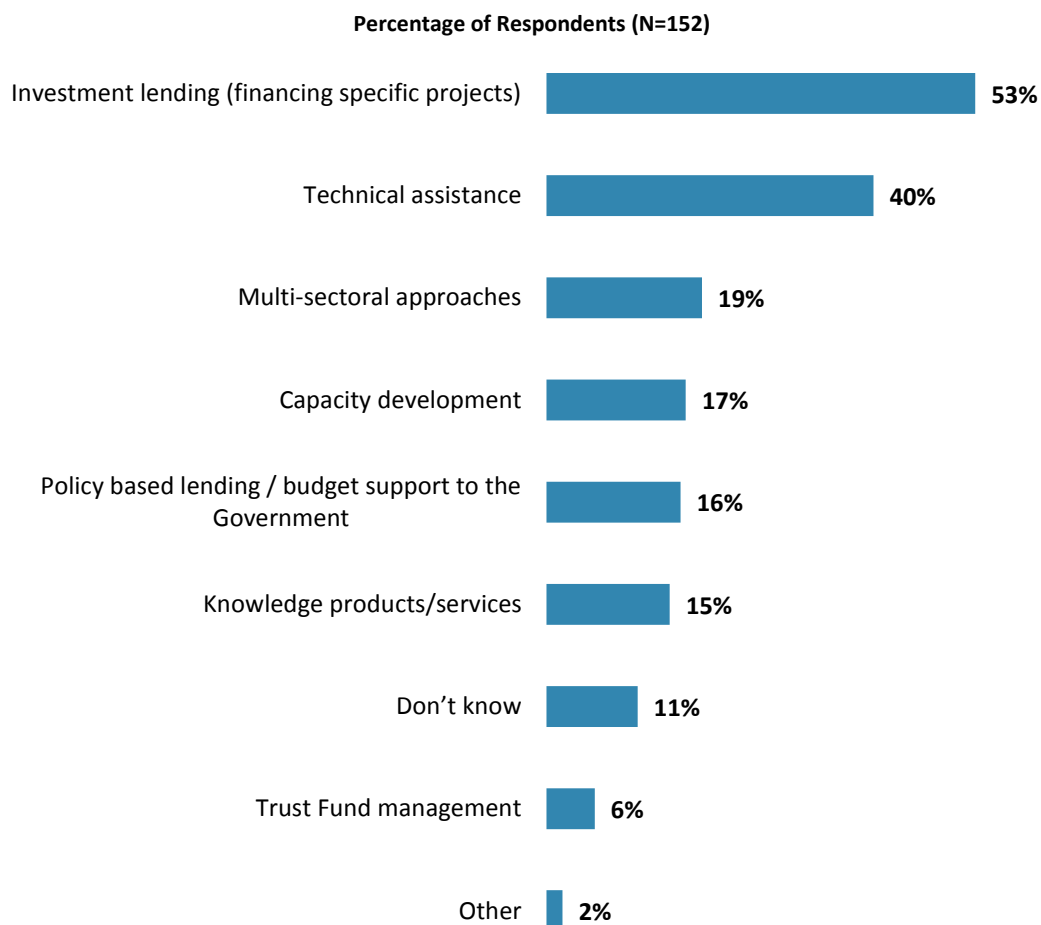


"When thinking about the World Bank Group's role, which activity do you believe is of greatest VALUE and which activity is of second greatest value in Mexico?"
(Respondents chose from a list.)



V. Overall Attitudes toward the World Bank Group (continued)

Most Effective Instruments in Reducing Poverty



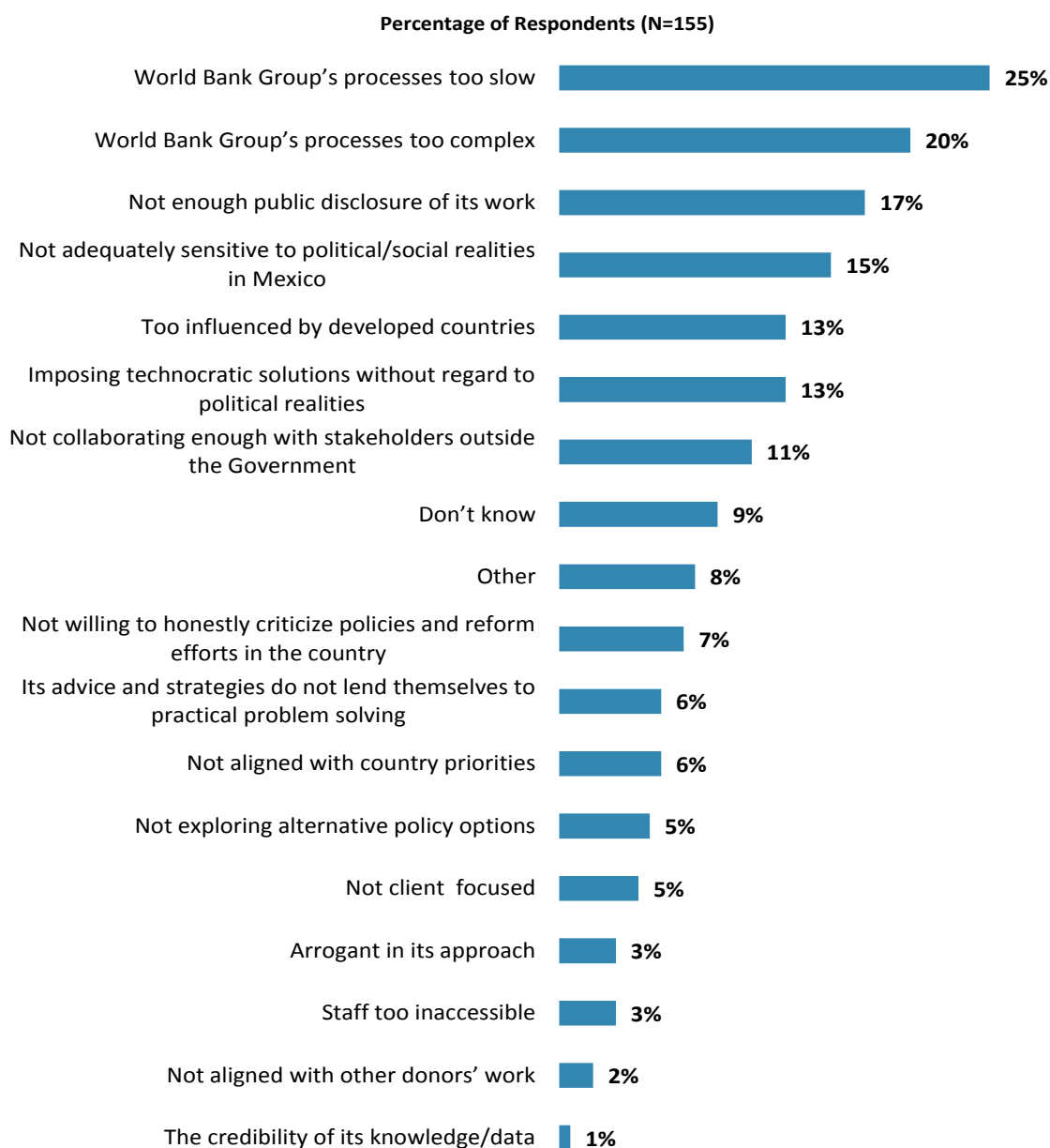
“Which World Bank Group's instruments do you believe are the MOST effective in reducing poverty in Mexico? (Choose no more than TWO)”
(Respondents chose from a list. Responses combined.)



V. Overall Attitudes toward the World Bank Group (continued)

Greatest Weakness

- **Year comparison:** Respondents in the previous FY'14 Country Survey indicated that the World Bank's greatest weaknesses in its work in Mexico were "*not enough public disclosure of its work*" (34%) and "*the WBG processes being too slow and complex*" (31%).

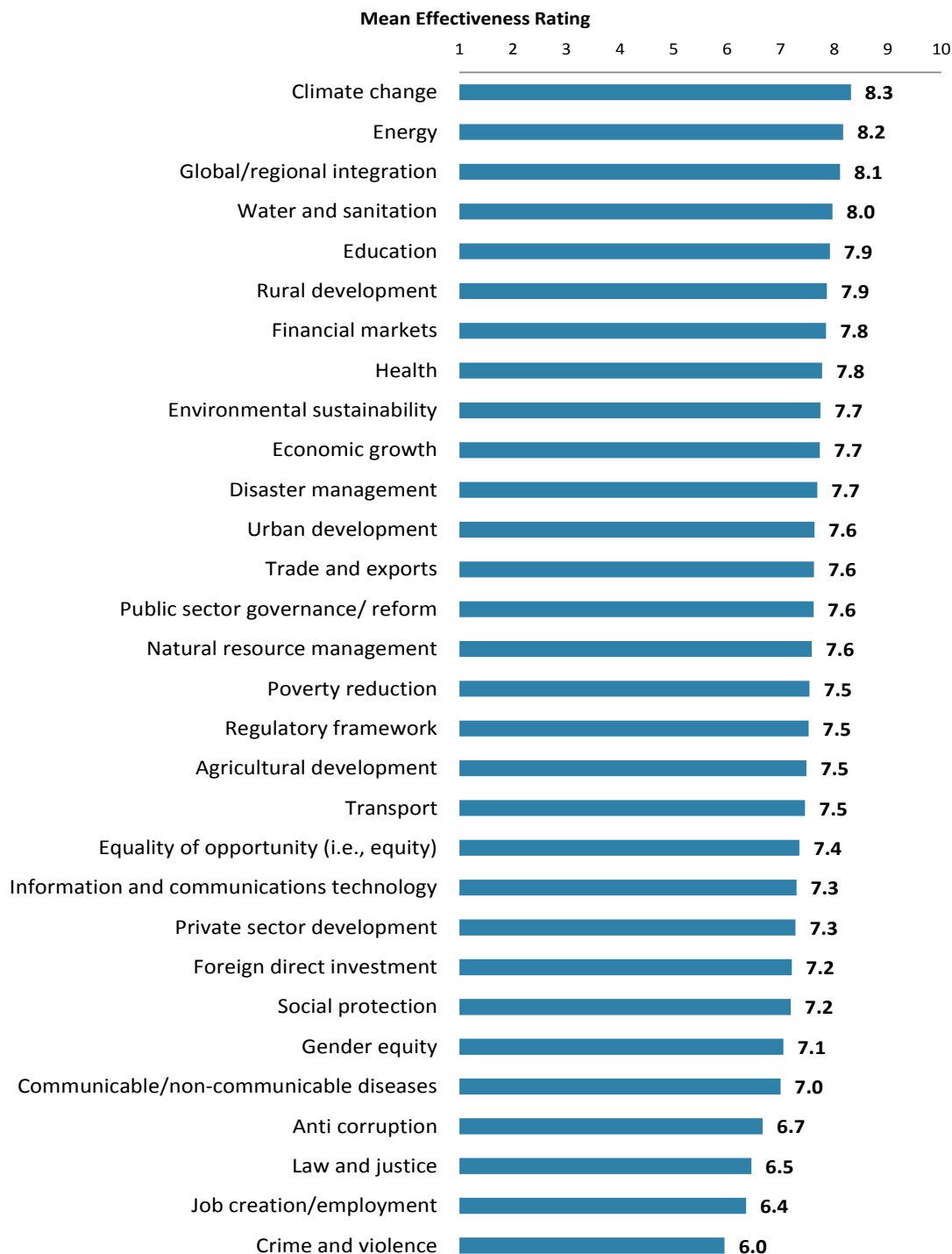


"Which of the following do you identify as the World Bank Group's greatest WEAKNESSES in its work in Mexico? (Choose no more than TWO)" (Respondents chose from a list. Responses combined.)



VI. Sectoral Effectiveness

Effectiveness of WBG's Support in Sectoral Areas:

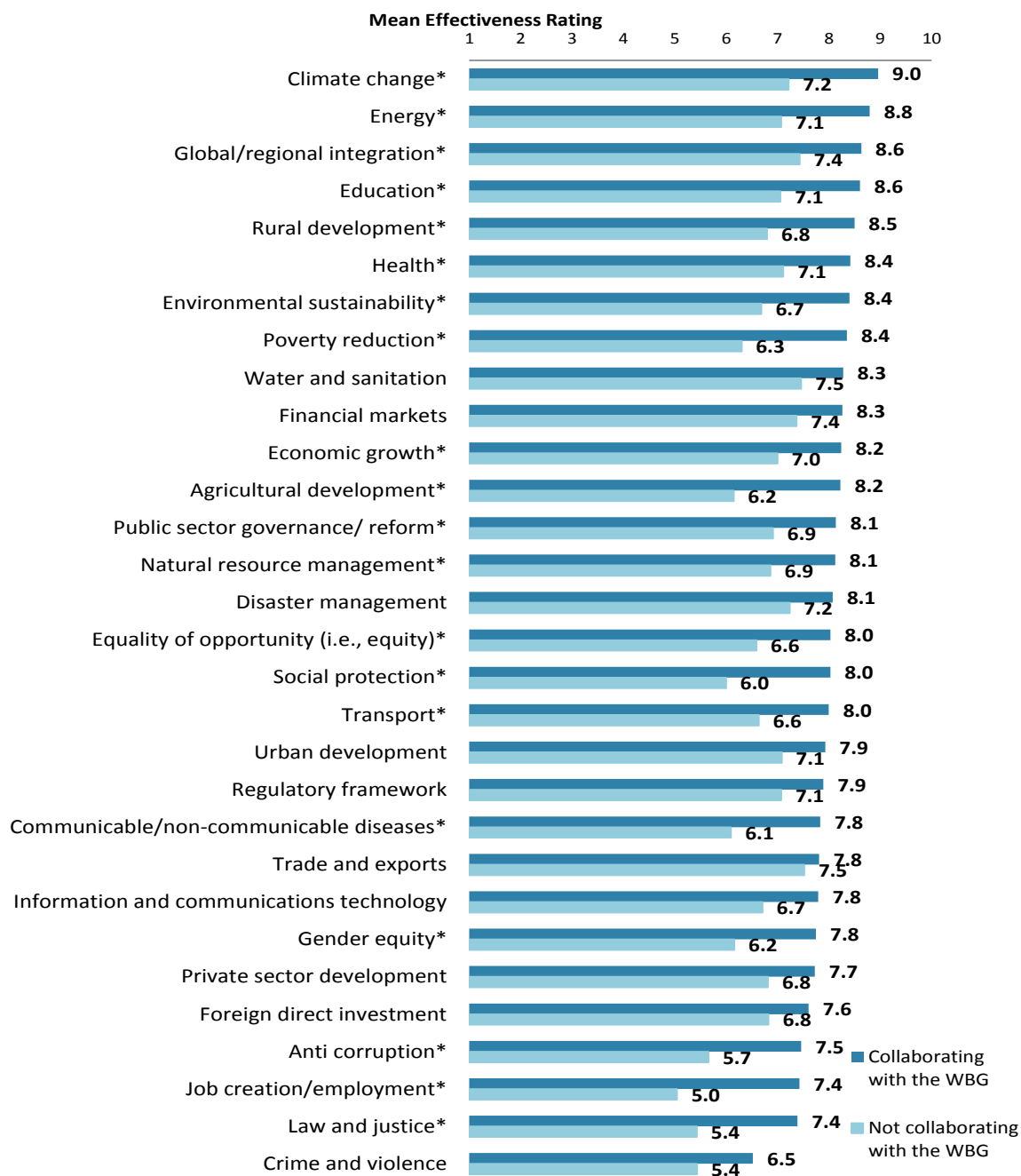


"How EFFECTIVE do you believe the World Bank Group is in terms of the work it does in the following areas of development in Mexico?" (1-"Not effective at all", 10-"Very effective")



VI. Sectoral Effectiveness (continued)

Effectiveness of WBG's Support in Sectoral Areas: Collaboration⁶



"How EFFECTIVE do you believe the World Bank Group is in terms of the work it does in the following areas of development in Mexico" (1-"Not effective at all", 10-"Very effective")
 (*Significantly different between collaborators and non-collaborators with the WBG)

⁶ Note in the Appendix on the sectoral effectiveness (Appendix A, page 43) that primarily informed stakeholders responded to this question. Respondents were given the option of "don't know" if they did not have exposure to the WBG's work in certain development areas.



VI. Sectoral Effectiveness (continued)

Drivers of Effectiveness

To determine the key drivers of respondents' ratings of the World Bank Group's overall effectiveness and ratings of its ability to help achieve development results in Mexico, bivariate correlational analyses were conducted using respondents' ratings of the thirty specific areas of effectiveness.


Correlational analyses, however, are not able to tell us exactly what is causing respondents' ratings of the World Bank Group's overall effectiveness or ratings of its ability to help achieve development results. Rather, these analyses tell us that as ratings of effectiveness in one area increase, respondents' ratings of the WBG's overall effectiveness increase, or as ratings of effectiveness in one area increase, ratings of the WBG's ability to help achieve development results increase. Thus, it can be inferred that respondents' perceptions of effectiveness in one specific area are related to, or drive, respondents' perceptions of the WBG's overall effectiveness or perceptions of the WBG's ability to help achieve development results.

- Overall Effectiveness: Those specific areas with the highest Pearson Product-Moment correlations were determined to be the most closely related to perceptions of the WBG's overall effectiveness, suggesting that ratings of effectiveness in those specific areas are drivers of perceptions of the WBG's overall effectiveness in Mexico. The areas determined to be key drivers from these analyses were:
 - The WBG's effectiveness at education;
 - The WBG's effectiveness at health; and
 - The WBG's effectiveness at energy.
- Achieving Development Results: Those specific areas with the highest Pearson Product-Moment correlations were determined to be the most closely related to perceptions of the WBG's ability to help achieve development results in Mexico, suggesting that ratings of effectiveness in those specific areas are drivers of perceptions of the WBG's ability to help achieve development results. The areas determined to be key drivers from these analyses were:
 - The WBG's effectiveness at education;
 - The WBG's effectiveness at rural development; and
 - The WBG's effectiveness at health.



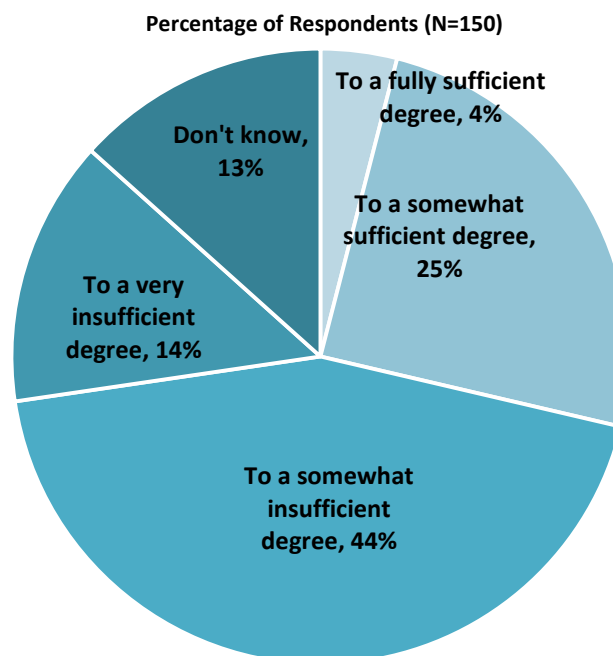
VI. Sectoral Effectiveness (continued)

The WBG Promoting Private Public Partnerships



"To what extent do you believe that the World Bank Group's work helps to find solutions that promote private public partnerships in Mexico?"
(1 - "To no degree at all", 10 - "To a very significant degree")

Helping the Poorest

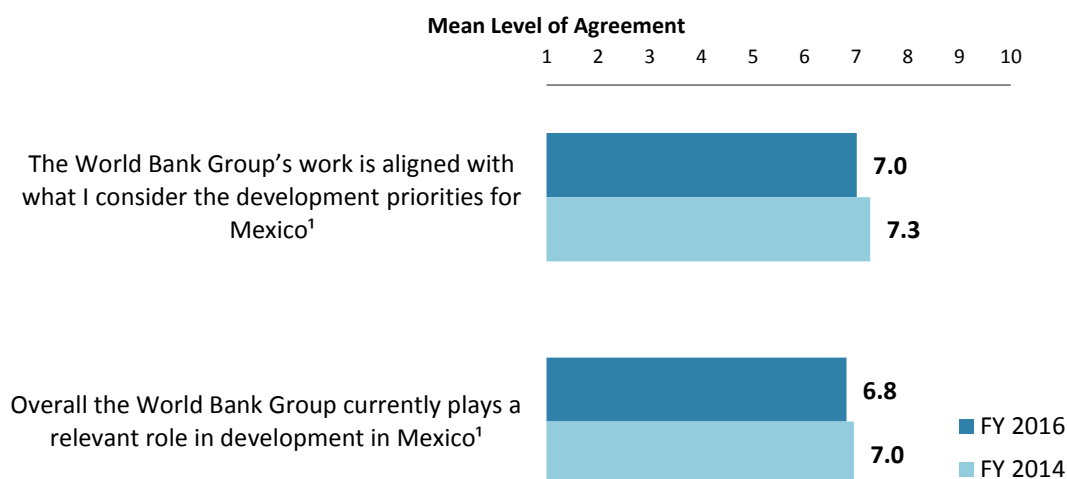


"To what extent do you believe that the World Bank Group's work and support help the poorest in Mexico?" (Respondents chose from a list.)



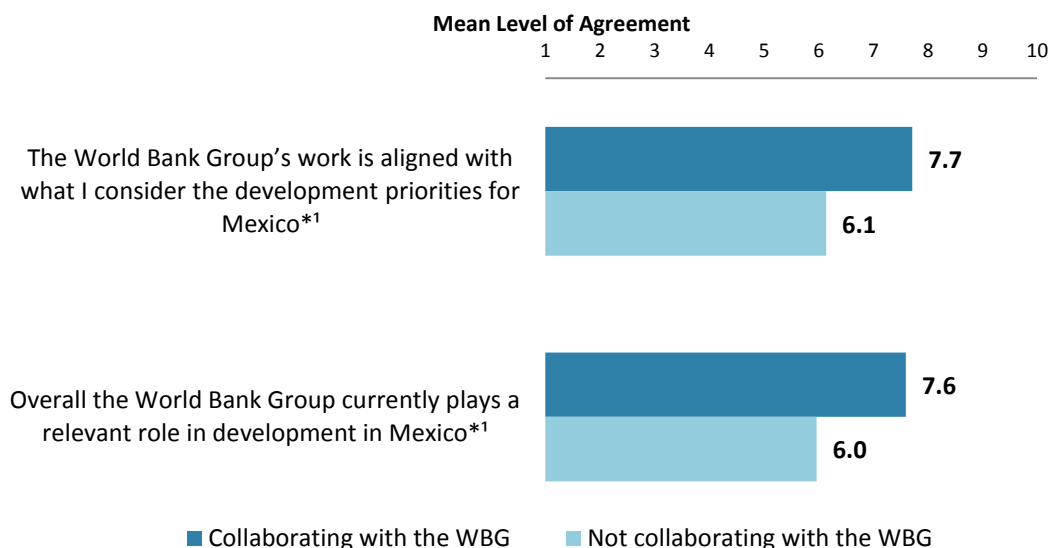
VII. How the World Bank Group Operates

The World Bank Group's Work in Mexico: Year Comparison⁷



"To what extent do you agree with the following statements about the World Bank Group's work in Mexico?" (1-"Strongly disagree", 10-"Strongly agree")
'Indicator Question

The World Bank Group's Work in Mexico: Collaboration



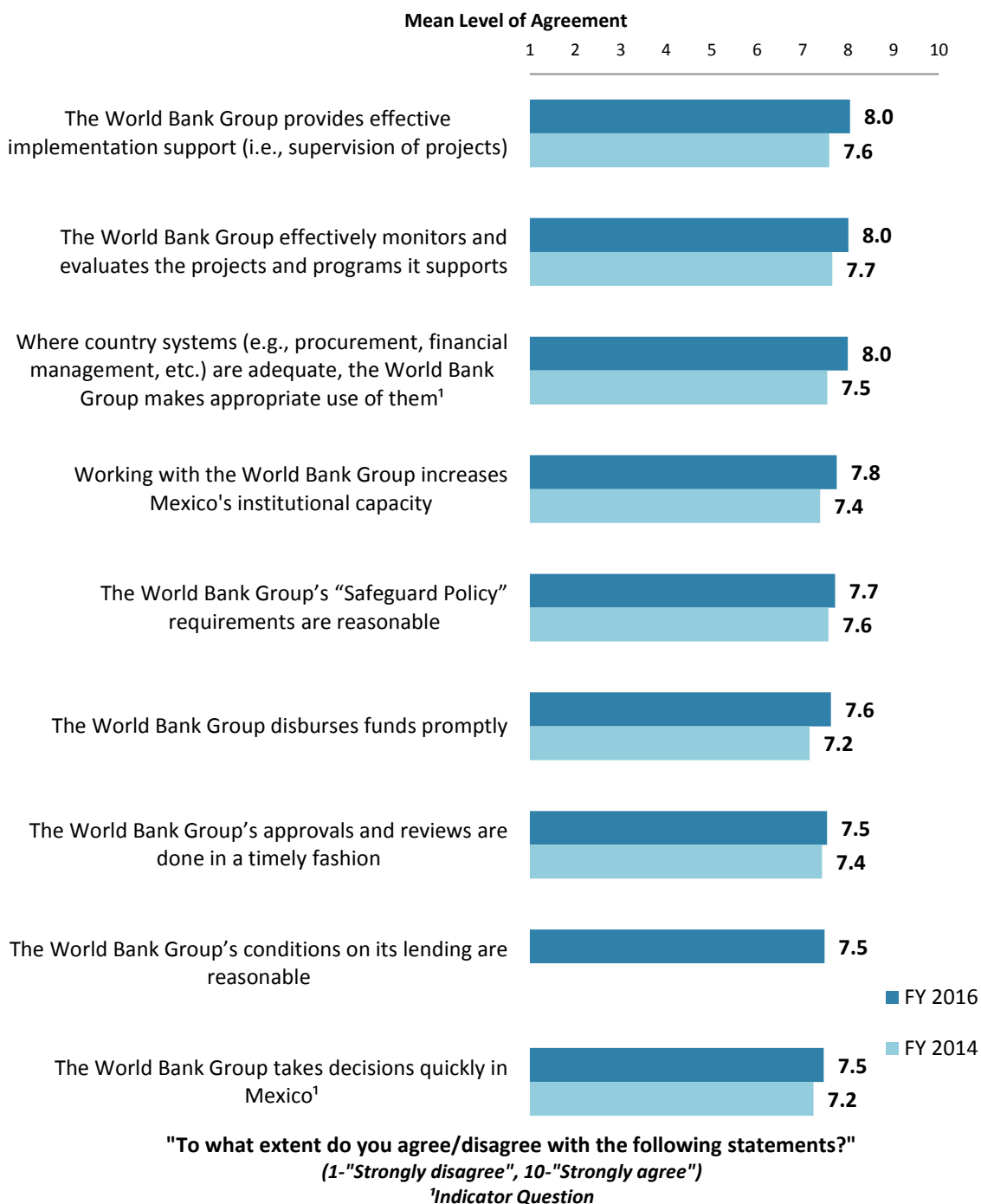
"To what extent do you agree with the following statements about the World Bank Group's work Mexico?" (1-"Strongly disagree", 10-"Strongly agree")
(*Significantly different between collaborators and non-collaborators with the WBG)
'Indicator Question

⁷ Means in the chart were calculated based on weighted data. For more information about weighting, please see Appendix E.



VII. How the World Bank Group Operates (continued)

Overall Perceptions: Year Comparison⁸

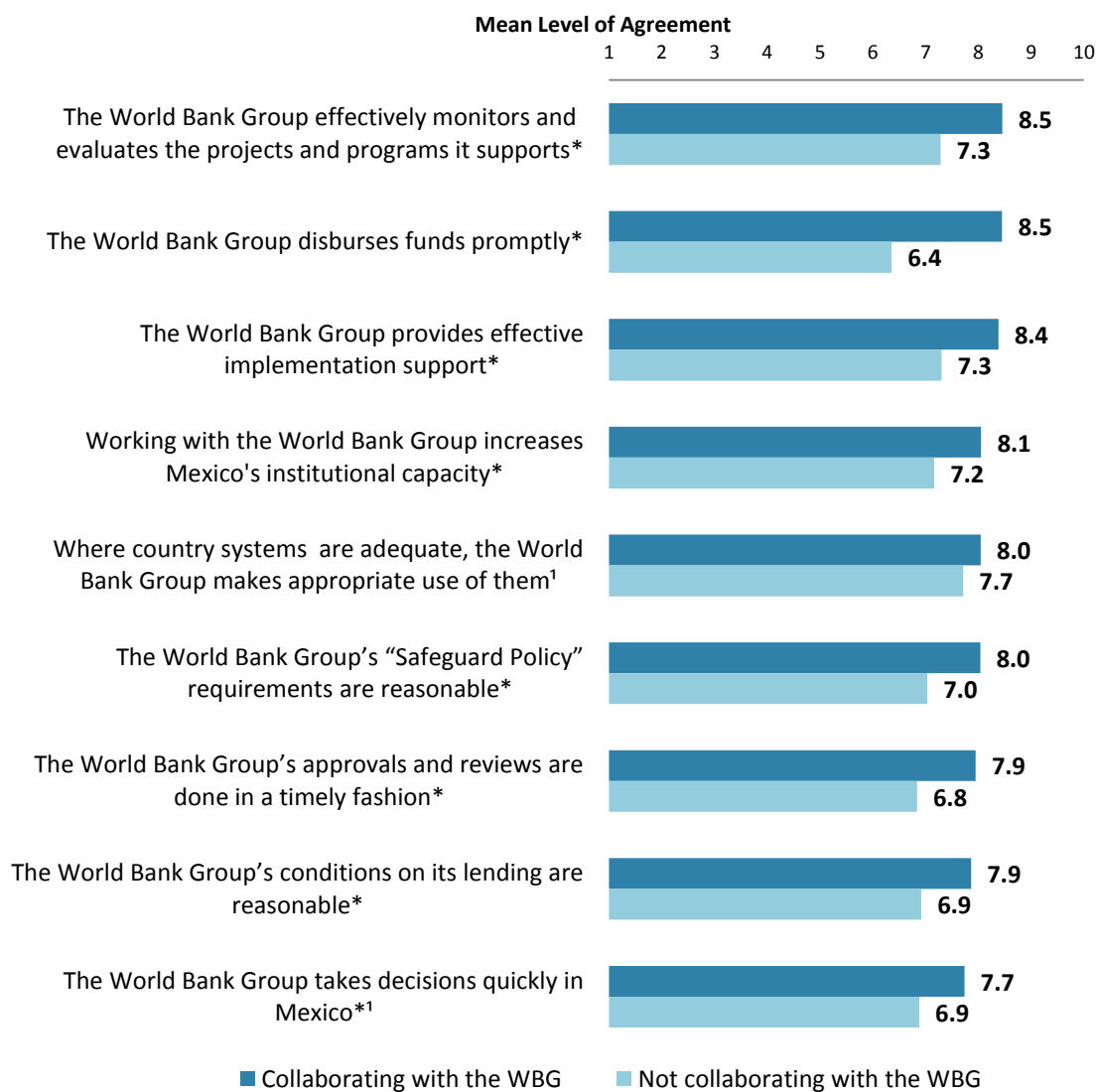


⁸ Means in the chart were calculated based on weighted data.



VII. How the World Bank Group Operates (continued)

Overall Perceptions: Collaboration



"To what extent do you agree/disagree with the following statements?"
(1-"Strongly disagree", 10-"Strongly agree")
(*Significantly different between collaborators and non-collaborators with the WBG)
Indicator Question



VII. How the World Bank Group Operates (continued)

The WBG as an Effective Development Partner: Year Comparison⁹



"To what extent is the World Bank Group an effective development partner in Mexico, in terms of each of the following?" (1-"To no degree at all", 10-"To a very significant degree")

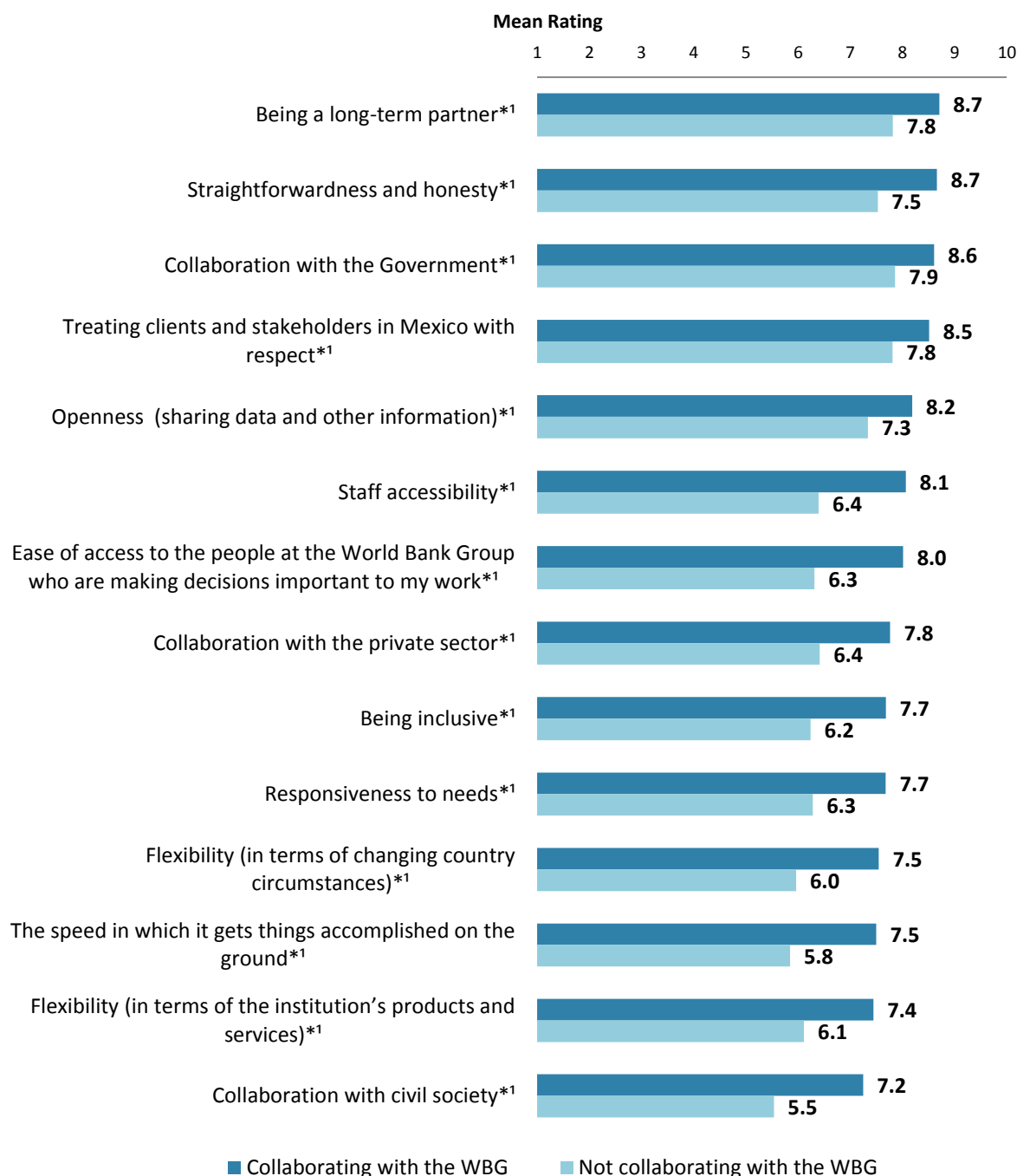
¹Indicator Question

⁹ All means in this chart were calculated based on weighted data.



VII. How the World Bank Group Operates (continued)

The WBG as an Effective Development Partner: Collaboration



"To what extent is the World Bank Group an effective development partner in Mexico, in terms of each of the following?" (1-"To no degree at all", 10-"To a very significant degree")

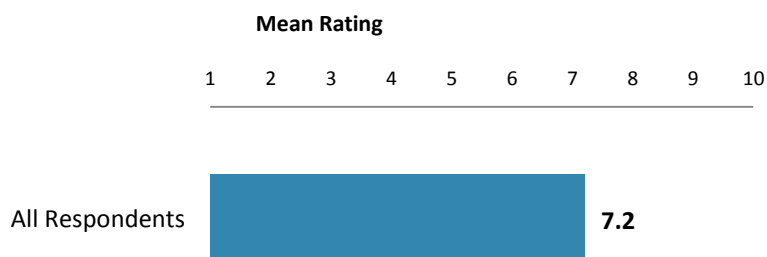
(*Significantly different between collaborators and non-collaborators with the WBG)

¹Indicator Question



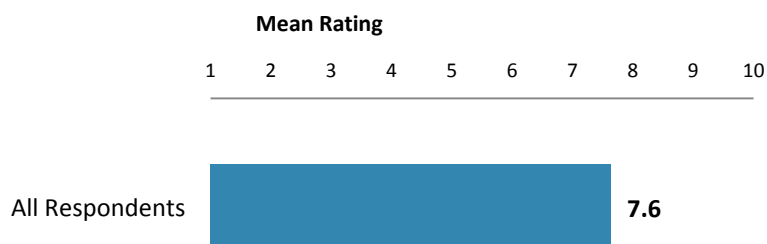
VII. How the World Bank Group Operates (continued)

Internal Measuring and Monitoring



"To what extent do you believe the World Bank Group measures and corrects its work in real time in Mexico?" (1-"To no degree at all", 10-"To a very significant degree")

Reimbursable Advisory Services

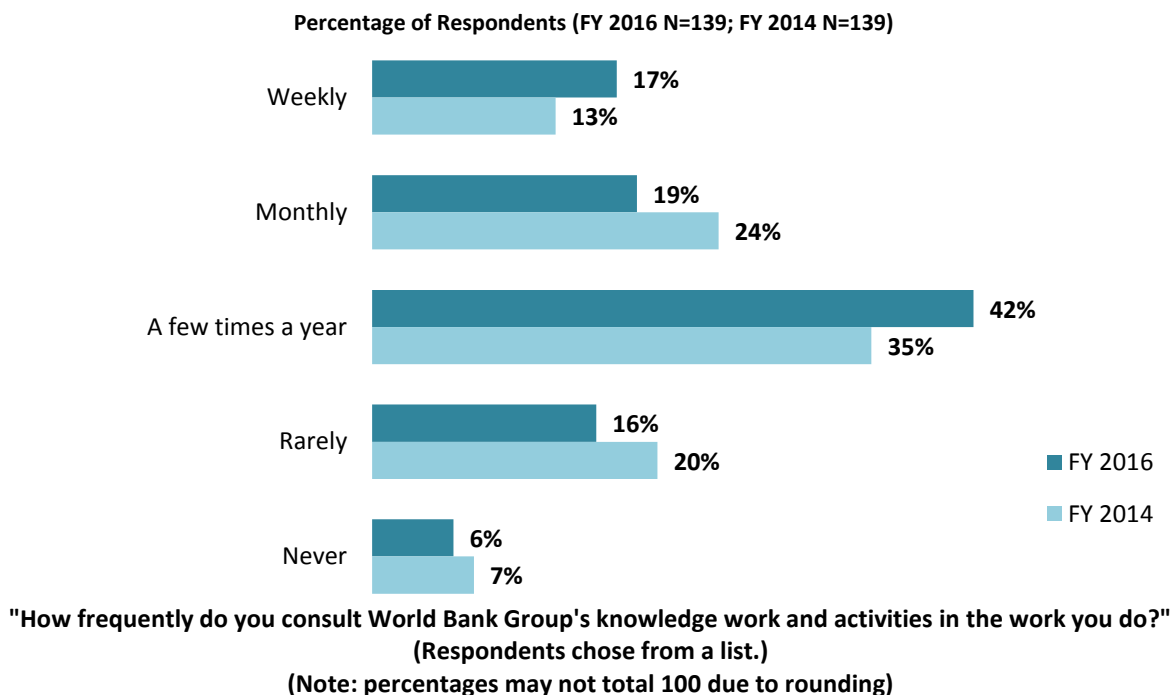


"To what extent do you believe that Mexico received value for money from the World Bank Group's Reimbursable Advisory Services (RAS)?" (1-"To no degree at all", 10-"To a very significant degree")



VIII. World Bank Group's Knowledge and Instruments

Frequency of Consulting WBG Knowledge Work and Activities¹⁰

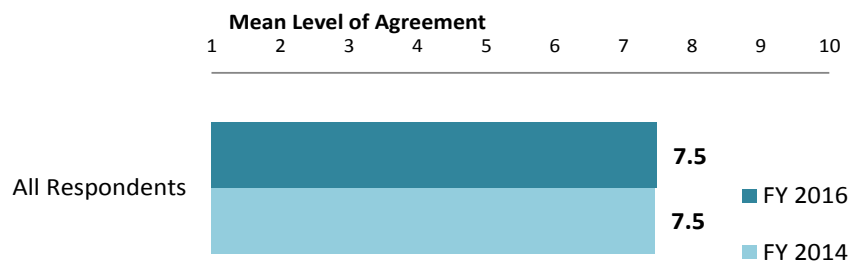


¹⁰ Percentages in this chart were calculated based on weighted data.




VIII. World Bank Group's Knowledge and Instruments (continued)

Meeting Mexico's Knowledge Needs¹¹ (*Indicator Question*)



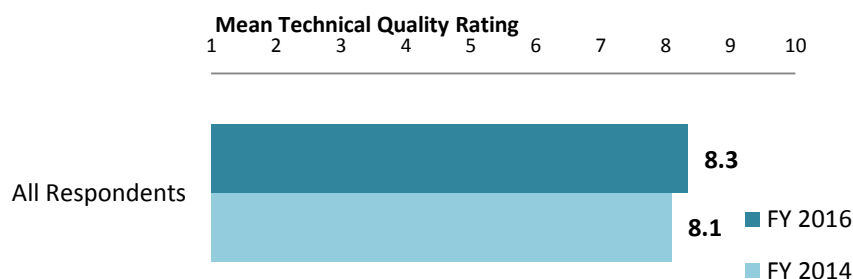
"The World Bank Group meets Mexico's needs for knowledge services (e.g., research, analysis, data, technical assistance)"
(1-"Strongly disagree", 10-"Strongly agree")

Contribution of the WBG's Knowledge Work and Activities (*Indicator Question*)



"Overall, how significant a contribution do you believe the World Bank Group's knowledge work and activities make to development results in your country?"
(1-"Not significant at all", 10-"Very significant")

Technical Quality of the WBG's Knowledge Work and Activities (*Indicator Question*)



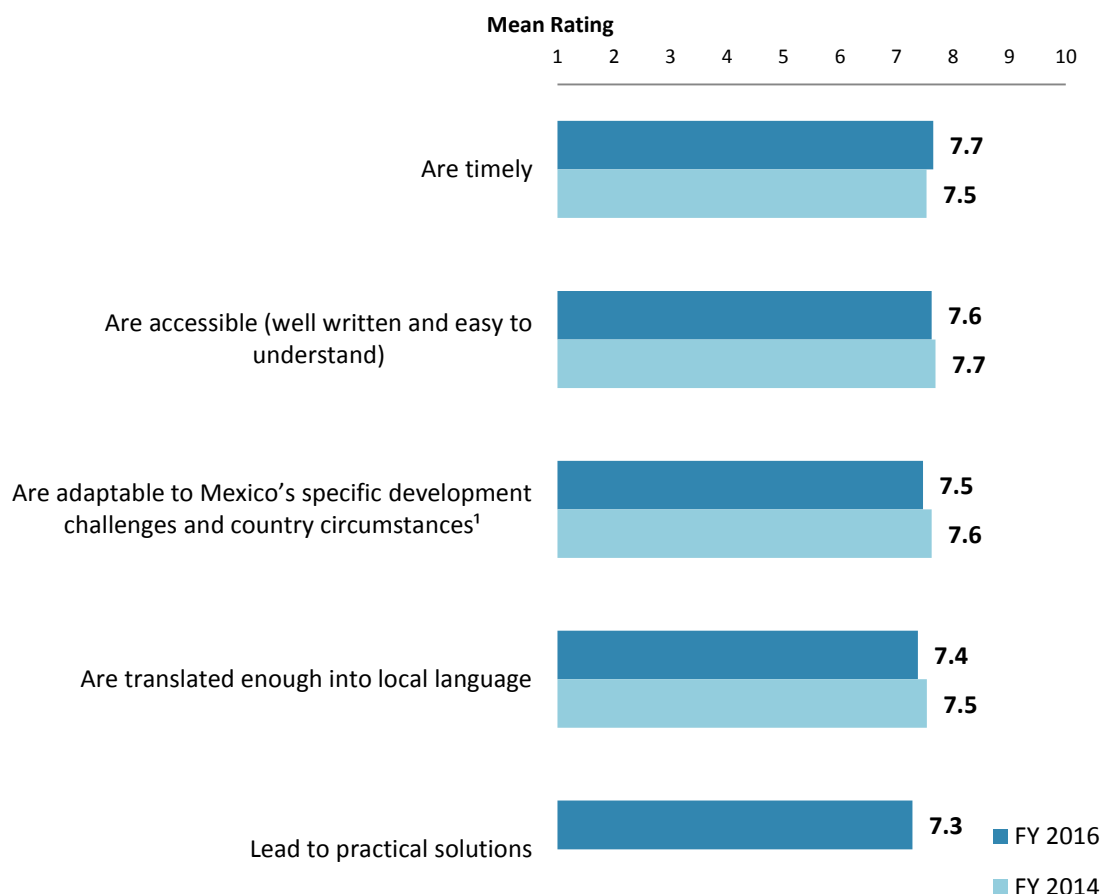
"Overall, how would you rate the technical quality of the World Bank Group's knowledge work and activities?" (1-"Very low technical quality", 10-"Very high technical quality")

¹¹All means in the charts on this page were calculated based on weighted data.



VIII. World Bank Group's Knowledge and Instruments (continued)

Qualities of the WBG's Knowledge Work and Activities¹²



"In Mexico, to what extent do you believe that the World Bank Group's knowledge work and activities:" (1-"To no degree at all", 10-"To a very significant degree")


¹Indicator Question

¹² All means in this chart were calculated based on weighted data.



VIII. World Bank Group's Knowledge and Instruments (continued)

Meeting Mexico's Needs for Financial Instruments (*Indicator Question*)



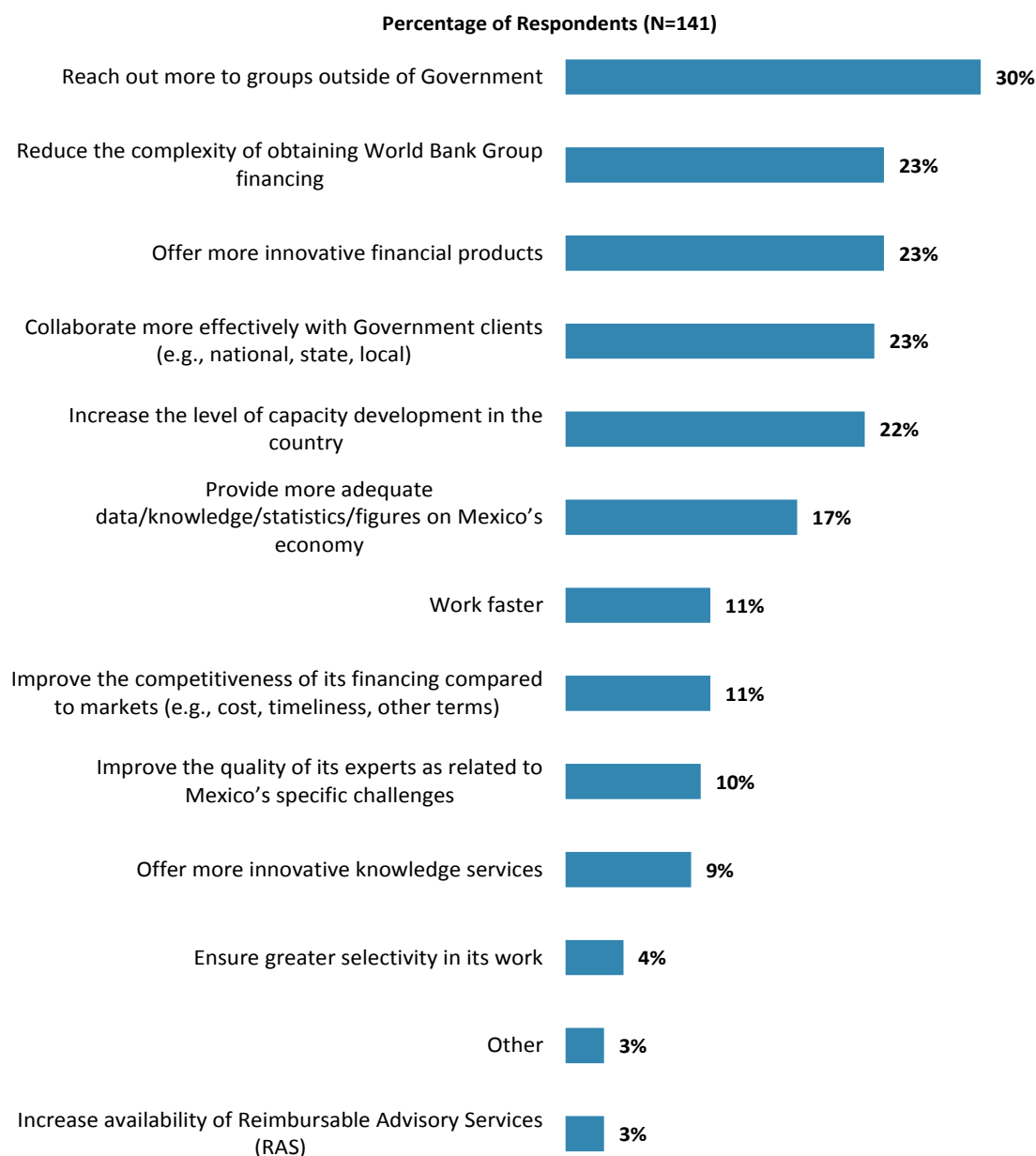
"The World Bank Group's financial instruments (i.e., investment lending, Development Policy Loan, Trust Funds, Program 4 Result, etc.) meet the needs of Mexico."
(1-"Strongly disagree", 10-"Strongly agree")



IX. The Future Role of the WBG in Mexico

Making the World Bank Group of Greater Value

- **Year comparison:** Respondents in the previous FY'14 Country Survey indicated that the World Bank should “*reduce the complexity of obtaining World Bank Group financing*” (50%), “*reach out more to groups outside of government*” (35%), and “*offer more innovative knowledge services*” (28%) to make itself of greater value in Mexico.



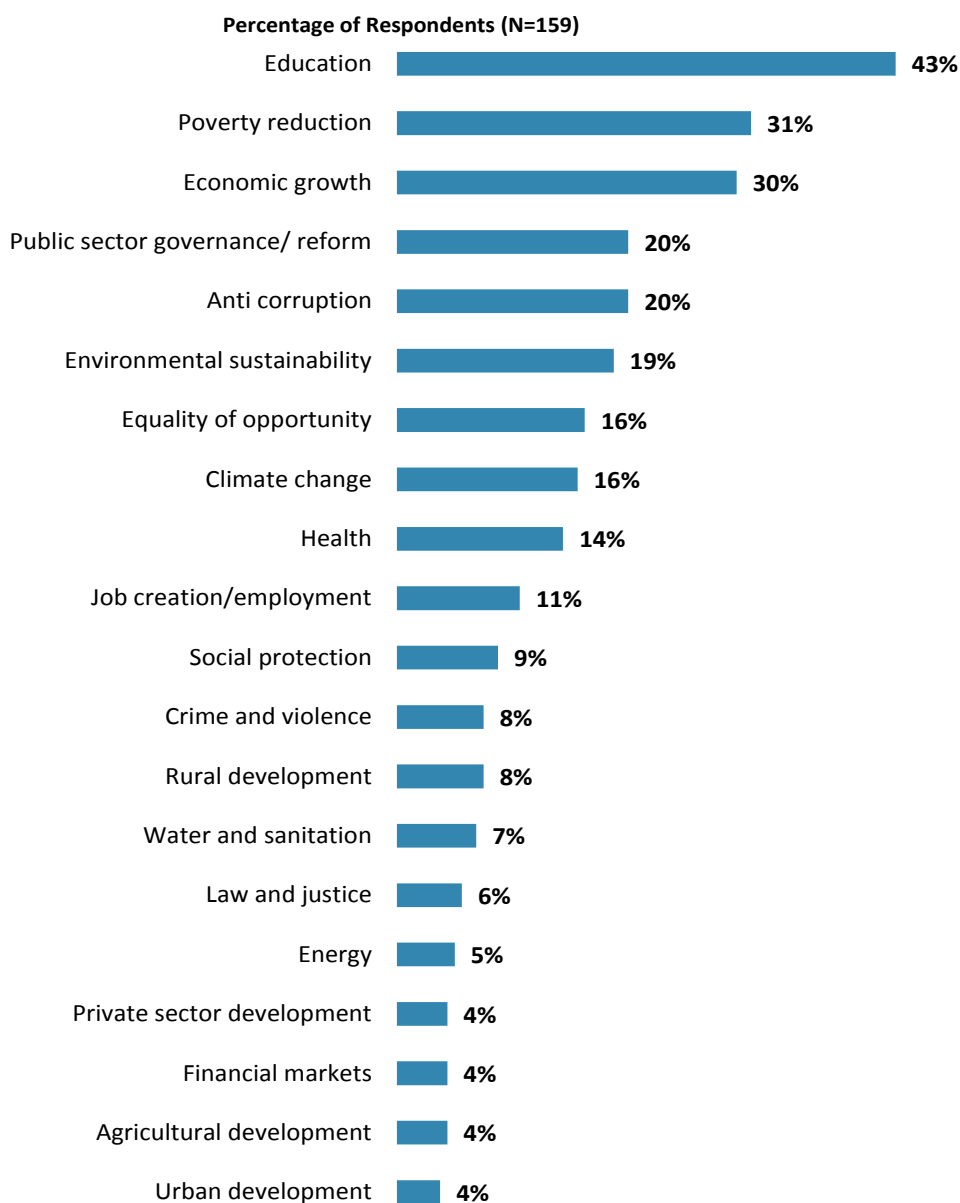
"Which of the following SHOULD the World Bank Group do to make itself of greater value in Mexico? (Choose no more than TWO)" (Respondents chose from a list. Responses combined.)



IX. The Future Role of the WBG in Mexico (continued)

Where the World Bank Group Should Focus its Resources

- **Year comparison:** Respondents in the previous FY'14 Country Survey indicated that the World Bank should focus its resources on “*access and quality of education*” (40%), “*fostering innovation for productivity and competitiveness*” (36%), “and “*effectiveness of states and municipalities*” (29%).



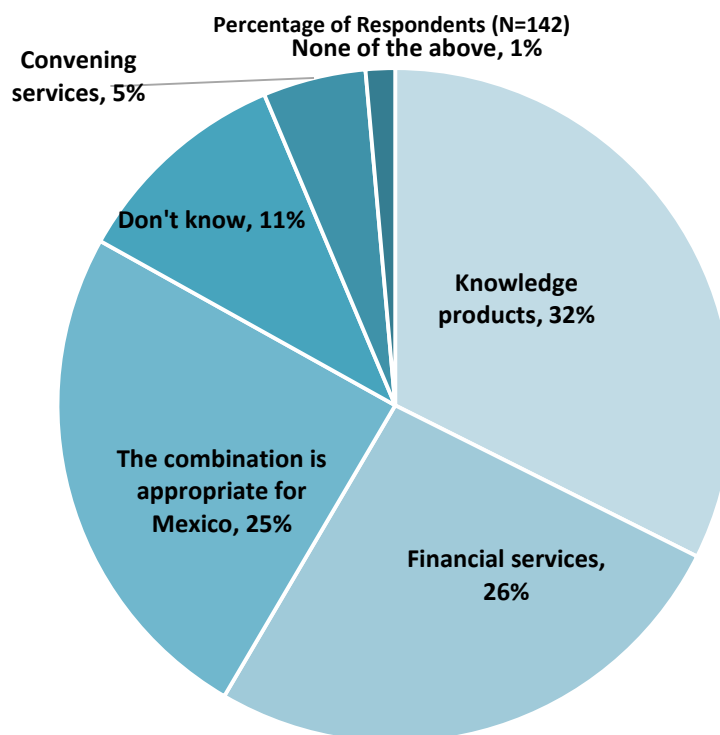
“When thinking about how the World Bank Group can have the most impact on development results in Mexico, in which sectoral areas do you believe the WBG should focus most of its resources in Mexico? (Choose no more than THREE)”

(Respondents chose from a list. Responses combined. Top 20 of 30 response options shown.)



IX. The Future Role of the WBG in Mexico (continued)

Future Combination of the WBG services



"When considering the combination of services that the World Bank Group offers in Mexico, and taking into account its limited level of resources, which ONE of the following do you believe the WBG should offer more of in Mexico?" (Respondents chose from a list.)

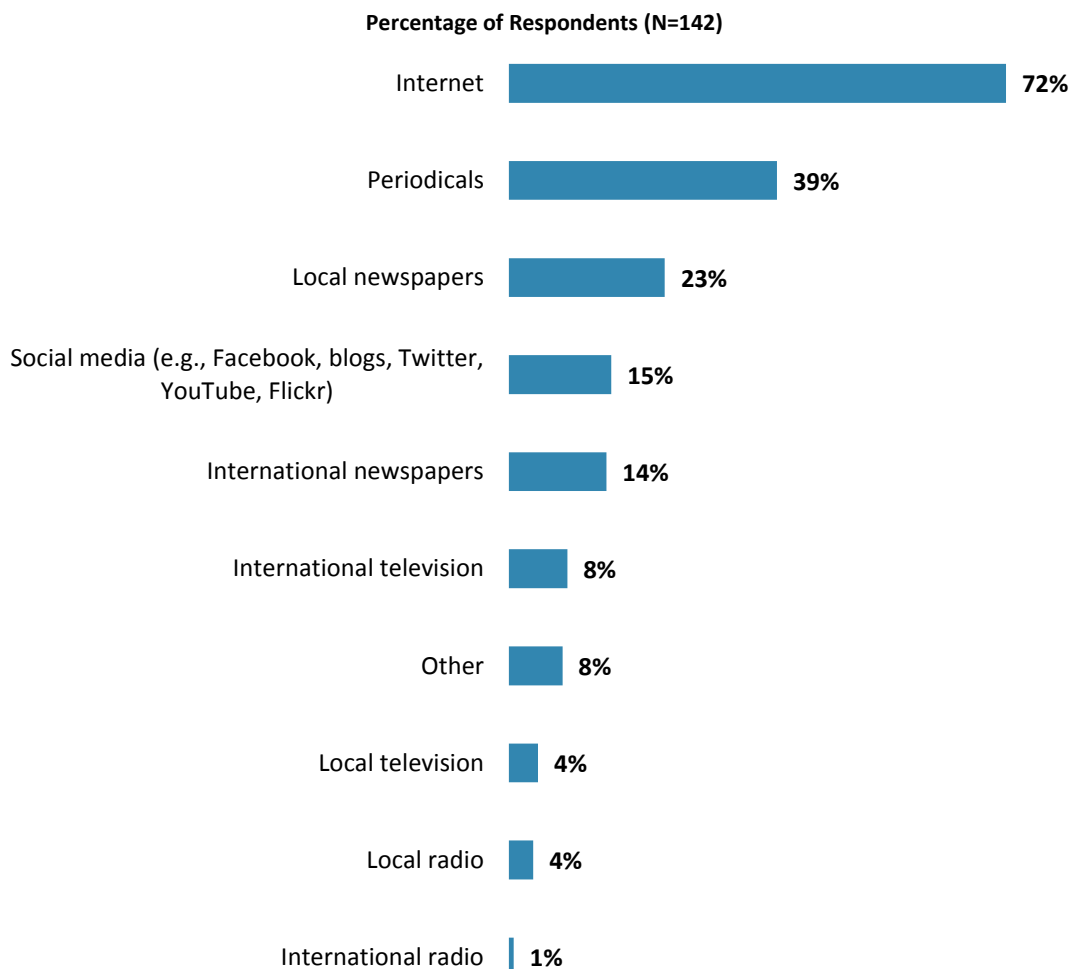


X. Communication and Outreach

Note: When considering the World Bank Group's future outreach with key constituencies, please see Appendix B (page 58) for all responses by stakeholder groups.

General Information Sources

- **Year comparison:** Respondents in the previous FY'14 Country Survey indicated that they got most of their information about economic and social development issues in Mexico from "*the Internet*" (63%), "*local newspapers* (45%)", and "*periodicals*" (35%).



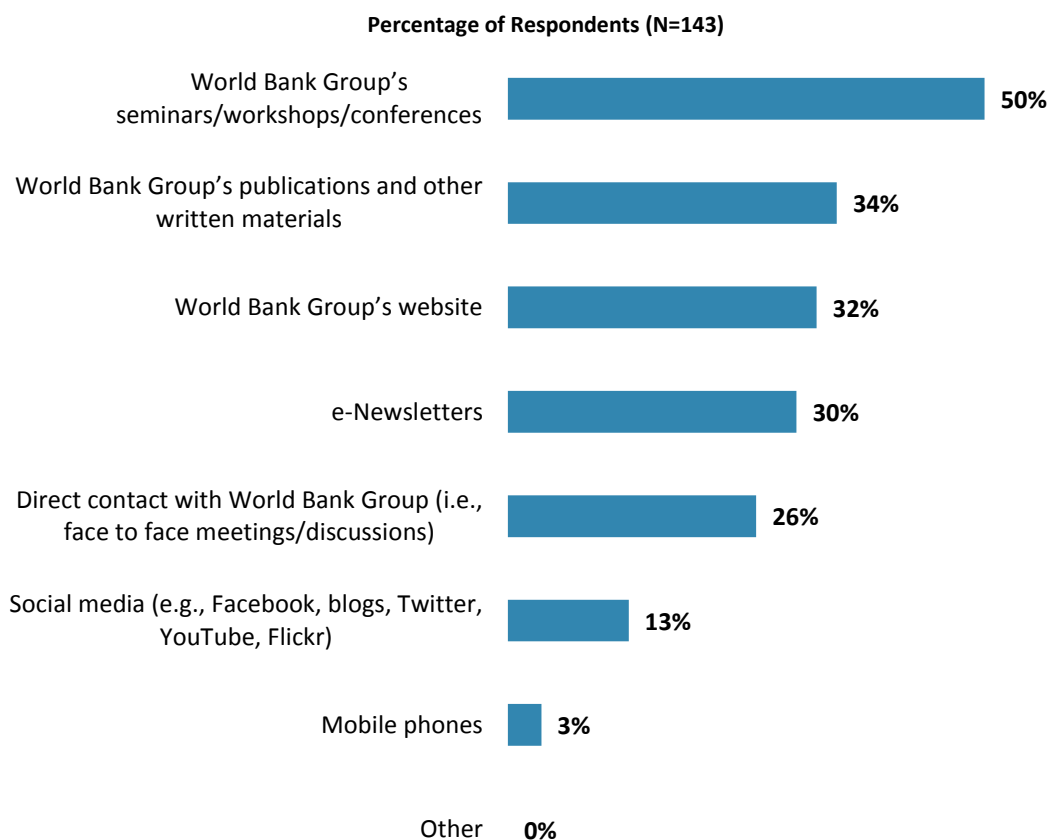
"How do you get most of your information about economic and social development issues in Mexico? (Choose no more than TWO)" (Respondents chose from a list. Responses combined.)



X. Communication and Outreach (continued)

Preferred Information Sources

- **Year comparison:** Respondents in the previous FY'14 Country Survey indicated that they would prefer to receive information from the World Bank through “*e-Newsletters*” (48%), “*World Bank seminars/workshops/conferences*” (35%), and “*WBG website*” (35%).

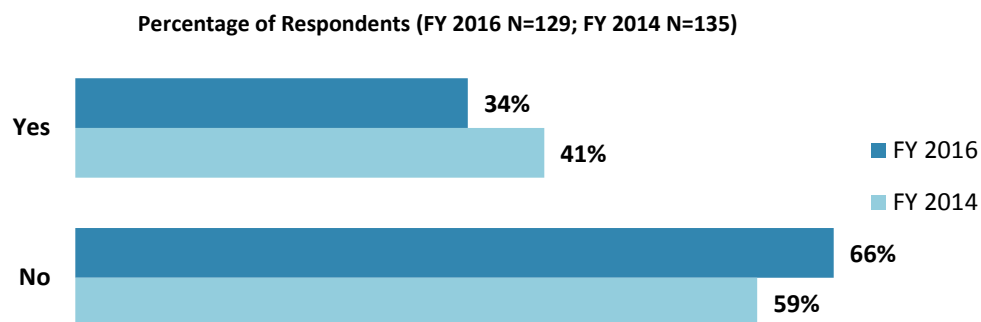


"How would you prefer to receive information from the World Bank Group?
(Choose no more than TWO)" (Respondents chose from a list. Responses combined.)



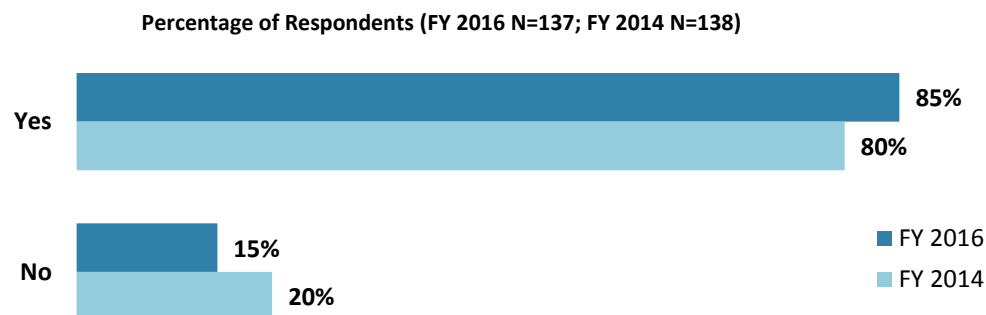
X. Communication and Outreach (continued)

Access to Information¹³



"Are you aware of the World Bank Group's Access to Information Policy under which the WBG will now disclose any information in its possession that is not on a list of exceptions?"

The WBG Website Usage



"Do you use/have you used the World Bank Group website?"

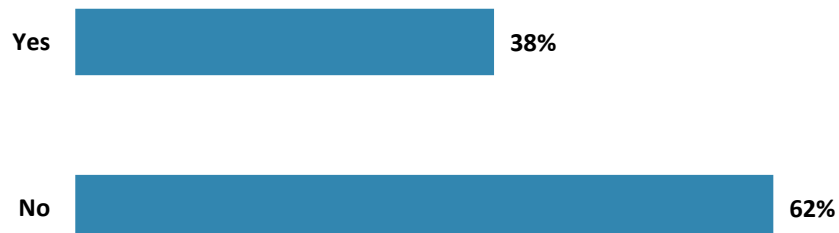
¹³ Percentages presented in the charts on this page were calculated based on weighted data.



X. Communication and Outreach (continued)

Use of the WBG's Social Media Channels

Percentage of Respondents (FY 2016 N=144)



"Do you currently consult the World Bank Group social media sites (e.g., blogs, Facebook, Twitter, YouTube, Flickr)?"



XI. Appendices

A. Responses to All Questions across All Respondents.....	43
B. Responses to All Questions by Stakeholder Groups.....	58
C. Responses to Indicator Questions by Geographic locations.....	77
D. Responses to Selected Questions by Level of Collaboration with the World Bank Group	79
E. Responses to Selected Questions by Year.....	86
F. Indicator Questions as a Function of Exposure to the WBG	92
G. WBG Country Opinion Survey FY16 – Mexico Questionnaire	93

Mexico





Appendix A: Responses to All Questions across All Respondents (N=164)

All rating scale questions are presented with the total number of respondents that provided a rating (N), the number of respondents who indicated that they "Don't know" (DK), the mean rating across all respondents (Mean), and the standard deviation of this mean (SD). Indicator questions are noted with an asterisk (*).

A. General Issues Facing Mexico

1. In general would you say that Mexico is headed in ... ?	Percentage of Respondents (N=159)
The right direction	50.9%
The wrong direction	29.6%
Not sure	19.5%

2. Listed below are a number of development priorities in Mexico. Please identify which of the following you consider the most important development priorities in Mexico? (Choose no more than THREE)	Percentage of Respondents (Responses Combined; N=163)
Poverty reduction	43.6%
Public sector governance/ reform	37.4%
Education	34.4%
Anti corruption	32.5%
Economic growth	22.7%
Climate change	17.2%
Environmental sustainability	12.9%
Job creation/employment	12.3%
Law and justice	9.2%
Energy	8.6%
Equality of opportunity	8.6%
Social protection	8.0%
Crime and violence	6.7%
Private sector development	6.1%
Water and sanitation	5.5%
Health	4.9%
Urban development	3.7%
Gender equity	3.7%
Global/regional integration	2.5%
Rural development	2.5%
Foreign direct investment	1.8%
Transport	1.8%
Information and communications technology	1.8%
Agricultural development	1.8%
Financial markets	1.2%
Trade and exports	1.2%
Regulatory framework	1.2%
Natural resource management	0.6%
Disaster management	0.6%
Communicable/non-communicable diseases	0.0%

**A. General Issues Facing Mexico (continued)**

3. The World Bank Group has committed itself to twin goals: ending extreme poverty by 2030 and boosting shared prosperity. Poverty reduction is a broad term that encompasses work in many different areas. Which THREE areas of development listed below do you believe would contribute most to reducing poverty in Mexico? (Choose no more than THREE)	Percentage of Respondents (Responses Combined; N=163)
Education	54.0%
Anti corruption	41.1%
Economic growth	33.7%
Job creation/employment	24.5%
Equality of opportunity	23.9%
Public sector governance/ reform	20.9%
Health	11.7%
Rural development	9.8%
Law and justice	9.2%
Social protection	8.0%
Private sector development	6.7%
Crime and violence	6.7%
Environmental sustainability	6.7%
Water and sanitation	6.1%
Gender equity	4.3%
Climate change	4.3%
Natural resource management	4.3%
Urban development	3.1%
Foreign direct investment	3.1%
Agricultural development	3.1%
Global/regional integration	2.5%
Energy	2.5%
Information and communications technology	1.8%
Trade and exports	1.2%
Transport	1.2%
Disaster management	1.2%
Financial markets	1.2%
Regulatory framework	0.0%
Communicable/non-communicable diseases	0.0%

**A. General Issues Facing Mexico (continued)**

4. The World Bank Group's "Shared Prosperity" goal captures two key elements, economic growth and equity. It will seek to foster income growth among the bottom 40 percent of a country's population. Improvement in the Shared Prosperity Indicator requires growth and well-being of the less well-off. When thinking about the idea of "shared prosperity" in your country, which of the following TWO best illustrate how this would be achieved in Mexico? (Choose no more than TWO)	Percentage of Respondents (Responses Combined; N=162)
Education and training that better ensure job opportunity	45.1%
Consistent economic growth	37.0%
Better opportunity for the poor who live in rural areas	17.3%
Better entrepreneurial opportunities	13.6%
Greater voice and participation for citizens to help ensure greater accountability	13.0%
More reliable social safety net	12.3%
Better employment opportunities for young people	9.3%
A growing middle class	8.6%
Greater access to health and nutrition for citizens	8.6%
Greater access to micro-finance for the poor	8.6%
Greater equity of fiscal policy	6.8%
Better opportunity for the poor who live in urban areas	5.6%
Better quality public services	4.9%
Better employment opportunities for women	3.1%
Other	2.5%

5. Do you think the gap between the rich and the poor is a very big problem, a moderately big problem, a small problem, or not a problem at all in Mexico? (Select only ONE response)	Percentage of Respondents (N=162)
A very big problem	88.9%
A moderately big problem	8.6%
A small problem	0.0%
Not a problem at all	.6%
Don't know	1.9%

6. In your view, is global climate change a very serious problem, somewhat serious, not too serious, or not a problem? (Select only ONE response)	Percentage of Respondents (N=162)
A very serious problem	80.9%
A somewhat serious problem	17.9%
Not too serious problem	.6%
Not a problem	0.0%
Don't know	.6%

**B. Overall Attitudes toward the World Bank Group**

How familiar are you with the work of these organizations in Mexico? (1-Not familiar at all, 10-Extremely familiar)	Familiarity			
	N	DK	Mean	SD
1. World Bank Group (WBG)	158	0	7.89	2.46
2. Inter-American Development Bank (IDB/BID)	155	0	7.61	2.51
3. Latin American Development Bank (CAF)	153	0	4.16	3.13

Overall, please rate your impression of the effectiveness of these organizations in Mexico. (1-Not effective at all, 10-Extremely effective)	Effectiveness			
	N	DK	Mean	SD
4. World Bank Group (WBG)	144	14	7.92	1.88
5. Inter-American Development Bank (IDB/BID)	135	21	7.72	1.72
6. Latin American Development Bank (CAF)	63	90	5.76	2.56

Staff Preparedness	N	DK	Mean	SD
7. To what extent do you believe the World Bank Group's staff is well prepared (e.g., skills and knowledge) to help Mexico solve its most complicated development challenges? (1-To no degree at all, 10-To a very significant degree)	141	18	8.38	1.69

**B. Overall Attitudes toward the World Bank Group (continued)**

8. When thinking about how the World Bank Group can have the most impact on development results in Mexico, in which sectoral areas do you believe the World Bank Group should focus most of its resources (financial and knowledge services) in Mexico? (Choose no more than THREE)	Percentage of Respondents (Responses Combined; N=159)
Education	43.4%
Poverty reduction	30.8%
Economic growth	29.6%
Public sector governance/ reform	20.1%
Anti corruption	20.1%
Environmental sustainability	18.9%
Equality of opportunity	16.4%
Climate change	15.7%
Health	14.5%
Job creation/employment	10.7%
Social protection	8.8%
Crime and violence	7.5%
Rural development	7.5%
Water and sanitation	6.9%
Law and justice	5.7%
Energy	5.0%
Private sector development	4.4%
Financial markets	4.4%
Agricultural development	4.4%
Urban development	3.8%
Transport	3.8%
Global/regional integration	2.5%
Information and communications technology	2.5%
Foreign direct investment	1.9%
Gender equity	1.9%
Trade and exports	0.6%
Regulatory framework	0.6%
Natural resource management	0.6%
Disaster management	0.6%
Communicable/non-communicable diseases	0.0%

**B. Overall Attitudes toward the World Bank Group (continued)**

9. When thinking about the World Bank Group's role, which activity do you believe is of greatest VALUE and which activity is of second greatest value in Mexico?	Percentage of Respondents (N=156)		
	Greatest Value	2 nd Greatest Value	Combined
Policy advice, studies, analyses	26.9%	23.7%	50.6%
Financial resources	24.4%	17.3%	41.7%
Technical assistance	19.9%	17.9%	37.8%
Help to bring discipline/effective supervision to implementation of investment projects	12.8%	6.4%	19.2%
Capacity development	4.5%	14.1%	18.6%
Mobilizing third party financial resources	2.6%	5.8%	8.3%
Data and statistics	2.6%	5.1%	7.7%
Convening/Facilitating	3.2%	3.2%	6.4%
Linkage to non-Bank expertise	1.9%	1.9%	3.8%
Donor coordination	0.0%	3.2%	3.2%
Other	1.3%	1.3%	2.6%

10. Which of the following do you identify as the World Bank Group's greatest WEAKNESSES in its work in Mexico? (Choose no more than TWO)	Percentage of Respondents (Responses Combined; N=155)
World Bank Group's processes too slow	24.5%
World Bank Group's processes too complex	20.0%
Not enough public disclosure of its work	17.4%
Not adequately sensitive to political/social realities in Mexico	15.5%
Too influenced by developed countries	12.9%
Imposing technocratic solutions without regard to political realities	12.9%
Not collaborating enough with stakeholders outside the Government	11.0%
Don't know	9.0%
Other	7.7%
Not willing to honestly criticize policies and reform efforts in the country	7.1%
Its advice and strategies do not lend themselves to practical problem solving	5.8%
Not aligned with country priorities	5.8%
Not exploring alternative policy options	5.2%
Not client focused	4.5%
Arrogant in its approach	3.2%
Staff too inaccessible	3.2%
Not aligned with other donors' work	1.9%
The credibility of its knowledge/data	0.6%

11. Which World Bank Group's instruments do you believe are the MOST effective in reducing poverty in Mexico? (Choose no more than TWO)	Percentage of Respondents (Responses Combined; N=152)
Investment lending (financing specific projects)	52.6%
Technical assistance	40.1%
Multi-sectoral approaches	19.1%
Capacity development	17.1%
Policy based lending / budget support to the Government	16.4%
Knowledge products/services	15.1%
Don't know	11.2%
Trust Fund management	5.9%
Other	2.0%

**B. Overall Attitudes toward the World Bank Group (continued)**

12. To what extent do you believe that the World Bank Group's work and support help the poorest in Mexico? (Select only ONE response)	Percentage of Respondents (N=150)
To a fully sufficient degree	4.0%
To a somewhat sufficient degree	24.7%
To a somewhat insufficient degree	44.0%
To a very insufficient degree	14.0%
Don't know	13.3%

To what extent do you agree with the following statements about the World Bank Group's work in Mexico? (1-Strongly disagree, 10-Strongly agree)	Level of Agreement			
	N	DK	Mean	SD
13. Overall the World Bank Group currently plays a relevant role in development in Mexico*	137	15	6.85	2.20
14. The World Bank Group's work is aligned with what I consider the development priorities for Mexico*	137	15	7.03	2.01

To what extent is the World Bank Group an effective development partner in Mexico, in terms of each of the following? (1-To no degree at all, 10-To a very significant degree)	Degree			
	N	DK	Mean	SD
15. Responsiveness to needs*	123	25	7.15	1.89
16. Flexibility (in terms of the institution's products and services) *	127	22	6.91	1.99
17. Flexibility (in terms of changing country circumstances) *	128	18	6.87	2.10
18. Being inclusive*	129	19	7.08	2.16
19. Openness (sharing data and other information) *	133	15	7.84	1.83
20. Collaboration with the Government*	134	15	8.28	1.55
21. The speed in which it gets things accomplished on the ground*	128	19	6.84	2.05
22. Ease of access to the people at the World Bank Group who are making decisions important to my work*	129	19	7.33	2.22
23. Collaboration with civil society*	119	30	6.45	2.50
24. Staff accessibility*	125	22	7.42	2.35
25. Collaboration with the private sector*	93	53	7.15	1.96
26. Straightforwardness and honesty*	121	25	8.21	1.86
27. Treating clients and stakeholders in Mexico with respect*	124	21	8.27	1.91
28. Being a long-term partner*	113	34	8.37	1.77

**C. World Bank Group's Effectiveness and Results**

1. In your opinion, how IMPORTANT is it for the World Bank Group to be involved in the following areas of development in Mexico? (1-Not important at all, 10-Very important)	Importance			
	N	DK	Mean	SD
1. Crime and violence	115	26	7.10	2.43
2. Financial markets	123	19	7.99	1.82
3. Transport	125	16	7.86	1.76
4. Anti corruption	126	16	7.83	2.50
5. Law and justice (e.g., judicial system)	117	24	7.61	2.28
6. Urban development	128	13	8.16	1.64
7. Environmental sustainability	130	11	8.62	1.67
8. Trade and exports	113	27	7.60	1.72
9. Information and communications technology	121	19	8.02	1.74
10. Poverty reduction	133	7	8.70	2.06
11. Gender equity	126	13	8.33	1.96
12. Private sector development	119	20	7.89	1.95
13. Foreign direct investment	110	29	7.87	2.00
14. Water and sanitation	122	17	8.43	1.72
15. Regulatory framework	116	21	7.97	1.74
16. Economic growth	129	13	8.64	1.62
17. Energy	125	15	8.64	1.52
18. Disaster management	112	27	7.75	2.15
19. Public sector governance/ reform	130	12	8.27	2.13
20. Job creation/employment	119	22	7.77	2.13
21. Communicable/non-communicable diseases	108	32	7.42	2.04
22. Equality of opportunity	125	15	8.06	2.25
23. Social protection	122	18	7.84	2.19
24. Rural development	131	8	8.21	2.04
25. Global/regional integration	124	13	8.00	1.93
26. Natural resource management	124	15	8.04	1.96
27. Health	126	16	8.55	1.87
28. Climate change	131	16	8.75	1.76
29. Agricultural development	124	17	8.14	2.06
30. Education	128	14	8.77	1.85

**C. World Bank Group's Effectiveness and Results (continued)**

2. How EFFECTIVE do you believe the World Bank Group is in terms of the work it does in the following areas of development in Mexico? (1-Not effective at all, 10-Very effective)	Effectiveness			
	N	DK	Mean	SD
1. Gender equity	57	88	7.05	2.28
2. Information and communications technology	54	92	7.30	2.04
3. Transport	59	87	7.46	1.91
4. Crime and violence	44	102	5.95	2.71
5. Law and justice	44	102	6.45	2.65
6. Urban development	68	76	7.63	1.92
7. Environmental sustainability	86	58	7.74	2.12
8. Regulatory framework	65	76	7.52	1.91
9. Communicable/non-communicable diseases	46	98	7.00	2.08
10. Poverty reduction	85	58	7.54	2.65
11. Anti corruption	66	79	6.67	2.74
12. Private sector development	61	85	7.28	2.06
13. Foreign direct investment	52	92	7.21	2.07
14. Water and sanitation	70	74	7.97	1.83
15. Trade and exports	45	100	7.62	1.64
16. Economic growth	68	74	7.74	2.08
17. Health	58	85	7.78	2.05
18. Disaster management	48	95	7.69	1.89
19. Public sector governance/ reform	86	55	7.62	2.30
20. Job creation/employment	51	93	6.35	2.51
21. Financial markets	59	85	7.85	2.12
22. Equality of opportunity (i.e., equity)	60	83	7.35	2.44
23. Energy	71	71	8.17	1.76
24. Rural development	66	78	7.86	2.10
25. Global/regional integration	53	88	8.11	1.63
26. Education	75	69	7.92	2.22
27. Social protection	58	86	7.19	2.54
28. Climate change	86	58	8.31	2.04
29. Agricultural development	56	88	7.48	2.23
30. Natural resource management	55	86	7.58	2.03

Achieving Development Results*	N	DK	Mean	SD
3. To what extent does the World Bank Group's work help to achieve development results in Mexico? (1-To no degree at all, 10-To a very significant degree)	123	22	7.23	2.00

**C. World Bank Group's Effectiveness and Results (continued)**

To what extent do you agree with the following statements about the World Bank Group in Mexico? (1-Strongly disagree, 10-Strongly agree)	N	DK	Mean	SD
4. The World Bank Group's financial instruments (i.e., investment lending, Development Policy Loan, Trust Funds, Program for Result, etc.) meet the needs of Mexico	124	21	7.11	2.08
5. The World Bank Group meets Mexico's needs for knowledge services (e.g., research, analysis, data, technical assistance)	123	20	7.46	2.11

Reimbursable Advisory Services	N	DK	Mean	SD
6. To what extent do you believe that Mexico received value for money from the World Bank Group's Reimbursable Advisory Services (RAS)? (1-To no degree at all, 10-To a very significant degree)	103	41	7.64	1.82

Measuring The World Bank Group's Work	N	DK	Mean	SD
7. To what extent do you believe the World Bank Group measures and corrects its work in real time in Mexico? (1-To no degree at all, 10-To a very significant degree)	99	43	7.21	1.92

D. The World Bank Group's Knowledge Work and Activities

1. How frequently do you consult World Bank Group's knowledge work and activities in the work you do?	Percentage of Respondents (N=145)
Weekly	17.9%
Monthly	18.6%
A few times a year	42.1%
Rarely	15.9%
Never	5.5%

In Mexico, to what extent do you believe that the World Bank Group's knowledge work and activities: (1-To no degree at all, 10-To a very significant degree)	Degree			
	N	DK	Mean	SD
2. Are timely	125	18	7.62	1.90
3. Lead to practical solutions	124	17	7.27	1.97
4. Are accessible (well written and easy to understand)	126	16	7.56	2.09
5. Are translated enough into local language	124	18	7.38	2.22
6. Are adaptable to Mexico's specific development challenges and country circumstances*	120	21	7.48	2.03

Overall Evaluations	N	DK	Mean	SD
7. Overall, how significant a contribution do you believe the World Bank Group's knowledge work and activities make to development results in your country?* (1-Not significant at all, 10-Very significant)	125	17	7.64	1.98
8. Overall, how would you rate the technical quality of the World Bank Group's knowledge work and activities?* (1-Very low technical quality, 10-Very high technical quality)	127	14	8.30	1.65

**E. Working with the World Bank Group**

To what extent do you agree/disagree with the following statements? (1-Strongly disagree, 10-Strongly agree)	Level of Agreement			
	N	DK	Mean	SD
1. The World Bank Group disburses funds promptly	105	38	7.67	2.30
2. The World Bank Group effectively monitors and evaluates the projects and programs it supports	117	26	7.99	1.98
3. The World Bank Group's approvals and reviews are done in a timely fashion	99	44	7.53	1.96
4. The World Bank Group's "Safeguard Policy" requirements are reasonable	82	61	7.68	2.12
5. The World Bank Group's conditions on its lending are reasonable	98	45	7.48	2.19
6. The World Bank Group takes decisions quickly in Mexico*	108	33	7.45	1.97
7. Working with the World Bank Group increases Mexico's institutional capacity	116	26	7.74	2.09
8. Where country systems (e.g., procurement, financial management, etc.) are adequate, the World Bank Group makes appropriate use of them*	92	50	7.95	2.06
9. The World Bank Group provides effective implementation support (i.e., supervision of projects)	114	26	8.00	2.00

WBG Promoting PPP in Mexico	N	DK	Mean	SD
10. To what extent do you believe that the World Bank Group's work helps to find solutions that promote private public partnerships in Mexico? (1-To no degree at all, 10-To a very significant degree)	91	50	7.32	2.06

11. Which of the following best describes the World Bank Group's support in Mexico? (Select only ONE response)	Percentage of Respondents (N=134)
The World Bank Group is sufficiently selective and focuses on the most important development challenges in Mexico	47.0%
The World Bank Group is not sufficiently selective in Mexico, and it is involved in too many areas of development	23.1%
Don't know	29.9%

F. The Future Role of the World Bank Group in Mexico

1. Which of the following SHOULD the World Bank Group do to make itself of greater value in Mexico? (Choose no more than TWO)	Percentage of Respondents (Responses Combined; N=141)
Reach out more to groups outside of Government	30.5%
Reduce the complexity of obtaining World Bank Group financing	23.4%
Offer more innovative financial products	23.4%
Collaborate more effectively with Government clients (e.g., national, state, local)	22.7%
Increase the level of capacity development in the country	22.0%
Provide more adequate data/knowledge/statistics/figures on Mexico's economy	17.0%
Work faster	10.6%
Improve the competitiveness of its financing compared to markets (e.g., cost, timeliness, other terms)	10.6%
Improve the quality of its experts as related to Mexico's specific challenges	9.9%
Offer more innovative knowledge services	9.2%
Ensure greater selectivity in its work	4.3%
Other	2.8%
Increase availability of Reimbursable Advisory Services (RAS)	2.8%

**F. The Future Role of the World Bank Group in Mexico (continued)**

2. When considering the combination of services that the World Bank Group offers in Mexico, and taking into account its limited level of resources, which ONE of the following do you believe the World Bank Group should offer more of in Mexico? (Select only ONE response)	Percentage of Respondents (N=142)
Knowledge products	32.4%
Financial services	26.1%
The combination is appropriate for Mexico	24.6%
Don't know	10.6%
Convening services	4.9%
None of the above	1.4%

G. Communication and Information Sharing

1. How do you get most of your information about economic and social development issues in Mexico? (Choose no more than TWO)	Percentage of Respondents (Responses Combined; N=142)
Internet	71.8%
Periodicals	38.7%
Local newspapers	22.5%
Social media (e.g., Facebook, blogs, Twitter, YouTube, Flickr)	14.8%
International newspapers	14.1%
International television	8.5%
Other	7.7%
Local television	4.2%
Local radio	3.5%
International radio	0.7%

2. How would you prefer to receive information from the World Bank Group? (Choose no more than TWO)	Percentage of Respondents (Responses Combined; N=143)
World Bank Group's seminars/workshops/conferences	49.7%
World Bank Group's publications and other written materials	34.3%
World Bank Group's website	32.2%
e-Newsletters	30.1%
Direct contact with World Bank Group (i.e., face to face meetings/discussions)	25.9%
Social media (e.g., Facebook, blogs, Twitter, YouTube, Flickr)	12.6%
Mobile phones	3.5%
Other	0.0%

3. Are you aware of the World Bank Group's Access to Information Policies under which the World Bank Group discloses any information in its possession that is not on a list of exceptions?	Percentage of Respondents (N=133)
Yes	33.8%
No	66.2%

**G. Communication and Information Sharing (continued)**

4. If yes, from which of the following sources did you learn about the World Bank Group's Access to Information Policies? (Select only ONE response)	Percentage of Respondents (N=54)
World Bank Group's seminars/workshops/conferences	37.0%
World Bank Group's website	35.2%
Colleagues/Friends/Peer organizations	16.7%
Other	5.6%
World Bank Group's e-Newsletters	3.7%
News/Media	1.9%

5. Have you requested information from the World Bank Group on its activities in the past year?	Percentage of Respondents (N=143)
Yes	23.1%
No	76.9%

6. Were you able to obtain this information?	Percentage of Respondents (N=32)
Yes	90.6%
No	9.4%

7. Do you use/have you used the World Bank Group website?	Percentage of Respondents (N=143)
Yes	86.0%
No	14.0%

8. Do you currently consult the World Bank Group social media sites (e.g., Facebook, blogs, Twitter, YouTube, and Flickr)?	Percentage of Respondents (N=144)
Yes	37.5%
No	62.5%

Please rate how much you agree with the following statements. (1-Strongly disagree, 10-Strongly agree)	Level of Agreement			
	N	DK	Mean	SD
9. When I need information from the World Bank Group I know how to find it (e.g., whom to call, where to reach them, etc.)	132	10	7.88	2.19
10. The World Bank Group's social media channels (e.g., blogs, Facebook, Twitter, YouTube, Flickr) are valuable sources of information about the institution	88	55	7.55	2.28
11. The World Bank Group is responsive to my information requests and inquiries	95	47	8.18	2.14

**H. Background Information**

1. Which of the following best describes your current position? (Select only ONE response)	Percentage of Respondents (N=161)
Employee of a Secretary or Implementation Agency	22.4%
PMU overseeing implementation of project/Consultant/Contractor working on WBG supported project/program	18.0%
NGO/Community-Based Organization	16.1%
Local Government Office or Staff	8.1%
Academia/Research Institute/Think Tank	8.1%
Independent Government Institution	6.8%
Office of Secretary	6.2%
Financial Sector/Private Bank	4.3%
Private Foundation	3.7%
Private Sector Organization	2.5%
Bilateral/ Multilateral Agency	1.9%
Other	1.2%
Office of the President	.6%

2. Please identify the primary specialization of your work. (Select only ONE response)	Percentage of Respondents (N=162)
Other	21.0%
Education	14.2%
Environment and natural resources	9.9%
Finance and markets	9.3%
Water	6.8%
Health, nutrition, and population	6.2%
Poverty	6.2%
Urban, rural, and social development	5.6%
Generalist (specialized in multiple sectors)	5.6%
Energy and extractives	3.7%
Macroeconomics and fiscal management	2.5%
Governance	2.5%
Public-private partnerships	1.9%
Transport and ICT	1.2%
Agriculture	1.2%
Climate change	1.2%
Trade and competitiveness	.6%
Gender	.6%

3. Currently, do you professionally collaborate/work with the World Bank Group (IBRD, IFC, or MIGA) in your country? (Select only ONE response)	Percentage of Respondents (N=161)
Yes	51.6%
No	48.4%

**H. Background Information (continued)**

4. Which of the following agencies of the World Bank Group do you primarily engage with in Mexico? (Select only ONE response)	Percentage of Respondents (N=150)
The World Bank (IBRD)	85.3%
The International Finance Corporation (IFC)	3.3%
The Multilateral Investment Guarantee Agency (MIGA)	0.0%
Other	11.3%

5. Do your projects involve both the World Bank and the IFC?	Percentage of Respondents (N=156)
Yes	18.6%
No	81.4%

6. If yes, what was your view of how the two institutions work together in Mexico? (Select only ONE response)	Percentage of Respondents (N=32)
The two institutions work well together	56.3%
The way the two institutions work together needs improvement	25.0%
The two institutions do not work well together	0.0%
Don't know	18.8%

7. Which of the following describes most of your exposure to the World Bank Group in Mexico? (Choose no more than TWO)	Percentage of Respondents (Responses Combined; N=151)
Engage in World Bank Group related/sponsored events/activities	53.6%
Collaborate as part of my professional duties	41.7%
Use World Bank Group reports/data	29.1%
Use World Bank Group website for information, data, research, etc.	23.8%
Observer (i.e., follow in media, discuss in informal conversations, etc.)	11.9%

8. What's your gender?	Percentage of Respondents (N=160)
Female	42.5%
Male	57.5%

9. Which best represents your geographic location?	Percentage of Respondents (N=161)
Mexico City	83.2%
Outside Mexico City	16.8%

Appendix B: Responses to All Questions by Stakeholder Groups¹⁴

- Office of President/Secretary N=11 ● Employee of a Ministry N=36 ● PMU/Consultant on WBG-supported Project N=29
- Local Government N=13 ● Private Sector/Financial Sector/Private Bank N=11 ● CSO N=32
- Independent Government Institution N=11 ● Academia/Research Institute/Think Tank N=13 ● Other N=5

A. General Issues facing Mexico

In general, would you say that Mexico is headed in ... ?*

Percentage of Respondents	Office of President/Secretary	Employee of a Ministry	PMU/Consultant	Local Gov.	Private Sector/Financial Sector/Private Bank	CSO	Independent Government Institution	Academia/Research Institute/Think Tank	Other
The right direction	63.6%	67.6%	65.5%	53.8%	60.0%	15.6%	80.0%	7.7%	60.0%
The wrong direction	9.1%	5.9%	10.3%	30.8%	30.0%	68.8%	10.0%	69.2%	40.0%
Not sure	27.3%	26.5%	24.1%	15.4%	10.0%	15.6%	10.0%	23.1%	0.0%

*Significantly different between stakeholder groups

¹⁴ Only 161 respondents provided information about their current positions. Therefore, only these respondents were included in the across-stakeholder analysis presented in this appendix.

A. General Issues facing Mexico (continued)

Listed below are a number of development priorities in Mexico. Please identify which of the following you consider the most important development priorities in Mexico?
(Choose no more than THREE)

Percentage of Respondents (Responses combined)	Office of President/ Secretary	Employee of a Ministry	PMU/ Consultant	Local Gov.	Private Sector/ Financial Sector/ Private Bank	CSO	Independent Government Institution	Academia/ Research Institute/ Think Tank	Other
Global/regional integration*	9.1%	0.0%	0.0%	0.0%	18.2%	3.1%	0.0%	0.0%	0.0%
Public sector governance/ reform	36.4%	30.6%	44.8%	61.5%	36.4%	31.3%	54.5%	38.5%	0.0%
Social protection	0.0%	2.8%	17.2%	7.7%	0.0%	9.4%	18.2%	7.7%	0.0%
Gender equity	0.0%	5.6%	3.4%	7.7%	0.0%	3.1%	9.1%	0.0%	0.0%
Private sector development	18.2%	5.6%	3.4%	7.7%	18.2%	6.3%	0.0%	0.0%	0.0%
Foreign direct investment	0.0%	2.8%	3.4%	0.0%	9.1%	0.0%	0.0%	0.0%	0.0%
Urban development	9.1%	5.6%	6.9%	0.0%	0.0%	0.0%	9.1%	0.0%	0.0%
Energy	0.0%	8.3%	17.2%	0.0%	18.2%	3.1%	9.1%	7.7%	20.0%
Job creation/employment	9.1%	19.4%	13.8%	7.7%	9.1%	9.4%	0.0%	0.0%	40.0%
Rural development	9.1%	0.0%	6.9%	0.0%	0.0%	3.1%	0.0%	0.0%	0.0%
Financial markets	0.0%	2.8%	0.0%	0.0%	0.0%	0.0%	0.0%	7.7%	0.0%
Water and sanitation	0.0%	8.3%	10.3%	7.7%	0.0%	6.3%	0.0%	0.0%	0.0%
Environmental sustainability	9.1%	11.1%	10.3%	15.4%	9.1%	21.9%	9.1%	7.7%	20.0%
Equality of opportunity	27.3%	8.3%	6.9%	0.0%	9.1%	15.6%	0.0%	0.0%	0.0%
Health	0.0%	0.0%	3.4%	7.7%	0.0%	12.5%	0.0%	15.4%	0.0%
Climate change	18.2%	22.2%	17.2%	0.0%	18.2%	12.5%	27.3%	7.7%	40.0%
Poverty reduction	63.6%	41.7%	51.7%	46.2%	36.4%	37.5%	36.4%	30.8%	40.0%
Transport	0.0%	2.8%	0.0%	0.0%	0.0%	0.0%	9.1%	7.7%	0.0%
Education	18.2%	33.3%	27.6%	46.2%	36.4%	34.4%	36.4%	38.5%	60.0%
Agricultural development	0.0%	2.8%	3.4%	0.0%	0.0%	3.1%	0.0%	0.0%	0.0%
Trade and exports	0.0%	0.0%	3.4%	0.0%	9.1%	0.0%	0.0%	0.0%	0.0%
Crime and violence	0.0%	5.6%	3.4%	15.4%	9.1%	6.3%	9.1%	15.4%	0.0%
Anti corruption	27.3%	30.6%	17.2%	30.8%	27.3%	50.0%	27.3%	46.2%	20.0%
Law and justice	0.0%	16.7%	0.0%	0.0%	0.0%	12.5%	18.2%	23.1%	0.0%
Regulatory framework	0.0%	2.8%	3.4%	0.0%	0.0%	0.0%	0.0%	0.0%	0.0%
Communicable/non-communicable diseases	0.0%	0.0%	0.0%	0.0%	0.0%	0.0%	0.0%	0.0%	0.0%
Natural resource management	0.0%	0.0%	3.4%	0.0%	0.0%	0.0%	0.0%	0.0%	0.0%
Economic growth	45.5%	22.2%	13.8%	23.1%	27.3%	15.6%	27.3%	30.8%	40.0%
Disaster management	0.0%	2.8%	0.0%	0.0%	0.0%	0.0%	0.0%	0.0%	0.0%
Information and communications technology	0.0%	0.0%	0.0%	7.7%	9.1%	0.0%	0.0%	7.7%	0.0%

*Significantly different between stakeholder groups

A. General Issues facing Mexico (continued)

The World Bank Group has committed itself to twin goals: ending extreme poverty by 2030 and boosting shared prosperity. Poverty reduction is a broad term that encompasses work in many different areas. Which THREE areas of development listed below do you believe would contribute most to reducing poverty in Mexico? (Choose no more than THREE)

Percentage of Respondents (Responses combined)	Office of President/ Secretary	Employee of a Ministry	PMU/ Consultant	Local Gov.	Private Sector/ Financial Sector/ Private Bank	CSO	Independent Government Institution	Academia/ Research Institute/ Think Tank	Other
Water and sanitation	9.1%	5.6%	10.3%	7.7%	18.2%	3.1%	0.0%	0.0%	0.0%
Equality of opportunity	9.1%	36.1%	10.3%	15.4%	27.3%	31.3%	45.5%	7.7%	20.0%
Rural development	9.1%	2.8%	6.9%	15.4%	36.4%	12.5%	0.0%	7.7%	0.0%
Climate change	0.0%	5.6%	6.9%	7.7%	9.1%	0.0%	0.0%	0.0%	20.0%
Global/regional integration	9.1%	2.8%	0.0%	0.0%	0.0%	3.1%	0.0%	0.0%	0.0%
Gender equity	9.1%	2.8%	3.4%	0.0%	0.0%	9.4%	0.0%	7.7%	0.0%
Economic growth*	81.8%	33.3%	24.1%	30.8%	45.5%	15.6%	54.5%	30.8%	40.0%
Urban development	0.0%	5.6%	3.4%	0.0%	0.0%	0.0%	18.2%	0.0%	0.0%
Regulatory framework	0.0%	0.0%	0.0%	0.0%	0.0%	0.0%	0.0%	0.0%	0.0%
Social protection	0.0%	8.3%	10.3%	15.4%	0.0%	9.4%	0.0%	15.4%	0.0%
Law and justice	0.0%	16.7%	3.4%	7.7%	0.0%	6.3%	9.1%	30.8%	0.0%
Transport	0.0%	2.8%	0.0%	7.7%	0.0%	0.0%	0.0%	0.0%	0.0%
Crime and violence	0.0%	5.6%	3.4%	15.4%	0.0%	9.4%	0.0%	15.4%	0.0%
Communicable/non-communicable diseases	0.0%	0.0%	0.0%	0.0%	0.0%	0.0%	0.0%	0.0%	0.0%
Information and communications technology	0.0%	5.6%	0.0%	0.0%	0.0%	3.1%	0.0%	0.0%	0.0%
Anti corruption*	9.1%	36.1%	34.5%	46.2%	27.3%	68.8%	36.4%	53.8%	20.0%
Education	72.7%	52.8%	55.2%	53.8%	54.5%	46.9%	45.5%	53.8%	80.0%
Foreign direct investment	0.0%	0.0%	10.3%	0.0%	0.0%	0.0%	9.1%	7.7%	0.0%
Energy	0.0%	5.6%	3.4%	0.0%	0.0%	0.0%	0.0%	7.7%	0.0%
Public sector governance/ reform	45.5%	13.9%	20.7%	30.8%	9.1%	25.0%	18.2%	15.4%	20.0%
Private sector development	0.0%	2.8%	6.9%	15.4%	18.2%	3.1%	0.0%	23.1%	0.0%
Natural resource management*	0.0%	0.0%	17.2%	0.0%	0.0%	0.0%	9.1%	0.0%	20.0%
Environmental sustainability	9.1%	5.6%	6.9%	0.0%	0.0%	12.5%	0.0%	7.7%	20.0%
Health	0.0%	11.1%	13.8%	0.0%	18.2%	9.4%	18.2%	15.4%	20.0%
Agricultural development	0.0%	2.8%	3.4%	7.7%	9.1%	0.0%	0.0%	0.0%	20.0%
Disaster management	0.0%	2.8%	0.0%	0.0%	9.1%	0.0%	0.0%	0.0%	0.0%
Job creation/employment	27.3%	25.0%	37.9%	15.4%	9.1%	28.1%	36.4%	0.0%	20.0%
Financial markets	0.0%	2.8%	3.4%	0.0%	0.0%	0.0%	0.0%	0.0%	0.0%
Trade and exports	0.0%	0.0%	3.4%	0.0%	9.1%	0.0%	0.0%	0.0%	0.0%

*Significantly different between stakeholder groups

A. General Issues facing Mexico (continued)

The World Bank Group's "Shared Prosperity" goal captures two key elements, economic growth and equity. It will seek to foster income growth among the bottom 40 percent of a country's population. Improvement in the Shared Prosperity Indicator requires growth and well-being of the less well-off. When thinking about the idea of "shared prosperity" in your country, which of the following TWO best illustrate how this would be achieved in Mexico? (Choose no more than TWO)

Percentage of Respondents (Responses combined)	Office of President/ Secretary	Employee of a Ministry	PMU/ Consultant	Local Gov.	Private Sector/ Financial Sector/ Private Bank	CSO	Independent Government Institution	Academia/ Research Institute/ Think Tank	Other
Consistent economic growth	55.6%	33.3%	37.9%	30.8%	45.5%	28.1%	54.5%	30.8%	60.0%
More reliable social safety net	11.1%	16.7%	13.8%	0.0%	9.1%	18.8%	0.0%	15.4%	0.0%
Greater access to micro-finance for the poor	0.0%	2.8%	6.9%	30.8%	9.1%	9.4%	9.1%	15.4%	0.0%
Greater voice and participation for citizens to help ensure greater accountability	0.0%	13.9%	10.3%	0.0%	9.1%	28.1%	18.2%	0.0%	20.0%
Greater access to health and nutrition for citizens	22.2%	8.3%	6.9%	7.7%	0.0%	3.1%	9.1%	30.8%	0.0%
Better entrepreneurial opportunities	0.0%	11.1%	6.9%	38.5%	18.2%	15.6%	9.1%	7.7%	40.0%
A growing middle class	11.1%	5.6%	10.3%	0.0%	0.0%	12.5%	9.1%	15.4%	0.0%
Better opportunity for the poor who live in rural areas	11.1%	19.4%	27.6%	30.8%	9.1%	3.1%	18.2%	15.4%	40.0%
Better opportunity for the poor who live in urban areas	11.1%	5.6%	6.9%	7.7%	0.0%	3.1%	18.2%	0.0%	0.0%
Better employment opportunities for young people	0.0%	16.7%	13.8%	15.4%	0.0%	3.1%	0.0%	15.4%	0.0%
Better employment opportunities for women	11.1%	5.6%	3.4%	0.0%	0.0%	3.1%	0.0%	0.0%	0.0%
Greater equity of fiscal policy	22.2%	2.8%	3.4%	7.7%	0.0%	12.5%	0.0%	0.0%	0.0%
Education and training that better ensure job opportunity	22.2%	47.2%	37.9%	23.1%	72.7%	50.0%	54.5%	53.8%	40.0%
Better quality public services	0.0%	8.3%	6.9%	0.0%	18.2%	3.1%	0.0%	0.0%	0.0%
Other	0.0%	0.0%	3.4%	0.0%	9.1%	6.3%	0.0%	0.0%	0.0%

Do you think the gap between the rich and the poor is a very big problem, a moderately big problem, a small problem, or not a problem at all in Mexico? (Select only ONE response)

Percentage of Respondents	Office of President/ Secretary	Employee of a Ministry	PMU/ Consultant	Local Gov.	Private Sector/ Financial Sector/ Private Bank	CSO	Independent Government Institution	Academia/ Research Institute/ Think Tank	Other
A very big problem	88.9%	91.7%	89.7%	76.9%	72.7%	93.8%	81.8%	100.0%	100.0%
A moderately big problem	0.0%	5.6%	10.3%	23.1%	18.2%	3.1%	18.2%	0.0%	0.0%
A small problem	0.0%	0.0%	0.0%	0.0%	0.0%	0.0%	0.0%	0.0%	0.0%
Not a problem at all	0.0%	0.0%	0.0%	0.0%	9.1%	0.0%	0.0%	0.0%	0.0%
Don't know	11.1%	2.8%	0.0%	0.0%	0.0%	3.1%	0.0%	0.0%	0.0%

In your view, is global climate change a very serious problem, somewhat serious, not too serious, or not a problem? (Select only ONE response)

Percentage of Respondents	Office of President/ Secretary	Employee of a Ministry	PMU/ Consultant	Local Gov.	Private Sector/ Financial Sector/ Private Bank	CSO	Independent Government Institution	Academia/ Research Institute/ Think Tank	Other
A very serious problem	77.8%	83.3%	75.9%	69.2%	81.8%	78.1%	81.8%	100.0%	100.0%
A somewhat serious problem	11.1%	16.7%	24.1%	30.8%	18.2%	18.8%	18.2%	0.0%	0.0%
Not too serious problem	0.0%	0.0%	0.0%	0.0%	0.0%	3.1%	0.0%	0.0%	0.0%
Not a problem	0.0%	0.0%	0.0%	0.0%	0.0%	0.0%	0.0%	0.0%	0.0%
Don't know	11.1%	0.0%	0.0%	0.0%	0.0%	0.0%	0.0%	0.0%	0.0%

B. Overall Attitudes toward the World Bank Group

How familiar are you with the work of these organizations in Mexico? (1-Not familiar at all, 10-Extremely familiar)

	Which of the following best describes your current position?																										
	Office of President/ Secretary			Employee of a Ministry			PMU/ Consultant			Local government			Private Sector/ Financial Sector/ Private Bank			CSO			Independent Government Institution			Academia/ Research Institute/ Think Tank			Other		
	N	Mean	SD	N	Mean	SD	N	Mean	SD	N	Mean	SD	N	Mean	SD	N	Mean	SD	N	Mean	SD	N	Mean	SD	N	Mean	SD
World Bank Group (WBG)*	9	8.67	2.00	36	8.22	1.53	29	8.86	1.96	12	9.08	1.00	11	8.91	1.51	30	5.27	2.92	11	8.73	1.10	13	6.92	3.23	5	9.60	.55
Inter-American Development Bank (IDB/BID)*	9	8.22	2.33	33	7.42	2.50	29	8.17	2.47	12	8.92	1.16	11	8.91	1.51	30	5.57	2.57	11	8.45	1.37	12	7.33	2.90	5	9.00	1.73
Latin American Development Bank (CAF)	9	4.00	3.57	32	4.31	3.23	29	4.72	3.38	12	5.25	3.33	11	4.82	2.71	29	2.45	1.88	11	4.36	3.29	12	4.25	3.31	5	4.60	4.16

*Significantly different between stakeholder groups

Overall, please rate your impression of the effectiveness of these organizations in Mexico. (1-Not effective at all, 10-Extremely effective)

	Which of the following best describes your current position?																										
	Office of President/ Secretary			Employee of a Ministry			PMU/ Consultant			Local government			Private Sector/ Financial Sector/ Private Bank			CSO			Independent Government Institution			Academia/ Research Institute/ Think Tank			Other		
	N	Mean	SD	N	Mean	SD	N	Mean	SD	N	Mean	SD	N	Mean	SD	N	Mean	SD	N	Mean	SD	N	Mean	SD	N	Mean	SD
World Bank Group (WBG)*	9	7.89	2.42	35	8.09	1.62	29	8.28	1.58	12	8.58	.67	11	8.73	1.01	19	6.16	2.65	11	8.55	1.37	10	6.90	1.85	5	8.80	1.64
Inter-American Development Bank (IDB/BID)*	8	8.25	1.67	29	7.76	1.46	27	8.11	1.53	12	8.33	.65	11	8.82	.87	21	6.05	1.99	11	8.45	1.29	9	6.89	1.90	5	8.00	2.35
Latin American Development Bank (CAF)*	4	6.50	3.11	10	7.20	1.87	9	6.78	1.20	6	7.17	1.83	6	6.50	1.38	13	2.54	1.71	5	7.00	2.00	5	5.80	2.39	3	6.67	3.21

*Significantly different between stakeholder groups

	Which of the following best describes your current position?																											
	Office of President/ Secretary			Employee of a Ministry			PMU/ Consultant			Local government			Private Sector/ Financial Sector/ Private Bank			CSO			Independent Government Institution			Academia/ Research Institute/ Think Tank			Other			
	N	Mean	SD	N	Mean	SD	N	Mean	SD	N	Mean	SD	N	Mean	SD	N	Mean	SD	N	Mean	SD	N	Mean	SD	N	Mean	SD	
To what extent do you believe the World Bank Group's staff is well prepared (e.g., skills and knowledge) to help Mexico solve its most complicated development challenges?*	9	8.11	2.42	35	8.74	1.20	29	8.69	1.54	11	9.27	.65	11	8.91	.83	16	6.94	2.43	11	8.64	1.29	11	7.55	1.63	5	8.80	1.30	

(1-To no degree at all, 10-To a very significant degree) *Significantly different between stakeholder groups

B. Overall Attitudes toward the World Bank Group (continued)

When thinking about how the World Bank Group can have the most impact on development results in Mexico, in which sectoral areas do you believe the World Bank Group should focus most of its resources (financial and knowledge services) in Mexico? (Choose no more than THREE)

Percentage of Respondents (Responses combined)	Office of President/ Secretary	Employee of a Ministry	PMU/ Consultant	Local Gov.	Private Sector/ Financial Sector/ Private Bank	CSO	Independent Government Institution	Academia/ Research Institute/ Think Tank	Other
Health	0.0%	11.1%	24.1%	8.3%	18.2%	16.7%	9.1%	15.4%	20.0%
Crime and violence	0.0%	5.6%	0.0%	8.3%	9.1%	10.0%	9.1%	15.4%	20.0%
Transport	0.0%	0.0%	3.4%	8.3%	18.2%	0.0%	0.0%	15.4%	0.0%
Agricultural development	0.0%	5.6%	10.3%	0.0%	0.0%	6.7%	0.0%	0.0%	0.0%
Global/regional integration	0.0%	0.0%	3.4%	16.7%	9.1%	0.0%	0.0%	0.0%	0.0%
Job creation/employment	0.0%	8.3%	20.7%	16.7%	0.0%	13.3%	0.0%	15.4%	0.0%
Public sector governance/ reform	44.4%	19.4%	17.2%	33.3%	0.0%	13.3%	45.5%	15.4%	20.0%
Social protection	0.0%	11.1%	10.3%	16.7%	0.0%	10.0%	18.2%	0.0%	0.0%
Rural development	0.0%	13.9%	13.8%	0.0%	9.1%	3.3%	0.0%	7.7%	0.0%
Foreign direct investment	0.0%	2.8%	0.0%	0.0%	0.0%	6.7%	0.0%	0.0%	0.0%
Education	33.3%	44.4%	37.9%	50.0%	63.6%	43.3%	27.3%	46.2%	80.0%
Energy	11.1%	8.3%	3.4%	8.3%	0.0%	0.0%	0.0%	15.4%	0.0%
Gender equity	0.0%	0.0%	3.4%	0.0%	0.0%	6.7%	0.0%	0.0%	0.0%
Financial markets	0.0%	2.8%	6.9%	8.3%	9.1%	3.3%	0.0%	0.0%	0.0%
Urban development	11.1%	2.8%	6.9%	0.0%	9.1%	0.0%	9.1%	0.0%	0.0%
Environmental sustainability	11.1%	19.4%	24.1%	33.3%	18.2%	26.7%	0.0%	7.7%	0.0%
Economic growth	33.3%	19.4%	20.7%	16.7%	45.5%	40.0%	54.5%	15.4%	40.0%
Private sector development	0.0%	2.8%	6.9%	0.0%	9.1%	3.3%	9.1%	0.0%	0.0%
Water and sanitation	0.0%	8.3%	17.2%	0.0%	9.1%	3.3%	0.0%	7.7%	0.0%
Climate change	11.1%	19.4%	6.9%	16.7%	9.1%	6.7%	18.2%	30.8%	40.0%
Information and communications technology	0.0%	2.8%	0.0%	0.0%	18.2%	3.3%	0.0%	0.0%	0.0%
Trade and exports*	11.1%	0.0%	0.0%	0.0%	0.0%	0.0%	0.0%	0.0%	0.0%
Equality of opportunity	22.2%	16.7%	13.8%	8.3%	0.0%	26.7%	36.4%	7.7%	0.0%
Law and justice	0.0%	11.1%	0.0%	0.0%	0.0%	10.0%	0.0%	15.4%	0.0%
Regulatory framework	0.0%	2.8%	0.0%	0.0%	0.0%	0.0%	0.0%	0.0%	0.0%
Communicable/non-communicable diseases	0.0%	0.0%	0.0%	0.0%	0.0%	0.0%	0.0%	0.0%	0.0%
Natural resource management	0.0%	0.0%	3.4%	0.0%	0.0%	0.0%	0.0%	0.0%	0.0%
Poverty reduction	66.7%	33.3%	27.6%	33.3%	18.2%	23.3%	27.3%	23.1%	40.0%
Anti corruption	22.2%	25.0%	10.3%	8.3%	27.3%	16.7%	18.2%	38.5%	40.0%
Disaster management	0.0%	2.8%	0.0%	0.0%	0.0%	0.0%	0.0%	0.0%	0.0%

*Significantly different between stakeholder groups

B. Overall Attitudes toward the World Bank Group (continued)

When thinking about the World Bank Group's role, which activity do you believe is of greatest VALUE and which activity is of second greatest value in Mexico?

Greatest Value Percentage of Respondents	Office of President/ Secretary	Employee of a Ministry	PMU/ Consultant	Local Gov.	Private Sector/ Financial Sector/ Private Bank	CSO	Independent Government Institution	Academia/ Research Institute/ Think Tank	Other
Policy advice, studies, analyses*	22.2%	30.6%	17.9%	25.0%	18.2%	25.0%	72.7%	23.1%	0.0%
Data and statistics	0.0%	2.8%	0.0%	0.0%	0.0%	7.1%	0.0%	7.7%	0.0%
Convening/Facilitating	11.1%	2.8%	0.0%	0.0%	0.0%	7.1%	0.0%	7.7%	0.0%
Financial resources	22.2%	22.2%	28.6%	33.3%	27.3%	21.4%	9.1%	15.4%	40.0%
Capacity development	0.0%	8.3%	7.1%	0.0%	9.1%	0.0%	0.0%	7.7%	0.0%
Technical assistance	33.3%	22.2%	28.6%	25.0%	18.2%	7.1%	9.1%	7.7%	60.0%
Help to bring discipline/effective supervision to implementation of investment projects	11.1%	8.3%	7.1%	16.7%	27.3%	17.9%	9.1%	23.1%	0.0%
Mobilizing third party financial resources	0.0%	2.8%	3.6%	0.0%	0.0%	7.1%	0.0%	0.0%	0.0%
Donor coordination	0.0%	0.0%	0.0%	0.0%	0.0%	0.0%	0.0%	0.0%	0.0%
Linkage to non-Bank expertise	0.0%	0.0%	3.6%	0.0%	0.0%	7.1%	0.0%	0.0%	0.0%
Other	0.0%	0.0%	3.6%	0.0%	0.0%	0.0%	0.0%	7.7%	0.0%

*Significantly different between stakeholder groups

2 nd Greatest Value Percentage of Respondents	Office of President/ Secretary	Employee of a Ministry	PMU/ Consultant	Local Gov.	Private Sector/ Financial Sector/ Private Bank	CSO	Independent Government Institution	Academia/ Research Institute/ Think Tank	Other
Policy advice, studies, analyses	33.3%	19.4%	25.0%	41.7%	18.2%	21.4%	9.1%	15.4%	60.0%
Data and statistics	11.1%	2.8%	0.0%	0.0%	0.0%	17.9%	9.1%	0.0%	0.0%
Convening/Facilitating	0.0%	0.0%	0.0%	8.3%	0.0%	10.7%	0.0%	7.7%	0.0%
Financial resources	33.3%	16.7%	14.3%	16.7%	36.4%	7.1%	18.2%	15.4%	20.0%
Capacity development	0.0%	16.7%	21.4%	16.7%	9.1%	17.9%	9.1%	7.7%	0.0%
Technical assistance*	0.0%	30.6%	17.9%	8.3%	27.3%	0.0%	36.4%	30.8%	0.0%
Help to bring discipline/effective supervision to implementation of investment projects	0.0%	5.6%	3.6%	0.0%	9.1%	7.1%	9.1%	15.4%	20.0%
Mobilizing third party financial resources	22.2%	2.8%	10.7%	8.3%	0.0%	7.1%	0.0%	0.0%	0.0%
Donor coordination	0.0%	2.8%	0.0%	0.0%	0.0%	7.1%	9.1%	0.0%	0.0%
Linkage to non-Bank expertise	0.0%	0.0%	7.1%	0.0%	0.0%	3.6%	0.0%	0.0%	0.0%
Other	0.0%	2.8%	0.0%	0.0%	0.0%	0.0%	0.0%	7.7%	0.0%

*Significantly different between stakeholder groups

B. Overall Attitudes toward the World Bank Group (continued)

Which of the following do you identify as the World Bank Group's greatest WEAKNESSES in its work in Mexico? (Choose no more than TWO)

Percentage of Respondents (Responses combined)	Office of President/ Secretary	Employee of a Ministry	PMU/ Consultant	Local Gov.	Private Sector/ Financial Sector/ Private Bank	CSO	Independent Government Institution	Academia/ Research Institute/ Think Tank	Other
Too influenced by developed countries	0.0%	5.7%	14.3%	8.3%	0.0%	31.0%	9.1%	15.4%	20.0%
Not exploring alternative policy options*	0.0%	0.0%	3.6%	0.0%	0.0%	0.0%	18.2%	0.0%	60.0%
Not collaborating enough with stakeholders outside the Government	0.0%	8.6%	7.1%	8.3%	18.2%	27.6%	0.0%	7.7%	0.0%
Its advice and strategies do not lend themselves to practical problem solving	0.0%	8.6%	0.0%	8.3%	18.2%	6.9%	9.1%	0.0%	0.0%
Not enough public disclosure of its work	12.5%	28.6%	14.3%	8.3%	36.4%	6.9%	18.2%	7.7%	20.0%
Arrogant in its approach	12.5%	2.9%	3.6%	0.0%	0.0%	0.0%	9.1%	7.7%	0.0%
Not client focused	0.0%	5.7%	3.6%	0.0%	0.0%	3.4%	9.1%	0.0%	20.0%
The credibility of its knowledge/data	0.0%	0.0%	0.0%	0.0%	0.0%	0.0%	0.0%	0.0%	0.0%
World Bank Group's processes too complex	50.0%	17.1%	32.1%	16.7%	27.3%	10.3%	18.2%	15.4%	0.0%
Not willing to honestly criticize policies and reform efforts in the country	0.0%	5.7%	10.7%	0.0%	0.0%	10.3%	0.0%	23.1%	0.0%
Staff too inaccessible	12.5%	0.0%	0.0%	0.0%	0.0%	6.9%	9.1%	0.0%	20.0%
Imposing technocratic solutions without regard to political realities	12.5%	14.3%	10.7%	16.7%	0.0%	17.2%	18.2%	15.4%	0.0%
World Bank Group's processes too slow	25.0%	28.6%	35.7%	16.7%	27.3%	6.9%	36.4%	23.1%	40.0%
Not aligned with other donors' work	0.0%	2.9%	0.0%	0.0%	0.0%	3.4%	0.0%	7.7%	0.0%
Not aligned with country priorities	0.0%	0.0%	10.7%	25.0%	9.1%	6.9%	0.0%	0.0%	0.0%
Not adequately sensitive to political/social realities in Mexico	12.5%	14.3%	14.3%	25.0%	9.1%	10.3%	9.1%	46.2%	0.0%
Other	12.5%	2.9%	14.3%	0.0%	27.3%	6.9%	0.0%	0.0%	0.0%
Don't know	12.5%	8.6%	3.6%	16.7%	0.0%	17.2%	0.0%	15.4%	0.0%

*Significantly different between stakeholder groups

Which World Bank Group's instruments do you believe are the MOST effective in reducing poverty in Mexico? (Choose no more than TWO)

Percentage of Respondents (Responses combined)	Office of President/ Secretary	Employee of a Ministry	PMU/ Consultant	Local Gov.	Private Sector/ Financial Sector/ Private Bank	CSO	Independent Government Institution	Academia/ Research Institute/ Think Tank	Other
Trust Fund management	0.0%	0.0%	3.7%	25.0%	9.1%	3.8%	9.1%	0.0%	0.0%
Knowledge products/services	0.0%	20.0%	22.2%	16.7%	9.1%	3.8%	45.5%	7.7%	0.0%
Capacity development	33.3%	14.3%	18.5%	16.7%	27.3%	15.4%	0.0%	23.1%	20.0%
Technical assistance*	66.7%	54.3%	48.1%	25.0%	54.5%	23.1%	27.3%	15.4%	60.0%
Investment lending (financing specific projects)	44.4%	51.4%	40.7%	58.3%	72.7%	57.7%	54.5%	53.8%	60.0%
Policy based lending / budget support to the Government	22.2%	14.3%	18.5%	0.0%	0.0%	11.5%	18.2%	30.8%	40.0%
Multi-sectoral approaches	11.1%	17.1%	25.9%	16.7%	9.1%	26.9%	18.2%	15.4%	20.0%
Other	0.0%	0.0%	3.7%	0.0%	0.0%	3.8%	0.0%	7.7%	0.0%
Don't know	0.0%	11.4%	3.7%	16.7%	0.0%	23.1%	9.1%	23.1%	0.0%

*Significantly different between stakeholder groups

B. Overall Attitudes toward the World Bank Group (continued)

To what extent do you believe that the World Bank Group's work and support help the poorest in Mexico?*(Select only ONE response)

Percentage of Respondents	Office of President/ Secretary	Employee of a Ministry	PMU/ Consultant	Local Gov.	Private Sector/ Financial Sector/ Private Bank	CSO	Independent Government Institution	Academia/ Research Institute/ Think Tank	Other
To a fully sufficient degree	0.0%	0.0%	11.5%	8.3%	9.1%	0.0%	0.0%	0.0%	20.0%
To a somewhat sufficient degree	44.4%	29.4%	38.5%	8.3%	18.2%	3.8%	45.5%	7.7%	60.0%
To a somewhat insufficient degree	22.2%	41.2%	46.2%	58.3%	72.7%	34.6%	45.5%	46.2%	0.0%
To a very insufficient degree	33.3%	5.9%	3.8%	8.3%	0.0%	30.8%	9.1%	30.8%	20.0%
Don't know	0.0%	23.5%	0.0%	16.7%	0.0%	30.8%	0.0%	15.4%	0.0%

*Significantly different between stakeholder groups

To what extent do you agree with the following statements about the World Bank Group's work in Mexico? (1-Strongly disagree, 10-Strongly agree)

	Which of the following best describes your current position?																										
	Office of President/ Secretary			Employee of a Ministry			PMU/ Consultant			Local government			Private Sector/ Financial Sector/ Private Bank			CSO			Independent Government Institution		Academia/ Research Institute/ Think Tank			Other			
	N	Mean	SD	N	Mean	SD	N	Mean	SD	N	Mean	SD	N	Mean	SD	N	Mean	SD	N	Mean	SD	N	Mean	SD	N	Mean	SD
Overall the World Bank Group currently plays a relevant role in development in Mexico*	9	6.56	2.30	30	7.50	1.36	27	7.59	1.78	11	7.27	2.45	11	6.64	1.63	18	5.11	2.89	11	7.64	1.57	12	4.75	2.14	5	8.40	1.95
The World Bank Group's work is aligned with what I consider the development priorities for Mexico*	9	6.67	1.87	32	7.72	1.37	27	7.52	1.65	11	7.82	1.17	11	7.18	1.47	17	4.94	2.66	11	7.73	1.74	11	5.18	2.14	5	8.60	1.52

*Significantly different between stakeholder groups

To what extent is the World Bank Group an effective development partner in Mexico, in terms of each of the following? (1-To no degree at all, 10-To a very significant degree)

	Which of the following best describes your current position?																										
	Office of President/ Secretary			Employee of a Ministry			PMU/ Consultant			Local government			Private Sector/ Financial Sector/ Private Bank			CSO			Independent Government Institution			Academia/ Research Institute/ Think Tank			Other		
	N	Mean	SD	N	Mean	SD	N	Mean	SD	N	Mean	SD	N	Mean	SD	N	Mean	SD	N	Mean	SD	N	Mean	SD	N	Mean	SD
Responsiveness to needs	8	6.25	2.19	31	7.58	1.59	24	7.21	1.98	12	7.58	1.38	10	7.00	2.05	12	6.25	2.70	10	7.70	1.16	8	5.63	1.77	5	8.20	1.64
Flexibility (in terms of the institution's products and services)*	9	6.33	2.00	28	7.29	1.63	25	7.16	1.84	12	7.67	1.23	11	7.09	1.92	14	4.86	2.68	11	7.64	1.12	9	5.56	1.81	5	8.20	1.92
Flexibility (in terms of changing country circumstances)*	9	6.78	1.99	28	7.46	1.57	26	7.08	2.08	12	7.92	1.00	10	7.40	1.58	16	4.81	2.59	10	7.40	1.35	10	5.10	2.13	5	8.20	2.39
Being inclusive*	9	7.00	2.24	29	7.69	1.54	25	7.36	2.10	12	7.92	1.00	11	7.36	1.80	16	5.06	2.57	9	7.11	1.90	10	5.60	2.88	5	8.40	1.95
Openness (sharing data and other information)*	9	7.00	1.80	32	8.34	1.77	25	8.32	1.49	12	8.25	.87	11	7.73	1.85	15	6.13	2.36	10	8.00	1.15	11	7.64	1.75	5	7.80	2.77
Collaboration with the Government	9	7.89	1.69	32	8.53	1.50	26	8.08	1.74	12	8.50	1.24	10	8.80	.92	15	7.67	2.02	11	8.45	1.04	11	8.00	1.61	5	8.80	1.64
The speed in which it gets things accomplished on the ground*	8	6.38	1.92	32	7.31	1.79	25	7.24	2.09	11	7.64	1.21	10	7.30	1.49	14	5.07	2.37	10	7.20	1.69	10	5.00	2.16	5	7.20	2.49
Ease of access to the people at the World Bank Group who are making decisions important to my work*	9	7.44	1.51	31	8.10	1.62	26	7.58	2.21	12	8.33	1.15	11	7.45	1.97	14	4.93	2.46	10	7.40	1.90	8	5.00	3.02	5	8.60	1.67
Collaboration with civil society*	7	6.71	1.70	24	7.21	2.00	23	6.91	2.17	10	7.80	1.23	11	7.18	1.94	18	4.11	2.59	8	7.38	2.33	11	4.45	2.58	5	8.00	2.83
Staff accessibility*	9	7.44	1.88	31	8.32	1.60	25	8.00	2.08	12	8.58	1.16	10	8.30	1.16	11	4.27	2.69	10	7.10	2.28	9	4.67	2.40	5	7.80	2.17
Collaboration with the private sector	6	6.67	1.86	20	7.45	1.79	19	7.47	1.71	7	8.00	1.15	9	7.56	1.81	12	5.75	2.53	7	8.14	.69	10	6.60	2.27	1	9.00	
Straightforwardness and honesty*	9	7.89	1.69	31	8.55	1.46	24	8.21	2.23	11	8.73	.90	10	8.90	.99	11	6.36	2.58	9	8.78	1.30	10	7.20	2.15	4	9.00	1.41
Treating clients and stakeholders in Mexico with respect	9	7.44	2.60	31	8.35	1.78	25	8.44	2.02	12	8.75	1.29	10	9.20	.79	11	6.73	2.20	10	8.50	1.72	9	7.67	2.12	4	8.25	1.71
Being a long-term partner	8	7.75	1.67	24	8.21	2.02	25	8.72	1.49	10	9.00	1.25	10	9.00	.82	9	7.00	2.69	11	8.00	2.10	8	8.13	1.46	5	9.00	1.22

*Significantly different between stakeholder groups

C. World Bank Group's Effectiveness and Results

In your opinion, how IMPORTANT is it for the World Bank Group to be involved in the following areas of development in Mexico? (1-Not important at all, 10-Very important)

	Which of the following best describes your current position?																										
	Office of President/ Secretary			Employee of a Ministry			PMU/ Consultant			Local government			Private Sector/ Financial Sector/ Private Bank			CSO			Independent Government Institution			Academia/ Research Institute/ Think Tank			Other		
	N	Mean	SD	N	Mean	SD	N	Mean	SD	N	Mean	SD	N	Mean	SD	N	Mean	SD	N	Mean	SD	N	Mean	SD	N	Mean	SD
Crime and violence	7	7.86	2.12	22	7.32	1.64	19	6.84	2.19	8	8.75	1.04	10	7.40	1.43	19	6.26	3.40	10	7.40	2.01	13	6.46	3.78	5	7.40	1.52
Financial markets	7	6.86	2.12	28	7.96	1.43	22	7.86	2.25	10	8.00	1.25	11	8.64	1.36	16	7.38	2.68	9	8.89	.78	12	8.00	1.35	5	8.80	2.17
Transport*	7	7.00	2.00	27	8.11	1.53	22	8.45	1.26	8	8.13	1.46	11	8.36	1.12	18	6.61	2.48	11	8.45	1.13	13	7.46	2.03	5	7.80	2.17
Anti corruption	8	7.50	2.07	26	8.65	1.44	21	8.67	1.49	9	8.44	1.42	11	7.91	2.55	20	6.85	3.62	11	7.73	2.24	12	6.75	3.65	5	7.60	2.61
Law and justice (e.g., judicial system)	7	7.57	2.37	25	8.28	1.62	20	7.70	1.87	8	8.75	1.39	9	8.11	1.36	18	6.94	3.51	9	8.00	1.22	13	6.23	2.86	5	7.80	1.30
Urban development	7	7.57	1.62	29	8.31	1.61	22	8.73	1.24	9	8.44	.88	11	8.91	.83	19	7.37	2.09	11	8.09	2.21	12	7.50	1.73	5	8.20	1.64
Environmental sustainability	7	8.57	1.27	30	8.73	1.48	23	9.13	1.01	11	9.00	.89	9	8.89	1.05	19	7.89	2.33	11	8.27	1.85	12	7.92	2.57	5	9.00	1.73
Trade and exports	7	6.86	1.68	23	7.43	1.67	19	7.37	1.71	10	8.30	1.16	11	8.45	1.63	15	7.20	2.21	8	8.38	.92	13	7.46	1.71	5	7.80	2.28
Information and communications technology	7	7.29	1.38	26	7.88	1.42	21	8.05	1.63	11	8.64	1.57	10	9.00	1.33	17	7.41	2.72	9	8.78	1.09	13	7.46	1.61	5	8.00	1.73
Poverty reduction	6	8.67	.82	31	9.00	1.24	25	9.32	1.18	11	9.36	.81	10	8.80	1.62	20	7.80	3.24	10	9.20	1.03	13	7.23	3.59	4	8.25	2.22
Gender equity	6	8.83	.98	27	8.52	1.34	24	8.67	1.49	11	8.55	1.37	10	8.70	1.25	18	7.67	3.11	10	8.80	1.23	12	7.08	3.18	5	8.00	2.00
Private sector development	7	7.86	1.35	26	7.77	1.56	23	8.22	1.57	7	8.00	1.53	9	8.89	1.36	17	7.29	3.06	11	8.73	1.01	13	7.08	2.56	3	7.33	2.89
Foreign direct investment	7	7.57	1.62	23	7.78	1.57	21	7.67	2.29	7	9.00	.58	11	9.00	1.00	14	7.36	3.20	9	8.33	1.12	13	7.38	2.10	3	7.33	2.89
Water and sanitation	7	8.29	.76	29	8.21	1.63	22	8.91	1.15	8	8.50	1.20	9	8.67	1.22	18	7.72	2.89	10	9.40	1.07	11	7.82	1.83	5	8.80	1.64
Regulatory framework	7	8.00	1.91	29	8.24	1.33	23	8.09	1.81	8	8.50	.76	9	8.33	1.12	15	7.67	2.41	8	8.25	1.39	10	6.90	2.02	5	8.00	2.00
Economic growth	8	8.63	.74	29	8.83	1.04	24	8.58	1.59	11	9.27	.79	9	9.33	.71	20	7.80	2.50	9	9.00	1.32	11	8.09	2.26	5	8.80	2.17
Energy	7	8.71	1.11	29	8.55	1.30	23	9.00	1.21	9	9.00	.71	11	8.45	1.21	17	8.18	2.56	10	9.00	1.05	11	8.18	1.99	5	8.60	1.67
Disaster management	7	7.86	1.07	23	7.30	2.08	23	8.35	1.50	7	8.71	.76	9	8.33	1.50	15	7.13	3.31	9	7.67	2.29	11	6.82	2.75	5	8.00	2.55
Public sector governance/ reform*	9	8.11	1.17	29	8.72	1.31	23	8.17	1.72	9	9.00	1.00	11	8.64	1.69	19	7.26	3.30	10	9.40	1.07	12	6.92	3.42	5	9.00	1.73
Job creation/employment	6	7.50	1.64	26	7.96	1.75	23	8.35	1.23	9	8.11	1.17	10	8.10	1.66	17	6.94	2.93	9	8.89	1.17	13	6.23	3.49	4	8.50	1.73
Communicable/non-communicable diseases*	7	7.57	1.40	23	7.78	1.78	17	7.76	.90	9	8.22	1.09	9	7.89	1.54	16	6.13	3.05	8	8.38	1.19	12	6.17	2.55	5	8.80	1.30
Equality of opportunity*	7	8.29	1.25	26	8.38	1.81	22	8.55	1.37	11	9.00	.63	11	8.45	1.57	18	7.39	3.22	9	8.22	2.49	13	6.08	3.50	5	8.80	1.10
Social protection*	7	8.43	.98	27	8.15	1.63	21	8.38	1.50	11	9.00	.89	9	8.11	1.69	19	6.37	3.00	8	9.13	.83	13	6.15	3.34	4	8.25	.96
Rural development*	7	7.43	1.27	28	8.46	1.62	24	9.00	1.02	11	8.82	.75	11	8.64	1.86	20	7.35	2.91	9	9.00	1.12	13	6.15	3.02	5	9.20	1.30
Global/regional integration	7	7.43	2.57	27	8.19	1.71	22	8.32	1.52	10	8.70	1.16	11	8.55	1.21	17	7.29	2.89	10	8.20	2.10	12	6.92	1.88	5	8.60	1.52
Natural resource management*	7	7.57	1.40	25	8.20	1.66	24	8.79	1.67	11	9.00	.63	10	8.20	1.14	19	6.89	2.92	9	8.89	1.05	12	6.67	2.10	4	8.00	1.83
Health	7	8.86	1.21	26	8.62	1.65	25	8.92	1.22	11	9.00	1.00	10	8.60	1.17	19	7.89	2.81	8	9.38	.92	12	7.17	3.07	5	9.40	.89
Climate change	7	8.29	1.38	29	8.90	1.47	24	9.21	1.10	11	9.64	.50	11	9.09	1.14	19	8.11	2.42	10	8.70	1.95	12	7.58	2.94	5	9.40	.89
Agricultural development*	7	7.29	1.50	28	8.46	1.32	23	8.87	1.22	10	8.30	1.34	10	8.70	1.34	18	7.39	3.42	9	9.11	1.17	12	6.17	2.89	4	8.25	.96
Education	7	8.71	1.25	28	9.18	.94	24	9.00	1.44	11	9.36	.67	9	9.00	1.12	19	7.89	3.11	9	9.22	1.09	13	7.62	2.90	5	9.40	.89

*Significantly different between stakeholder groups

C. World Bank Group's Effectiveness and Results (continued)

How EFFECTIVE do you believe the World Bank Group is in terms of the work it does in the following areas of development in Mexico? (1-Not effective at all, 10-Very effective)

	Which of the following best describes your current position?																										
	Office of President/ Secretary			Employee of a Ministry			PMU/ Consultant			Local government			Private Sector/ Financial Sector/ Private Bank			CSO			Independent Government Institution			Academia/ Research Institute/ Think Tank			Other		
	N	Mean	SD	N	Mean	SD	N	Mean	SD	N	Mean	SD	N	Mean	SD	N	Mean	SD	N	Mean	SD	N	Mean	SD	N	Mean	SD
Gender equity*	4	8.50	1.29	7	7.43	.79	16	7.19	2.17	5	8.40	.55	5	7.80	.45	7	6.14	3.13	2	8.00	0.00	6	4.17	2.86	4	8.25	1.71
Information and communications technology	3	7.67	1.15	7	7.86	1.46	13	6.62	2.02	4	8.50	.58	5	8.40	.55	8	7.38	2.45	3	8.00	1.00	5	5.60	3.29	4	8.25	1.71
Transport	2	7.50	.71	11	8.27	.90	14	6.79	2.55	4	7.25	.96	9	8.33	.71	7	7.71	1.38	5	8.40	1.14	3	6.33	2.31	2	6.00	4.24
Crime and violence	3	8.00	1.73	5	7.00	.71	13	6.31	2.56	3	7.33	1.15	3	5.33	3.79	6	5.33	2.80	2	8.00	0.00	6	3.50	3.21	2	6.00	4.24
Law and justice	3	8.33	1.53	7	7.43	.79	11	6.64	2.20	3	7.67	1.53	5	6.40	3.05	4	4.50	3.00	3	8.67	.58	6	4.00	3.46	1	9.00	
Urban development	2	7.50	.71	14	8.43	1.09	17	7.29	2.57	4	7.00	1.15	10	7.90	1.10	6	7.50	1.52	6	8.00	2.53	3	6.33	2.52	4	7.50	3.11
Environmental sustainability	5	8.80	1.30	17	8.06	1.78	19	8.05	2.30	5	8.40	1.14	10	7.80	1.23	8	6.88	2.70	7	8.43	.98	7	5.43	2.99	5	8.40	2.07
Regulatory framework	4	8.00	1.41	13	8.23	1.48	16	7.06	2.29	5	7.20	1.10	8	7.75	1.16	6	7.83	1.17	5	8.40	1.14	5	6.60	3.21	1	9.00	
Communicable/non-communicable diseases	2	7.50	.71	6	7.50	1.05	13	6.54	2.50	4	7.25	.96	2	9.00	1.41	6	6.50	1.87	4	8.50	1.29	4	6.00	2.45	3	8.33	2.08
Poverty reduction*	5	7.60	3.36	13	8.69	1.03	21	7.81	2.89	6	8.83	.98	8	8.00	1.20	11	5.73	2.80	6	8.50	.55	8	5.13	4.19	5	8.20	2.49
Anti corruption*	5	6.20	2.39	9	8.11	.93	15	6.87	2.56	6	7.50	1.52	5	8.20	1.30	9	5.11	3.02	6	8.67	.82	7	3.57	3.41	3	7.33	3.79
Private sector development	3	7.00	0.00	9	7.67	1.12	15	6.93	2.09	4	7.25	1.26	5	8.00	.71	9	7.44	2.79	6	8.17	.75	7	7.00	3.27	1	9.00	
Foreign direct investment	4	7.75	1.50	7	7.71	.76	13	6.38	2.40	4	7.25	1.26	5	8.00	.71	6	7.67	2.88	4	8.25	.50	6	7.17	2.64	1	9.00	
Water and sanitation	5	6.80	2.95	13	7.69	1.93	17	8.06	2.19	7	8.14	1.35	8	8.63	.92	5	7.60	1.52	6	8.50	1.05	4	7.75	2.50	3	8.33	2.08
Trade and exports	3	7.67	1.15	3	8.00	1.00	12	6.75	2.18	5	8.20	1.48	5	8.00	.71	5	8.20	1.30	3	8.67	.58	6	7.67	1.97	1	9.00	
Economic growth	5	6.80	2.95	9	8.89	.93	17	7.94	2.08	7	8.29	1.60	6	8.33	1.51	8	6.38	2.39	3	8.33	.58	6	6.17	2.79	5	8.80	1.64
Health	3	8.33	1.53	9	8.56	1.01	14	7.64	2.47	5	8.60	.89	5	8.40	1.52	6	6.17	1.83	4	8.50	.58	6	6.50	3.33	4	8.75	1.89
Disaster management	3	8.33	1.53	5	8.00	.71	13	7.46	2.57	4	8.00	1.63	4	7.25	2.22	6	7.83	1.47	3	8.67	.58	3	7.00	1.73	5	7.80	2.77
Public sector governance/ reform	7	7.71	2.75	16	8.63	1.02	20	7.60	2.26	6	8.00	1.67	7	7.57	2.82	9	6.67	1.87	6	8.67	.52	8	5.63	3.66	5	8.20	2.95
Job creation/employment*	3	7.00	1.00	7	8.00	1.29	12	6.17	2.41	4	7.50	1.73	4	7.25	.96	5	5.20	2.49	3	8.00	1.00	7	3.57	3.26	4	7.50	3.00
Financial markets	3	8.00	1.00	11	8.64	.92	13	6.69	2.10	5	8.60	1.34	4	9.25	.96	7	7.86	2.67	5	9.00	.71	6	7.50	3.33	3	7.33	3.79
Equality of opportunity (i.e., equity)*	2	8.00	1.41	9	8.11	2.15	16	7.50	2.37	6	9.17	.41	5	7.80	1.10	6	6.83	1.47	3	8.33	.58	8	4.50	3.70	3	8.33	2.08
Energy	3	8.67	1.15	12	8.75	.97	19	8.21	2.12	5	8.80	.45	7	8.43	1.40	8	6.25	2.60	7	8.14	1.07	4	7.75	1.50	4	9.00	1.41
Rural development*	3	8.67	1.53	11	8.82	1.08	19	7.74	2.42	5	8.00	.71	6	8.83	1.47	7	5.57	1.90	5	8.80	.84	4	5.50	3.11	4	8.75	1.89
Global/regional integration	3	7.67	.58	5	8.60	1.14	15	7.40	2.20	5	8.60	1.14	7	9.00	1.00	8	8.00	1.69	5	8.80	.84	3	7.67	2.08	1	9.00	
Education	3	6.33	4.04	11	9.00	1.00	19	7.95	2.37	7	8.71	1.60	6	8.67	1.21	9	6.78	2.33	4	8.50	.58	9	6.33	3.08	5	9.00	1.22
Social protection	3	6.67	4.16	9	8.44	1.33	15	7.07	2.52	6	8.33	1.37	3	8.33	.58	7	5.71	2.43	3	8.67	.58	7	5.29	3.77	3	7.67	3.21
Climate change*	5	8.80	1.10	18	8.89	1.18	20	8.25	2.20	6	9.17	.75	6	9.17	.75	8	7.50	2.51	7	8.86	.90	8	5.50	3.30	5	9.20	.84
Agricultural development*	2	6.50	.71	10	8.20	1.32	14	7.64	2.21	5	8.00	.71	5	8.80	.84	5	5.40	3.36	3	8.33	1.15	5	4.80	3.11	5	8.60	2.07
Natural resource management	2	7.50	.71	9	8.33	1.22	15	7.27	2.28	4	8.00	1.41	5	8.40	.55	7	8.43	.98	3	8.67	.58	6	5.50	3.62	2	7.00	2.83

*Significantly different between stakeholder groups

C. World Bank Group's Effectiveness and Results (continued)

	Which of the following best describes your current position?																										
	Office of President/ Secretary			Employee of a Ministry			PMU/ Consultant			Local government			Private Sector/ Financial Sector/ Private Bank			CSO			Independent Government Institution			Academia/ Research Institute/ Think Tank			Other		
	N	Mean	SD	N	Mean	SD	N	Mean	SD	N	Mean	SD	N	Mean	SD	N	Mean	SD	N	Mean	SD	N	Mean	SD	N	Mean	SD
To what extent does the World Bank Group's work help to achieve development results in Mexico?	8	7.38	2.50	29	7.76	1.30	24	7.21	1.86	10	7.60	1.17	11	7.09	1.87	15	6.20	2.76	11	7.45	1.51	7	6.00	3.32	5	8.00	2.92

(1-To no degree at all, 10-To a very significant degree)

To what extent do you agree with the following statements about the World Bank Group in Mexico? (1-Strongly disagree, 10-Strongly agree)

	Which of the following best describes your current position?																										
	Office of President/ Secretary			Employee of a Ministry			PMU/ Consultant			Local government			Private Sector/ Financial Sector/ Private Bank			CSO			Independent Government Institution			Academia/ Research Institute/ Think Tank			Other		
	N	Mean	SD	N	Mean	SD	N	Mean	SD	N	Mean	SD	N	Mean	SD	N	Mean	SD	N	Mean	SD	N	Mean	SD	N	Mean	SD
The World Bank Group's financial instruments (i.e., investment lending, Development Policy Loan, Trust Funds, Program for Result, etc.) meet the needs of Mexico*	8	6.88	2.70	27	7.74	1.35	23	7.35	1.92	11	8.09	1.45	11	7.36	1.50	16	5.56	2.61	11	7.45	1.29	9	5.11	2.89	5	8.00	1.87
The World Bank Group meets Mexico's needs for knowledge services (e.g., research, analysis, data, technical assistance)*	8	7.00	2.78	27	7.93	1.47	22	7.64	2.08	11	8.00	1.10	11	8.00	1.41	15	6.67	2.41	10	8.30	1.25	11	5.45	2.84	5	7.40	3.65

*Significantly different between stakeholder groups

	Which of the following best describes your current position?																											
	Office of President/ Secretary			Employee of a Ministry			PMU/ Consultant			Local government			Private Sector/ Financial Sector/ Private Bank			CSO			Independent Government Institution			Academia/ Research Institute/ Think Tank			Other			
	N	Mean	SD	N	Mean	SD	N	Mean	SD	N	Mean	SD	N	Mean	SD	N	Mean	SD	N	Mean	SD	N	Mean	SD	N	Mean	SD	
To what extent do you believe that Mexico received value for money from the World Bank Group's Reimbursable Advisory Services (RAS)?*	6	5.67	2.80	25	8.12	1.27	23	7.83	1.92	7	8.29	1.11	10	8.00	1.25	11	6.36	2.38	10	8.30	1.34	5	7.20	1.92	3	8.00	2.00	

(1-To no degree at all, 10-To a very significant degree) *Significantly different between stakeholder groups

	Which of the following best describes your current position?																										
	Office of President/ Secretary			Employee of a Ministry			PMU/ Consultant			Local government			Private Sector/ Financial Sector/ Private Bank			CSO			Independent Government Institution			Academia/ Research Institute/ Think Tank			Other		
	N	Mean	SD	N	Mean	SD	N	Mean	SD	N	Mean	SD	N	Mean	SD	N	Mean	SD	N	Mean	SD	N	Mean	SD	N	Mean	SD
To what extent do you believe the World Bank Group measures and corrects its work in real time in Mexico?	8	6.13	2.47	25	7.92	1.22	20	7.30	2.11	8	7.50	1.31	8	7.25	2.05	9	6.00	2.69	10	7.40	1.65	4	7.00	1.41	4	7.25	2.87

(1-To no degree at all, 10-To a very significant degree)

D. The World Bank Group's Knowledge Work and Activities

How frequently do you consult World Bank Group's knowledge work and activities in the work you do?

Percentage of Respondents	Office of President/ Secretary	Employee of a Ministry	PMU/ Consultant	Local Gov.	Private Sector/ Financial Sector/ Private Bank	CSO	Independent Government Institution	Academia/ Research Institute/ Think Tank	Other
Weekly	12.5%	12.1%	32.0%	25.0%	27.3%	0.0%	36.4%	0.0%	40.0%
Monthly	37.5%	12.1%	28.0%	33.3%	27.3%	12.0%	0.0%	8.3%	20.0%
A few times a year	37.5%	48.5%	36.0%	25.0%	36.4%	44.0%	54.5%	58.3%	40.0%
Rarely	12.5%	21.2%	4.0%	8.3%	9.1%	28.0%	9.1%	25.0%	0.0%
Never	0.0%	6.1%	0.0%	8.3%	0.0%	16.0%	0.0%	8.3%	0.0%

In Mexico, to what extent do you believe that the World Bank Group's knowledge work and activities: (1-To no degree at all, 10-To a very significant degree)

	Which of the following best describes your current position?																										
	Office of President/ Secretary			Employee of a Ministry			PMU/ Consultant			Local government			Private Sector/ Financial Sector/ Private Bank			CSO			Independent Government Institution			Academia/ Research Institute/ Think Tank			Other		
	N	Mean	SD	N	Mean	SD	N	Mean	SD	N	Mean	SD	N	Mean	SD	N	Mean	SD	N	Mean	SD	N	Mean	SD	N	Mean	SD
Are timely	8	7.00	2.39	28	8.07	1.12	24	7.58	2.02	9	8.44	1.01	11	7.91	1.22	16	6.94	2.38	11	7.27	1.90	10	7.40	2.59	5	8.00	3.39
Lead to practical solutions	8	6.38	2.20	29	8.00	1.28	24	7.58	1.86	9	8.00	1.22	10	7.20	1.03	16	6.19	2.40	11	7.27	2.00	9	6.11	3.02	5	7.40	3.05
Are accessible (well written and easy to understand)	8	7.38	1.77	28	8.43	1.20	24	7.67	1.97	9	8.33	.87	11	7.45	1.86	16	6.50	2.61	11	7.55	1.86	11	6.82	3.34	5	7.40	3.21
Are translated enough into local language	8	6.38	2.26	26	7.88	1.68	25	7.32	2.27	9	8.89	1.05	11	7.73	2.05	16	6.63	2.47	11	7.55	2.30	10	6.20	2.94	5	7.00	2.92
Are adaptable to Mexico's specific development challenges and country circumstances*	8	7.13	2.17	27	8.30	1.23	25	7.72	1.99	9	8.33	.87	9	7.67	2.06	15	6.00	2.24	10	7.50	1.84	9	6.00	2.69	5	7.40	3.21

*Significantly different between stakeholder groups

	Which of the following best describes your current position?																										
	Office of President/ Secretary			Employee of a Ministry			PMU/ Consultant			Local government			Private Sector/ Financial Sector/ Private Bank			CSO			Independent Government Institution			Academia/ Research Institute/ Think Tank			Other		
	N	Mean	SD	N	Mean	SD	N	Mean	SD	N	Mean	SD	N	Mean	SD	N	Mean	SD	N	Mean	SD	N	Mean	SD	N	Mean	SD
Overall, how significant a contribution do you believe the World Bank Group's knowledge work and activities make to development results in your country?	8	7.25	2.05	29	8.03	1.32	25	7.64	2.06	10	8.10	.99	11	8.00	1.61	15	7.20	2.62	10	8.10	.99	9	5.67	3.28	5	8.20	2.49
Overall, how would you rate the technical quality of the World Bank Group's knowledge work and activities?	8	7.63	2.39	31	8.48	1.06	24	8.38	1.84	11	9.00	.45	11	8.73	.90	15	7.67	2.44	10	8.20	1.03	9	8.44	1.94	5	8.00	2.92

(1-Not significant at all, 10-Very significant; 1-Very low technical quality, 10-Very high technical quality)

E. Working with the World Bank Group

To what extent do you agree/disagree with the following statements? (1-Strongly disagree, 10-Strongly agree)

	Which of the following best describes your current position?																										
	Office of President/ Secretary			Employee of a Ministry			PMU/ Consultant			Local government			Private Sector/ Financial Sector/ Private Bank			CSO			Independent Government Institution			Academia/ Research Institute/ Think Tank			Other		
	N	Mean	SD	N	Mean	SD	N	Mean	SD	N	Mean	SD	N	Mean	SD	N	Mean	SD	N	Mean	SD	N	Mean	SD	N	Mean	SD
The World Bank Group disburses funds promptly	7	7.43	2.07	26	7.58	2.19	21	8.29	2.24	8	8.13	1.36	11	7.55	2.54	11	5.82	3.34	8	7.75	2.19	5	7.80	.84	5	9.60	.55
The World Bank Group effectively monitors and evaluates the projects and programs it supports*	7	7.14	1.95	29	8.55	1.09	24	8.33	1.81	10	8.80	1.03	10	8.60	1.43	13	5.92	3.20	9	7.89	1.45	7	7.29	2.69	5	8.80	1.64
The World Bank Group's approvals and reviews are done in a timely fashion*	7	7.00	1.63	21	8.10	1.34	22	7.50	1.85	9	8.11	1.27	9	8.33	1.32	11	5.45	3.01	7	7.29	2.43	5	8.00	1.22	5	8.20	1.92
The World Bank Group's "Safeguard Policy" requirements are reasonable*	7	6.86	1.86	19	8.21	1.23	21	7.86	2.22	7	8.86	1.07	7	8.29	1.25	6	4.33	3.33	7	7.71	2.29	2	6.50	.71	4	9.00	1.41
The World Bank Group's conditions on its lending are reasonable*	8	6.63	2.83	19	8.11	1.63	23	7.96	1.80	7	8.57	1.40	10	7.90	1.37	10	4.60	2.91	8	7.50	2.20	6	7.17	1.83	5	8.80	1.10
The World Bank Group takes decisions quickly in Mexico	8	6.38	2.62	27	7.93	1.66	23	7.61	1.99	9	7.89	1.27	11	6.91	2.39	8	6.63	2.97	10	7.70	1.34	5	7.40	1.52	5	8.00	2.00
Working with the World Bank Group increases Mexico's institutional capacity*	8	6.63	2.77	28	8.25	1.80	24	7.96	1.94	10	8.80	.92	11	8.27	1.27	11	6.18	2.32	10	8.00	1.25	6	5.50	3.62	5	8.20	1.92
Where country systems (e.g., procurement, financial management, etc.) are adequate, the World Bank Group makes appropriate use of them	6	8.00	1.79	20	8.80	1.01	22	7.32	2.53	8	8.63	.92	8	8.00	2.98	7	7.29	2.98	10	8.10	1.66	3	7.00	1.73	5	7.80	1.92
The World Bank Group provides effective implementation support (i.e., supervision of projects)	7	7.43	2.07	29	8.48	1.43	25	7.96	2.35	10	8.40	1.17	11	8.73	1.10	11	6.27	3.10	9	8.56	.88	4	7.25	1.71	5	8.00	2.92

*Significantly different between stakeholder groups

	Which of the following best describes your current position?																										
	Office of President/ Secretary			Employee of a Ministry			PMU/ Consultant			Local government			Private Sector/ Financial Sector/ Private Bank			CSO			Independent Government Institution			Academia/ Research Institute/ Think Tank			Other		
	N	Mean	SD	N	Mean	SD	N	Mean	SD	N	Mean	SD	N	Mean	SD	N	Mean	SD	N	Mean	SD	N	Mean	SD	N	Mean	SD
To what extent do you believe that the World Bank Group's work helps to find solutions that promote private public partnerships in Mexico?	7	6.29	2.56	17	8.24	1.39	22	7.18	1.62	5	8.20	.84	8	7.63	1.77	14	6.36	2.84	7	8.00	2.31	5	6.00	2.74	3	9.00	0.00

(1-To no degree at all, 10-To a very significant degree)

Which of the following best describes the World Bank Group's support in Mexico? (Select only one response)

Percentage of Respondents (Responses combined)	Office of President/ Secretary	Employee of a Ministry	PMU/ Consultant	Local Gov.	Private Sector/ Financial Sector/ Private Bank	CSO	Independent Government Institution	Academia/ Research Institute/ Think Tank	Other
The World Bank Group is sufficiently selective and focuses on the most important development challenges in Mexico	62.5%	45.5%	72.7%	50.0%	55.6%	13.0%	63.6%	18.2%	75.0%
The World Bank Group is not sufficiently selective in Mexico, and it is involved in too many areas of development	37.5%	24.2%	13.6%	20.0%	33.3%	21.7%	27.3%	27.3%	25.0%
Don't know	0.0%	30.3%	13.6%	30.0%	11.1%	65.2%	9.1%	54.5%	0.0%

F. The Future Role of the World Bank Group in Mexico

Which of the following SHOULD the World Bank Group do to make itself of greater value in Mexico? (Choose no more than TWO)

Percentage of Respondents (Responses combined)	Office of President/ Secretary	Employee of a Ministry	PMU/ Consultant	Local Gov.	Private Sector/ Financial Sector/ Private Bank	CSO	Independent Government Institution	Academia/ Research Institute/ Think Tank	Other
Offer more innovative financial products	37.5%	15.6%	40.0%	9.1%	27.3%	12.5%	40.0%	8.3%	20.0%
Ensure greater selectivity in its work	12.5%	3.1%	4.0%	0.0%	0.0%	4.2%	10.0%	8.3%	0.0%
Provide more adequate data/knowledge/statistics/figures on Mexico's economy	0.0%	28.1%	4.0%	9.1%	0.0%	25.0%	20.0%	33.3%	20.0%
Improve the competitiveness of its financing compared to markets (e.g., cost, timeliness, other terms)	0.0%	9.4%	20.0%	9.1%	18.2%	4.2%	20.0%	8.3%	0.0%
Reach out more to groups outside of Government*	12.5%	15.6%	16.0%	9.1%	27.3%	70.8%	20.0%	66.7%	40.0%
Increase the level of capacity development in the country*	0.0%	40.6%	28.0%	45.5%	9.1%	12.5%	10.0%	8.3%	0.0%
Improve the quality of its experts as related to Mexico's specific challenges	12.5%	3.1%	0.0%	18.2%	18.2%	12.5%	10.0%	8.3%	20.0%
Offer more innovative knowledge services*	0.0%	6.3%	8.0%	0.0%	9.1%	4.2%	0.0%	41.7%	20.0%
Collaborate more effectively with Government clients (e.g., national, state, local)*	25.0%	15.6%	40.0%	54.5%	27.3%	4.2%	30.0%	8.3%	20.0%
Work faster	25.0%	9.4%	12.0%	9.1%	9.1%	4.2%	10.0%	0.0%	40.0%
Reduce the complexity of obtaining World Bank Group financing	25.0%	21.9%	24.0%	18.2%	54.5%	20.8%	30.0%	8.3%	20.0%
Increase availability of Reimbursable Advisory Services (RAS)	0.0%	12.5%	0.0%	0.0%	0.0%	0.0%	0.0%	0.0%	0.0%
Other	12.5%	3.1%	0.0%	0.0%	0.0%	8.3%	0.0%	0.0%	0.0%

*Significantly different between stakeholder groups

When considering the combination of services that the World Bank Group offers in Mexico, and taking into account its limited level of resources, which ONE of the following do you believe the World Bank Group should offer more of in Mexico? (Select only ONE response)

Percentage of Respondents	Office of President/ Secretary	Employee of a Ministry	PMU/ Consultant	Local Gov.	Private Sector/ Financial Sector/ Private Bank	CSO	Independent Government Institution	Academia/ Research Institute/ Think Tank	Other
Financial services	0.0%	30.3%	20.0%	18.2%	45.5%	25.0%	40.0%	16.7%	40.0%
Knowledge products	50.0%	27.3%	40.0%	27.3%	18.2%	20.8%	40.0%	41.7%	40.0%
Convening services	0.0%	3.0%	0.0%	9.1%	0.0%	20.8%	0.0%	0.0%	0.0%
None of the above	0.0%	0.0%	4.0%	0.0%	0.0%	0.0%	0.0%	8.3%	0.0%
The combination is appropriate for Mexico	50.0%	21.2%	32.0%	36.4%	36.4%	20.8%	10.0%	8.3%	20.0%
Don't know	0.0%	18.2%	4.0%	9.1%	0.0%	12.5%	10.0%	25.0%	0.0%

G. Communication and Information Sharing

How do you get most of your information about economic and social development issues in Mexico? (Choose no more than TWO)

Percentage of Respondents (Responses combined)	Office of President/ Secretary	Employee of a Ministry	PMU/ Consultant	Local Gov.	Private Sector/ Financial Sector/ Private Bank	CSO	Independent Government Institution	Academia/ Research Institute/ Think Tank	Other
Social media (e.g., Facebook, blogs, Twitter, YouTube, Flickr)	25.0%	9.1%	20.0%	18.2%	10.0%	8.3%	27.3%	16.7%	0.0%
International newspapers	0.0%	18.2%	12.0%	9.1%	10.0%	8.3%	9.1%	25.0%	60.0%
Local radio	0.0%	3.0%	0.0%	0.0%	10.0%	8.3%	9.1%	0.0%	0.0%
International radio	0.0%	0.0%	0.0%	0.0%	10.0%	0.0%	0.0%	0.0%	0.0%
Local television	0.0%	9.1%	4.0%	9.1%	0.0%	0.0%	0.0%	0.0%	20.0%
International television	0.0%	9.1%	4.0%	0.0%	0.0%	12.5%	9.1%	8.3%	20.0%
Local newspapers	0.0%	24.2%	32.0%	27.3%	30.0%	20.8%	27.3%	8.3%	20.0%
Internet	87.5%	66.7%	76.0%	63.6%	80.0%	75.0%	63.6%	83.3%	20.0%
Periodicals	62.5%	36.4%	24.0%	36.4%	30.0%	50.0%	45.5%	41.7%	60.0%
Other	0.0%	6.1%	8.0%	9.1%	10.0%	12.5%	0.0%	16.7%	0.0%

How would you prefer to receive information from the World Bank Group? (Choose no more than TWO)

Percentage of Respondents (Responses combined)	Office of President/ Secretary	Employee of a Ministry	PMU/ Consultant	Local Gov.	Private Sector/ Financial Sector/ Private Bank	CSO	Independent Government Institution	Academia/ Research Institute/ Think Tank	Other
Direct contact with World Bank Group (i.e., face to face meetings/discussions)	12.5%	42.4%	24.0%	18.2%	18.2%	29.2%	27.3%	0.0%	0.0%
Mobile phones	12.5%	0.0%	8.0%	9.1%	0.0%	0.0%	0.0%	0.0%	20.0%
World Bank Group's seminars/workshops/conferences	50.0%	51.5%	56.0%	45.5%	54.5%	45.8%	72.7%	25.0%	40.0%
World Bank Group's publications and other written materials	37.5%	21.2%	28.0%	45.5%	45.5%	33.3%	45.5%	50.0%	40.0%
World Bank Group's website	37.5%	30.3%	28.0%	36.4%	18.2%	20.8%	27.3%	75.0%	40.0%
Social media (e.g., Facebook, blogs, Twitter, YouTube, Flickr)	12.5%	6.1%	16.0%	18.2%	27.3%	12.5%	0.0%	16.7%	20.0%
e-Newsletters	25.0%	27.3%	32.0%	18.2%	27.3%	50.0%	27.3%	25.0%	0.0%
Other	0.0%	0.0%	0.0%	0.0%	0.0%	0.0%	0.0%	0.0%	0.0%

Are you aware of the World Bank Group's Access to Information Policies under which the World Bank Group discloses any information in its possession that is not on a list of exceptions?

Percentage of Respondents	Office of President/ Secretary	Employee of a Ministry	PMU/ Consultant	Local Gov.	Private Sector/ Financial Sector/ Private Bank	CSO	Independent Government Institution	Academia/ Research Institute/ Think Tank	Other
Yes	50.0%	25.8%	45.8%	50.0%	36.4%	18.2%	36.4%	20.0%	75.0%
No	50.0%	74.2%	54.2%	50.0%	63.6%	81.8%	63.6%	80.0%	25.0%

G. Communication and Information Sharing (continued)

If yes, from which of the following sources did you learn about the World Bank Group's Access to Information Policies? (Select only ONE response)

Percentage of Respondents	Office of President/ Secretary	Employee of a Ministry	PMU/ Consultant	Local Gov.	Private Sector/ Financial Sector/ Private Bank	CSO	Independent Government Institution	Academia/ Research Institute/ Think Tank	Other
World Bank Group's seminars/workshops/conferences	50.0%	30.0%	41.7%	33.3%	75.0%	16.7%	25.0%	33.3%	50.0%
World Bank Group's website	25.0%	60.0%	41.7%	50.0%	0.0%	16.7%	25.0%	33.3%	25.0%
World Bank Group's e-Newsletters	0.0%	0.0%	8.3%	0.0%	0.0%	0.0%	0.0%	33.3%	0.0%
News/Media	0.0%	0.0%	0.0%	0.0%	0.0%	0.0%	0.0%	0.0%	0.0%
Colleagues/Friends/Peer organizations	25.0%	0.0%	8.3%	16.7%	25.0%	33.3%	50.0%	0.0%	25.0%
Other	0.0%	10.0%	0.0%	0.0%	0.0%	33.3%	0.0%	0.0%	0.0%

Have you requested information from the World Bank Group on its activities in the past year?*

Percentage of Respondents	Office of President/ Secretary	Employee of a Ministry	PMU/ Consultant	Local Gov.	Private Sector/ Financial Sector/ Private Bank	CSO	Independent Government Institution	Academia/ Research Institute/ Think Tank	Other
Yes	50.0%	12.1%	24.0%	16.7%	72.7%	12.5%	18.2%	25.0%	25.0%
No	50.0%	87.9%	76.0%	83.3%	27.3%	87.5%	81.8%	75.0%	75.0%

*Significantly different between stakeholder groups

Were you able to obtain this information?

Percentage of Respondents	Office of President/ Secretary	Employee of a Ministry	PMU/ Consultant	Local Gov.	Private Sector/ Financial Sector/ Private Bank	CSO	Independent Government Institution	Academia/ Research Institute/ Think Tank	Other
Yes	100.0%	100.0%	100.0%	100.0%	85.7%	33.3%	100.0%	100.0%	100.0%
No	0.0%	0.0%	0.0%	0.0%	14.3%	66.7%	0.0%	0.0%	0.0%

Do you use/have you used the World Bank Group website?

Percentage of Respondents	Office of President/ Secretary	Employee of a Ministry	PMU/ Consultant	Local Gov.	Private Sector/ Financial Sector/ Private Bank	CSO	Independent Government Institution	Academia/ Research Institute/ Think Tank	Other
Yes	100.0%	81.8%	96.0%	91.7%	100.0%	66.7%	90.9%	75.0%	100.0%
No	0.0%	18.2%	4.0%	8.3%	0.0%	33.3%	9.1%	25.0%	0.0%

Do you currently consult the World Bank Group social media sites (e.g., Facebook, blogs, Twitter, YouTube, and Flickr)?

Percentage of Respondents	Office of President/ Secretary	Employee of a Ministry	PMU/ Consultant	Local Gov.	Private Sector/ Financial Sector/ Private Bank	CSO	Independent Government Institution	Academia/ Research Institute/ Think Tank	Other
Yes	50.0%	39.4%	40.0%	33.3%	36.4%	29.2%	45.5%	33.3%	40.0%
No	50.0%	60.6%	60.0%	66.7%	63.6%	70.8%	54.5%	66.7%	60.0%

G. Communication and Information Sharing (continued)

Please rate how much you agree with the following statements. (1-Strongly disagree, 10-Strongly agree)

	Which of the following best describes your current position?																										
	Office of President/ Secretary			Employee of a Ministry			PMU/ Consultant			Local government			Private Sector/ Financial Sector/ Private Bank			CSO			Independent Government Institution			Academia/ Research Institute/ Think Tank			Other		
	N	Mean	SD	N	Mean	SD	N	Mean	SD	N	Mean	SD	N	Mean	SD	N	Mean	SD	N	Mean	SD	N	Mean	SD	N	Mean	SD
When I need information from the World Bank Group I know how to find it (e.g., whom to call, where to reach them, etc.)*	7	7.86	1.57	30	7.63	2.16	25	8.80	1.00	10	8.40	1.71	11	8.45	1.57	18	6.44	3.07	11	8.09	2.02	12	7.17	2.48	5	9.80	.45
The World Bank Group's social media channels (e.g., blogs, Facebook, Twitter, YouTube, Flickr) are valuable sources of information about the institution	6	7.67	1.86	21	7.57	2.20	14	8.21	2.12	6	8.33	1.37	6	7.67	2.07	13	7.00	3.34	7	7.57	1.62	7	6.57	2.64	5	8.20	1.48
The World Bank Group is responsive to my information requests and inquiries*	5	7.40	1.34	24	8.54	1.82	20	8.65	1.98	6	9.17	.98	10	8.70	1.49	7	5.43	3.95	9	8.67	1.00	6	8.00	1.10	5	8.20	1.79

*Significantly different between stakeholder groups

H. Background Information

Currently, do you professionally collaborate/work with the World Bank Group (IBRD, IFC, or MIGA) in your country? (Select only ONE response)

Percentage of Respondents	Office of President/ Secretary	Employee of a Ministry	PMU/ Consultant	Local Gov.	Private Sector/ Financial Sector/ Private Bank	CSO	Independent Government Institution	Academia/ Research Institute/ Think Tank	Other
Yes	63.6%	72.2%	75.9%	38.5%	81.8%	6.5%	54.5%	7.7%	100.0%
No	36.4%	27.8%	24.1%	61.5%	18.2%	93.5%	45.5%	92.3%	0.0%

*Significantly different between stakeholder groups

Which of the following agencies of the World Bank Group do you primarily engage with in Mexico? (Select only ONE response)

Percentage of Respondents	Office of President/ Secretary	Employee of a Ministry	PMU/ Consultant	Local Gov.	Private Sector/ Financial Sector/ Private Bank	CSO	Independent Government Institution	Academia/ Research Institute/ Think Tank	Other
The World Bank (IBRD)	100.0%	94.3%	100.0%	100.0%	90.9%	47.8%	100.0%	41.7%	100.0%
The International Finance Corporation (IFC)	0.0%	5.7%	0.0%	0.0%	0.0%	13.0%	0.0%	0.0%	0.0%
The Multilateral Investment Guarantee Agency (MIGA)	0.0%	0.0%	0.0%	0.0%	0.0%	0.0%	0.0%	0.0%	0.0%
Other	0.0%	0.0%	0.0%	0.0%	9.1%	39.1%	0.0%	58.3%	0.0%

*Significantly different between stakeholder groups

Do your projects involve both the World Bank and the IFC?

Percentage of Respondents	Office of President/ Secretary	Employee of a Ministry	PMU/ Consultant	Local Gov.	Private Sector/ Financial Sector/ Private Bank	CSO	Independent Government Institution	Academia/ Research Institute/ Think Tank	Other
Yes	27.3%	21.2%	31.0%	27.3%	27.3%	6.5%	18.2%	0.0%	0.0%
No	72.7%	78.8%	69.0%	72.7%	72.7%	93.5%	81.8%	100.0%	100.0%

H. Background Information (continued)

If yes, what was your view of how the two institutions work together in Mexico? (Select only ONE response)

Percentage of Respondents	Office of President/ Secretary	Employee of a Ministry	PMU/ Consultant	Local Gov.	Private Sector/ Financial Sector/ Private Bank	CSO	Independent Government Institution	Academia/ Research Institute/ Think Tank	Other
The two institutions work well together	66.7%	62.5%	66.7%	40.0%	66.7%	0.0%	50.0%	0.0%	0.0%
The way the two institutions work together needs improvement	0.0%	12.5%	33.3%	20.0%	33.3%	100.0%	0.0%	0.0%	0.0%
The two institutions do not work well together	0.0%	0.0%	0.0%	0.0%	0.0%	0.0%	0.0%	0.0%	0.0%
Don't know	33.3%	25.0%	0.0%	40.0%	0.0%	0.0%	50.0%	0.0%	0.0%

Which of the following describes most of your exposure to the World Bank Group in Mexico? (Choose no more than TWO)

Percentage of Respondents (Responses combined)	Office of President/ Secretary	Employee of a Ministry	PMU/ Consultant	Local Gov.	Private Sector/ Financial Sector/ Private Bank	CSO	Independent Government Institution	Academia/ Research Institute/ Think Tank	Other
Observer (i.e., follow in media, discuss in informal conversations, etc.)*	36.4%	2.9%	0.0%	7.7%	9.1%	31.8%	9.1%	23.1%	0.0%
Use World Bank Group reports/data*	18.2%	14.3%	28.6%	15.4%	45.5%	59.1%	27.3%	30.8%	20.0%
Engage in World Bank Group related/sponsored events/activities*	72.7%	68.6%	57.1%	69.2%	45.5%	27.3%	54.5%	30.8%	40.0%
Collaborate as part of my professional duties*	36.4%	54.3%	53.6%	46.2%	54.5%	13.6%	36.4%	15.4%	60.0%
Use World Bank Group website for information, data, research, etc.*	9.1%	11.4%	17.9%	23.1%	18.2%	31.8%	36.4%	53.8%	60.0%

*Significantly different between stakeholder groups

What's your gender?

Percentage of Respondents	Office of President/ Secretary	Employee of a Ministry	PMU/ Consultant	Local Gov.	Private Sector/ Financial Sector/ Private Bank	CSO	Independent Government Institution	Academia/ Research Institute/ Think Tank	Other
Female	18.2%	44.4%	39.3%	30.8%	45.5%	60.0%	45.5%	23.1%	60.0%
Male	81.8%	55.6%	60.7%	69.2%	54.5%	40.0%	54.5%	76.9%	40.0%



Appendix C: Responses to Indicator Questions by Geographic Location¹⁵

● Bogota N=134 ● Outside Bogota N=27

B. Overall Attitudes toward the World Bank Group

Overall, please rate your impression of the effectiveness of these organizations in Mexico.

(1-Not effective at all, 10-Extremely effective)

	Which best represents your geographic location?					
	Mexico City			Outside Mexico City		
	N	Mean	SD	N	Mean	SD
World Bank Group (WBG)	123	7.90	1.87	19	8.05	2.07

To what extent do you agree with the following statements about the World Bank Group's work in Mexico?

(1-Strongly disagree, 10-Strongly agree)

	Which best represents your geographic location?					
	Mexico City			Outside Mexico City		
	N	Mean	SD	N	Mean	SD
Overall the World Bank Group currently plays a relevant role in development in Mexico	118	6.81	2.22	18	7.06	2.15
The World Bank Group's work is aligned with what I consider the development priorities for Mexico	118	7.06	2.02	18	6.89	2.08

To what extent is the World Bank Group an effective development partner in Mexico, in terms of each of the following?

(1-To no degree at all, 10-To a very significant degree)

	Which best represents your geographic location?					
	Mexico City			Outside Mexico City		
	N	Mean	SD	N	Mean	SD
Responsiveness to needs	106	7.19	1.90	16	6.94	1.91
Flexibility (in terms of the institution's products and services)	109	6.88	2.04	17	7.00	1.70
Flexibility (in terms of changing country circumstances)	112	6.88	2.15	15	6.87	1.77
Being inclusive	110	7.00	2.23	18	7.56	1.72
Openness (sharing data and other information)	114	7.87	1.84	18	7.61	1.82
Collaboration with the Government	115	8.30	1.55	18	8.22	1.59
The speed in which it gets things accomplished on the ground	109	6.80	2.10	18	6.94	1.80
Ease of access to the people at the World Bank Group who are making decisions important to my work	110	7.35	2.27	18	7.17	1.92
Collaboration with civil society	102	6.42	2.58	16	6.56	2.06
Staff accessibility	107	7.40	2.43	17	7.53	1.97
Collaboration with the private sector	79	7.19	2.02	13	7.00	1.63
Straightforwardness and honesty	104	8.21	1.87	16	8.13	1.86
Treating clients and stakeholders in Mexico with respect	106	8.32	1.87	17	7.82	2.13
Being a long-term partner	97	8.41	1.74	15	8.00	1.96

¹⁵ 161 respondents provided information about their geographic location. Only these respondents were included in the analysis presented in this appendix.

**C. World Bank Group's Effectiveness and Results**

	Which best represents your geographic location?					
	Mexico City			Outside Mexico City		
	N	Mean	SD	N	Mean	SD
To what extent does the World Bank Group's work help to achieve development results in Mexico?	107	7.16	2.07	14	7.71	1.44

(1-To no degree at all, 10-To a very significant degree)

To what extent do you agree with the following statements about the World Bank Group in Mexico?

(1-Strongly disagree, 10-Strongly agree)

	Which best represents your geographic location?					
	Mexico City			Outside Mexico City		
	N	Mean	SD	N	Mean	SD
The World Bank Group's financial instruments (i.e., investment lending, Development Policy Loan, Trust Funds, Program for Result, etc.) meet the needs of Mexico	105	7.10	2.15	17	7.35	1.73
The World Bank Group meets Mexico's needs for knowledge services (e.g., research, analysis, data, technical assistance)	104	7.38	2.25	18	7.94	.94

D. The World Bank Group's Knowledge Work and Activities**In Mexico, to what extent do you believe that the World Bank Group's knowledge work and activities:**

(1-To no degree at all, 10-To a very significant degree)

	Which best represents your geographic location?					
	Mexico City			Outside Mexico City		
	N	Mean	SD	N	Mean	SD
Are adaptable to Mexico's specific development challenges and country circumstances	101	7.43	2.13	17	7.71	1.40

	Which best represents your geographic location?					
	Mexico City			Outside Mexico City		
	N	Mean	SD	N	Mean	SD
Overall, how significant a contribution do you believe the World Bank Group's knowledge work and activities make to development results in your country?	105	7.60	2.05	19	7.95	1.61
Overall, how would you rate the technical quality of the World Bank Group's knowledge work and activities?	106	8.29	1.69	20	8.45	1.43

(1-Not significant at all, 10-Very significant; 1-Very low technical quality, 10-Very high technical quality)

E. Working with the World Bank Group**To what extent do you agree/disagree with the following statements? (1-Strongly disagree, 10-Strongly agree)**

	Which best represents your geographic location?					
	Mexico City			Outside Mexico City		
	N	Mean	SD	N	Mean	SD
The World Bank Group takes decisions quickly in Mexico	94	7.49	2.00	13	7.31	1.89
Where country systems (e.g., procurement, financial management, etc.) are adequate, the World Bank Group makes appropriate use of them	79	7.87	2.11	12	8.58	1.68



Appendix D: Responses to Selected Questions by Level of Collaboration with the World Bank Group¹⁶

Note that this appendix presents comparative analysis of the data from those respondents who collaborate with the WBG vs. those respondents who do not collaborate with the WBG and covers the following selected questions from the FY16 Mexico COS questionnaire: All 10-point scale questions and question B8 "When thinking about how the World Bank Group can have the most impact on development results in Mexico, in which sectoral areas do you believe the World Bank Group should focus most of its resources in Mexico?"

● Collaborating with the WBG N=83 ● Not collaborating with the WBG N=78

B. Overall Attitudes toward the World Bank Group

How familiar are you with the work of these organizations in Mexico? (1-Not familiar at all, 10-Extremely familiar)

	Currently, do you professionally collaborate/work with the World Bank Group (IBRD/IDA, IFC, or MIGA) in your country?					
	Yes			No		
	N	Mean	SD	N	Mean	SD
World Bank Group (WBG)*	81	9.01	1.36	75	6.75	2.73
Inter-American Development Bank (IDB/BID)*	78	8.45	2.24	74	6.73	2.49
Latin American Development Bank (CAF)*	77	4.91	3.34	73	3.34	2.65

*Significantly different between collaborators and non-collaborators

Overall, please rate your impression of the effectiveness of these organizations in Mexico.

(1-Not effective at all, 10-Extremely effective)

	Currently, do you professionally collaborate/work with the World Bank Group (IBRD/IDA, IFC, or MIGA) in your country?					
	Yes			No		
	N	Mean	SD	N	Mean	SD
World Bank Group (WBG)*	80	8.54	1.48	62	7.11	2.07
Inter-American Development Bank (IDB/BID)*	72	8.38	1.37	62	6.98	1.80
Latin American Development Bank (CAF)*	31	6.87	1.84	31	4.74	2.76

*Significantly different between collaborators and non-collaborators

	Currently, do you professionally collaborate/work with the World Bank Group (IBRD/IDA, IFC, or MIGA) in your country?					
	Yes			No		
	N	Mean	SD	N	Mean	SD
To what extent do you believe the World Bank Group's staff is well prepared (e.g., skills and knowledge) to help Mexico solve its most complicated development challenges?*	80	8.75	1.38	59	7.93	1.95

(1-To no degree at all, 10-To a very significant degree) *Significantly different between collaborators and non-collaborators

¹⁶ Only 161 respondents provided information about their level of collaboration with the World Bank Group (question H3 in the questionnaire). Therefore, only these respondents were included in the analysis presented in this appendix.

**B. Overall Attitudes toward the World Bank Group (continued)**

When thinking about how the World Bank Group can have the most impact on development results in Mexico, in which sectoral areas do you believe the World Bank Group should focus most of its resources (financial and knowledge services) in Mexico? (Choose no more than THREE)

Percentage of Respondents (Responses combined)	Collaborating with the WBG	Not collaborating with the WBG
Health	14.8%	14.7%
Crime and violence	6.2%	8.0%
Transport	4.9%	2.7%
Agricultural development*	1.2%	8.0%
Global/regional integration	2.5%	2.7%
Job creation/employment	8.6%	13.3%
Public sector governance/ reform	23.5%	17.3%
Social protection	8.6%	9.3%
Rural development*	12.3%	2.7%
Foreign direct investment	1.2%	2.7%
Education	43.2%	45.3%
Energy	4.9%	5.3%
Gender equity	1.2%	1.3%
Financial markets	4.9%	4.0%
Urban development*	7.4%	0.0%
Environmental sustainability	16.0%	22.7%
Economic growth	28.4%	30.7%
Private sector development	6.2%	1.3%
Water and sanitation	4.9%	9.3%
Climate change*	21.0%	6.7%
Information and communications technology	2.5%	2.7%
Trade and exports	0.0%	1.3%
Equality of opportunity*	9.9%	24.0%
Law and justice	6.2%	5.3%
Regulatory framework	1.2%	0.0%
Communicable/non-communicable diseases	0.0%	0.0%
Natural resource management	1.2%	0.0%
Poverty reduction	30.9%	30.7%
Anti corruption	18.5%	21.3%
Disaster management	1.2%	0.0%

*Significantly different between collaborators and non-collaborators

**B. Overall Attitudes toward the World Bank Group (continued)**

To what extent do you agree with the following statements about the World Bank Group's work in Mexico?

(1-Strongly disagree, 10-Strongly agree)

	Currently, do you professionally collaborate/work with the World Bank Group (IBRD/IDA, IFC, or MIGA) in your country?					
	Yes			No		
	N	Mean	SD	N	Mean	SD
Overall the World Bank Group currently plays a relevant role in development in Mexico*	75	7.60	1.71	59	5.97	2.33
The World Bank Group's work is aligned with what I consider the development priorities for Mexico*	77	7.71	1.56	58	6.14	2.23

*Significantly different between collaborators and non-collaborators

To what extent is the World Bank Group an effective development partner in Mexico, in terms of each of the following?

(1-To no degree at all, 10-To a very significant degree)

	Currently, do you professionally collaborate/work with the World Bank Group (IBRD/IDA, IFC, or MIGA) in your country?					
	Yes			No		
	N	Mean	SD	N	Mean	SD
Responsiveness to needs*	75	7.68	1.66	46	6.28	1.97
Flexibility (in terms of the institution's products and services)*	72	7.44	1.63	53	6.11	2.19
Flexibility (in terms of changing country circumstances)*	73	7.55	1.59	54	5.96	2.37
Being inclusive*	73	7.68	1.71	54	6.24	2.46
Openness (sharing data and other information)*	75	8.19	1.42	56	7.34	2.19
Collaboration with the Government*	76	8.61	1.34	56	7.86	1.73
The speed in which it gets things accomplished on the ground*	74	7.50	1.59	52	5.85	2.27
Ease of access to the people at the World Bank Group who are making decisions important to my work*	76	8.01	1.60	51	6.31	2.62
Collaboration with civil society*	65	7.25	1.95	52	5.54	2.73
Staff accessibility*	75	8.07	1.70	48	6.40	2.89
Collaboration with the private sector*	51	7.76	1.46	41	6.41	2.25
Straightforwardness and honesty*	71	8.66	1.37	49	7.53	2.25
Treating clients and stakeholders in Mexico with respect*	74	8.51	1.65	48	7.81	2.21
Being a long-term partner*	68	8.71	1.37	43	7.81	2.18

*Significantly different between collaborators and non-collaborators



C. World Bank Group's Effectiveness and Results

In your opinion, how IMPORTANT is it for the World Bank Group to be involved in the following areas of development in Mexico? (1-Not important at all, 10-Very important)

	Currently, do you professionally collaborate/work with the World Bank Group (IBRD/IDA, IFC, or MIGA) in your country?					
	Yes			No		
	N	Mean	SD	N	Mean	SD
Crime and violence	65	7.43	1.93	48	6.69	2.98
Financial markets	70	7.96	1.93	51	8.00	1.71
Transport*	70	8.30	1.38	53	7.30	2.07
Anti corruption*	68	8.46	1.70	56	7.13	3.09
Law and justice (e.g., judicial system)*	65	8.02	1.66	50	7.12	2.85
Urban development	71	8.38	1.57	55	7.89	1.72
Environmental sustainability*	70	8.90	1.25	58	8.24	2.03
Trade and exports	64	7.67	1.72	48	7.56	1.72
Information and communications technology	68	8.12	1.64	52	7.87	1.87
Poverty reduction*	71	9.18	1.13	60	8.12	2.70
Gender equity*	71	8.63	1.39	53	7.91	2.51
Private sector development*	69	8.22	1.54	48	7.42	2.38
Foreign direct investment	63	8.19	1.62	46	7.46	2.39
Water and sanitation*	71	8.79	1.24	49	7.90	2.17
Regulatory framework	70	8.10	1.53	45	7.78	2.04
Economic growth	70	8.87	1.28	57	8.33	1.94
Energy*	72	8.90	1.08	51	8.24	1.93
Disaster management	66	8.05	1.82	44	7.25	2.53
Public sector governance/ reform *	72	8.72	1.44	56	7.70	2.69
Job creation/employment*	67	8.39	1.29	51	7.00	2.70
Communicable/non-communicable diseases*	61	7.97	1.47	46	6.74	2.44
Equality of opportunity*	69	8.49	1.61	54	7.52	2.81
Social protection*	65	8.54	1.25	55	7.00	2.74
Rural development*	71	8.77	1.50	58	7.52	2.41
Global/regional integration*	69	8.36	1.61	53	7.55	2.22
Natural resource management*	66	8.67	1.28	56	7.32	2.33
Health*	69	8.86	1.30	55	8.18	2.39
Climate change*	73	9.12	1.35	56	8.27	2.11
Agricultural development*	67	8.73	1.33	55	7.42	2.54
Education*	68	9.24	.95	58	8.26	2.45

*Significantly different between collaborators and non-collaborators



C. World Bank Group's Effectiveness and Results (continued)

How EFFECTIVE do you believe the World Bank Group is in terms of the work it does in the following areas of development in Mexico? (1-Not effective at all, 10-Very effective)

	Currently, do you professionally collaborate/work with the World Bank Group (IBRD/IDA, IFC, or MIGA) in your country?					
	Yes			No		
	N	Mean	SD	N	Mean	SD
Gender equity*	32	7.75	1.61	25	6.16	2.70
Information and communications technology	29	7.79	1.35	24	6.71	2.60
Transport*	36	8.00	1.59	22	6.64	2.13
Crime and violence	21	6.52	2.36	23	5.43	2.95
Law and justice*	23	7.39	1.78	21	5.43	3.08
Urban development	43	7.93	1.91	24	7.08	1.91
Environmental sustainability*	52	8.40	1.39	32	6.69	2.69
Regulatory framework	37	7.89	1.47	27	7.07	2.35
Communicable/non-communicable diseases*	24	7.83	1.49	21	6.10	2.32
Poverty reduction*	51	8.35	1.98	33	6.30	3.12
Anti corruption*	37	7.46	1.95	29	5.66	3.25
Private sector development	33	7.73	1.21	27	6.81	2.70
Foreign direct investment	28	7.61	1.52	23	6.83	2.55
Water and sanitation	43	8.28	1.58	26	7.46	2.14
Trade and exports	21	7.81	1.17	23	7.52	2.00
Economic growth*	41	8.24	1.71	26	7.00	2.42
Health*	31	8.42	1.54	26	7.12	2.34
Disaster management	26	8.08	1.90	21	7.24	1.87
Public sector governance/ reform*	50	8.14	1.96	35	6.91	2.58
Job creation/employment*	28	7.43	1.83	22	5.05	2.70
Financial markets	34	8.26	1.62	24	7.38	2.60
Equality of opportunity (i.e., equity)*	32	8.03	1.79	27	6.59	2.91
Energy*	44	8.80	1.09	26	7.08	2.15
Rural development*	40	8.50	1.57	25	6.80	2.45
Global/regional integration*	30	8.63	1.22	23	7.43	1.85
Education*	41	8.61	1.63	33	7.06	2.59
Social protection*	33	8.03	1.99	24	6.00	2.81
Climate change*	52	8.96	1.05	32	7.22	2.74
Agricultural development*	35	8.23	1.52	20	6.15	2.72
Natural resource management*	32	8.13	1.39	22	6.86	2.59

*Significantly different between collaborators and non-collaborators

**C. World Bank Group's Effectiveness and Results (continued)**

	Currently, do you professionally collaborate/work with the World Bank Group (IBRD/IDA, IFC, or MIGA) in your country?					
	Yes			No		
	N	Mean	SD	N	Mean	SD
To what extent does the World Bank Group's work help to achieve development results in Mexico?*	72	7.54	1.80	49	6.80	2.25

(1-To no degree at all, 10-To a very significant degree) *Significantly different between collaborators and non-collaborators

To what extent do you agree with the following statements about the World Bank Group in Mexico?

(1-Strongly disagree, 10-Strongly agree)

	Currently, do you professionally collaborate/work with the World Bank Group (IBRD/IDA, IFC, or MIGA) in your country?					
	Yes			No		
	N	Mean	SD	N	Mean	SD
The World Bank Group's financial instruments (i.e., investment lending, Development Policy Loan, Trust Funds, Program for Result, etc.) meet the needs of Mexico*	70	7.60	1.69	52	6.48	2.40
The World Bank Group meets Mexico's needs for knowledge services (e.g., research, analysis, data, technical assistance)*	70	7.91	1.86	51	6.84	2.31

*Significantly different between collaborators and non-collaborators

	Currently, do you professionally collaborate/work with the World Bank Group (IBRD/IDA, IFC, or MIGA) in your country?					
	Yes			No		
	N	Mean	SD	N	Mean	SD
To what extent do you believe that Mexico received value for money from the World Bank Group's Reimbursable Advisory Services (RAS)?*	66	8.02	1.62	35	7.03	2.04

(1-To no degree at all, 10-To a very significant degree) *Significantly different between collaborators and non-collaborators

	Currently, do you professionally collaborate/work with the World Bank Group (IBRD/IDA, IFC, or MIGA) in your country?					
	Yes			No		
	N	Mean	SD	N	Mean	SD
To what extent do you believe the World Bank Group measures and corrects its work in real time in Mexico?*	64	7.53	1.70	33	6.70	2.21

(1-To no degree at all, 10-To a very significant degree) *Significantly different between collaborators and non-collaborators

D. The World Bank Group's Knowledge Work and Activities**In Mexico, to what extent do you believe that the World Bank Group's knowledge work and activities:**

(1-To no degree at all, 10-To a very significant degree)

	Currently, do you professionally collaborate/work with the World Bank Group (IBRD/IDA, IFC, or MIGA) in your country?					
	Yes			No		
	N	Mean	SD	N	Mean	SD
Are timely*	72	8.01	1.62	51	7.12	2.16
Lead to practical solutions*	72	7.71	1.67	50	6.64	2.24
Are accessible (well written and easy to understand)*	72	8.03	1.54	52	7.00	2.55
Are translated enough into local language	72	7.54	2.00	50	7.08	2.51
Are adaptable to Mexico's specific development challenges and country circumstances*	71	7.92	1.74	47	6.79	2.28

*Significantly different between collaborators and non-collaborators

**D. The World Bank Group's Knowledge Work and Activities (continued)**

	Currently, do you professionally collaborate/work with the World Bank Group (IBRD/IDA, IFC, or MIGA) in your country?					
	Yes			No		
	N	Mean	SD	N	Mean	SD
Overall, how significant a contribution do you believe the World Bank Group's knowledge work and activities make to development results in your country?*	72	8.06	1.57	51	7.08	2.37
Overall, how would you rate the technical quality of the World Bank Group's knowledge work and activities?	72	8.54	1.35	53	8.04	1.96

(1-Not significant at all, 10-Very significant; 1-Very low technical quality, 10-Very high technical quality)

*Significantly different between collaborators and non-collaborators

E. Working with the World Bank Group

To what extent do you agree/disagree with the following statements? (1-Strongly disagree, 10-Strongly agree)

	Currently, do you professionally collaborate/work with the World Bank Group (IBRD/IDA, IFC, or MIGA) in your country?					
	Yes			No		
	N	Mean	SD	N	Mean	SD
The World Bank Group disburses funds promptly*	64	8.45	1.41	39	6.36	2.88
The World Bank Group effectively monitors and evaluates the projects and programs it supports*	70	8.46	1.27	45	7.29	2.63
The World Bank Group's approvals and reviews are done in a timely fashion*	59	7.95	1.29	38	6.84	2.58
The World Bank Group's "Safeguard Policy" requirements are reasonable*	53	8.04	1.53	28	7.04	2.87
The World Bank Group's conditions on its lending are reasonable*	59	7.86	1.87	38	6.92	2.54
The World Bank Group takes decisions quickly in Mexico*	73	7.74	1.76	34	6.88	2.31
Working with the World Bank Group increases Mexico's institutional capacity*	72	8.06	1.81	42	7.17	2.45
Where country systems are adequate, the World Bank Group makes appropriate use of them	62	8.05	1.95	28	7.71	2.32
The World Bank Group provides effective implementation support*	73	8.38	1.63	39	7.31	2.45

*Significantly different between collaborators and non-collaborators

	Currently, do you professionally collaborate/work with the World Bank Group (IBRD/IDA, IFC, or MIGA) in your country?					
	Yes			No		
	N	Mean	SD	N	Mean	SD
To what extent do you believe that the World Bank Group's work helps to find solutions that promote private public partnerships in Mexico?	54	7.63	1.83	35	6.86	2.37

(1-To no degree at all, 10-To a very significant degree)

G. Communication and Information Sharing

Please rate how much you agree with the following statements. (1-Strongly disagree, 10-Strongly agree)

	Currently, do you professionally collaborate/work with the World Bank Group (IBRD/IDA, IFC, or MIGA) in your country?					
	Yes			No		
	N	Mean	SD	N	Mean	SD
When I need information from the World Bank Group I know how to find it (e.g., whom to call, where to reach them, etc.)*	75	8.53	1.55	55	6.96	2.60
The World Bank Group's social media channels (e.g., blogs, Facebook, Twitter, YouTube, Flickr) are valuable sources of information about the institution*	47	8.04	1.74	39	7.00	2.70
The World Bank Group is responsive to my information requests and inquiries*	63	8.76	1.38	30	7.03	2.94

*Significantly different between collaborators and non-collaborators



Appendix E: Responses to Selected Questions by Year¹⁷

*All data presented in this appendix are weighted. As a result, means of the FY 2016 data and the total number of respondents each year will be slightly different from those in FY 2014 appendices.

FY 2014 Number of comparable respondents = 138 • FY 2016 Number of comparable respondents = 158

By weighting, the FY 2014 data has the same stakeholder composition as it is in FY 2016. Therefore, the two years are comparable. Respondents from the office of congressman (called the office of a parliamentarian in FY14), multilateral agency, media, community based organizations, trade unions, faith-based groups, youth groups, and the judiciary branch were not included in the year comparison analysis, because there were no respondents from the office of congressman, media, or youth groups in FY 2016 and no respondents from the office of the President, multilateral agency, or community based organizations in FY 2014. There were no respondents from trade unions or faith-based groups in neither years. The weighted stakeholder breakdown is presented below:

Percentage of Respondents	FY2016	FY2014
Office of Minister	6.3%	6.3%
Employee of Ministry	22.8%	22.8%
Consultant/ PMU	18.4%	18.4%
Local Government	8.2%	8.2%
Bilateral/ Multilateral Agency	1.9%	1.9%
Private Sector Organization	2.5%	2.5%
Private Foundation	3.8%	3.8%
Financial Sector/ Private Bank	4.4%	4.4%
NGO/ CBO	16.5%	16.5%
Independent Government Institution	7.0%	7.0%
Academia	8.2%	8.2%

A. General Issues Facing Mexico

In general would you say that Mexico is headed in...?*

Percentage of Respondents	FY2016	FY2014
The right direction	50.0%	60.4%
The wrong direction	29.9%	16.5%
Not sure	20.1%	23.0%

*Significantly different between FY2016 and FY2014

B. Overall Attitudes toward the World Bank Group

How familiar are you with the work of these organizations in Mexico?

	year					
	FY 2016			FY 2014		
	N	Mean	SD	N	Mean	SD
World Bank Group (WBG)	153	7.89	2.47	138	7.62	1.98
Inter-American Development Bank (IDB/BID)	149	7.59	2.52	136	7.50	2.27
Latin American Development Bank (CAF)	147	4.12	3.11			

(1-Not familiar at all, 10-Extremely familiar)

¹⁷ Only those questions that were asked in the FY 2014 and FY 2016 country opinion surveys, with similar response scales/options, are presented.

**B. Overall Attitudes toward the World Bank Group (continued)**

Overall, please rate your impression of the effectiveness of these organizations in Mexico.

	year					
	FY 2016			FY 2014		
	N	Mean	SD	N	Mean	SD
World Bank Group (WBG)	138	7.91	1.90	127	7.49	1.85
Inter-American Development Bank (IDB/BID)	130	7.73	1.72	122	7.47	1.80
Latin American Development Bank (CAF)	59	5.75	2.48			

(1-Not effective at all, 10-Very effective)

	year					
	FY 2016			FY 2014		
	N	Mean	SD	N	Mean	SD
To what extent do you believe the World Bank Group's staff is well prepared (e.g., skills and knowledge) to help Mexico solve its most complicated development challenges?	135	8.42	1.65	125	8.19	1.42

(1-To no degree at all, 10-To a very significant degree)

To what extent do you agree with the following statements about the World Bank Group's work in Mexico?

(1-Strongly disagree, 10-Strongly agree)

	year					
	FY 2016			FY 2014		
	N	Mean	SD	N	Mean	SD
Overall the World Bank Group currently plays a relevant role in development in Mexico	131	6.82	2.21	134	6.96	2.03
The World Bank Group's work is aligned with what I consider the development priorities for Mexico	131	7.02	2.03	134	7.28	1.89

**B. Overall Attitudes toward the World Bank Group (continued)**

To what extent is the World Bank Group an effective development partner in Mexico, in terms of each of the following?

(1-To no degree at all, 10-To a very significant degree)

	year					
	FY 2016			FY 2014		
	N	Mean	SD	N	Mean	SD
Responsiveness to needs	118	7.13	1.92	131	7.20	1.95
Flexibility (in terms of the institution's products and services)	121	6.87	2.00	129	7.05	1.93
Flexibility (in terms of changing country circumstances)	123	6.86	2.11	126	7.07	1.91
Being inclusive	123	7.03	2.17			
Openness (sharing data and other information)	127	7.83	1.79	132	7.65	1.96
Collaboration with the Government	128	8.27	1.54	132	8.29	1.54
The speed in which it gets things accomplished on the ground	122	6.81	2.04	123	6.75	2.08
Ease of access to the people at the World Bank Group who are making decisions important to my work	123	7.29	2.23			
Collaboration with civil society	114	6.46	2.47			
Staff accessibility	119	7.45	2.32	132	7.71	2.10
Collaboration with the private sector	90	7.19	1.92	99	7.46	1.93
Straightforwardness and honesty	116	8.17	1.87	130	7.92	2.09
Treating clients and stakeholders in Mexico with respect	118	8.21	1.91			
Being a long-term partner	107	8.33	1.78			

**C. World Bank Group's Effectiveness and Results**

	year					
	FY 2016			FY 2014		
	N	Mean	SD	N	Mean	SD
To what extent does the World Bank Group's work help to achieve development results in Mexico?	117	7.22	1.98	129	7.03	1.75

(1-To no degree at all, 10-To a very significant degree)

To what extent do you agree with the following statements about the World Bank Group in Mexico?

(1-Strongly disagree, 10-Strongly agree)

	year					
	FY 2016			FY 2014		
	N	Mean	SD	N	Mean	SD
The World Bank Group meets Mexico's needs for knowledge services (e.g., research, analysis, data, technical assistance)	117	7.49	2.06	132	7.46	1.85

	year					
	FY 2016			FY 2014		
	N	Mean	SD	N	Mean	SD
To what extent do you believe that Mexico received value for money from the World Bank Group's Reimbursable Advisory Services (RAS)?	98	7.67	1.83	78	7.36	1.88

(1-To no degree at all, 10-To a very significant degree)

D. The World Bank Group's Knowledge Work and Activities**How frequently do you consult World Bank Group's knowledge work and activities in the work you do?**

Percentage of Respondents	FY2016	FY2014
Weekly	17.3%	12.9%
Monthly	18.7%	24.5%
A few times a year	42.4%	35.3%
Rarely	15.8%	20.1%
Never	5.8%	7.2%

In Mexico, to what extent do you believe that the World Bank Group's knowledge work and activities:

(1-To no degree at all, 10-To a very significant degree)

	year					
	FY 2016			FY 2014		
	N	Mean	SD	N	Mean	SD
Are timely	119	7.66	1.85	121	7.54	1.68
Lead to practical solutions	118	7.29	1.95			
Are accessible (well written and easy to understand)	120	7.63	2.04	122	7.70	1.77
Are translated enough into local language	118	7.38	2.20	121	7.54	2.10
Are adaptable to Mexico's specific development challenges and country circumstances	114	7.47	1.98	124	7.63	1.69

**D. The World Bank Group's Knowledge Work and Activities (continued)**

	year					
	FY 2016			FY 2014		
	N	Mean	SD	N	Mean	SD
Overall, how significant a contribution do you believe the World Bank Group's knowledge work and activities make to development results in your country?	119	7.63	1.97	124	7.42	1.88
Overall, how would you rate the technical quality of the World Bank Group's knowledge work and activities?	121	8.35	1.59	127	8.10	1.37

(1-Not significant at all, 10-Very significant; 1-Very low technical quality, 10-Very high technical quality)

E. Working with the World Bank Group

To what extent do you agree/disagree with the following statements? (1-Strongly disagree, 10-Strongly agree)

	year					
	FY 2016			FY 2014		
	N	Mean	SD	N	Mean	SD
The World Bank Group disburses funds promptly	99	7.63	2.32	112	7.16	2.21
The World Bank Group effectively monitors and evaluates the projects and programs it supports	111	8.01	1.98	124	7.66	1.89
The World Bank Group's approvals and reviews are done in a timely fashion	93	7.54	1.96	113	7.43	1.84
The World Bank Group's "Safeguard Policy" requirements are reasonable	78	7.72	2.14	107	7.57	1.87
The World Bank Group's conditions on its lending are reasonable	93	7.48	2.20			
The World Bank Group takes decisions quickly in Mexico	103	7.47	1.95	119	7.24	1.89
Working with the World Bank Group increases Mexico's institutional capacity	110	7.75	2.09	126	7.39	2.01
Where country systems (e.g., procurement, financial management, etc.) are adequate, the World Bank Group makes appropriate use of them	86	8.00	2.05	108	7.55	2.07
The World Bank Group provides effective implementation support (i.e., supervision of projects)	108	8.05	1.95	118	7.59	1.96

**G. Communication and Information Sharing**

Are you aware of the World Bank Group's Access to Information Policy under which the Bank will now disclose any information in its possession that is not on a list of exceptions?

Percentage of Respondents	FY2016	FY2014
Yes	34.1%	40.7%
No	65.9%	59.3%

Have you requested information from the World Bank Group on its activities in the past year?

Percentage of Respondents	FY2016	FY2014
Yes	23.4%	18.2%
No	76.6%	81.8%

Were you able to obtain this information?

Percentage of Respondents	FY2016	FY2014
Yes	90.3%	90.9%
No	9.7%	9.1%

Do you use/have you used the World Bank Group website?

Percentage of Respondents	FY2016	FY2014
Yes	85.4%	79.7%
No	14.6%	20.3%

Please rate how much you agree with the following statements. (1-Strongly disagree, 10-Strongly agree)

	year					
	FY 2016			FY 2014		
	N	Mean	SD	N	Mean	SD
When I need information from the World Bank Group I know how to find it (e.g., whom to call, where to reach them, etc.)*	127	7.89	2.15	132	7.33	2.39
The World Bank Group is responsive to my information requests and inquiries*	90	8.29	2.03	107	7.59	2.45

*Significantly different between FY2016 and FY2014

Appendix F: Indicator Questions as a Function of Exposure to the World Bank Group

Indicator Question	Currently, do you professionally collaborate/work with the World Bank Group in your country?		Which of the following describes most of your exposure to the World Bank Group in Mexico? (Choose no more than TWO)									
	Not collaborating with the WBG	Collaborating with the WBG	Observer		Use WBG reports/data		Engage in WBG activities		Collaborate		Use WBG website	
			No Mean	Yes Mean	No Mean	Yes Mean	No Mean	Yes Mean	No Mean	Yes Mean	No Mean	Yes Mean
Overall, please rate your impression of the effectiveness of the World Bank Group (WBG) in Mexico.	7.11	8.54	8.02	7.57	8.15	7.54	7.43	8.40	7.77	8.23	8.18	7.32
Overall the World Bank Group currently plays a relevant role in development in Mexico	5.97	7.60	7.07	6.07	7.07	6.68	6.50	7.34	6.58	7.41	7.13	6.39
The World Bank Group's work is aligned with what I consider the development priorities for Mexico	6.14	7.71	7.20	6.29	7.37	6.46	6.60	7.52	6.68	7.60	7.34	6.32
Responsiveness to needs	6.28	7.68	7.28	6.80	7.18	7.41	7.12	7.33	7.05	7.45	7.35	6.85
Flexibility (in terms of the institution's products and services)	6.11	7.44	7.04	6.27	6.93	7.06	6.85	7.06	6.89	7.05	7.05	6.69
Flexibility (in terms of changing country circumstances)	5.96	7.55	7.03	6.18	6.92	7.03	6.63	7.23	6.83	7.09	7.16	6.32
Being inclusive	6.24	7.68	7.29	6.00	7.10	7.31	6.86	7.42	6.97	7.37	7.40	6.40
Openness (sharing data and other information)	7.34	8.19	8.09	6.50	7.86	8.05	7.79	8.01	7.84	8.00	8.00	7.63
Collaboration with the Government	7.86	8.61	8.47	7.92	8.36	8.54	8.30	8.50	8.36	8.47	8.38	8.50
The speed in which it gets things accomplished on the ground	5.85	7.50	7.05	5.85	6.87	7.03	6.66	7.11	6.65	7.23	7.18	6.00
Ease of access to the people at the World Bank Group who are making decisions important to my work	6.31	8.01	7.56	6.17	7.55	7.14	7.02	7.74	6.97	7.93	7.74	6.36
Collaboration with civil society	5.54	7.25	6.81	4.50	6.66	6.36	6.00	7.10	6.15	7.08	6.73	6.10
Staff accessibility	6.40	8.07	7.65	5.60	7.57	7.24	6.92	7.90	7.13	7.86	7.83	6.26
Collaboration with the private sector	6.41	7.76	7.27	7.09	7.47	6.84	7.07	7.40	6.96	7.65	7.45	6.55
Straightforwardness and honesty	7.53	8.66	8.49	6.83	8.33	8.29	8.16	8.44	8.10	8.58	8.45	7.84
Treating clients and stakeholders in Mexico with respect	7.81	8.51	8.50	7.33	8.26	8.68	8.30	8.43	8.19	8.58	8.52	7.83
Being a long-term partner	7.81	8.71	8.55	7.67	8.44	8.55	8.28	8.61	8.35	8.59	8.70	7.67
To what extent does the World Bank Group's work help to achieve development results in Mexico?	6.80	7.54	7.37	6.62	7.36	7.11	7.00	7.52	7.22	7.36	7.35	7.07
The World Bank Group's financial instruments (i.e., investment lending, Development Policy Loan, Trust Funds, Program for Result, etc.) meet the needs of Mexico	6.48	7.60	7.26	6.13	7.25	6.78	6.54	7.62	6.85	7.43	7.26	6.62
The World Bank Group meets Mexico's needs for knowledge services (e.g., research, analysis, data, technical assistance)	6.84	7.91	7.58	6.79	7.42	7.66	7.16	7.81	7.40	7.60	7.59	7.17
The World Bank Group's knowledge work and activities are adaptable to Mexico's specific development challenges and country circumstances	6.79	7.92	7.57	6.71	7.51	7.37	7.11	7.78	7.36	7.59	7.66	6.86
Overall, how significant a contribution do you believe the World Bank Group's knowledge work and activities make to development results in your country?	7.08	8.06	7.66	7.38	7.52	7.91	7.22	7.97	7.65	7.62	7.81	7.07
Overall, how would you rate the technical quality of the World Bank Group's knowledge work and activities?	8.04	8.54	8.27	8.77	8.16	8.68	8.30	8.33	8.46	8.14	8.42	8.00
The World Bank Group takes decisions quickly in Mexico	6.88	7.74	7.52	6.88	7.69	6.90	7.13	7.72	7.21	7.72	7.50	7.35
Where country systems (e.g., procurement, financial management, etc.) are adequate, the World Bank Group makes appropriate use of them	7.71	8.05	7.92	8.57	8.04	7.75	7.75	8.11	8.09	7.85	7.99	7.89

Yellow highlight indicates significant difference between Yes and No means.

Appendix G: Mexico FY 2016 Questionnaire



World Bank Group Country Survey FY16 – Mexico

The World Bank Group is interested in gauging the views of clients and partners who are either involved in development in Mexico or who observe activities related to social and economic development. The following survey will give the World Bank Group's team that works in Mexico, greater insight into how the Bank's work is perceived. This is one tool the World Bank Group uses to assess the views of its stakeholders, and to develop more effective strategies that support development in Mexico.

A local independent firm has been hired to oversee the logistics of this survey. This ensures anonymity and confidentiality. We hope you'll be candid.

Finally, the survey relates to the World Bank Group's work. The World Bank Group consists of IBRD, IDA, IFC, MIGA, and ICSID. When responding to the survey, please consider the area of the World Bank Group with which you are most familiar.

To complete the survey, please circle/check the response that most accurately reflects your opinion. If you prefer not to answer a question, please leave it blank. If you feel that you do not have an adequate amount of information on a subject, please check "Don't know".

PLEASE NOTE: IN SOME CASES THE SURVEY WILL ASK FOR A SPECIFIC NUMBER OF RESPONSES. PLEASE DO NOT CHOOSE ANY MORE THAN REQUESTED. IF MORE RESPONSES ARE CHOSEN, DATA CANNOT BE INCLUDED IN ANALYSIS.

SECTION A: GENERAL ISSUES FACING MEXICO

A1. In general would you say that Mexico is headed in ... ?	
1	The right direction
2	The wrong direction
3	Not sure

SECTION A: GENERAL ISSUES

A2. Listed below are a number of development priorities in Mexico.

Please identify which of the following you consider the most important development priorities in Mexico? (Choose no more than THREE)

1	Global/regional integration	16	Climate change (e.g., mitigation, adaptation)
2	Public sector governance/ reform (i.e., government effectiveness, public financial management, public expenditure, fiscal system reform)	17	Poverty reduction
3	Social protection (e.g., pensions, targeted social assistance)	18	Transport (e.g., roads, bridges, transportation)
4	Gender equity	19	Education
5	Private sector development	20	Agricultural development
6	Foreign direct investment	21	Trade and exports
7	Urban development	22	Crime and violence
8	Energy	23	Anti corruption
9	Job creation/employment	24	Law and justice (e.g., judicial system)
10	Rural development	25	Regulatory framework
11	Financial markets	26	Communicable/non-communicable diseases
12	Water and sanitation	27	Natural resource management (e.g., oil, gas, mining)
13	Environmental sustainability	28	Economic growth
14	Equality of opportunity (i.e., equity)	29	Disaster management
15	Health	30	Information and communications technology

A3. The World Bank Group has committed itself to twin goals: ending extreme poverty by 2030 and boosting shared prosperity. Poverty reduction is a broad term that encompasses work in many different areas.

Which THREE areas of development listed below do you believe would contribute most to reducing poverty in Mexico? (Choose no more than THREE)

1	Water and sanitation	16	Anti corruption
2	Equality of opportunity (i.e., equity)	17	Education
3	Rural development	18	Foreign direct investment
4	Climate change (e.g., mitigation, adaptation)	19	Energy
5	Global/regional integration	20	Public sector governance/ reform (i.e., government effectiveness, public financial management, public expenditure, fiscal system reform)
6	Gender equity	21	Private sector development
7	Economic growth	22	Natural resource management (e.g., oil, gas, mining)
8	Urban development	23	Environmental sustainability
9	Regulatory framework	24	Health
10	Social protection (e.g., pensions, targeted social assistance)	25	Agricultural development
11	Law and justice (e.g., judicial system)	26	Disaster management
12	Transport (e.g., roads, bridges, transportation)	27	Job creation/employment
13	Crime and violence	28	Financial markets
14	Communicable/non-communicable diseases	29	Trade and exports
15	Information and communications technology		

SECTION A: GENERAL ISSUES

A4. The World Bank Group's "Shared Prosperity" goal captures two key elements, economic growth and equity. It will seek to foster income growth among the bottom 40 percent of a country's population. Improvement in the Shared Prosperity Indicator requires growth and well-being of the less well-off. When thinking about the idea of "shared prosperity" in your country, which of the following TWO best illustrate how this would be achieved in Mexico? (Choose no more than TWO)

1	Consistent economic growth
2	More reliable social safety net
3	Greater access to micro-finance for the poor
4	Greater voice and participation for citizens to help ensure greater accountability
5	Greater access to health and nutrition for citizens
6	Better entrepreneurial opportunities (i.e., to start small and medium sized businesses)
7	A growing middle class
8	Better opportunity for the poor who live in rural areas
9	Better opportunity for the poor who live in urban areas
10	Better employment opportunities for young people
11	Better employment opportunities for women
12	Greater equity of fiscal policy
13	Education and training that better ensure job opportunity
14	Better quality public services
15	Other (please specify): _____

A5. Do you think the gap between the rich and the poor is a very big problem, a moderately big problem, a small problem or not a problem at all in Mexico? (Select only ONE response)

1	A very big problem
2	A moderately big problem
3	A small problem
4	Not a problem at all
5	Don't know

A6. In your view, is global climate change a very serious problem, somewhat serious, not too serious, or not a problem? (Select only ONE response)

1	A very serious problem
2	A somewhat serious problem
3	Not too serious problem
4	Not a problem
5	Don't know

**SECTION B: OVERALL ATTITUDES TOWARD THE WORLD BANK GROUP**

How familiar are you with the work of these organizations in Mexico?											
		Not familiar at all					Extremely familiar				
B1	World Bank Group (WBG)	1	2	3	4	5	6	7	8	9	10
B2	Inter-American Development Bank (IDB/BID)	1	2	3	4	5	6	7	8	9	10
B3	Latin American Development Bank (CAF)	1	2	3	4	5	6	7	8	9	10

Overall, please rate your impression of the effectiveness of these organizations in Mexico.											
		Not effective at all					Extremely effective				
B4	World Bank Group (WBG)	1	2	3	4	5	6	7	8	9	10
B5	Inter-American Development Bank (IDB/BID)	1	2	3	4	5	6	7	8	9	10
B6	Latin American Development Bank (CAF)	1	2	3	4	5	6	7	8	9	10

B7. To what extent do you believe the World Bank Group’s staff is well prepared (e.g., skills and knowledge) to help Mexico solve its most complicated development challenges?											
1	2	3	4	5	6	7	8	9	10		<input type="checkbox"/>
To no degree at all									To a very significant degree		Don't know

B8. When thinking about how the World Bank Group can have the most impact on development results in Mexico, in which sectoral areas do you believe the World Bank Group should focus most of its resources (financial and knowledge services) in Mexico? (Choose no more than THREE)			
1	Health	16	Environmental sustainability
2	Crime and violence	17	Economic growth
3	Transport (e.g., roads, bridges, transportation)	18	Private sector development
4	Agricultural development	19	Water and sanitation
5	Global/regional integration	20	Climate change (e.g., mitigation, adaptation)
6	Job creation/employment	21	Information and communications technology
7	Public sector governance/ reform (i.e., government effectiveness, public financial management, public expenditure, fiscal system reform)	22	Trade and exports
8	Social protection (e.g., pensions, targeted social assistance)	23	Equality of opportunity (i.e., equity)
9	Rural development	24	Law and justice (e.g., judicial system)
10	Foreign direct investment	25	Regulatory framework
11	Education	26	Communicable/non-communicable diseases
12	Energy	27	Natural resource management (e.g., oil, gas, mining)
13	Gender equity	28	Poverty reduction
14	Financial markets	29	Anti corruption
15	Urban development	30	Disaster management

SECTION B: OVERALL ATTITUDES TOWARD THE WORLD BANK GROUP

B9. When thinking about the World Bank Group's role, which activity do you believe is of greatest VALUE and which activity is of second greatest value in Mexico?			
		Greatest Value (Choose only ONE)	Second Greatest Value (Choose only ONE)
1	Policy advice, studies, analyses	<input type="checkbox"/>	<input type="checkbox"/>
2	Data and statistics	<input type="checkbox"/>	<input type="checkbox"/>
3	Convening/Facilitating	<input type="checkbox"/>	<input type="checkbox"/>
4	Financial resources	<input type="checkbox"/>	<input type="checkbox"/>
5	Capacity development	<input type="checkbox"/>	<input type="checkbox"/>
6	Technical assistance	<input type="checkbox"/>	<input type="checkbox"/>
7	Help to bring discipline/effective supervision to implementation of investment projects	<input type="checkbox"/>	<input type="checkbox"/>
8	Mobilizing third party financial resources	<input type="checkbox"/>	<input type="checkbox"/>
9	Donor coordination	<input type="checkbox"/>	<input type="checkbox"/>
10	Linkage to non-Bank expertise (i.e., South-South knowledge sharing)	<input type="checkbox"/>	<input type="checkbox"/>
11	Other (please specify): _____	<input type="checkbox"/>	<input type="checkbox"/>

B10. Which of the following do you identify as the World Bank Group's greatest WEAKNESSES in its work in Mexico? (Choose no more than TWO)	
1	Too influenced by developed countries
2	Not exploring alternative policy options
3	Not collaborating enough with stakeholders outside the Government
4	Its advice and strategies do not lend themselves to practical problem solving
5	Not enough public disclosure of its work
6	Arrogant in its approach
7	Not client focused
8	The credibility of its knowledge/data
9	World Bank Group's processes too complex
10	Not willing to honestly criticize policies and reform efforts in the country
11	Staff too inaccessible
12	Imposing technocratic solutions without regard to political realities
13	World Bank Group's processes too slow (e.g., too bureaucratic in its operational policies and procedures)
14	Not aligned with other donors' work
15	Not aligned with country priorities
16	Not adequately sensitive to political/social realities in Mexico
17	Other (please specify): _____
18	Don't know

SECTION B: OVERALL ATTITUDES TOWARD THE WORLD BANK GROUP

B11. Which World Bank Group's instruments do you believe are the MOST effective in reducing poverty in Mexico? (Choose no more than TWO)

1	Trust Fund management
2	Knowledge products/services (analytical work, studies, surveys, etc.)
3	Capacity development
4	Technical assistance (advice, best practice, international experience, etc.)
5	Investment lending (financing specific projects)
6	Policy based lending / budget support to the Government
7	Multi-sectoral approaches
8	Other (please specify): _____
9	Don't know

B12. To what extent do you believe that the World Bank Group's work and support help the poorest in Mexico? (Select only ONE response)

1	To a fully sufficient degree
2	To a somewhat sufficient degree
3	To a somewhat insufficient degree
4	To a very insufficient degree
5	Don't know

To what extent do you agree with the following statements about the World Bank Group's work in Mexico?

		Strongly disagree										Strongly agree	Don't know
B13	Overall the World Bank Group currently plays a relevant role in development in Mexico	1	2	3	4	5	6	7	8	9	10		<input type="checkbox"/>
B14	The World Bank Group's work is aligned with what I consider the development priorities for Mexico	1	2	3	4	5	6	7	8	9	10		<input type="checkbox"/>

SECTION B: OVERALL ATTITUDES TOWARD THE WORLD BANK GROUP

To what extent is the World Bank Group an effective development partner in Mexico, in terms of each of the following?		To no degree at all										To a very significant degree	Don't know
		1	2	3	4	5	6	7	8	9	10		
B15	Responsiveness to needs											<input type="checkbox"/>	
B16	Flexibility (in terms of the institution's products and services)											<input type="checkbox"/>	
B17	Flexibility (in terms of changing country circumstances)											<input type="checkbox"/>	
B18	Being inclusive											<input type="checkbox"/>	
B19	Openness (sharing data and other information)											<input type="checkbox"/>	
B20	Collaboration with the Government											<input type="checkbox"/>	
B21	The speed in which it gets things accomplished on the ground											<input type="checkbox"/>	
B22	Ease of access to the people at the World Bank Group who are making decisions important to my work											<input type="checkbox"/>	
B23	Collaboration with civil society											<input type="checkbox"/>	
B24	Staff accessibility											<input type="checkbox"/>	
B25	Collaboration with the private sector											<input type="checkbox"/>	
B26	Straightforwardness and honesty											<input type="checkbox"/>	
B27	Treating clients and stakeholders in Mexico with respect											<input type="checkbox"/>	
B28	Being a long-term partner											<input type="checkbox"/>	

**SECTION C: WORLD BANK GROUP'S EFFECTIVENESS AND RESULTS**

C1. In your opinion, how IMPORTANT is it for the World Bank Group to be involved in the following areas of development in Mexico?													
		Not important at all										Very important	Don't know
		1	2	3	4	5	6	7	8	9	10		
1	Crime and violence	1	2	3	4	5	6	7	8	9	10	<input type="checkbox"/>	
2	Financial markets	1	2	3	4	5	6	7	8	9	10	<input type="checkbox"/>	
3	Transport (e.g., roads, bridges, transportation)	1	2	3	4	5	6	7	8	9	10	<input type="checkbox"/>	
4	Anti corruption	1	2	3	4	5	6	7	8	9	10	<input type="checkbox"/>	
5	Law and justice (e.g., judicial system)	1	2	3	4	5	6	7	8	9	10	<input type="checkbox"/>	
6	Urban development	1	2	3	4	5	6	7	8	9	10	<input type="checkbox"/>	
7	Environmental sustainability	1	2	3	4	5	6	7	8	9	10	<input type="checkbox"/>	
8	Trade and exports	1	2	3	4	5	6	7	8	9	10	<input type="checkbox"/>	
9	Information and communications technology	1	2	3	4	5	6	7	8	9	10	<input type="checkbox"/>	
10	Poverty reduction	1	2	3	4	5	6	7	8	9	10	<input type="checkbox"/>	
11	Gender equity	1	2	3	4	5	6	7	8	9	10	<input type="checkbox"/>	
12	Private sector development	1	2	3	4	5	6	7	8	9	10	<input type="checkbox"/>	
13	Foreign direct investment	1	2	3	4	5	6	7	8	9	10	<input type="checkbox"/>	
14	Water and sanitation	1	2	3	4	5	6	7	8	9	10	<input type="checkbox"/>	
15	Regulatory framework	1	2	3	4	5	6	7	8	9	10	<input type="checkbox"/>	
16	Economic growth	1	2	3	4	5	6	7	8	9	10	<input type="checkbox"/>	
17	Energy	1	2	3	4	5	6	7	8	9	10	<input type="checkbox"/>	
18	Disaster management	1	2	3	4	5	6	7	8	9	10	<input type="checkbox"/>	
19	Public sector governance/ reform (i.e., government effectiveness, public financial management, public expenditure, fiscal system reform)	1	2	3	4	5	6	7	8	9	10	<input type="checkbox"/>	
20	Job creation/employment	1	2	3	4	5	6	7	8	9	10	<input type="checkbox"/>	
21	Communicable/non-communicable diseases	1	2	3	4	5	6	7	8	9	10	<input type="checkbox"/>	
22	Equality of opportunity (i.e., equity)	1	2	3	4	5	6	7	8	9	10	<input type="checkbox"/>	
23	Social protection (e.g., pensions, targeted social assistance)	1	2	3	4	5	6	7	8	9	10	<input type="checkbox"/>	
24	Rural development	1	2	3	4	5	6	7	8	9	10	<input type="checkbox"/>	
25	Global/regional integration	1	2	3	4	5	6	7	8	9	10	<input type="checkbox"/>	
26	Natural resource management (e.g., oil, gas, mining)	1	2	3	4	5	6	7	8	9	10	<input type="checkbox"/>	
27	Health	1	2	3	4	5	6	7	8	9	10	<input type="checkbox"/>	
28	Climate change (e.g., mitigation, adaptation)	1	2	3	4	5	6	7	8	9	10	<input type="checkbox"/>	
29	Agricultural development	1	2	3	4	5	6	7	8	9	10	<input type="checkbox"/>	
30	Education	1	2	3	4	5	6	7	8	9	10	<input type="checkbox"/>	

SECTION C: WORLD BANK GROUP'S EFFECTIVENESS AND RESULTS

C2. How EFFECTIVE do you believe the World Bank Group is in terms of the work it does in the following areas of development in Mexico? (If you have NO exposure to/experience in working in any of the sectors listed below, please respond "Don't know")													
		Not effective at all										Very effective	Don't know
		1	2	3	4	5	6	7	8	9	10		
1	Gender equity	1	2	3	4	5	6	7	8	9	10	<input type="checkbox"/>	
2	Information and communications technology	1	2	3	4	5	6	7	8	9	10	<input type="checkbox"/>	
3	Transport (e.g., roads, bridges, transportation)	1	2	3	4	5	6	7	8	9	10	<input type="checkbox"/>	
4	Crime and violence	1	2	3	4	5	6	7	8	9	10	<input type="checkbox"/>	
5	Law and justice (e.g., judicial system)	1	2	3	4	5	6	7	8	9	10	<input type="checkbox"/>	
6	Urban development	1	2	3	4	5	6	7	8	9	10	<input type="checkbox"/>	
7	Environmental sustainability	1	2	3	4	5	6	7	8	9	10	<input type="checkbox"/>	
8	Regulatory framework	1	2	3	4	5	6	7	8	9	10	<input type="checkbox"/>	
9	Communicable/non-communicable diseases	1	2	3	4	5	6	7	8	9	10	<input type="checkbox"/>	
10	Poverty reduction	1	2	3	4	5	6	7	8	9	10	<input type="checkbox"/>	
11	Anti corruption	1	2	3	4	5	6	7	8	9	10	<input type="checkbox"/>	
12	Private sector development	1	2	3	4	5	6	7	8	9	10	<input type="checkbox"/>	
13	Foreign direct investment	1	2	3	4	5	6	7	8	9	10	<input type="checkbox"/>	
14	Water and sanitation	1	2	3	4	5	6	7	8	9	10	<input type="checkbox"/>	
15	Trade and exports	1	2	3	4	5	6	7	8	9	10	<input type="checkbox"/>	
16	Economic growth	1	2	3	4	5	6	7	8	9	10	<input type="checkbox"/>	
17	Health	1	2	3	4	5	6	7	8	9	10	<input type="checkbox"/>	
18	Disaster management	1	2	3	4	5	6	7	8	9	10	<input type="checkbox"/>	
19	Public sector governance/ reform (i.e., government effectiveness, public financial management, public expenditure, fiscal system reform)	1	2	3	4	5	6	7	8	9	10	<input type="checkbox"/>	
20	Job creation/employment	1	2	3	4	5	6	7	8	9	10	<input type="checkbox"/>	
21	Financial markets	1	2	3	4	5	6	7	8	9	10	<input type="checkbox"/>	
22	Equality of opportunity (i.e., equity)	1	2	3	4	5	6	7	8	9	10	<input type="checkbox"/>	
23	Energy	1	2	3	4	5	6	7	8	9	10	<input type="checkbox"/>	
24	Rural development	1	2	3	4	5	6	7	8	9	10	<input type="checkbox"/>	
25	Global/regional integration	1	2	3	4	5	6	7	8	9	10	<input type="checkbox"/>	
26	Education	1	2	3	4	5	6	7	8	9	10	<input type="checkbox"/>	
27	Social protection (e.g., pensions, targeted social assistance)	1	2	3	4	5	6	7	8	9	10	<input type="checkbox"/>	
28	Climate change (e.g., mitigation, adaptation)	1	2	3	4	5	6	7	8	9	10	<input type="checkbox"/>	
29	Agricultural development	1	2	3	4	5	6	7	8	9	10	<input type="checkbox"/>	
30	Natural resource management (e.g., oil, gas, mining)	1	2	3	4	5	6	7	8	9	10	<input type="checkbox"/>	

SECTION C: WORLD BANK GROUP'S EFFECTIVENESS AND RESULTS

C3. To what extent does the World Bank Group's work help to achieve development results in Mexico?											
1	2	3	4	5	6	7	8	9	10	<input type="checkbox"/>	
To no degree at all									To a very significant degree		Don't know

To what extent do you agree with the following statements about the World Bank Group in Mexico?												
		Strongly disagree								Strongly agree		Don't know
C4	The World Bank Group's financial instruments (i.e., investment lending, Development Policy Loan, Trust Funds, Program for Result, etc.) meet the needs of Mexico	1	2	3	4	5	6	7	8	9	10	<input type="checkbox"/>
C5	The World Bank Group meets Mexico's needs for knowledge services (e.g., research, analysis, data, technical assistance)	1	2	3	4	5	6	7	8	9	10	<input type="checkbox"/>

C6. To what extent do you believe that Mexico received value for money from the World Bank Group's Reimbursable Advisory Services (RAS)?											
1	2	3	4	5	6	7	8	9	10	<input type="checkbox"/>	
To no degree at all									To a very significant degree		Don't know

C7. To what extent do you believe the World Bank Group measures and corrects its work in real time in Mexico?											
1	2	3	4	5	6	7	8	9	10	<input type="checkbox"/>	
To no degree at all									To a very significant degree		Don't know

PLEASE NOTE: IN SOME CASES THE SURVEY WILL ASK FOR A SPECIFIC NUMBER OF RESPONSES. PLEASE DO NOT CHOOSE ANY MORE THAN REQUESTED. IF MORE RESPONSES ARE CHOSEN, DATA CANNOT BE INCLUDED IN ANALYSIS.

SECTION D: THE WORLD BANK GROUP'S KNOWLEDGE WORK AND ACTIVITIES (i.e., ANALYSIS, STUDIES, RESEARCH, DATA, REPORTS, CONFERENCES)

D1. How frequently do you consult World Bank Group's knowledge work and activities in the work you do?

1	Weekly
2	Monthly
3	A few times a year
4	Rarely
5	Never

In Mexico, to what extent do you believe that the World Bank Group's knowledge work and activities:

		To no degree at all										To a very significant degree	Don't know
		1	2	3	4	5	6	7	8	9	10		
D2	Are timely	1	2	3	4	5	6	7	8	9	10		<input type="checkbox"/>
D3	Lead to practical solutions	1	2	3	4	5	6	7	8	9	10		<input type="checkbox"/>
D4	Are accessible (well written and easy to understand)	1	2	3	4	5	6	7	8	9	10		<input type="checkbox"/>
D5	Are translated enough into local language	1	2	3	4	5	6	7	8	9	10		<input type="checkbox"/>
D6	Are adaptable to Mexico's specific development challenges and country circumstances	1	2	3	4	5	6	7	8	9	10		<input type="checkbox"/>

D7. Overall, how significant a contribution do you believe the World Bank Group's knowledge work and activities make to development results in your country?

1	2	3	4	5	6	7	8	9	10	<input type="checkbox"/>
Not significant at all									Very significant	Don't know

D8. Overall, how would you rate the technical quality of the World Bank Group's knowledge work and activities?

1	2	3	4	5	6	7	8	9	10	<input type="checkbox"/>
Very low technical quality									Very high technical quality	Don't know

SECTION E: WORKING WITH THE WORLD BANK GROUP

To what extent do you agree/disagree with the following statements?												
		Strongly disagree									Strongly agree	Don't know
E1	The World Bank Group disburses funds promptly	1	2	3	4	5	6	7	8	9	10	<input type="checkbox"/>
E2	The World Bank Group effectively monitors and evaluates the projects and programs it supports	1	2	3	4	5	6	7	8	9	10	<input type="checkbox"/>
E3	The World Bank Group's approvals and reviews are done in a timely fashion	1	2	3	4	5	6	7	8	9	10	<input type="checkbox"/>
E4	The World Bank Group's "Safeguard Policy" requirements are reasonable	1	2	3	4	5	6	7	8	9	10	<input type="checkbox"/>
E5	The World Bank Group's conditions on its lending are reasonable	1	2	3	4	5	6	7	8	9	10	<input type="checkbox"/>
E6	The World Bank Group takes decisions quickly in Mexico	1	2	3	4	5	6	7	8	9	10	<input type="checkbox"/>
E7	Working with the World Bank Group increases Mexico's institutional capacity	1	2	3	4	5	6	7	8	9	10	<input type="checkbox"/>
E8	Where country systems (e.g., procurement, financial management, etc.) are adequate, the World Bank Group makes appropriate use of them	1	2	3	4	5	6	7	8	9	10	<input type="checkbox"/>
E9	The World Bank Group provides effective implementation support (i.e., supervision of projects)	1	2	3	4	5	6	7	8	9	10	<input type="checkbox"/>

E10. To what extent do you believe that the World Bank Group's work helps to find solutions that promote private public partnerships in Mexico?												
1	2	3	4	5	6	7	8	9	10	<input type="checkbox"/>		
To no degree at all									To a very significant degree		Don't know	

E11. Which of the following best describes the World Bank Group's support in Mexico? (Select only one response)												
1	The World Bank Group is sufficiently selective and focuses on the most important development challenges in Mexico											
2	The World Bank Group is not sufficiently selective in Mexico, and it is involved in too many areas of development.											
3	Don't know											

SECTION F: RECENT TRENDS AND THE FUTURE ROLE OF THE WORLD BANK GROUP IN MEXICO

F1. Which of the following SHOULD the World Bank Group do to make itself of greater value in Mexico? (Choose no more than TWO)	
1	Offer more innovative financial products
2	Ensure greater selectivity in its work
3	Provide more adequate data/knowledge/statistics/figures on Mexico's economy
4	Improve the competitiveness of its financing compared to markets (e.g., cost, timeliness, other terms)
5	Reach out more to groups outside of Government
6	Increase the level of capacity development in the country
7	Improve the quality of its experts as related to Mexico's specific challenges
8	Offer more innovative knowledge services
9	Collaborate more effectively with Government clients (e.g., national, state, local)
10	Work faster
11	Reduce the complexity of obtaining World Bank Group financing
12	Increase availability of Reimbursable Advisory Services (RAS)
13	Other (please specify): _____

F2. When considering the combination of services that the World Bank Group offers in Mexico, and taking into account its limited level of resources, which ONE of the following do you believe the World Bank Group should offer more of in Mexico? (Select only ONE response)	
1	Financial services
2	Knowledge products
3	Convening services
4	None of the above
5	The combination is appropriate for Mexico
6	Don't know

SECTION G: COMMUNICATION AND INFORMATION SHARING

G1. How do you get most of your information about economic and social development issues in Mexico? (Choose no more than TWO)

1	Social media (e.g., Facebook, blogs, Twitter, YouTube, Flickr)	6	International television
2	International newspapers	7	Local newspapers
3	Local radio	8	Internet
4	International radio	9	Periodicals
5	Local television	10	Other (please specify): _____

G2. How would you prefer to receive information from the World Bank Group? (Choose no more than TWO)

1	Direct contact with World Bank Group (i.e., face to face meetings/discussions)	5	World Bank Group's website
2	Mobile phones	6	Social media (e.g., Facebook, blogs, Twitter, YouTube, Flickr)
3	World Bank Group's seminars/workshops/conferences	7	e-Newsletters
4	World Bank Group's publications and other written materials	8	Other (please specify): _____

G3	Are you aware of the World Bank Group's Access to Information Policies under which the World Bank Group discloses any information in its possession that is not on a list of exceptions? (If YES please go to Question G4; if NO please go to G5)	Yes	No
-----------	---	------------	-----------

G4. If yes, from which of the following sources did you learn about the World Bank Group's Access to Information Policies? (Select only ONE response)

1	World Bank Group's seminars/workshops/conferences
2	World Bank Group's website
3	World Bank Group's e-Newsletters
4	News/Media
5	Colleagues/Friends/Peer organizations
6	Other (please specify): _____

G5	Have you requested information from the World Bank Group on its activities in the past year? (If YES please go to Question G6; if NO please go to G7)	Yes	No
G6	Were you able to obtain this information?	Yes	No
G7	Do you use/have you used the World Bank Group website?	Yes	No
G8	Do you currently consult the World Bank Group social media sites (e.g., Facebook, blogs, Twitter, YouTube, and Flickr)?	Yes	No

Please rate how much you agree with the following statements.

	Strongly disagree										Strongly agree	Don't know
G9	1	2	3	4	5	6	7	8	9	10		<input type="checkbox"/>
	When I need information from the World Bank Group I know how to find it (e.g., whom to call, where to reach them, etc.)											
G10	1	2	3	4	5	6	7	8	9	10		<input type="checkbox"/>
	The World Bank Group's social media channels (e.g., blogs, Facebook, Twitter, YouTube, Flickr) are valuable sources of information about the institution											
G11	1	2	3	4	5	6	7	8	9	10		<input type="checkbox"/>
	The World Bank Group is responsive to my information requests and inquiries											

SECTION H: BACKGROUND INFORMATION

H1. Which of the following best describes your current position? (Select only ONE response)			
1	Office of the President	11	NGO/Community Based Organization
2	Office of Secretary	12	Media (press, radio, TV, web, etc.)
3	Office of Congressman	13	Independent Government Institution (i.e., Regulatory Agency, Central Bank/oversight institution)
4	Employee of a Secretary or Implementation Agency	14	Trade Union
5	Project Management Unit (PMU) overseeing implementation of project/ Consultant/Contractor working on World Bank Group supported project/program	15	Faith-Based Group
6	Local Government Office or Staff	16	Youth Group
7	Bilateral/Multilateral Agency	17	Academia/Research Institute/Think Tank
8	Private Sector Organization	18	Judiciary Branch
9	Private Foundation	19	Other (please specify): _____
10	Financial Sector/Private Bank		

H2. Please identify the primary specialization of your work. (Select only ONE response)			
1	Water	12	Gender
2	Social protection and labor	13	Transport and ICT
3	Fragility, conflict and violence	14	Urban, rural, and social development
4	Environment and natural resources	15	Governance
5	Public-private partnerships	16	Poverty
6	Education	17	Jobs
7	Health, nutrition, and population	18	Agriculture
8	Energy and extractives	19	Climate Change
9	Macroeconomics and fiscal management	20	Generalist (specialized in multiple sectors)
10	Trade and competitiveness	21	Other (please specify): _____
11	Finance and markets		

H3. Currently, do you professionally collaborate/work with the World Bank Group (IBRD/IDA, IFC, or MIGA) in your country? (Select only ONE response)	
1	Yes
2	No

SECTION H: BACKGROUND INFORMATION

H4. Which of the following agencies of the World Bank Group do you primarily engage with in Mexico? (Select only ONE response)

1	The World Bank (IBRD)
2	The International Finance Corporation (IFC)
3	The Multilateral Investment Guarantee Agency (MIGA)
4	Other (please specify): _____

H5. Do your projects involve both the World Bank and the IFC? (If YES please go to Question H6; If NO please go to H7)

1	Yes
2	No

H6. If yes, what was your view of how the two institutions work together in Mexico? (Select only ONE response)

1	The two institutions work well together
2	The way the two institutions work together needs improvement
3	The two institutions do not work well together
4	Don't know

H7. Which of the following describes most of your exposure to the World Bank Group in Mexico? (Choose no more than TWO)

1	Observer (i.e., follow in media, discuss in informal conversations, etc.)
2	Use World Bank Group reports/data
3	Engage in World Bank Group related/sponsored events/activities
4	Collaborate as part of my professional duties
5	Use World Bank Group website for information, data, research, etc.

H8. What's your gender?

1	Female
2	Male

H9. Which best represents your geographic location?

1	Mexico City
2	Outside Mexico City

Thank you for completing the survey!