

FY15 Pakistan Country Opinion Survey Report

THE WORLD BANK GROUP

Public Opinion Research Group




August 2015



Acknowledgements

The Pakistan Country Opinion Survey is part of the Country Opinion Survey Program series of the World Bank Group. This report was prepared by the Public Opinion Research Group (PORG) team led by Sharon Felzer (Senior Communications Officer, Head of PORG), Jessica Cameron, Svetlana Markova, and Jing Guo. Calita Woods and Dania Mendoza provided data support. The report was prepared under the overall guidance and supervision of Sumir Lal (Director, ECRGP). PORG acknowledges the significant contribution from the Pakistan country team and the local fielding agency Gallup-Pakistan. In particular, PORG is grateful for the support from Shahzad Sharjeel (Senior Communications Officer) and Mariam Sara Altaf (Communications Officer) who coordinated all survey related activities from Islamabad, Pakistan.



Country Opinion Surveys
THE WORLD BANK GROUP



Table of Contents

I. Objectives	3
II. Methodology.....	3
III. Demographics of the Sample.....	4
IV. General Issues Facing Pakistan	11
V. Overall Attitudes toward the World Bank Group.....	18
VI. Sectoral Importance and Effectiveness.....	27
VII. How the World Bank Group Operates	35
VIII. The IFC and World Bank	44
IX. World Bank Group's Knowledge and Instruments	47
X. The World Bank Group's Country Partnership Strategy and Sectoral Work in Pakistan	57
XI. The Future Role of the World Bank Group in Pakistan	63
XII. Communication and Outreach	69
XIII. Appendices.....	79





I. Objectives

This survey was designed to assist the World Bank Group (WBG) in gaining a better understanding of how stakeholders in Pakistan perceive the WBG. The survey explored:

- *General Issues facing Pakistan*
- *Overall Attitudes toward the World Bank Group*
- *World Bank Group's Sectoral Effectiveness and Results*
- *The IFC and World Bank*
- *The World Bank Group's Knowledge Work and Activities*
- *Working with the World Bank Group*
- *The World Bank Group's Country Partnership Strategy and Sectoral Work*
- *The Future Role of the World Bank Group in Pakistan*
- *Communication and Information Sharing*
- *Background Information*

II. Methodology

From April to June 2015, 1,240 stakeholders of the WBG in Pakistan were invited to provide their opinions on the WBG's work in the country by participating in a Country Opinion Survey. Participants were drawn from the office of the President/Prime Minister, office of a Minister, office of a Parliamentarian, employees of ministries/ministerial departments/implementation agencies, Project Management Units (PMUs) overseeing implementation of a project or consultants working on WBG-supported projects, local governments, bilateral/multilateral agencies, private sector organizations, private foundations, the financial sector/private banks, NGOs/community-based organizations (CBOs), the media, independent government institutions, trade unions, faith-based groups, youth groups, academia/research institutes/think tanks, and the judiciary branch. A total of 262 stakeholders participated in the survey (21% response rate).

Respondents received the questionnaire via courier and returned them accordingly. Respondents were asked about: general issues facing Pakistan, their overall attitudes toward the WBG, the WBG's effectiveness and results, the IFC and World Bank, the WBG's knowledge work and activities, working with the WBG, the WBG's Country Partnership Strategy and sectoral work, the WBG's future role in Pakistan; and the WBG's communication and information sharing.

Every country that engages in the Country Opinion Survey must include specific indicator questions that will be aggregated for the World Bank Group's annual Corporate Scorecard. These questions are identified throughout the survey report.

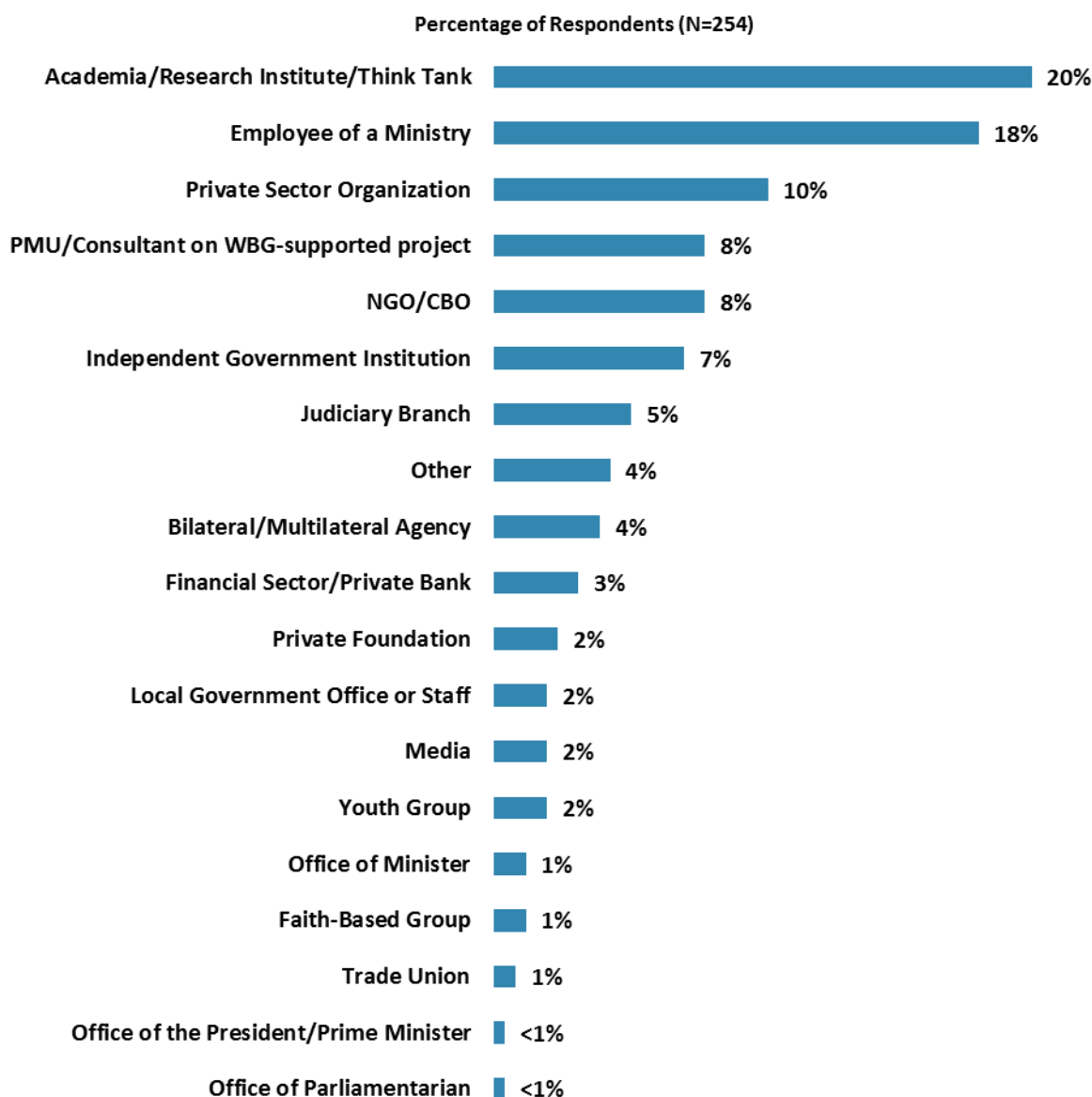
The results of this year's Country Survey were compared to the Country Survey conducted in FY '12 (response rate was 51%, N=512). The data were weighted to reach similar stakeholder compositions across the two survey years, allowing for more statistically reliable comparisons. Stakeholder groups which were insufficiently represented in either fiscal year were not included in these comparisons, nor were respondents who identified themselves as "other" in the stakeholder category options. As a result, mean ratings, percentages of respondents, and the total number of respondents in both years are slightly different from those of the original data reported in the FY '12 COS report and the non-weighted data presented in this report. For the weighted stakeholder breakdown and year comparison results, please see appendix F (page 225).



III. Demographics of the Sample

Current Position

- **Note:** For all further analyses, the small number of respondents from the financial sector/private banks were combined with those from private sector organizations and the small number of respondents from trade unions, faith-based groups, and youth groups were combined with those from NGOs/CBOs to create a “Civil Society” category. The few respondents from the office of the President/Prime Minister, the office of a Minister, and the office of a Parliamentarian were included in the “Other” category.

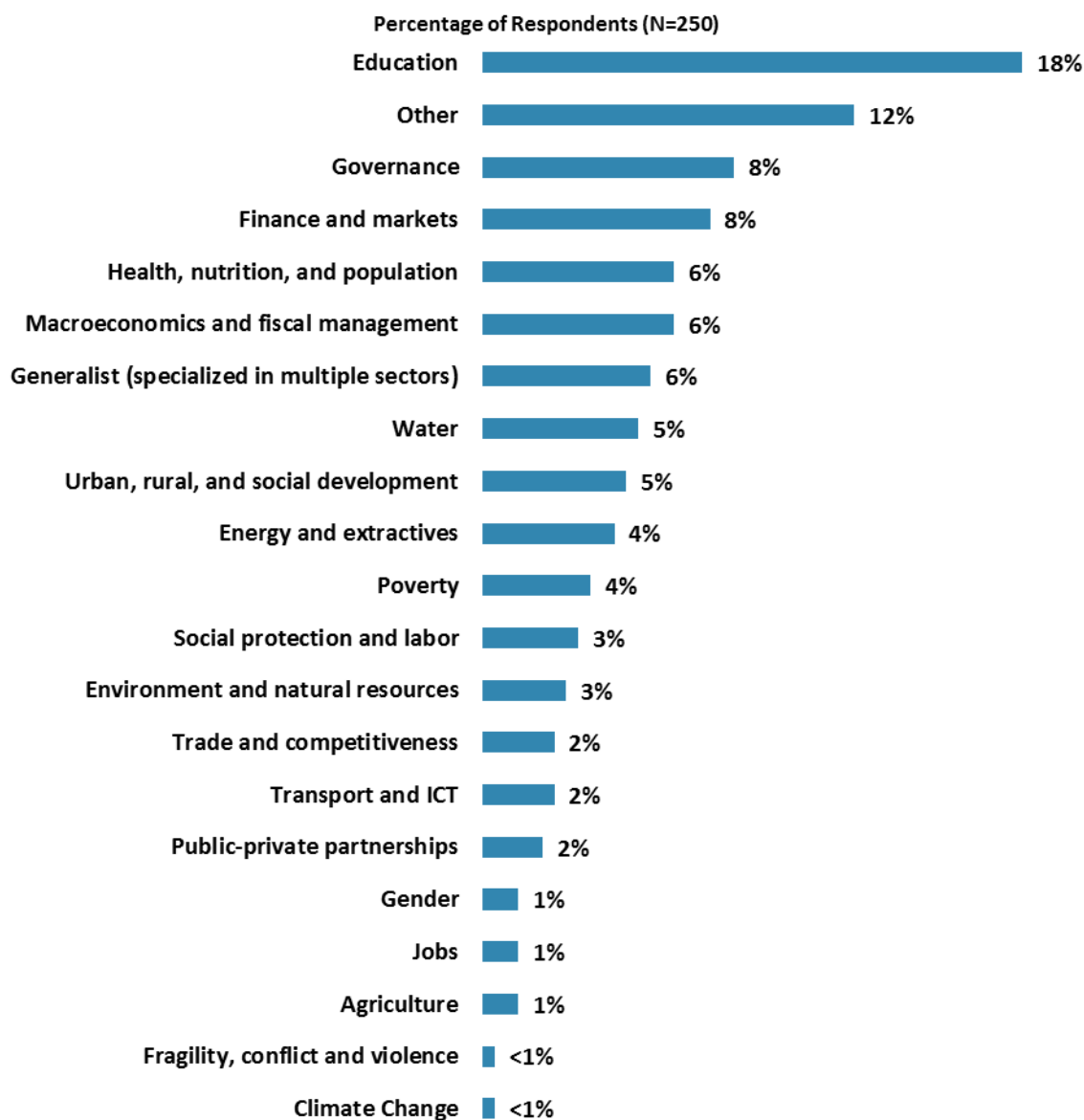


“Which of the following best describes your current position? (Select only ONE response)”
(Respondents chose from a list.)



III. Demographics of the Sample (continued)

Area of Primary Specialization



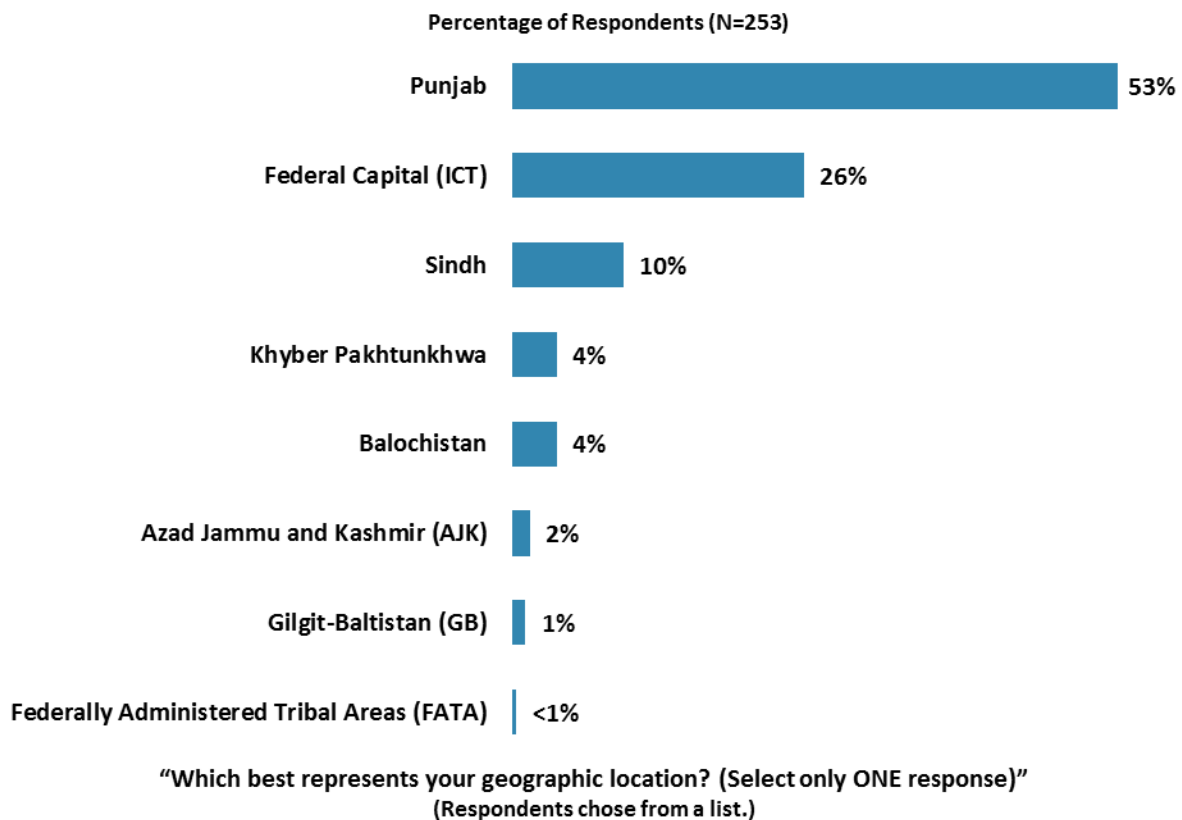
“Please identify the primary specialization of your work. (Select only ONE response)”
(Respondents chose from a list.)



III. Demographics of the Sample (continued)

Geographic Location

- **Note:** Because of the small number of respondents from areas outside of Punjab, these respondents were combined into an “Other Areas” category for all further analyses. Only significant geographic location differences in ratings of indicator questions will be discussed in the body of this report. All geographic location comparisons can be found in Appendix C (see page 143).

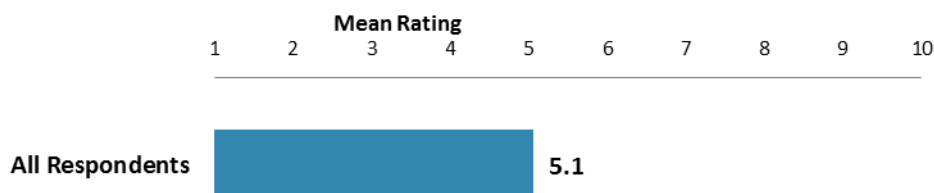




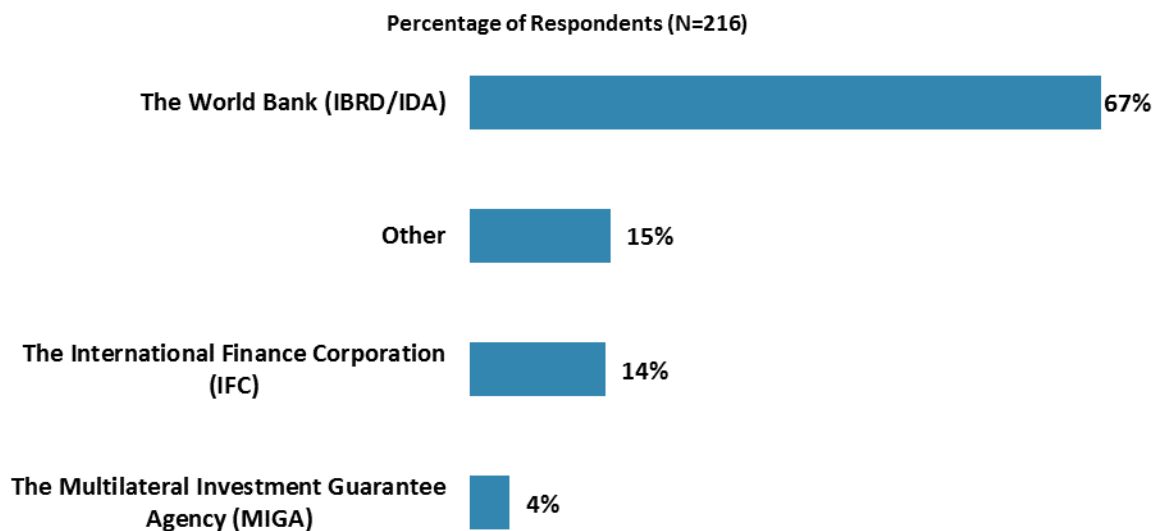
III. Demographics of the Sample (continued)

Exposure to Agencies within the World Bank Group

- **Stakeholders:** Respondents from PMUs/Consultants on WBG projects and bilateral/multilateral agencies had the highest ratings for how closely they interact with the WBG whereas respondents from the judiciary branch, civil society, and the private sector/financial sector/private banks had significantly lower ratings.



"How closely do you interact with the World Bank Group at a professional level?"
(1-"Not closely at all", 10-"Very closely")



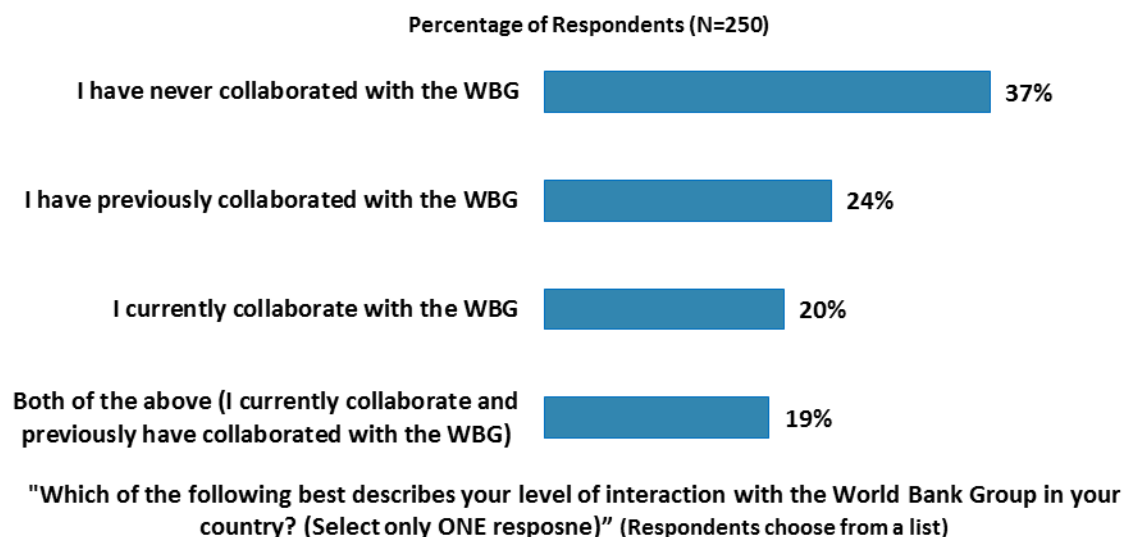
"Which of the following agencies of the World Bank Group do you primarily engage with in Pakistan?
(Select only ONE response)" (Respondents choose from a list)



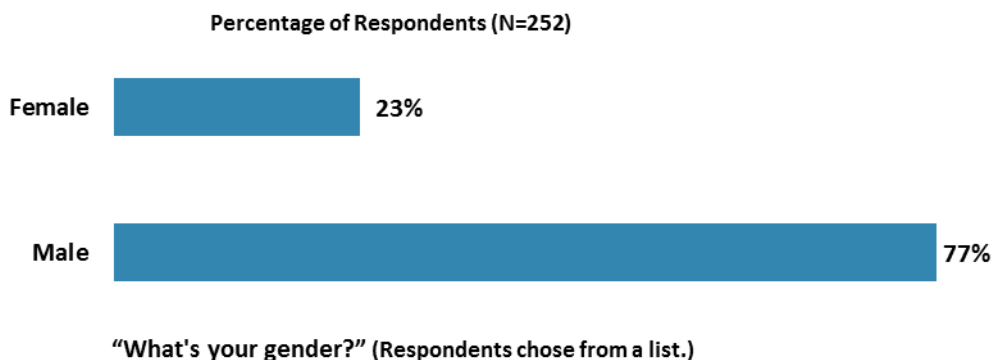
III. Demographics of the Sample (continued)

Collaboration with the WBG

- **Note:** For all further analyses, respondents who indicated that they had previously collaborated with the WBG were combined with those who had never collaborated to make one group of those not collaborating with the WBG, and those who indicated both (that they currently collaborate and had collaborated in the past) were combined with those who currently collaborate to create one group of those currently collaborating.
- **Year comparison:** Respondents in this year's Country Survey were significantly more likely to be currently collaborating with the WBG (weighted percentage of respondents collaborating = 36.1%) compared to respondents from the FY '12 Country Survey (weighted percentage of respondents collaborating = 25.5%)¹.



Gender

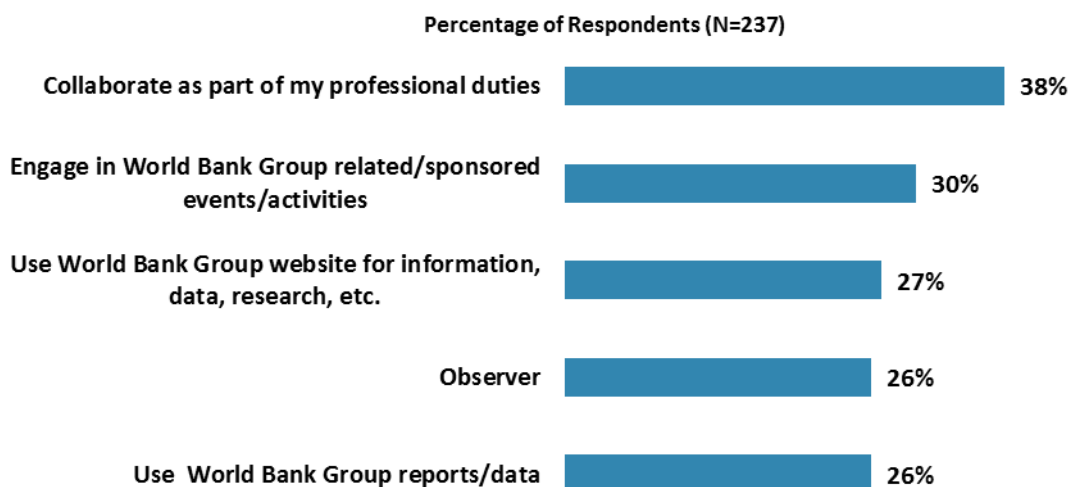


¹ Please refer to Appendix F (page 225) for more details on weighting for year comparisons. The percentages in the chart were calculated based on un-weighted data.



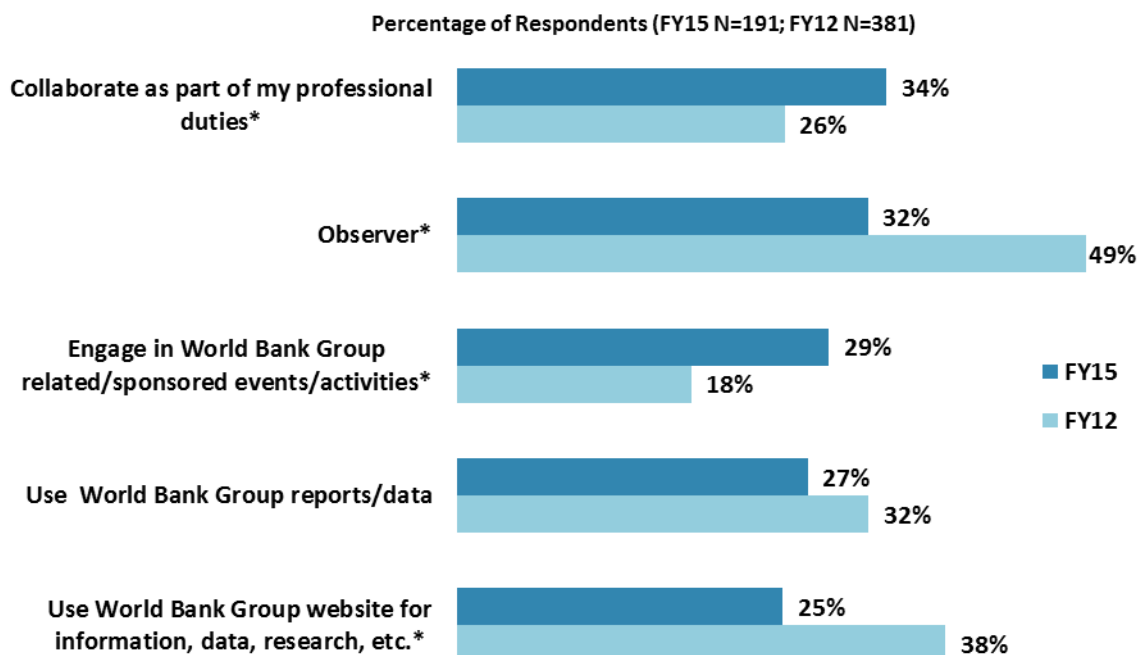
III. Demographics of the Sample (continued)

Exposure to the WBG in Pakistan



"Which of the following describes most of your exposure to the World Bank Group in Pakistan?
(Choose no more than TWO)" (Respondents chose from a list. Responses combined.)

Exposure to the WBG in Pakistan: Year Comparison²



"Which of the following describes most of your exposure to the World Bank Group in Pakistan?
(Choose no more than TWO)" (Respondents chose from a list. Responses combined.)

*Significantly different between FY15 and FY12 (This chart presents weighted FY15 and FY12 data)

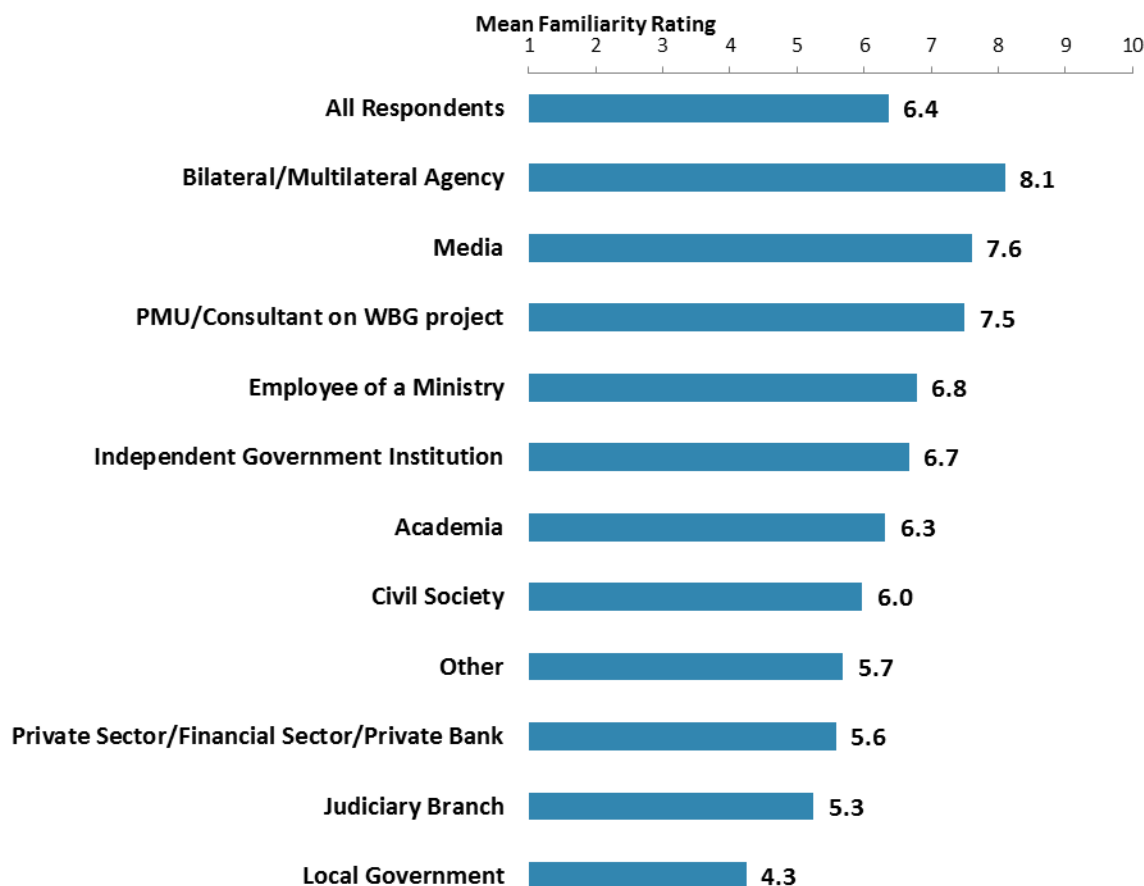
²All percentages presented in this chart are calculated based on weighted data. See Appendix F (page 225) for details.



III. Demographics of the Sample (continued)

Familiarity with the World Bank Group

- **Year comparison:** Respondents in this year's Country Survey had statistically similar ratings of familiarity with the WBG (weighted mean rating = 6.3) compared to respondents from the FY '12 Country Survey (weighted mean rating = 6.1)³.
- **Stakeholders:** As shown in the chart below, respondents from bilateral/multilateral agencies had the highest ratings of familiarity with the WBG whereas respondents from local government had significantly lower familiarity ratings.
- **Impact of Familiarity:** Respondents' ratings of familiarity with the WBG were significantly, moderately correlated with their ratings of the WBG's overall effectiveness, the extent to which the WBG achieves development results in Pakistan, and the extent to which the WBG plays a relevant role in development in Pakistan.



"How familiar are you with the work of the World Bank Group in Pakistan?"
(1 - "Not familiar at all", 10 - "Extremely familiar")

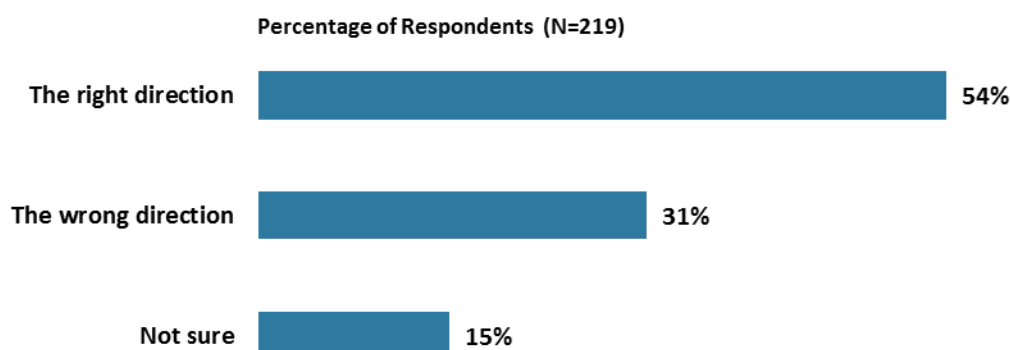
³ Please refer to Appendix F (page 225) for more details on weighting for year comparisons. The means in the chart were calculated based on un-weighted data.



IV. General Issues Facing Pakistan

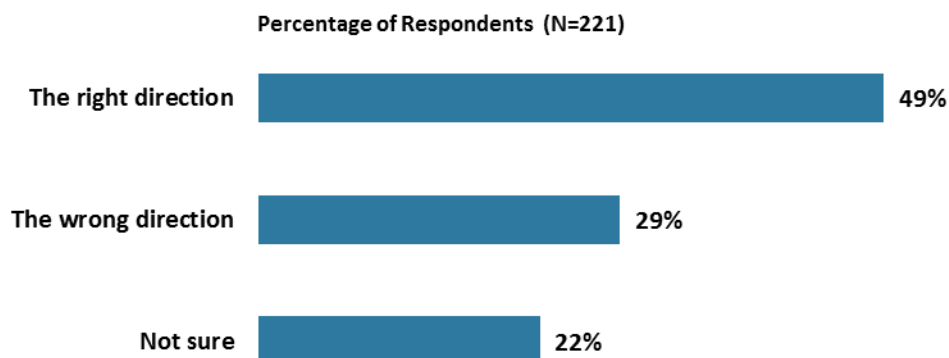
Headed in the Right Direction

- **Year comparison:** Respondents in this year's Country Survey were significantly more likely to indicate that Pakistan is headed in the right direction (weighted percentage of respondents = 52.2%) compared to respondents from the FY '12 Country Survey (weighted percentage of respondents = 14.2%)⁴.
- **Collaboration:** Respondents who are currently collaborating with the WBG were significantly more likely to indicate that Pakistan is headed in the right direction (percentage of respondents = 67.9%) compared to respondents who are not collaborating with the WBG (percentage of respondents = 44.5%).



"In general, would you say that Pakistan is headed in ... ?" (Respondents chose from a list.)

- **Collaboration:** Respondents who are currently collaborating with the WBG were significantly more likely to indicate that Pakistan is headed in the right direction (percentage of respondents = 65.1%) compared to respondents who are not collaborating with the WBG (percentage of respondents = 38.6%).



"Given the development issues facing Pakistan and the current level of effort to address them (by government and non-government donors), would you say that Pakistan is headed in...?"
(Respondents chose from a list.)

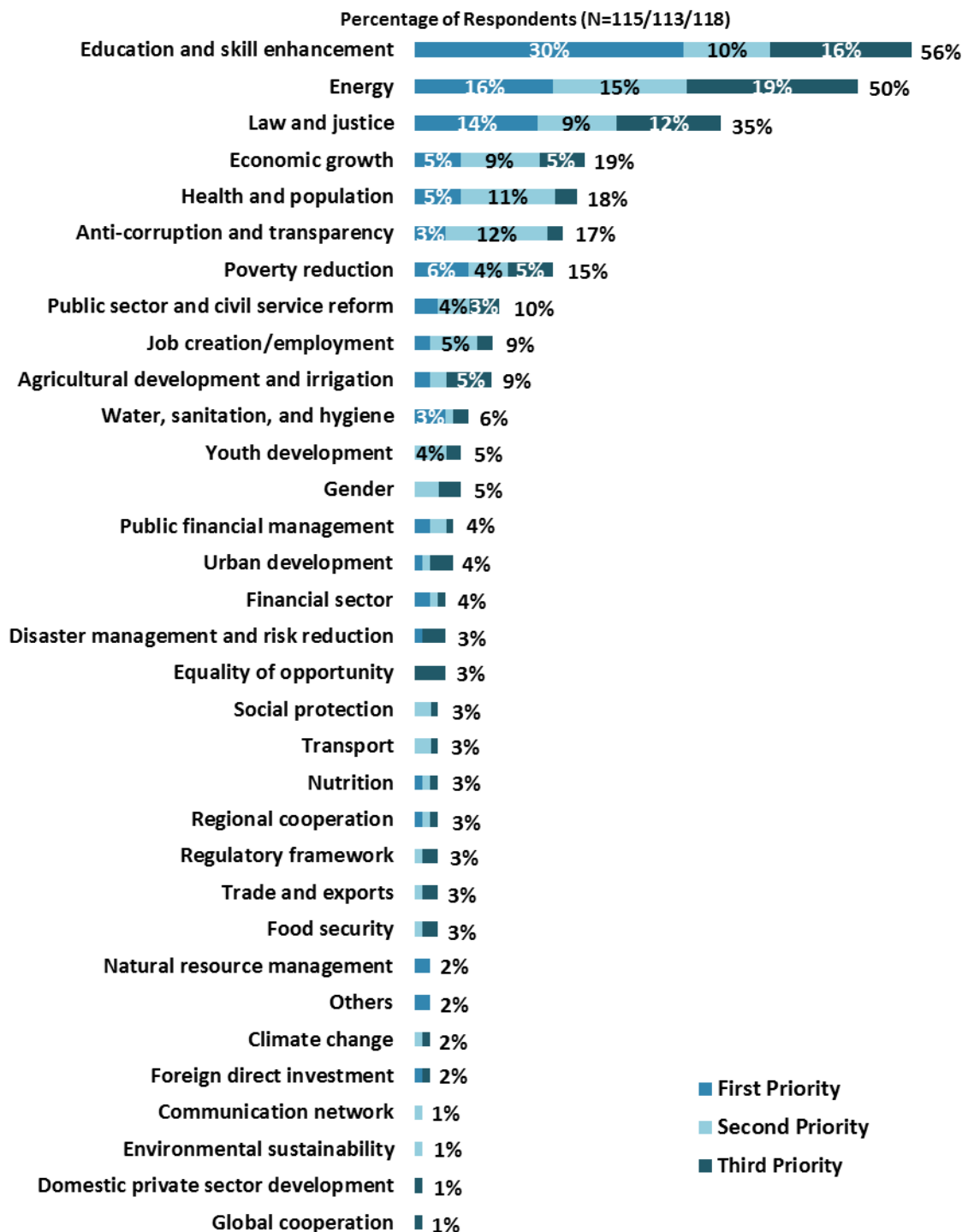
⁴ Please refer to Appendix F (page 225) for more details on weighting for year comparisons. The percentages in the chart were calculated based on un-weighted data.



IV. General Issues Facing Pakistan (continued)

Development Priority

- **Year comparison:** Respondents in FY '12 indicated that the most important development priority was education (percentage of respondents = 57%), followed by energy (percentage of respondents = 24%) and governance (percentage of respondents = 22%).



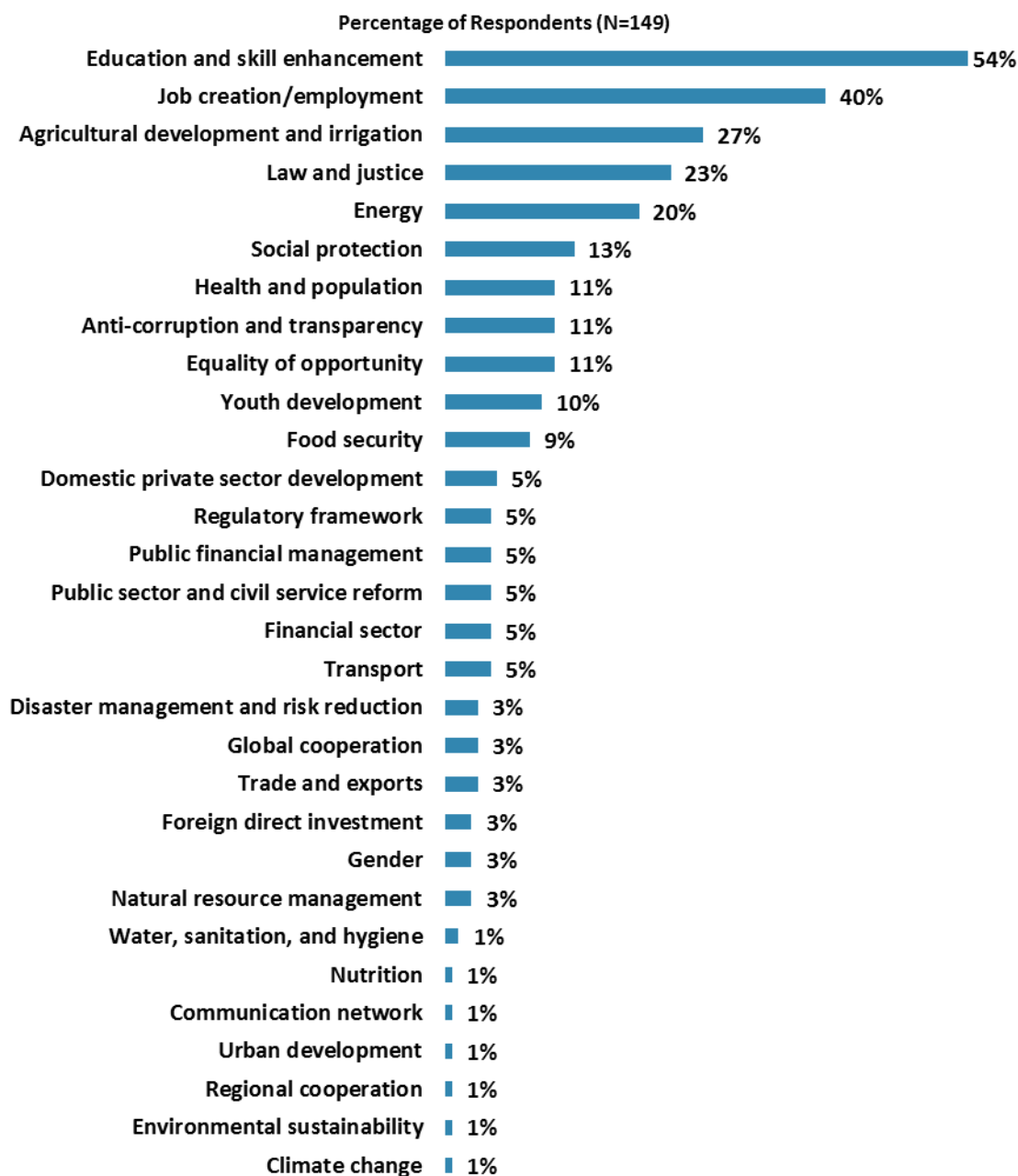
"When considering development priorities in Pakistan in the next 3-5 years, please note which development area below should be considered the MOST important, SECOND MOST important, and the THIRD MOST important priority in the country?" (Respondents chose from a list.)



IV. General Issues Facing Pakistan (continued)

What Would Contribute Most to Reducing Poverty

- **Year comparison:** Respondents in the FY '12 Country Survey indicated that education (percentage of respondents = 49%) and economic growth (percentage of respondents = 44%), followed by job creation (percentage of respondents = 25%), would contribute most to poverty reduction in Pakistan.



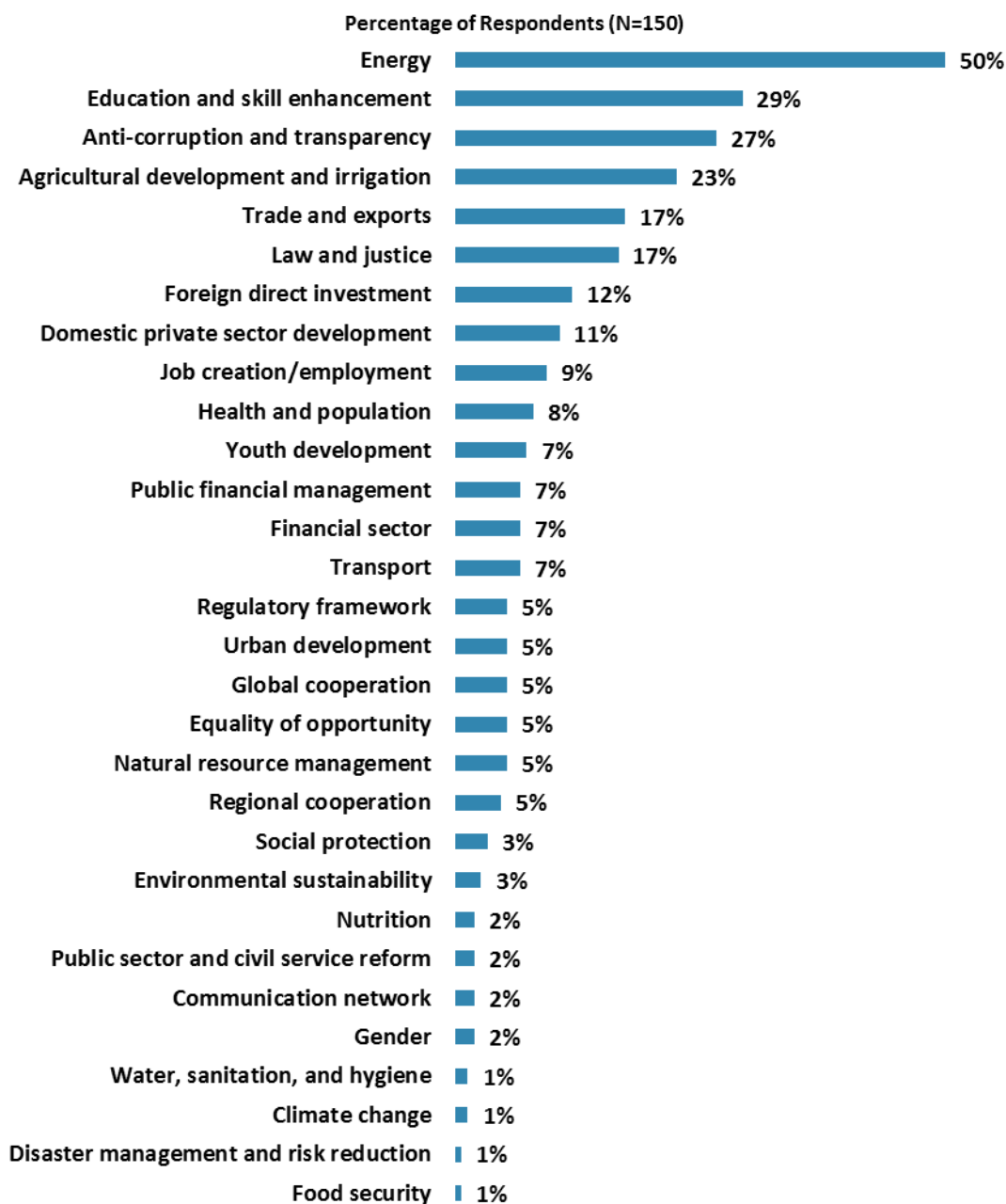
"Poverty reduction is a broad term that encompasses work in many different areas. Which THREE areas of development listed below do you believe would contribute most to reducing poverty in Pakistan?" (Respondents chose from a list. Responses combined.)



IV. General Issues Facing Pakistan (continued)

What Would Contribute Most to Economic Growth

- **Year comparison:** Respondents in the FY '12 Country Survey indicated that energy (percentage of respondents = 55%), followed by education (percentage of respondents = 31%) and anti-corruption (percentage of respondents = 23%), would contribute most to economic growth in Pakistan.

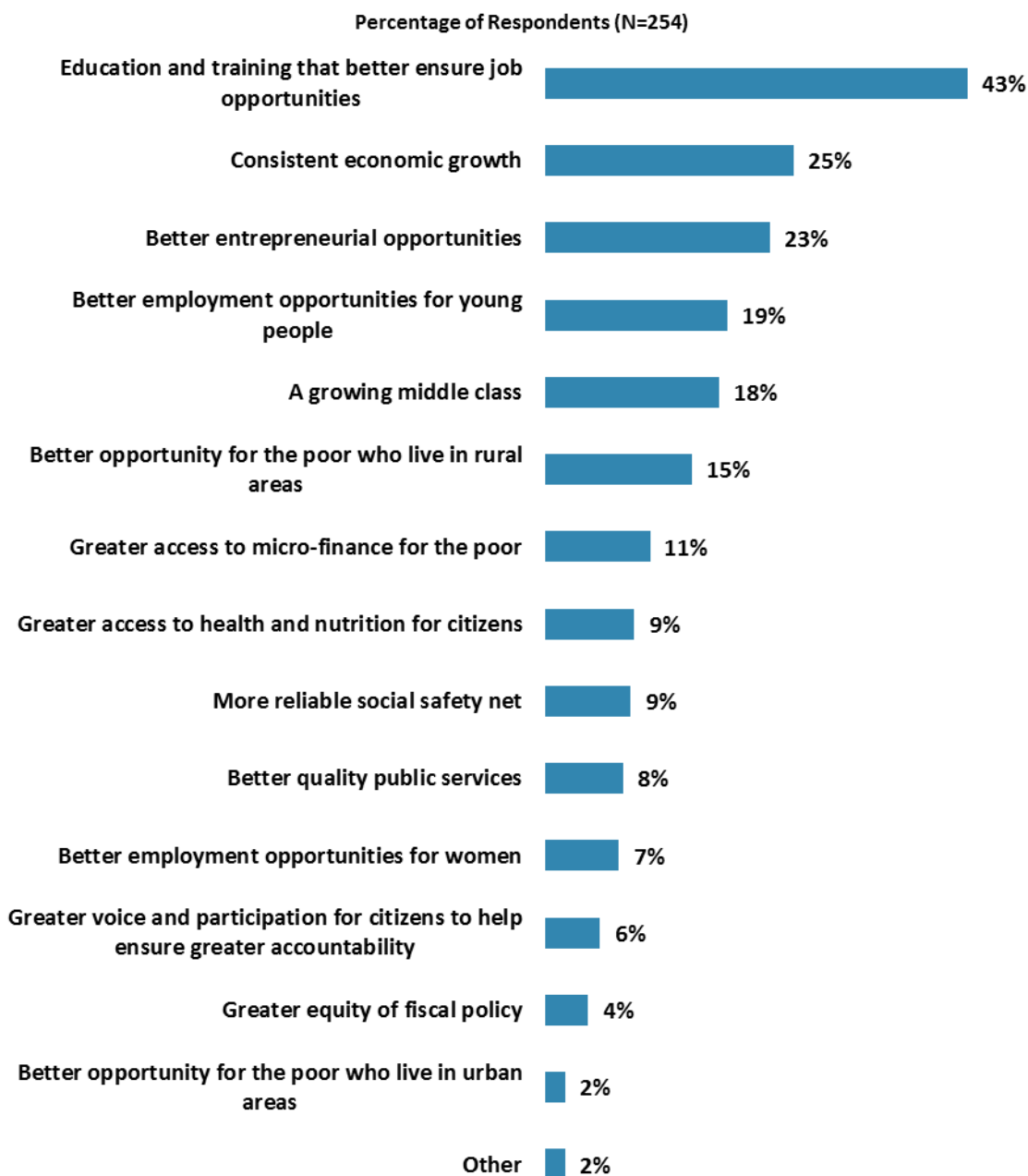


"Economic growth can be driven by a number of factors. Which THREE areas of development listed below do you believe would contribute most to economic growth in Pakistan?"
(Respondents chose from a list. Responses combined.)



IV. General Issues Facing Pakistan (continued)

Factors Contributing to “Shared Prosperity”



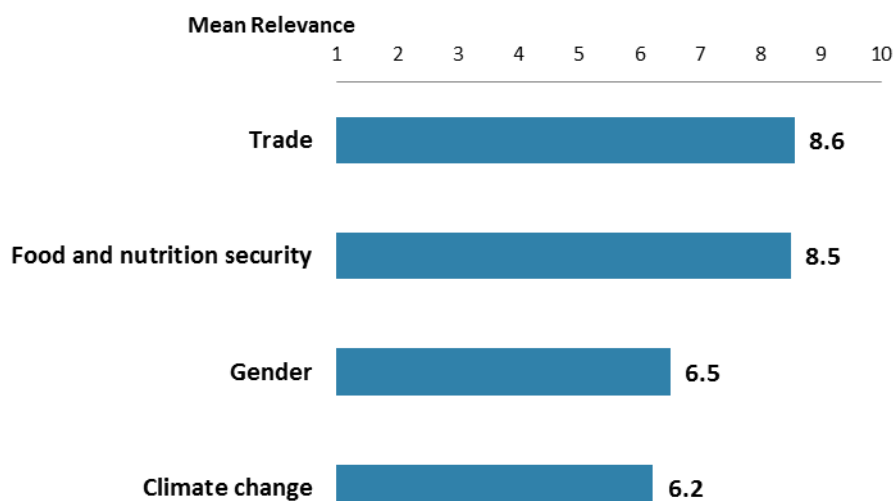
"When thinking about the idea of “shared prosperity” in your country, which of the following TWO best illustrate how this would be achieved in Pakistan? (Choose no more than TWO)"
(Respondents chose from a list. Responses combined.)



IV. General Issues Facing Pakistan (continued)

Relevance of Key Priorities

- **Stakeholders:** Respondents from bilateral/multilateral agencies gave the highest ratings for the relevance of gender as a priority for Pakistan whereas respondents from the judiciary branch gave significantly lower ratings. Employees of ministries and respondents from other organizations gave the highest ratings for the relevance of trade as a priority for Pakistan whereas respondents from the judiciary branch gave significantly lower ratings. Employees of ministries and respondents from PMUs/Consultants on WBG projects, bilateral/multilateral agencies, and other organizations gave the highest ratings for the relevance of food and nutrition security as a priority for Pakistan whereas respondents from the judiciary branch gave significantly lower ratings.

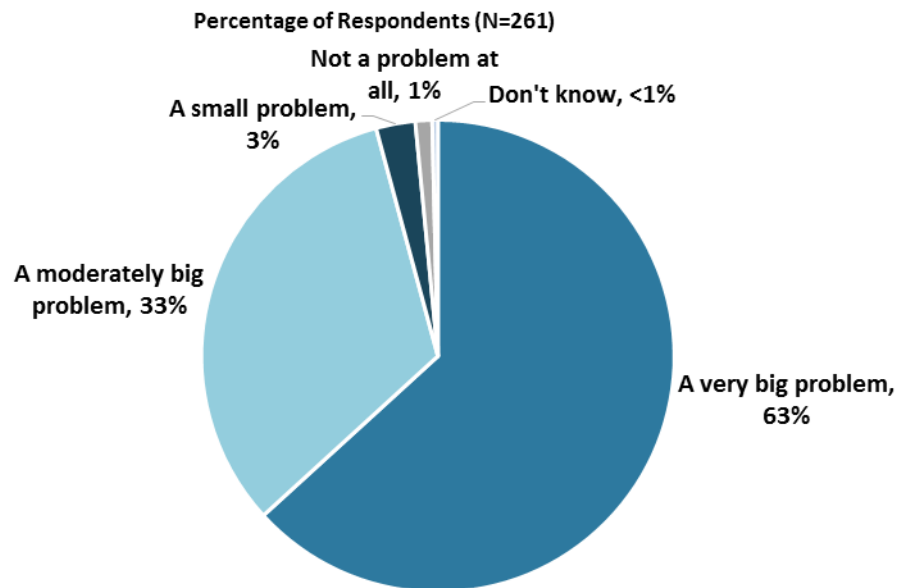


"When taking into consideration all the challenges Pakistan faces, how relevant do you believe the following priorities are for Pakistan?" (1-"Not relevant at all", 10-"Very relevant")



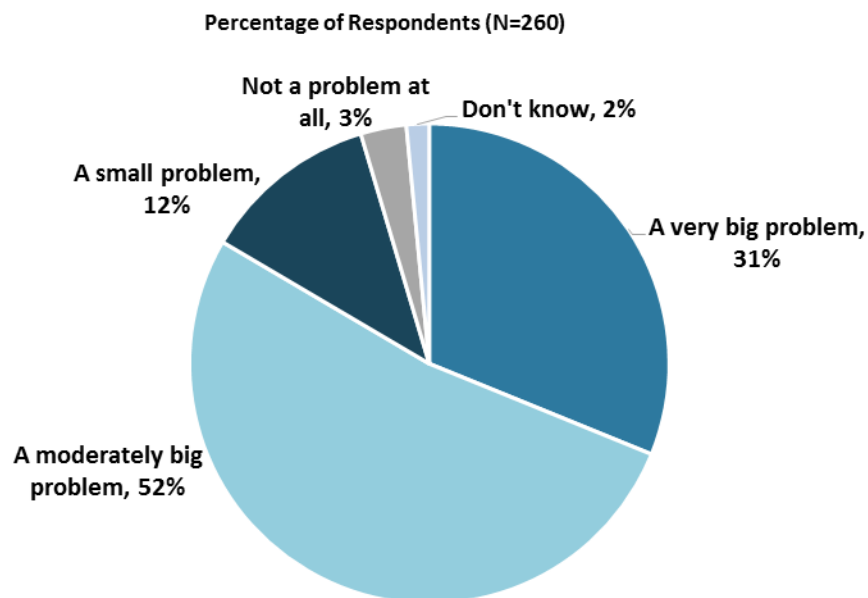
IV. General Issues Facing Pakistan (continued)

Assessing the Gap between the Rich and the Poor in Pakistan



"Do you think the gap between the rich and the poor is a very big problem, a moderately big problem, a small problem or not a problem at all in Pakistan? (Select only ONE response)"
(Respondents chose from a list.)

Assessing Global Climate Change



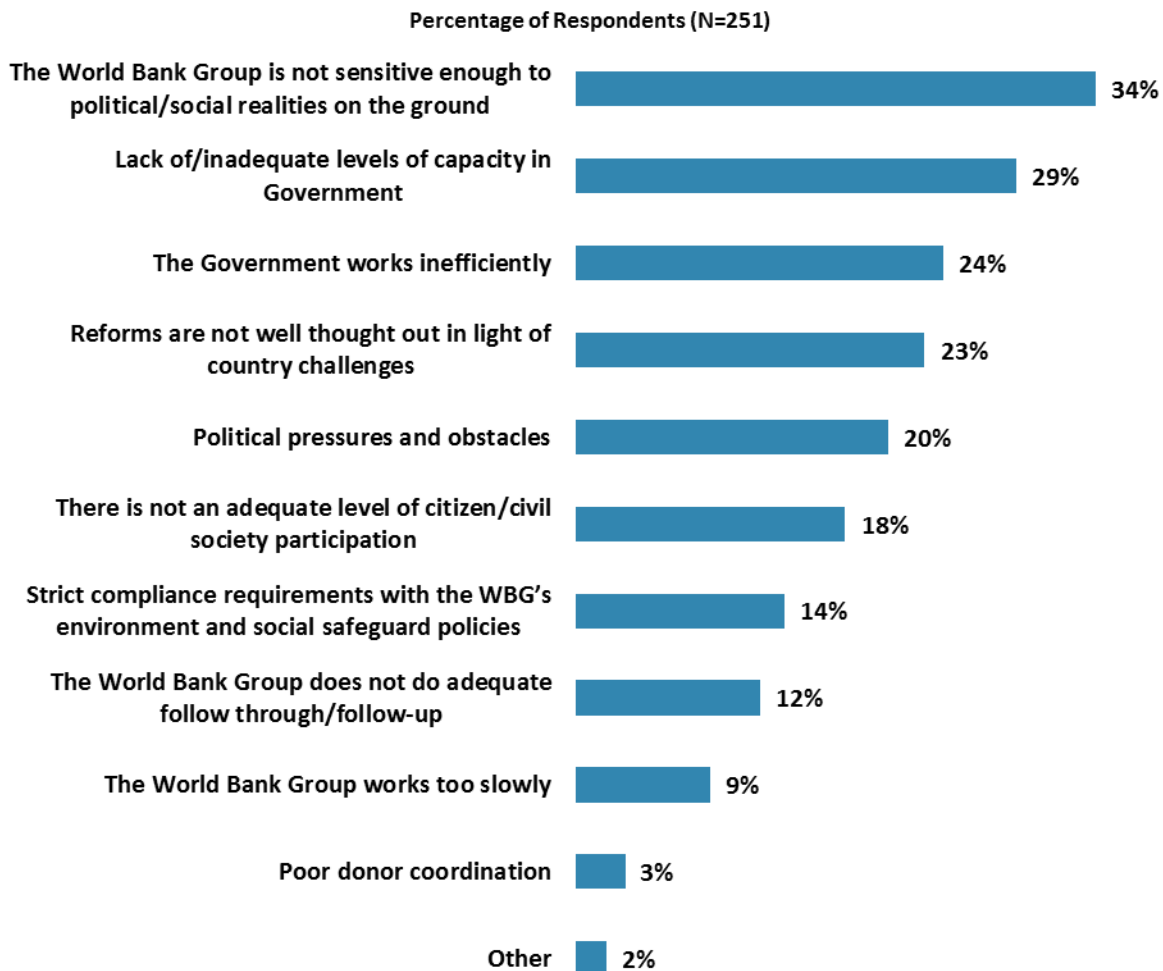
"In your view, is global climate change a very serious problem, somewhat serious, not too serious, or not a problem? (Select only ONE response)" (Respondents chose from a list.)



V. Overall Attitudes toward the World Bank Group

Attributing Failed/Slow Reform Efforts

- **Year comparison:** Respondents in the FY '12 Country Survey indicated that they most often attributed failed or slow reform efforts to the government working inefficiently (45%), followed by political pressures and obstacles (percentage of respondents = 30%) and lack of/inadequate levels of capacity in Government (percentage of respondents = 25%).
- **Collaboration:** Respondents who are currently collaborating with the WBG were significantly more likely to indicate that they attributed failed or slow reform efforts to inadequate levels of capacity in Government (percentage of respondents = 39.8%) compared to respondents who are not collaborating (percentage of respondents = 21.8%). In contrast, respondents who are not collaborating with the WBG were significantly more likely to indicate that they attributed failed or slow reform efforts to the government working inefficiently (percentage of respondents = 29.3%) compared to respondents who are currently collaborating (percentage of respondents = 16.1%).



"When World Bank Group assisted reform efforts fail or are slow to take place, which of the following would you attribute this to? (Choose no more than TWO)"
(Respondents chose from a list. Responses combined.)

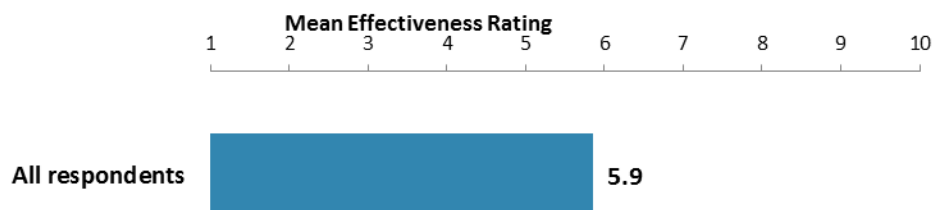


V. Overall Attitudes toward the World Bank Group (continued)

As noted in the “Methodology” section, the indicator questions referred to throughout the survey report are questions that are asked in every country that engages in the Country Opinion Survey. These will be aggregated for the World Bank Group’s annual Corporate Scorecard.

The World Bank Group’s Overall Effectiveness (Indicator Question)

- **Year comparison:** Respondents in this year’s Country Survey had statistically similar ratings for the WBG’s overall effectiveness in Pakistan (weighted mean = 5.9) compared to respondents from the FY ’12 Country Survey (weighted mean = 5.6)⁵.
- **Stakeholders:** Respondents from bilateral/multilateral agencies and the media gave the highest ratings for the WBG’s overall effectiveness in Pakistan whereas respondents from the judiciary branch gave significantly lower ratings.
- **Collaboration:** Respondents who are currently collaborating with the WBG gave significantly higher ratings for the WBG’s overall effectiveness in Pakistan (mean rating = 6.6) compared to respondents who are not collaborating (mean rating = 5.4).



"Overall, please rate your impression of the World Bank Group’s effectiveness in Pakistan."
(1 - "Not effective at all", 10 - "Very effective")

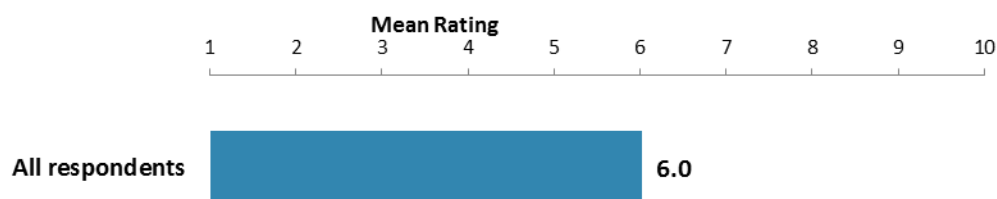
⁵ Please refer to Appendix F (page 225) for more details on weighting for year comparisons. The mean in the chart was calculated based on un-weighted data.



V. Overall Attitudes toward the World Bank Group (continued)

Achieving Development Results (*Indicator Question*)

- **Year comparison:** Respondents in this year's Country Survey had significantly higher ratings for the extent to which the WBG achieves development results (weighted mean = 6.1) compared to respondents from the FY '12 Country Survey (weighted mean = 5.3)⁶.
- **Stakeholders:** Respondents from local government and bilateral/multilateral agencies gave the highest ratings for the extent to which the WBG achieves development results whereas respondents from the judiciary branch gave significantly lower ratings.
- **Collaboration:** Respondents who are currently collaborating with the WBG gave significantly higher ratings for the extent to which the WBG achieves development results (mean rating = 6.7) compared to respondents who are not collaborating (mean rating = 5.6).



"To what extent does the World Bank Group's work help to achieve development results in Pakistan?" (1 - "To no degree at all", 10 - "To a very significant degree")

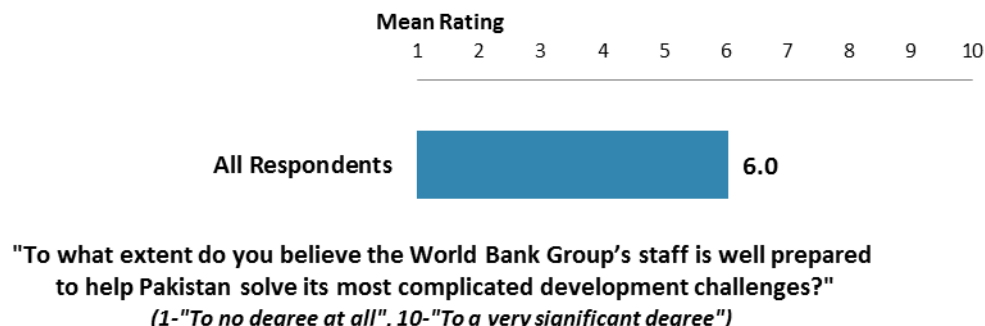
⁶ Please refer to Appendix F (page 225) for more details on weighting for year comparisons. The mean in the chart was calculated based on un-weighted data.



V. Overall Attitudes toward the World Bank Group (continued)

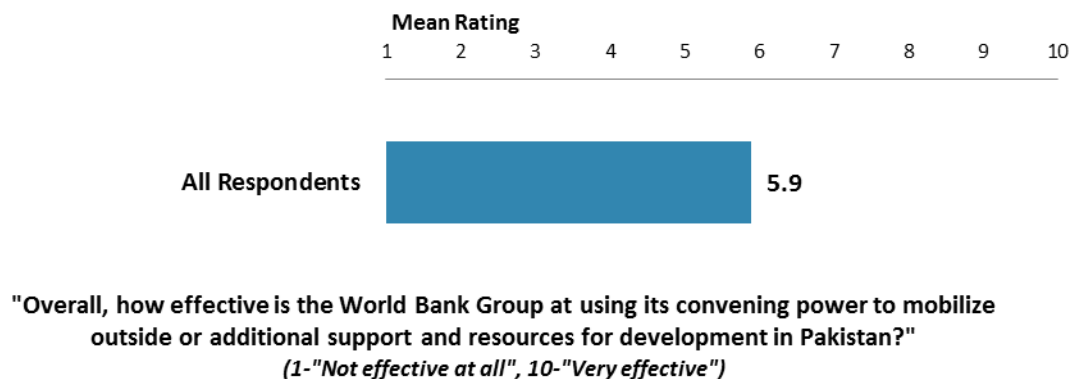
WBG Staff Preparedness

- **Year comparison:** Respondents in this year's Country Survey had statistically similar ratings for the WBG's staff being well prepared to help Pakistan (weighted mean = 6.0) compared to respondents from the FY '12 Country Survey (weighted mean = 5.7)⁷.
- **Stakeholders:** Respondents from bilateral/multilateral agencies gave the highest ratings for the WBG's staff being well prepared to help Pakistan whereas respondents from the judiciary branch gave significantly lower ratings.
- **Collaboration:** Respondents who are currently collaborating with the WBG gave significantly higher ratings for the WBG's staff being well prepared (mean rating = 6.7) compared to respondents who are not collaborating (mean rating = 5.5).



Effectiveness of the WBG's Convening Power

- **Collaboration:** Respondents who are currently collaborating with the WBG gave significantly higher ratings for the effectiveness of the WBG's convening power (mean rating = 6.3) compared to respondents who are not collaborating (mean rating = 5.6).



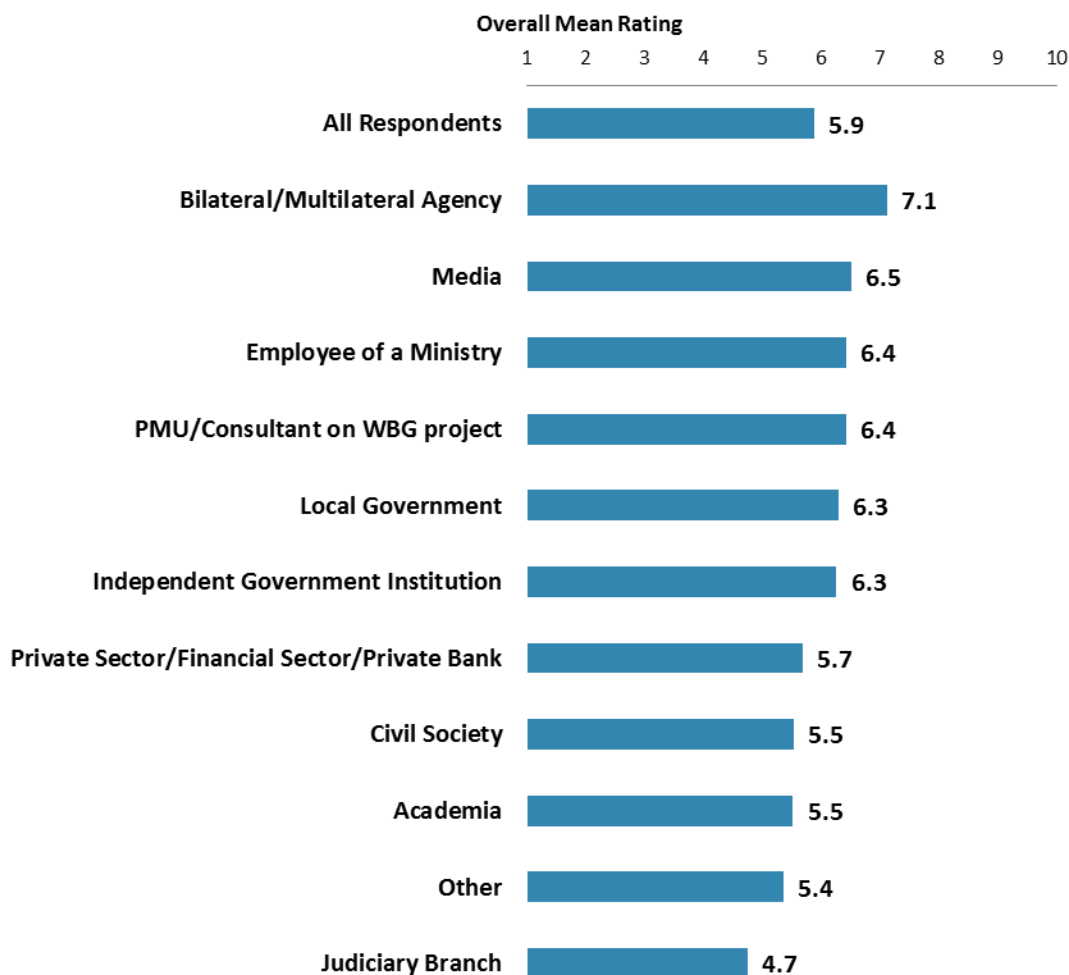
⁷ Please refer to Appendix F (page 225) for more details on weighting for year comparisons. The mean in the chart was calculated based on un-weighted data.



V. Overall Attitudes toward the World Bank Group (continued)

Overall Ratings for Indicator Questions by Stakeholder Groups

- **Stakeholders:** Respondents from bilateral/multilateral agencies had the highest mean rating for the aggregated responses to the twenty-five COS indicator questions whereas respondents from the judiciary had significantly lower mean ratings. Responses for individual indicator questions by stakeholder groups can be found in Appendix H (see page 232).
- **Collaboration:** Respondents who currently collaborate with the WBG had significantly higher mean rating for the aggregated responses to the twenty-five COS indicator questions (mean rating = 6.4) compared to respondents who do not collaborate with the WBG (mean rating = 5.5). Responses for individual indicator questions by exposure to the WBG can be found in Appendix G (see page 231).



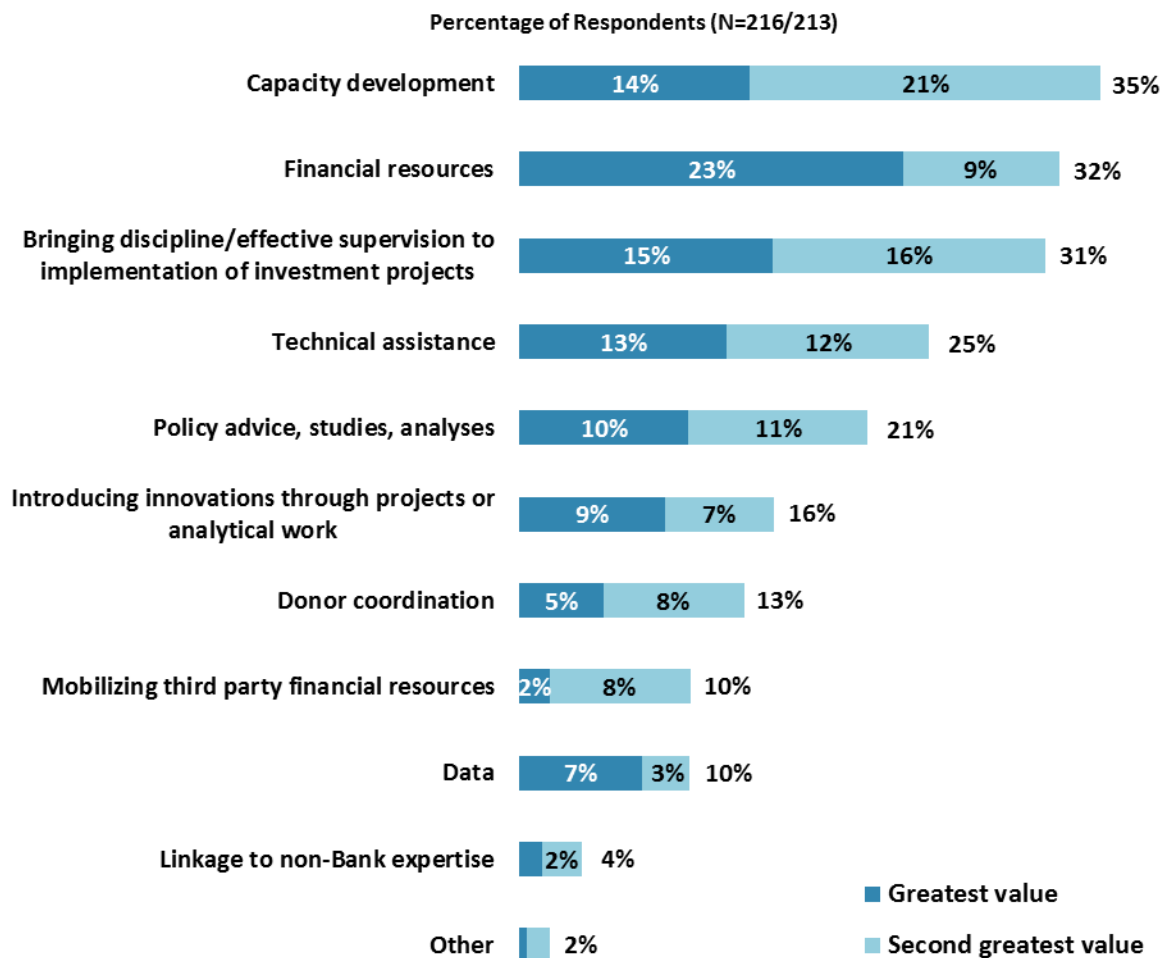
Mean Ratings for All Indicator Questions by Stakeholder Groups on a Scale from 1 to 10



V. Overall Attitudes toward the World Bank Group (continued)

Greatest Value

- **Year comparison:** Respondents in the FY '12 Country Survey indicated that the World Bank's greatest value to Pakistan was providing loans to finance development projects (percentage of respondents = 65%), followed by its technical assistance (percentage of respondents = 37%).



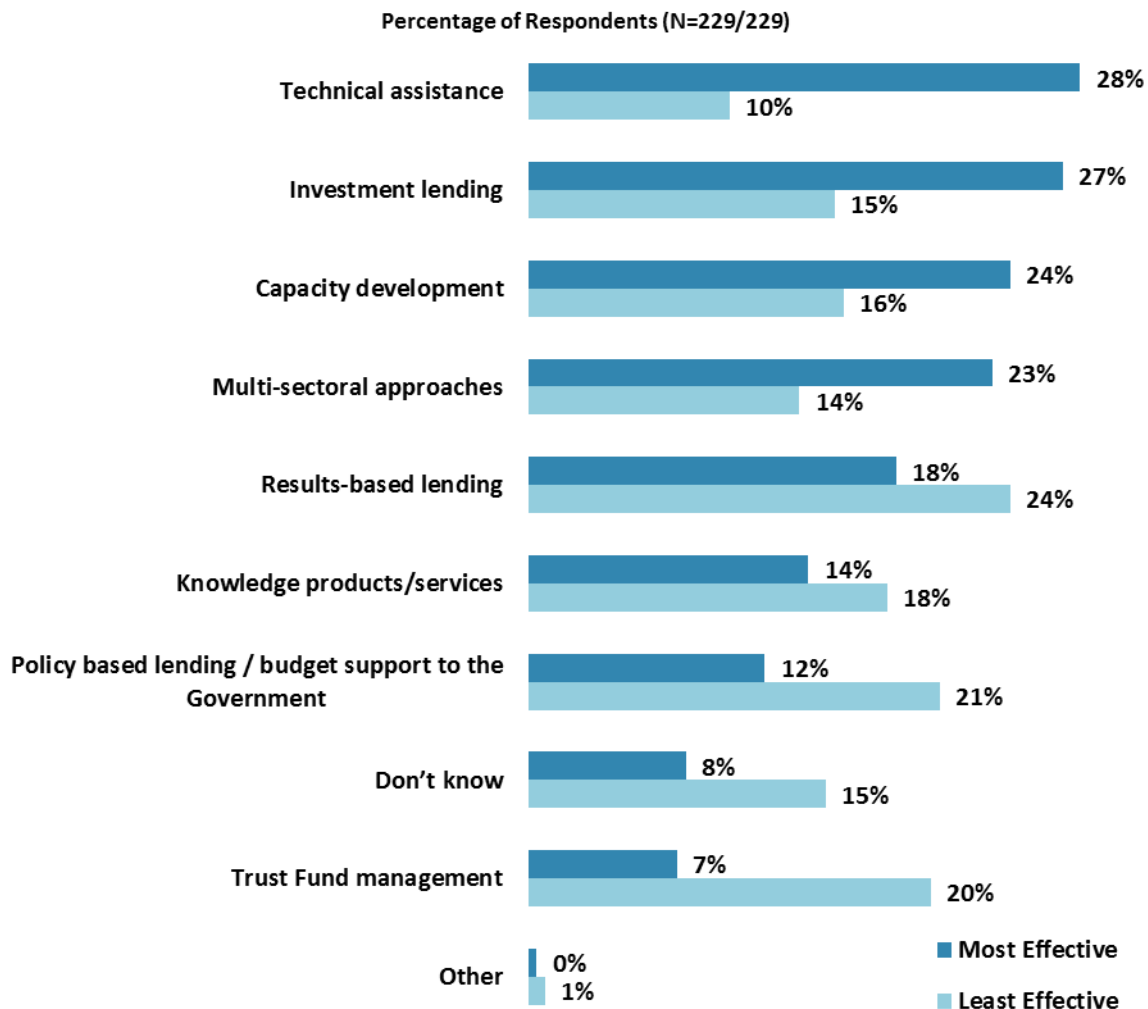
"When thinking about the World Bank Group's role, which ONE activity do you believe is of greatest VALUE and which ONE activity is of second greatest value in Pakistan?" (Respondents chose from a list.)



V. Overall Attitudes toward the World Bank Group (continued)

Effectiveness of WBG's Instruments in Reducing Poverty

- **Year comparison:** Respondents in the FY '12 Country Survey indicated that the World Bank's most effective instruments at reduce poverty in Pakistan were investment lending (percentage of respondents = 49%), capacity development (percentage of respondents = 49%), technical assistance (percentage of respondents = 46%), and results-based lending (percentage of respondents = 44%). Respondents in the FY '12 Country Survey indicated that the World Bank's least effective instrument at reduce poverty in Pakistan was policy-based lending/budget support to the Government (percentage of respondents = 38%).
- **Stakeholders:** Respondents from the media were significantly more likely to indicate that the WBG's most effective instrument at reduce poverty was knowledge products/services compared to respondents from other stakeholder groups. Respondents from local government were significantly more likely to indicate that the WBG's least effective instrument at reduce poverty was investment lending compared to respondents from other stakeholder groups.



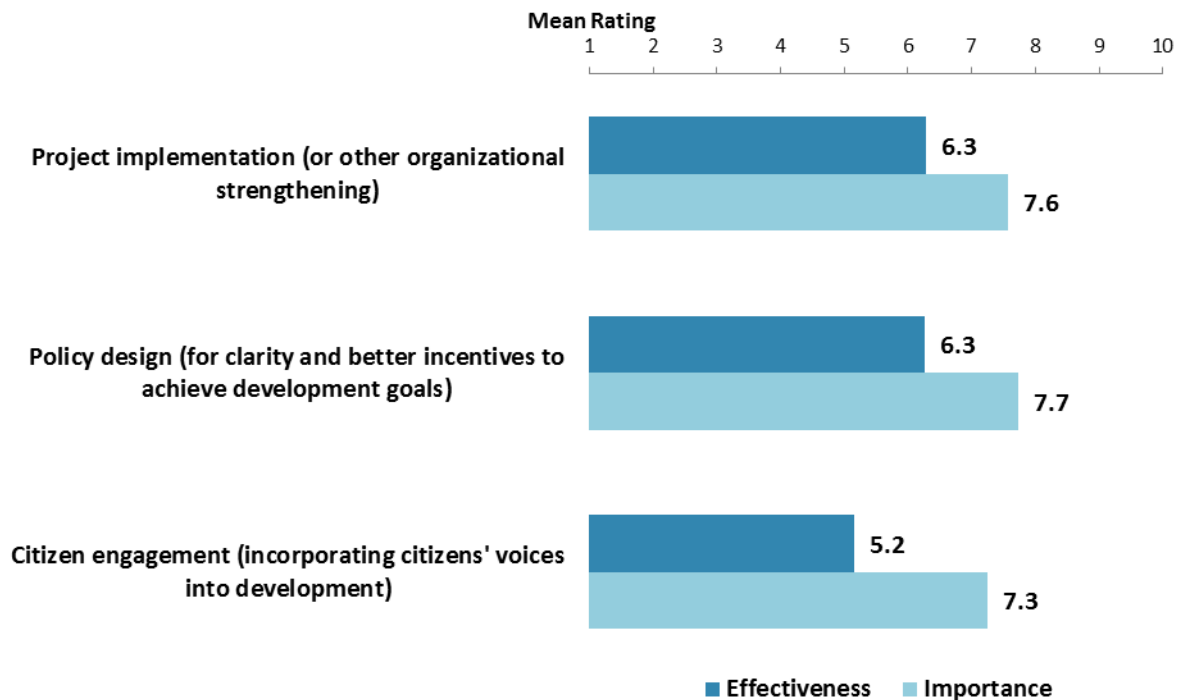
"Which World Bank Group's instruments do you believe are the MOST and LEAST effective in reducing poverty in Pakistan? (Choose no more than TWO)" (Respondents chose from a list. Responses combined.)



V. Overall Attitudes toward the World Bank Group (continued)

Importance and Effectiveness of WBG's Capacity Building Work

- **Stakeholders:** Respondents from bilateral/multilateral agencies and PMUs/Consultants on WBG projects gave the highest ratings for the WBG's effectiveness at project implementation whereas respondents from the judiciary branch, academia, and other organizations gave significantly lower ratings.
- **Collaboration:** Respondents who are currently collaborating with the WBG gave significantly higher ratings for the WBG's effectiveness at project implementation and policy design (mean ratings = 6.9 and 6.7, respectively) compared to respondents who are not collaborating (mean ratings = 5.8 and 6.0, respectively).



"How EFFECTIVE do you believe the World Bank Group is in terms of the capacity building work it does in each of the following areas in Pakistan?" (1 - "Not effective at all", 10 - "Very effective")

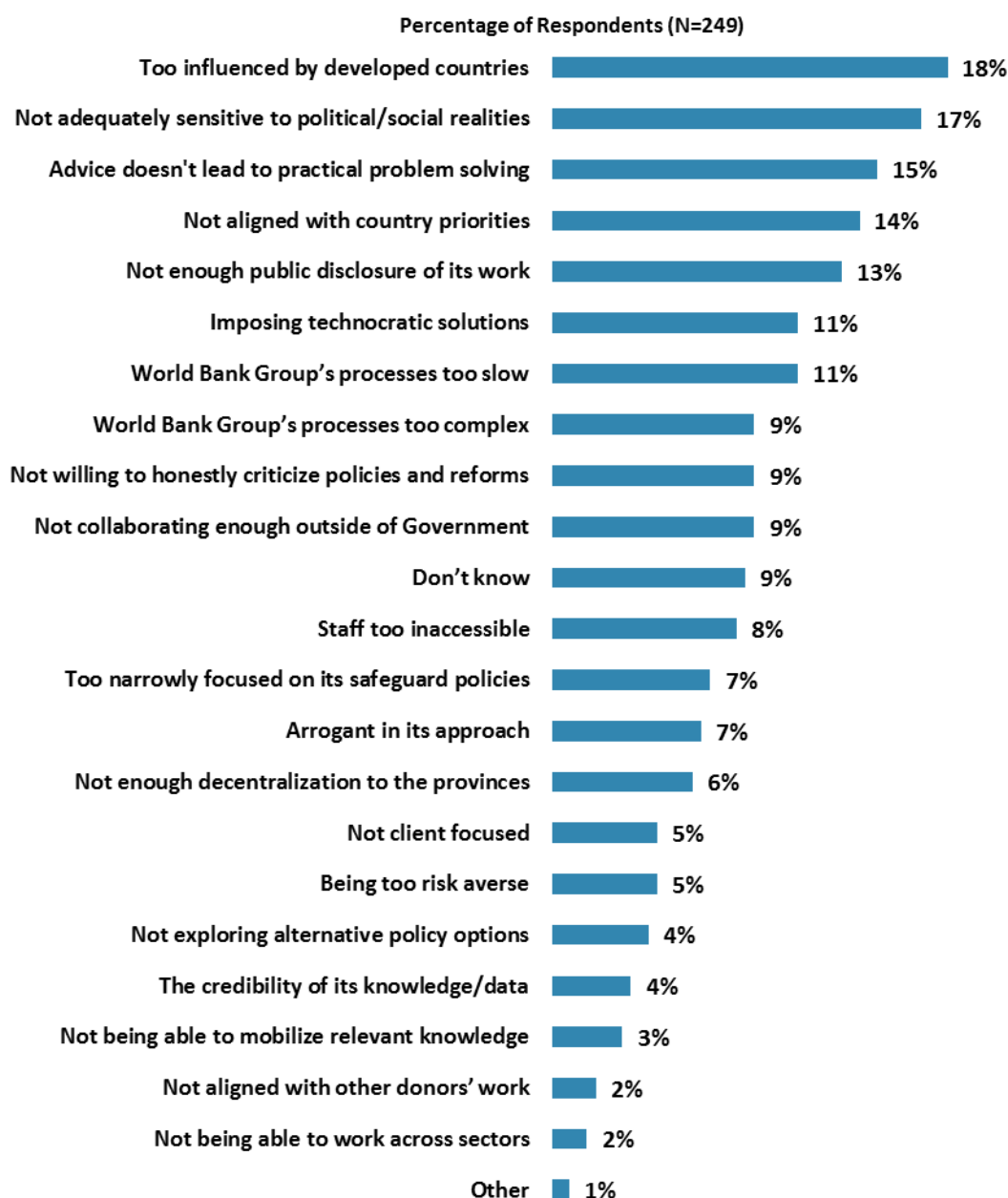
"When thinking about how to improve capacity building in Pakistan to help ensure better development results, looking forward, how IMPORTANT is it for the World Bank Group to be involved in the following aspects of capacity building?" (1 - "Not important at all", 10 - "Very important")



V. Overall Attitudes toward the World Bank Group (continued)

Greatest Weakness

- **Year comparison:** Respondents in the FY '12 Country Survey indicated that the World Bank's greatest weaknesses in its work in Pakistan were imposing technocratic solutions without regard to local realities (percentage of respondents = 27%), being too influenced by developed countries (percentage of respondents = 23%), being too bureaucratic in its operational policies and procedures (percentage of respondents = 20%), and not aligned with country priorities (percentage of respondents = 17%).

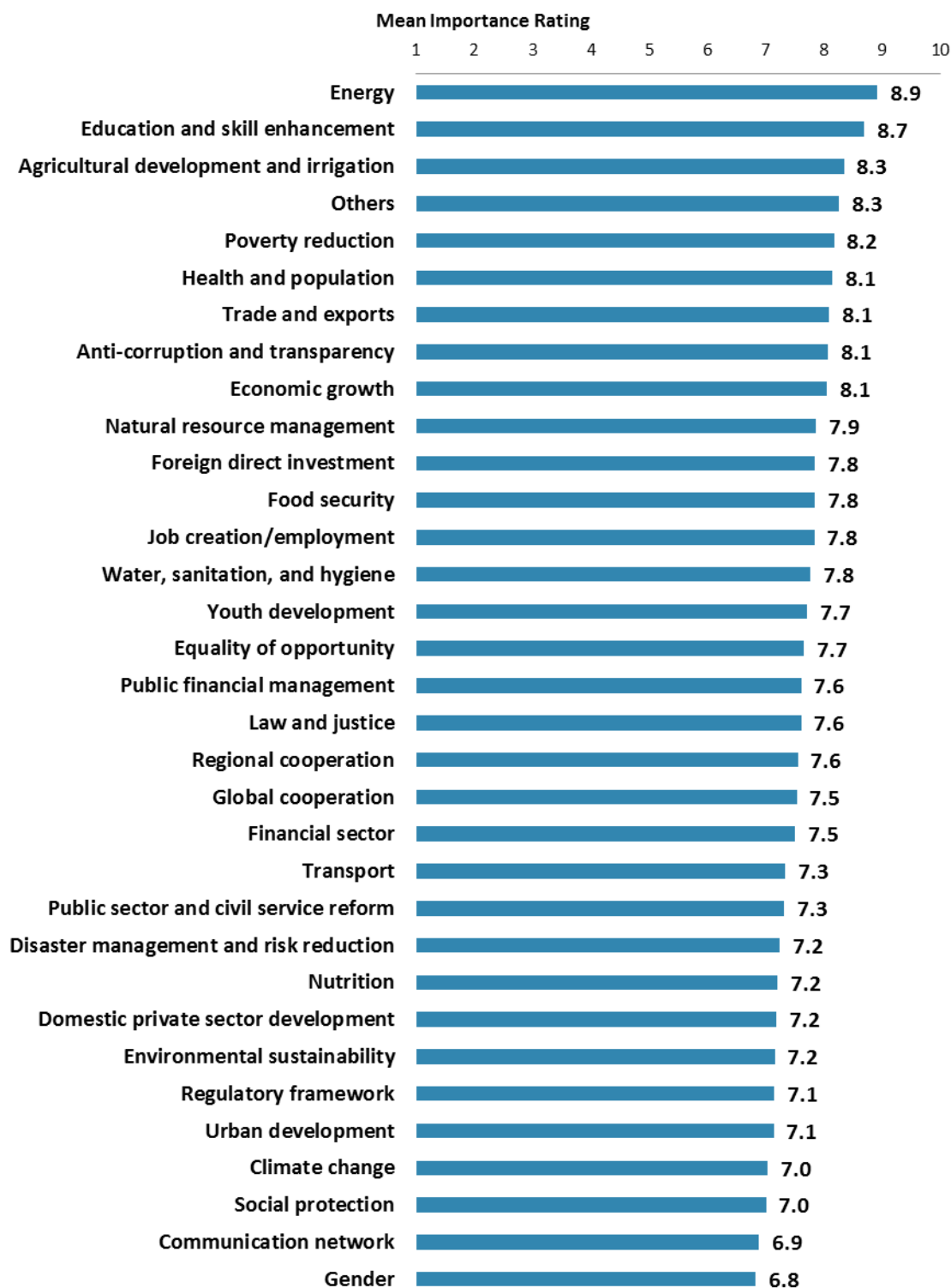


"Which of the following do you identify as the World Bank Group's greatest WEAKNESSES in its work in Pakistan? (Choose no more than TWO)" (Respondents chose from a list. Responses combined.)



VI. Sectoral Importance and Effectiveness

Importance of WBG's Support in Sectoral Areas



"In your opinion, how IMPORTANT is it for the World Bank Group to be involved in the following areas of development in Pakistan?" (1-"Not important at all", 10-"Very important")



VI. Sectoral Importance and Effectiveness (continued)

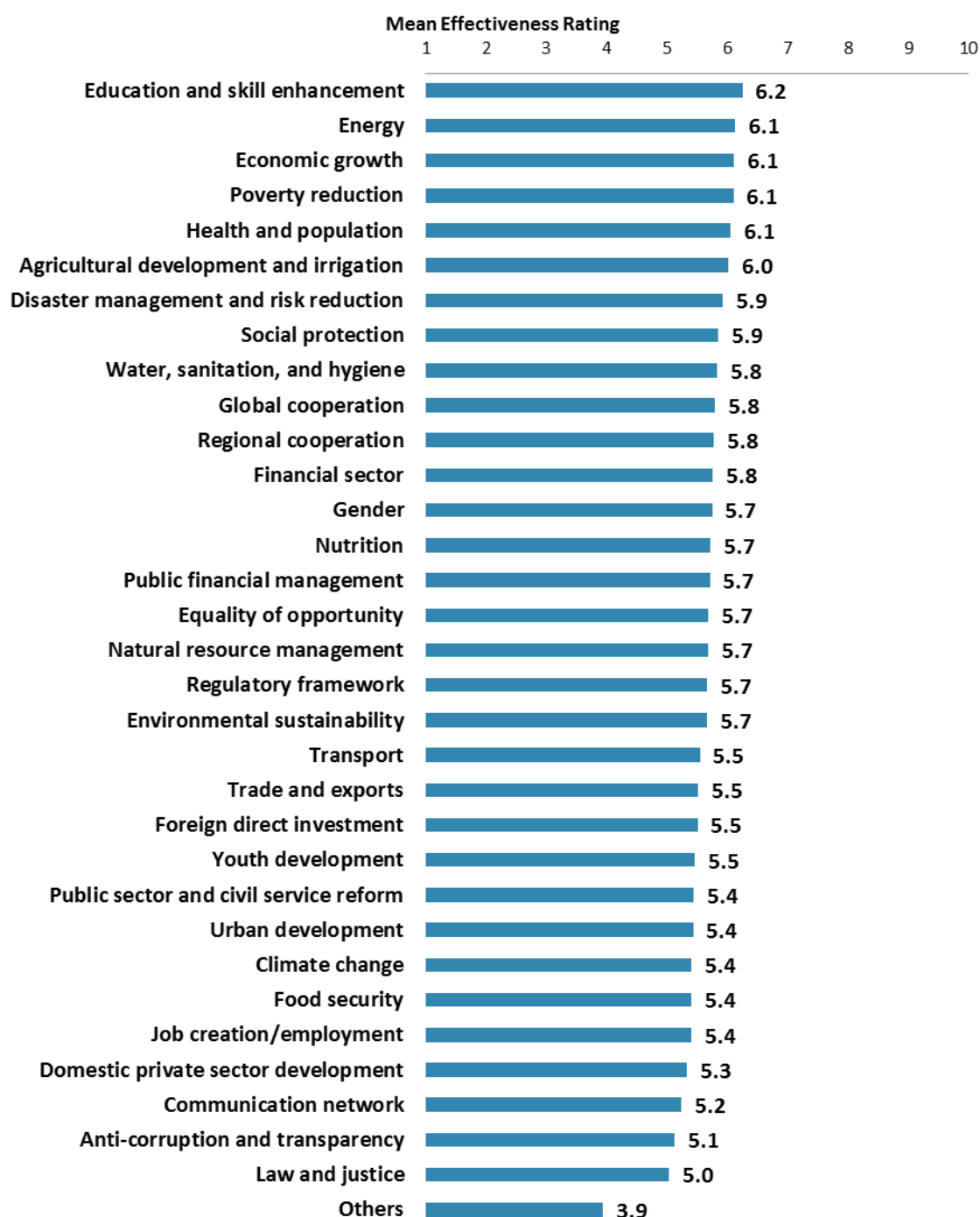
Importance of WBG's Support in Sectoral Areas (continued)

- **Stakeholders:** There were significant stakeholder group differences across nine of these thirty-three development areas. For the most part, respondents from PMUs/Consultants on WBG projects, the media, and other organizations gave the highest ratings for the importance of the WBG's involvement in these areas whereas respondents from the judiciary branch and the private sector/financial sector/private banks tended to give significantly lower ratings. Those development areas with significant stakeholder group differences were:
 - Water, sanitation, and hygiene;
 - Nutrition;
 - Public sector and civil service reform;
 - Domestic private sector development;
 - Communication network;
 - Food security;
 - Gender;
 - Environmental sustainability; and
 - Others.
- **Collaboration:** Respondents who are currently collaborating with the WBG had significantly higher ratings for the importance of the WBG's involvement in environmental sustainability (mean rating = 7.5) and natural resource management (mean rating = 8.3) compared to respondents who are not collaborating with the WBG (mean ratings = 6.9 and 7.6, respectively).



VI. Sectoral Importance and Effectiveness (continued)

Effectiveness of WBG's Support in Sectoral Areas⁸



"How EFFECTIVE do you believe the World Bank Group is in terms of the work it does in the following areas of development in Pakistan?" (1-"Not effective at all", 10-"Very effective")

⁸ Note, primarily informed stakeholders responded to these questions. Respondents were given the option of "don't know" if they did not have exposure to the WBG's work in certain development areas. See Appendix A (page 83) for details.



VI. Sectoral Importance and Effectiveness (continued)

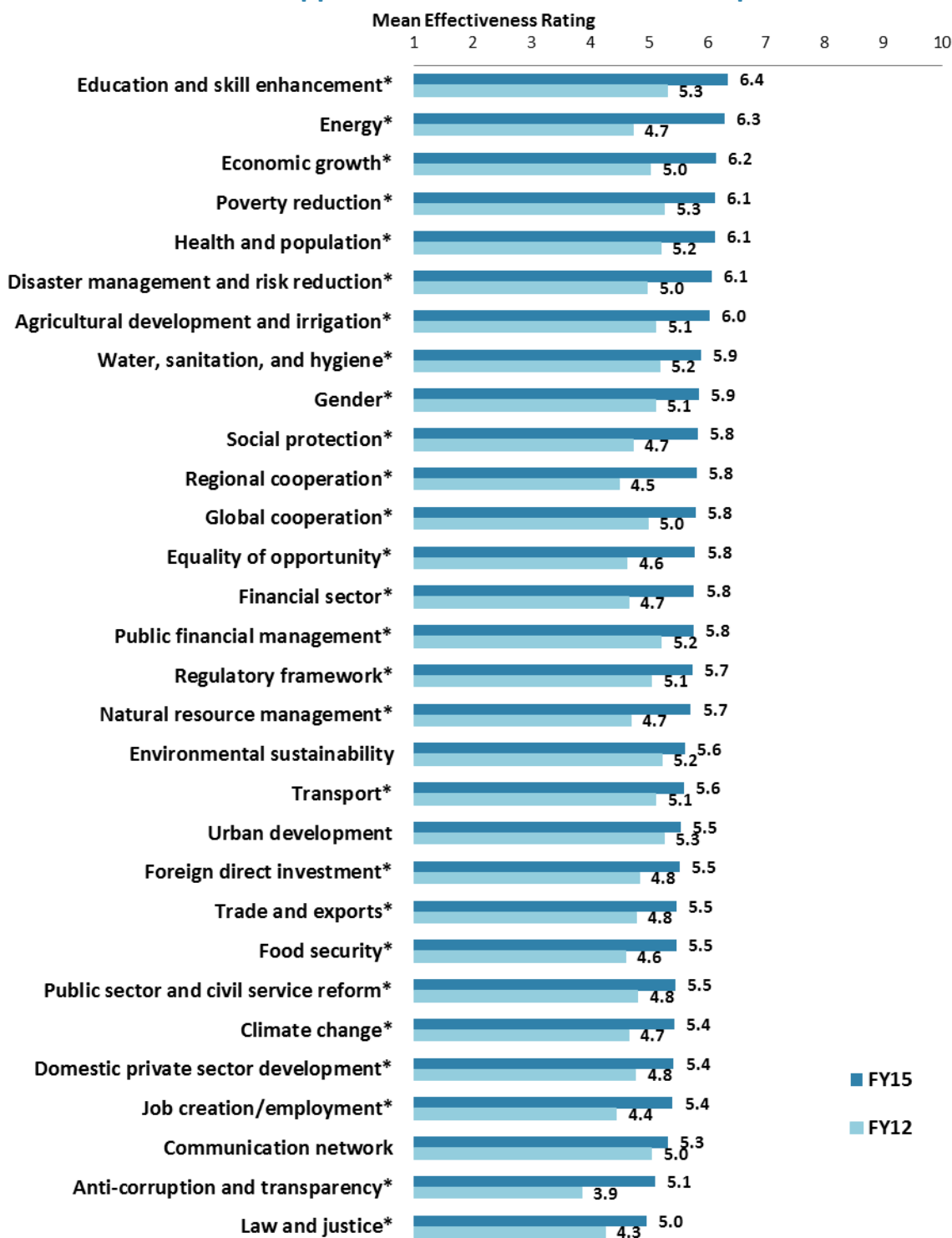
Effectiveness of WBG's Support in Sectoral Areas (continued)

- **Stakeholders:** There were significant stakeholder group differences across just five of these thirty-three development areas. For the most part, respondents from the judiciary branch and academia tended to give significantly lower ratings for the WBG's effectiveness in these areas compared to respondents from other stakeholder groups. Those development areas with significant stakeholder group differences were:
 - Public sector and civil service reform;
 - Public financial management;
 - Economic growth;
 - Environmental sustainability; and
 - Climate change.
- **Collaboration:** Respondents who are collaborating with the WBG had significantly higher ratings for the WBG's effectiveness in poverty reduction (mean rating = 6.7), education and skill enhancement (mean rating = 6.7), energy (mean rating = 6.6), environmental sustainability (mean rating = 6.3), and climate change (mean rating = 6.1) compared to respondents who are not collaborating with the WBG (mean rating = 5.8, 5.9, 5.9, 5.2, and 5.0, respectively).



VI. Sectoral Importance and Effectiveness (continued)

Effectiveness of WBG's Support in Sectoral Areas: Year Comparison⁹



"How EFFECTIVE do you believe the World Bank Group is in terms of the work it does in the following areas of development in Pakistan?" (1-"Not effective at all", 10-"Very effective")

(*Significantly different between FY15 and FY12)


⁹All means presented in this chart are calculated based on weighted data. See Appendix F (page 225) for details.



VI. Sectoral Importance and Effectiveness (continued)

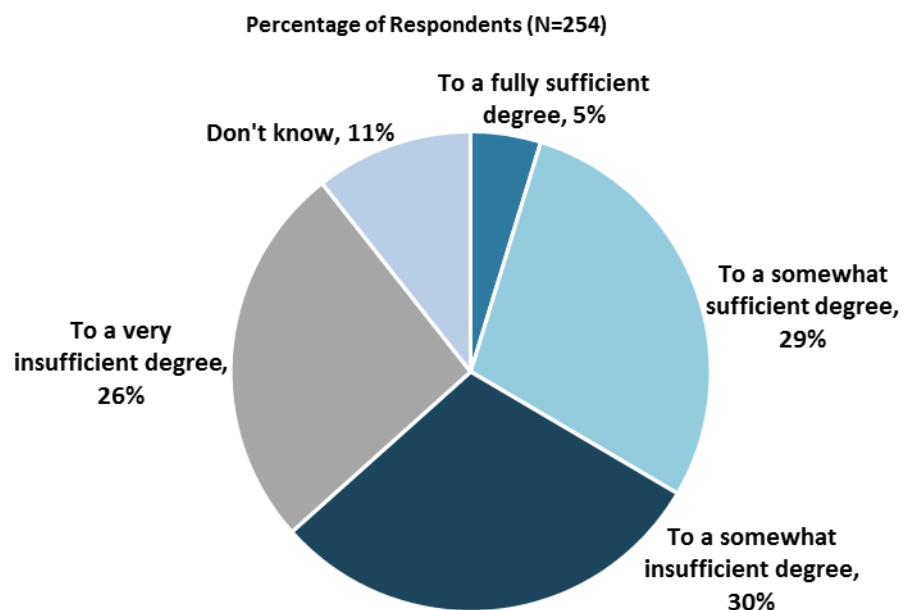
WBG Promoting Private Public Partnerships

- **Collaboration:** Respondents who are currently collaborating with the WBG gave significantly higher ratings for the extent to which the WBG's helps promote private public partnerships in Pakistan (mean rating = 6.5) compared to respondents who are not collaborating (mean ratings = 5.8).



"To what extent do you believe that the World Bank Group's work helps to find solutions that promote private public partnerships in Pakistan?"
(1-"To no degree at all", 10-"To a very significant degree")

Helping the Poorest in Pakistan



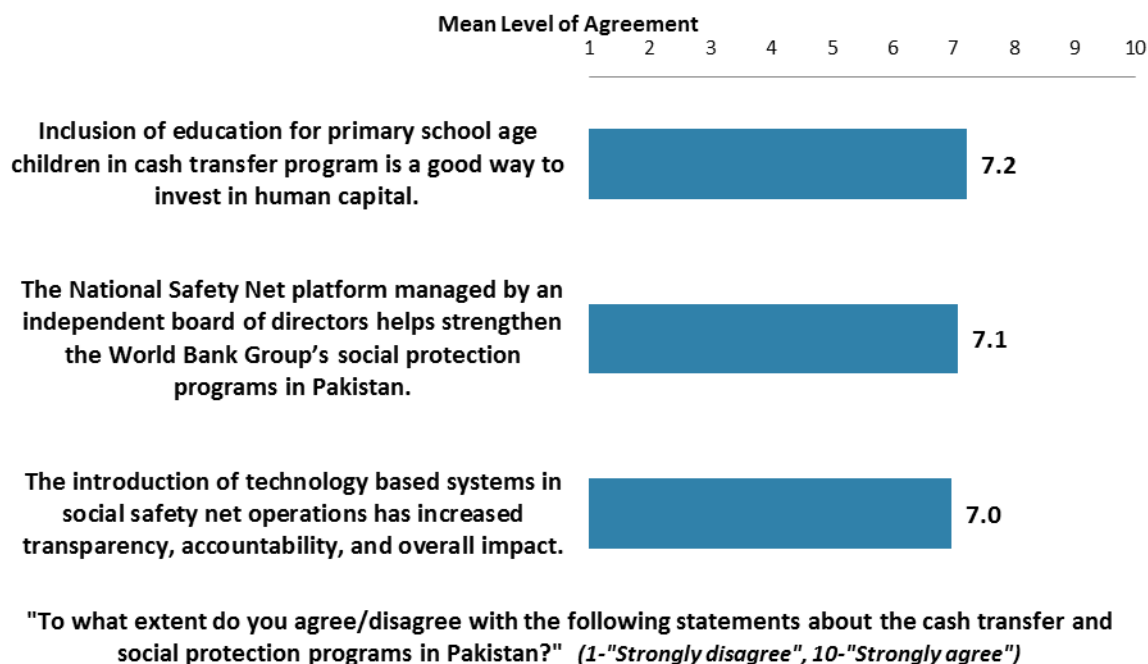
"To what extent do you believe that the World Bank Group's work and support help the poorest in Pakistan? (Select only ONE response)" (Respondents chose from a list.)



VI. Sectoral Importance and Effectiveness (continued)

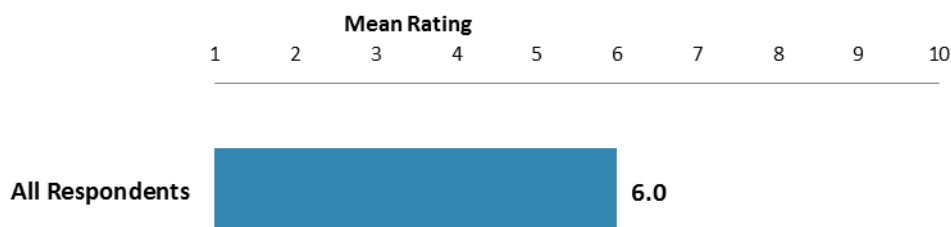
Cash Transfer and Social Protection Programs

- **Collaboration:** Respondents who are collaborating with the WBG had significantly higher levels of agreement that the National Safety Net platform helps strengthen the WBG's social protection programs (mean rating = 7.5) compared to respondents who are not collaborating with the WBG (mean rating = 6.8).



"Safeguard Policies"

- **Collaboration:** Respondents who are collaborating with the WBG gave significantly higher ratings that the WBG's "Safeguard Policies" help achieve environmental and social sustainability in Pakistan (mean rating = 6.4) compared to respondents who are not collaborating with the WBG (mean rating = 5.7).



"To what extent do you believe that the World Bank Group's "Safeguard Policies" help to achieve environmental and social sustainability in Pakistan?"
(1-"To no degree at all", 10-"To a very significant degree")



VI. Sectoral Importance and Effectiveness (continued)

Drivers of Effectiveness

To determine the key drivers of respondents' ratings of the World Bank Group's overall effectiveness and ratings of its ability to help achieve development results in Pakistan, bivariate correlational analyses were conducted using respondents' ratings of the thirty-three specific areas of effectiveness.

Correlational analyses, however, are not able to tell us exactly what is causing respondents' ratings of the World Bank Group's overall effectiveness or ratings of its ability to help achieve development results. Rather, these analyses tell us that as ratings of effectiveness in one area increase, respondents' ratings of the Bank Group's overall effectiveness increase, or as ratings of effectiveness in one area increase, ratings of the WBG's ability to help achieve development results increase. Thus, it can be inferred that respondents' perceptions of effectiveness in one specific area are related to, or drive, respondents' perceptions of the Bank Group's overall effectiveness or perceptions of the WBG's ability to help achieve development results.

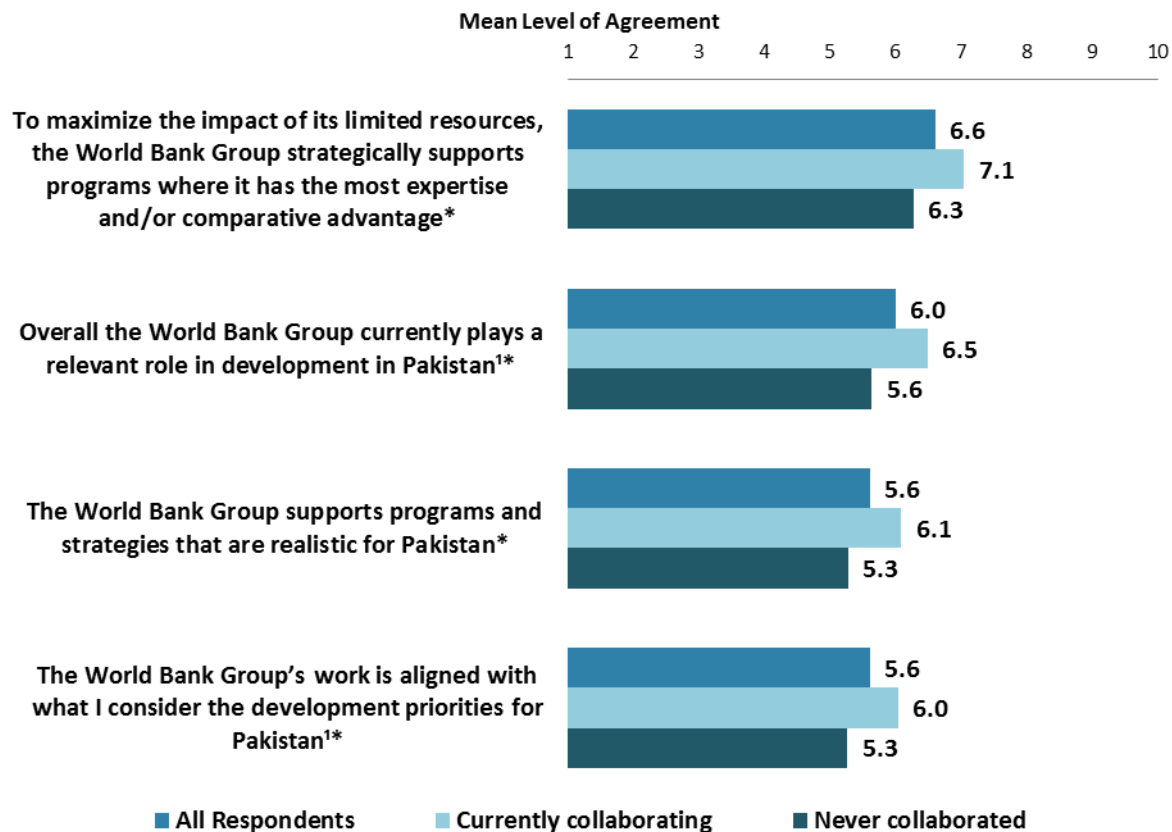
- Overall Effectiveness: Those specific areas with the highest Pearson Product-Moment correlations were determined to be the most closely related to perceptions of the Bank Group's overall effectiveness, suggesting that ratings of effectiveness in those specific areas are drivers of perceptions of the Bank Group's overall effectiveness in Pakistan. The areas determined to be key drivers from these analyses were:
 - The WBG's effectiveness at environmental sustainability;
 - The WBG's effectiveness at economic growth;
 - The WBG's effectiveness at poverty reduction; and
 - The WBG's effectiveness at public financial management.
- Achieving Development Results: Those specific areas with the highest Pearson Product-Moment correlations were determined to be the most closely related to perceptions of the WBG's ability to help achieve development results in Pakistan, suggesting that ratings of effectiveness in those specific areas are drivers of perceptions of the WBG's ability to help achieve development results. The areas determined to be key drivers from these analyses were:
 - The WBG's effectiveness at water, sanitation, and hygiene;
 - The WBG's effectiveness at nutrition;
 - The WBG's effectiveness at health and population; and
 - The WBG's effectiveness at law and justice.



VII. How the World Bank Group Operates

The World Bank Group's Work in Pakistan

- **Stakeholders:** Respondents from bilateral/multilateral agencies and the media had the highest levels of agreement that the WBG plays a relevant role in development and is aligned with country priorities in Pakistan whereas respondents from other organizations had significantly lower levels of agreement. Respondents from bilateral/multilateral agencies and independent government institutions had the highest levels of agreement that the WBG strategically supports programs where it has the most expertise whereas respondents from civil society and other organizations had significantly lower levels of agreement.

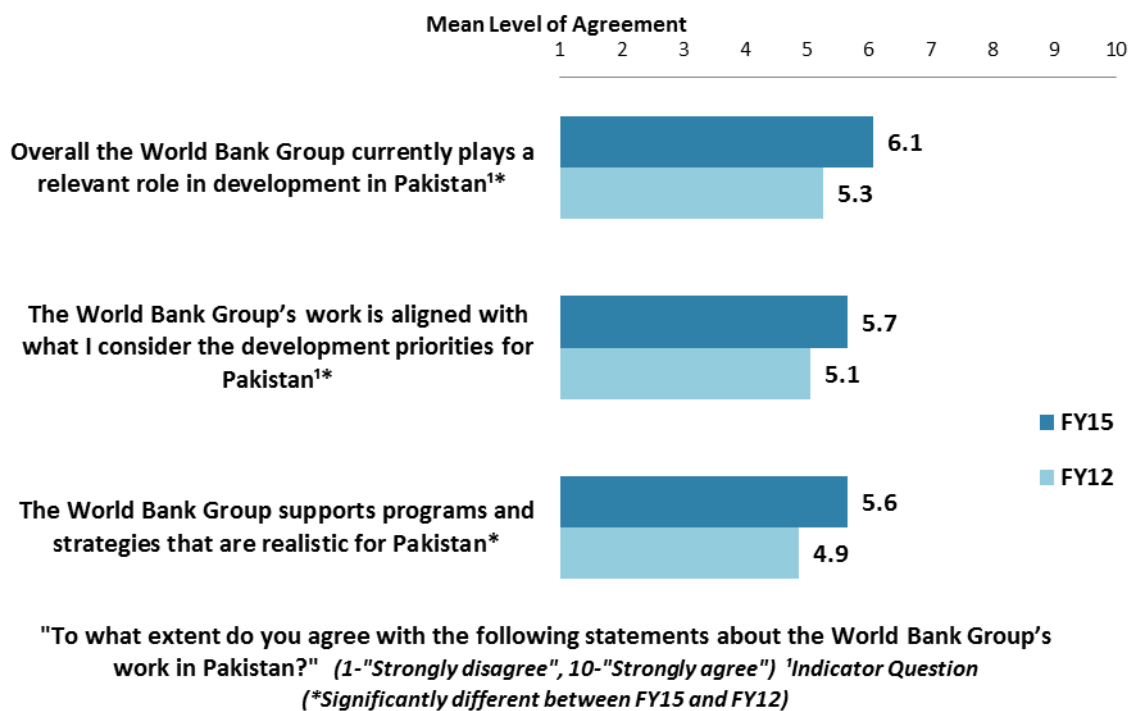


"To what extent do you agree with the following statements about the World Bank Group's work in Pakistan?" (1-"Strongly disagree", 10-"Strongly agree")
(*Significantly different across levels of collaboration) ¹Indicator Question



VII. How the World Bank Group Operates

The World Bank Group's Work in Pakistan: Year Comparison¹⁰



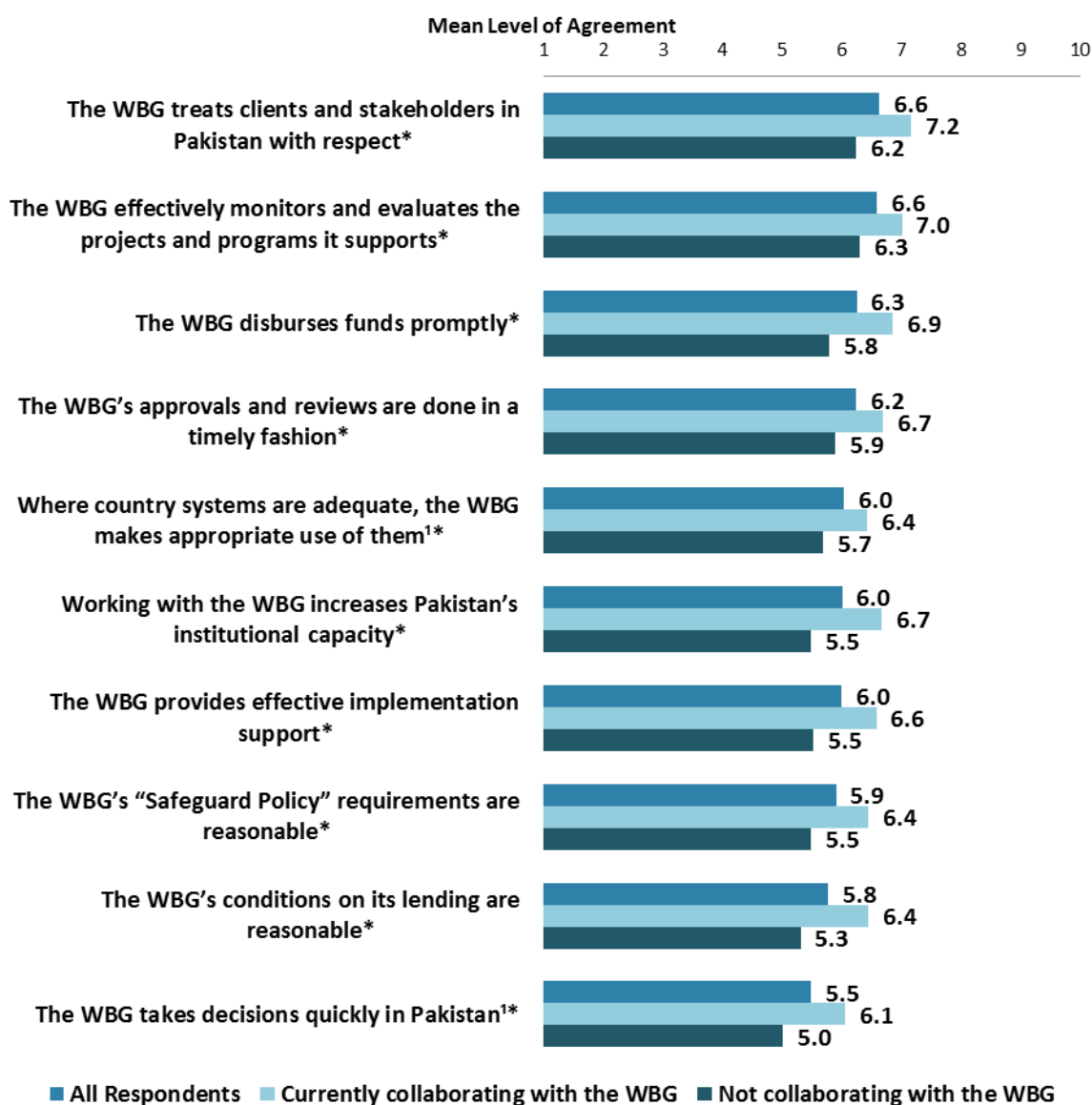
¹⁰All means presented in this chart are calculated based on weighted data. See Appendix F (page 225) for details.



VII. How the World Bank Group Operates (continued)

Overall Perceptions

- **Stakeholders:** There were significant stakeholder group differences across most of these aspects of how the WBG operates in Pakistan. For the most part, respondents from bilateral/multilateral agencies, local government, and independent government institutions tended to have the highest levels of agreement whereas respondents from the judiciary branch tended to have significantly lower levels of agreement. For a complete breakdown of stakeholder group differences see Appendix B (page 107).

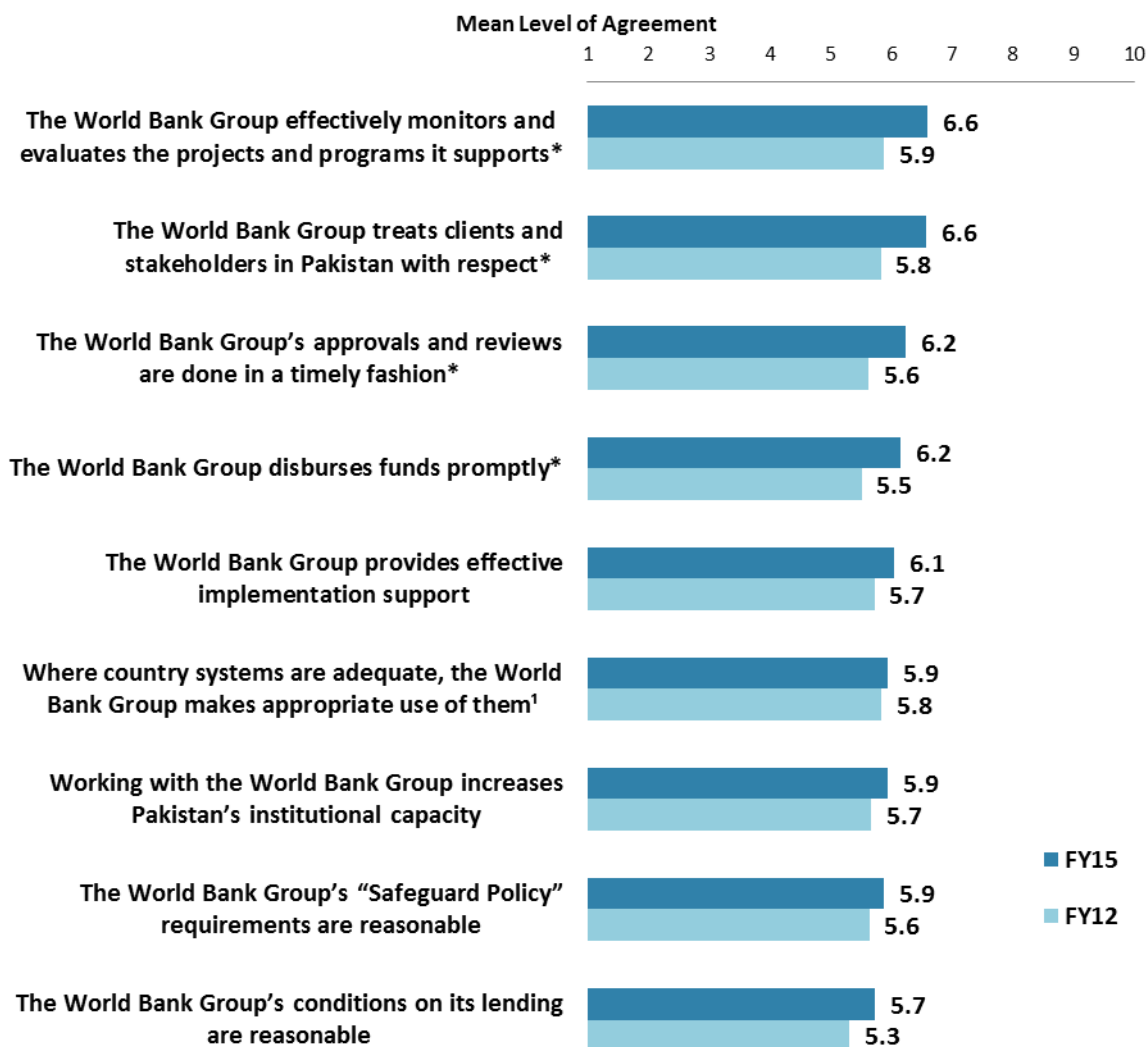


"To what extent do you agree/disagree with the following statements?"
 (1-"Strongly disagree", 10-"Strongly agree") 'Indicator question
 (*Significantly different between those who are collaborating and those who are not)



VII. How the World Bank Group Operates (continued)

Overall Perceptions: Year Comparison¹¹



"To what extent do you agree/disagree with the following statements?"
(1-"Strongly disagree", 10-"Strongly agree") ¹Indicator question (*Significantly different between FY15 and FY12)

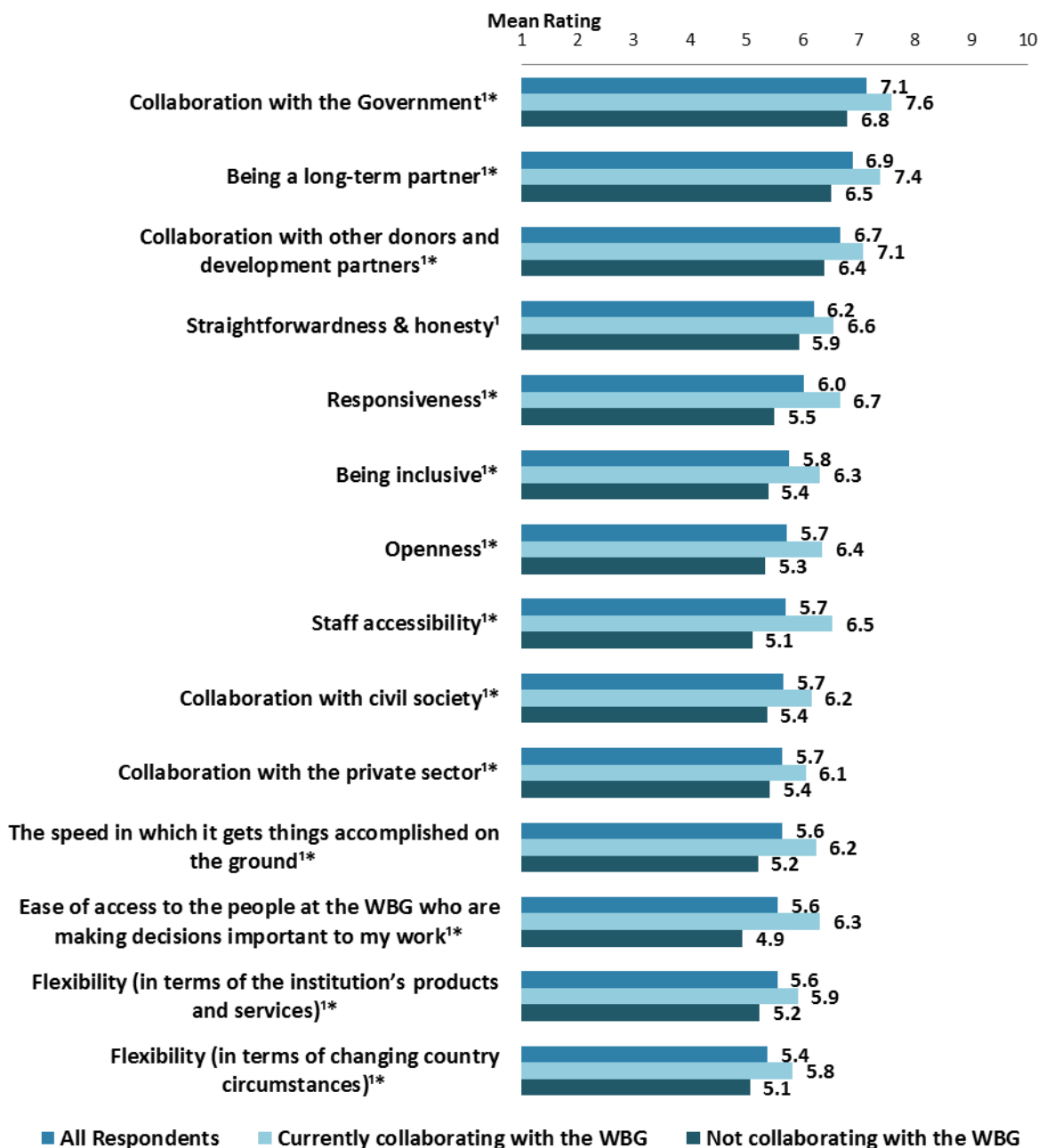
¹¹All means presented in this chart are calculated based on weighted data. See Appendix F (page 225) for details.



VII. How the World Bank Group Operates (continued)

The WBG as an Effective Development Partner

- **Stakeholders:** There were significant stakeholder group differences across many of these aspects of the WBG as an effective development partner. For the most part, respondents from bilateral/multilateral agencies, PMUs/Consultants on WBG projects, and employees of ministries tended to give the highest ratings whereas respondents from the judiciary branch, academia, and other organizations tended to give significantly lower ratings. For a complete breakdown of stakeholder group differences see Appendix B (page 107).



"To what extent is the World Bank Group an effective development partner in Pakistan, in terms of each of the following?" (1-"To no degree at all", 10-"To a very significant degree") ¹Indicator Question
 (*Significantly different between those who are currently collaborating and those who are not)

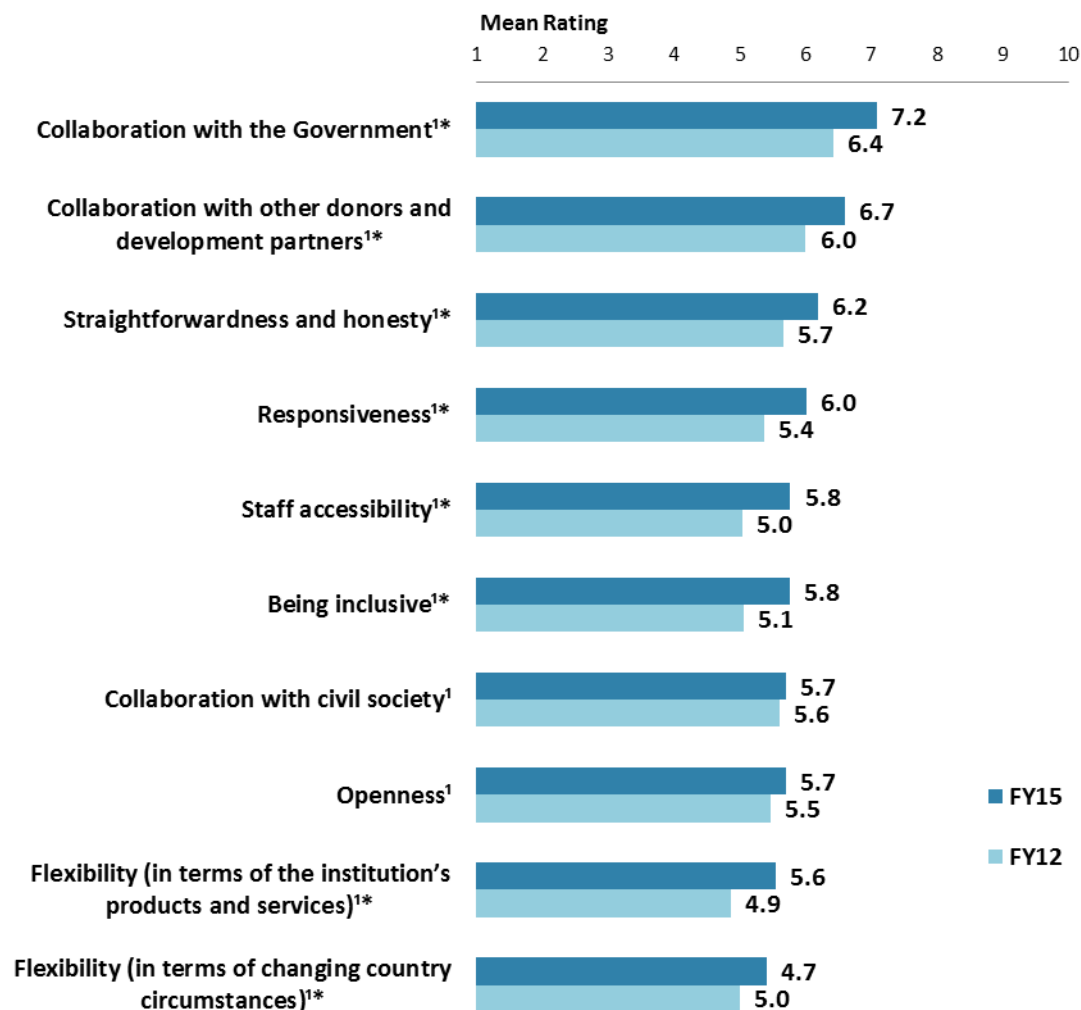


VII. How the World Bank Group Operates (continued)

The WBG as an Effective Development Partner (continued)

- **Locations:** Respondents from other areas had significantly higher ratings for the WBG's straightforwardness and honesty (mean rating = 6.8), collaboration with the Government (mean rating = 7.7), collaboration with other donors (mean rating = 7.1) and being a long-term partner (mean rating = 7.5) compared to respondents from Punjab (mean rating = 5.7, 6.7, 6.3, and 6.4, respectively).

The WBG as an Effective Development Partner: Year Comparison¹²



"To what extent is the World Bank Group an effective development partner in Pakistan in terms of each of the following?" (1-"To no degree at all", 10-"To a very significant degree")

¹Indicator Question (*Significantly different between FY15 and FY12)

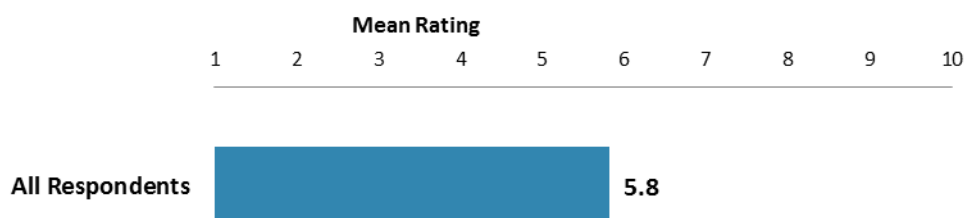
¹²All means presented in this chart are calculated based on weighted data. See Appendix F (page 225) for details.



VII. How the World Bank Group Operates (continued)

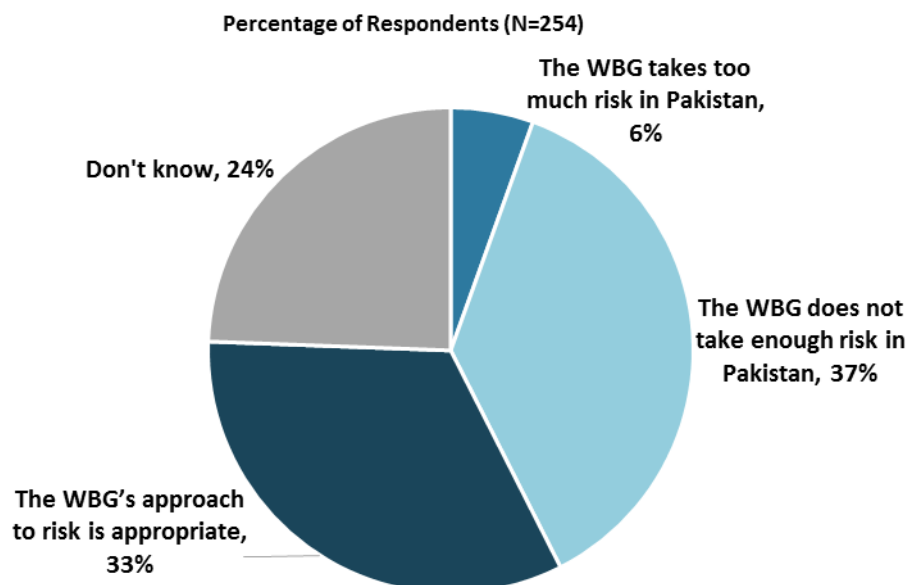
Internal Measuring and Monitoring

- **Stakeholders:** Respondents from bilateral/multilateral agencies had the highest ratings that the WBG measures and corrects its work in real time whereas respondents from the judiciary branch and other organizations had significantly lower ratings.
- **Collaboration:** Respondents who are currently collaborating with the WBG had significantly higher ratings that the WBG measures and corrects its work in real time (mean rating = 6.3) compared to those who are not collaborating (mean rating = 5.5).



"To what extent do you believe the World Bank Group measures and corrects its work in real time in Pakistan?" (1-"To no degree at all", 10-"To a very significant degree")

The WBG's Approach to Risk in Pakistan

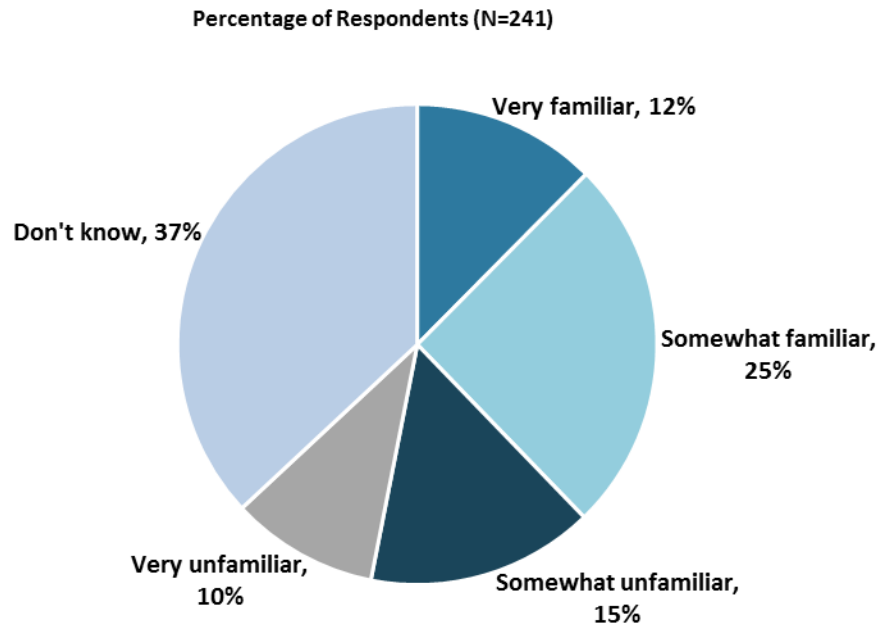


"Which of the following best describes the way the World Bank Group operates in Pakistan? (Select only ONE response)" (Respondents chose from a list.)



VII. How the World Bank Group Operates (continued)

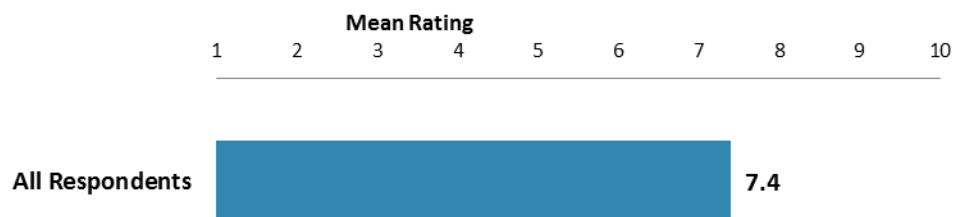
Procurement Policies: Familiarity



"How familiar are you with World Bank Group's procurement policies?
(Select only ONE response)" (Respondents chose from a list.)

Procurement Policies vs. Alternative Procurement Methods

- **Stakeholders:** Respondents from PMUs/Consultants on WBG projects and bilateral/multilateral agencies had the highest ratings for the effectiveness of the WBG's procurement policies whereas respondents from civil society, academia, and the judiciary branch had significantly lower ratings.
- **Collaboration:** Respondents who are currently collaborating with the WBG had significantly higher ratings for the effectiveness of the WBG's procurement policies (mean rating = 7.9) compared to those who are not collaborating (mean rating = 6.8).

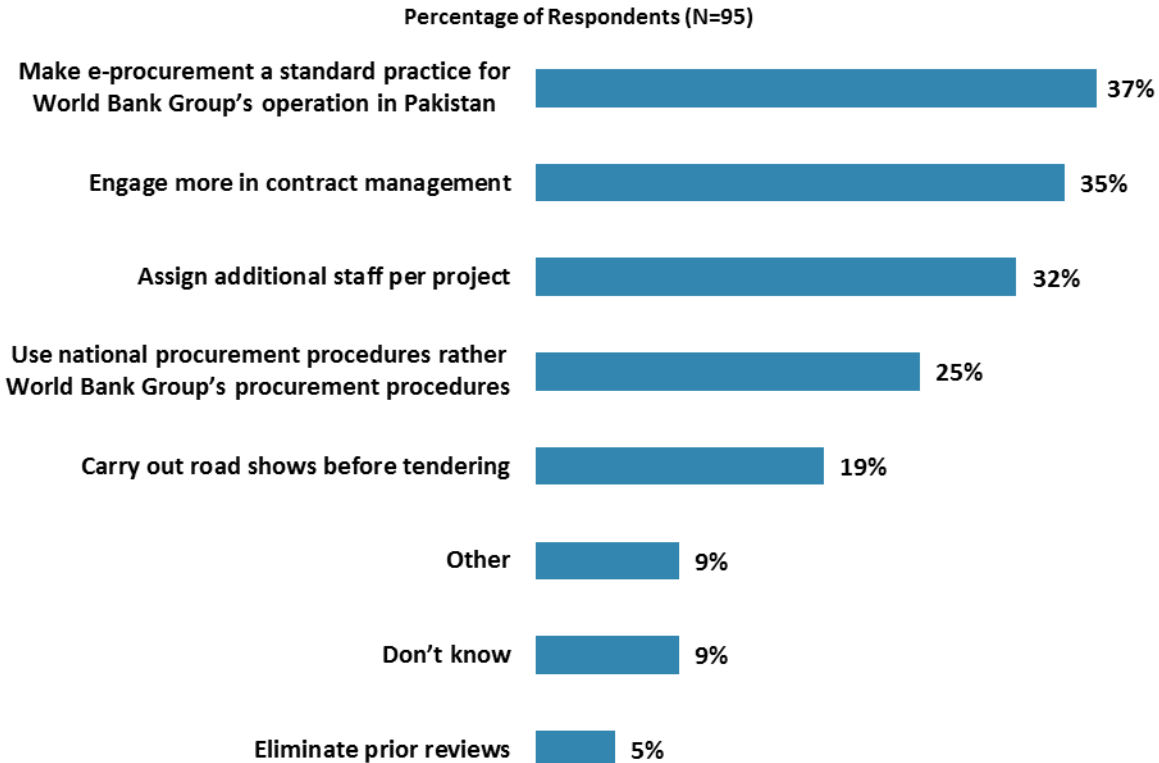


"How effective are the World Bank Group's procurement policies relative to alternative procurement methods?" (1-"Not effective at all", 10-"Very effective")



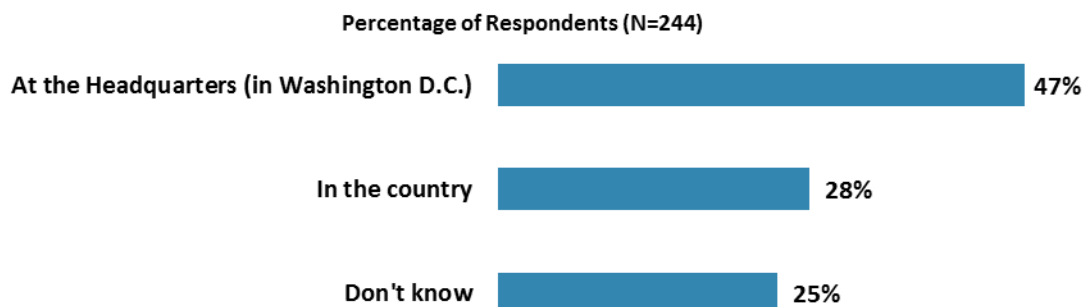
VII. How the World Bank Group Operates (continued)

Improving the WBG's Procurement Support



"To improve the effectiveness of the World Bank Group's procurement support, which of the following actions would you recommend. (Please choose no more than TWO)"
(Respondents chose from a list. Responses combined.)

The WBG's Decisions



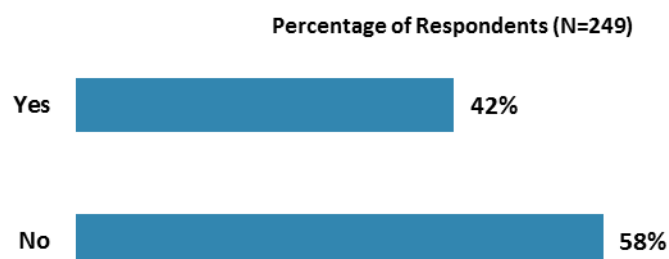
"Where are the World Bank Group's decisions made primarily that support the program in Pakistan?" (Respondents chose from a list.)



VIII. The IFC and World Bank

Awareness

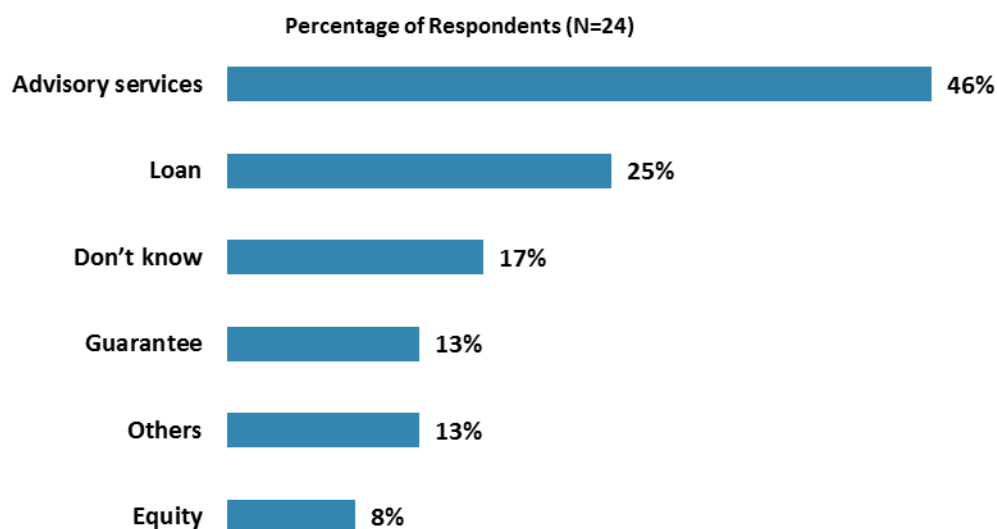
- **Stakeholders:** A majority of employees of ministries and respondents from bilateral/multilateral agencies and the private sector/financial sector/private banks were significantly more likely to indicate that they are aware of the IFC compared to respondents from other stakeholder groups.
- **Collaboration:** Respondents who are currently collaborating with the WBG were significantly more likely to indicate that they are aware of the IFC (percentage of respondents = 54.8%) compared to respondents who are not collaborating with the WBG (percentage of respondents = 33.3%).



"Are you aware of the IFC (International Finance Corporation),
the private sector arm of the World Bank Group?"

Availing of IFC Services

- **Note:** Just 24% of respondents indicated that their organization had availed any services from the IFC.



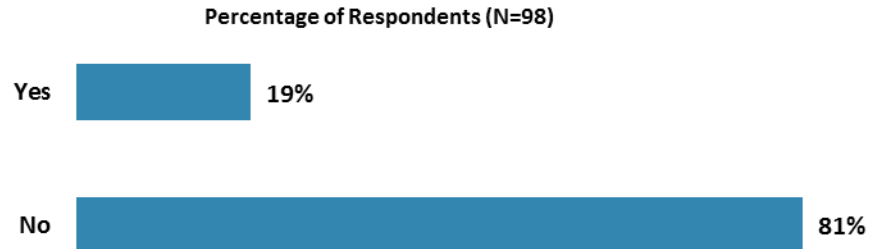
"Please indicate the type of services your organization availed from the IFC in the past five years.
(Please choose all that apply)" (Respondents chose from a list. Responses combined.)



VIII. The IFC and World Bank (continued)

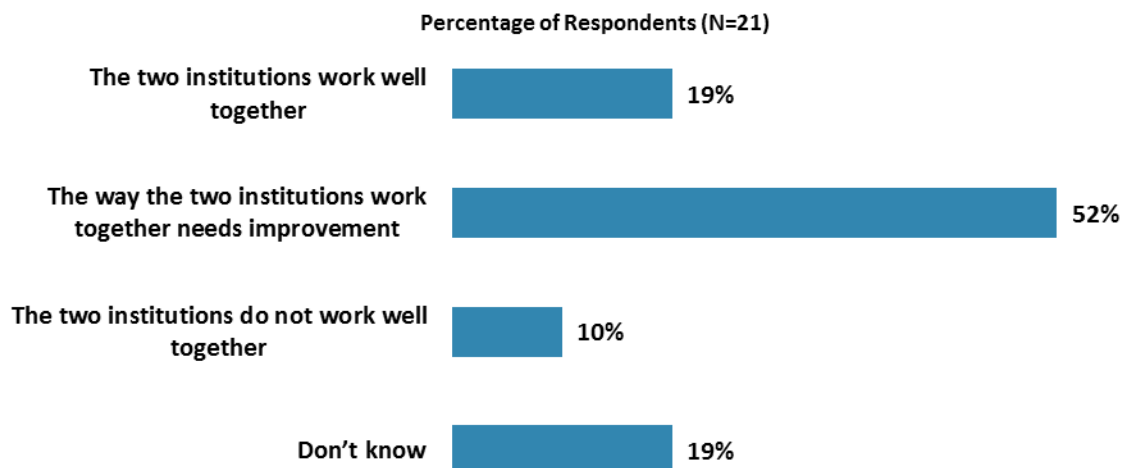
Projects involving the World Bank and IFC

- **Collaboration:** Respondents who are currently collaborating with the WBG were significantly more likely to indicate that their projects involve both the World Bank and the IFC (percentage of respondents = 29.2%) compared to respondents who are not collaborating with the WBG (percentage of respondents = 10.9%).



“Do your projects involve both the World Bank and IFC?” (Respondents chose from a list.)

- **Collaboration:** Respondents who are currently collaborating with the WBG were significantly more likely to indicate that the two institutions work well together (percentage of respondents = 25.0%) compared to respondents who are not collaborating with the WBG (percentage of respondents = 0.0%).

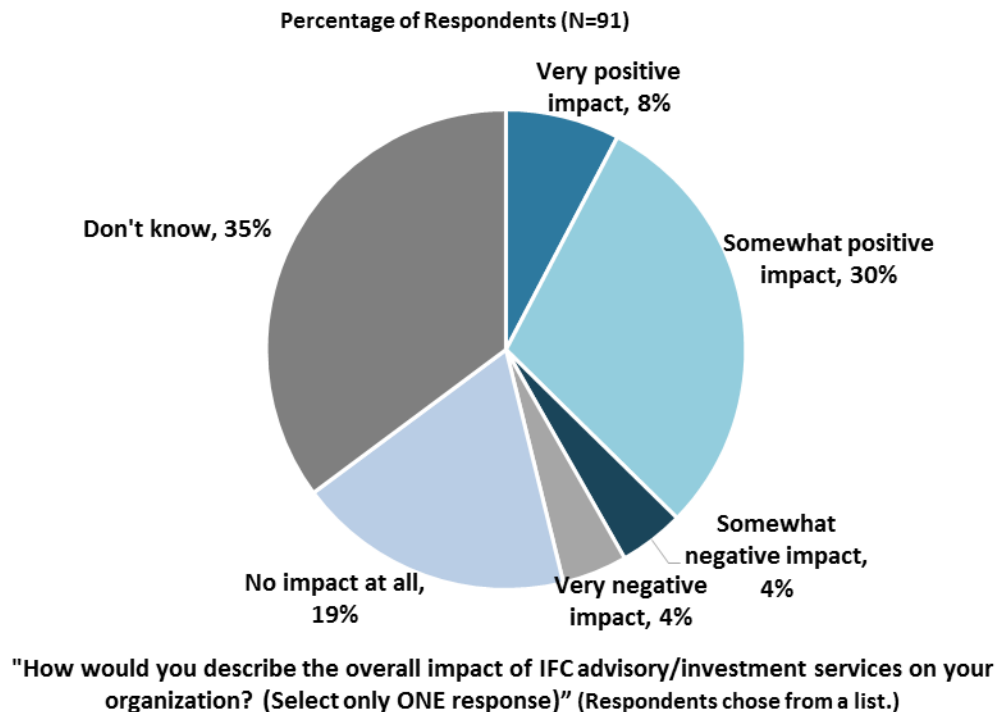


“If your projects involve both the World Bank and IFC, what was your view of how the two institutions work together in Pakistan?” (Respondents chose from a list.)

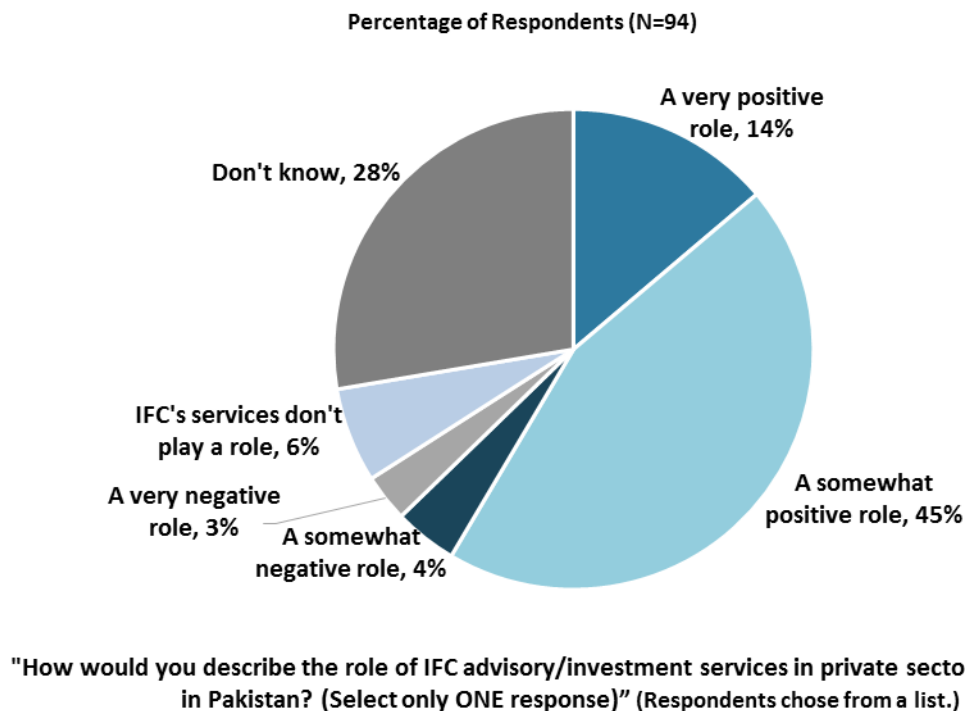


VIII. The IFC and World Bank (continued)

IFC Advisory/Investment Services



- **Stakeholders:** Respondents from the media were significantly more likely to indicate that the role of the IFC's advisory/investment services in the private sector is very positive compared to respondents from other stakeholder groups.

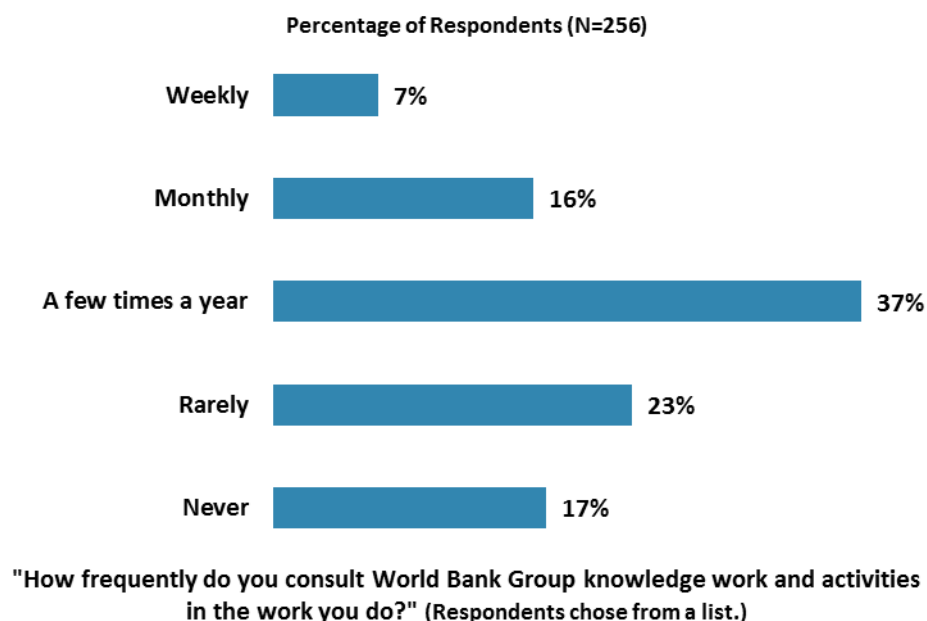




IX. World Bank Group's Knowledge and Instruments

Frequency of Consulting WBG Knowledge Work/Activities

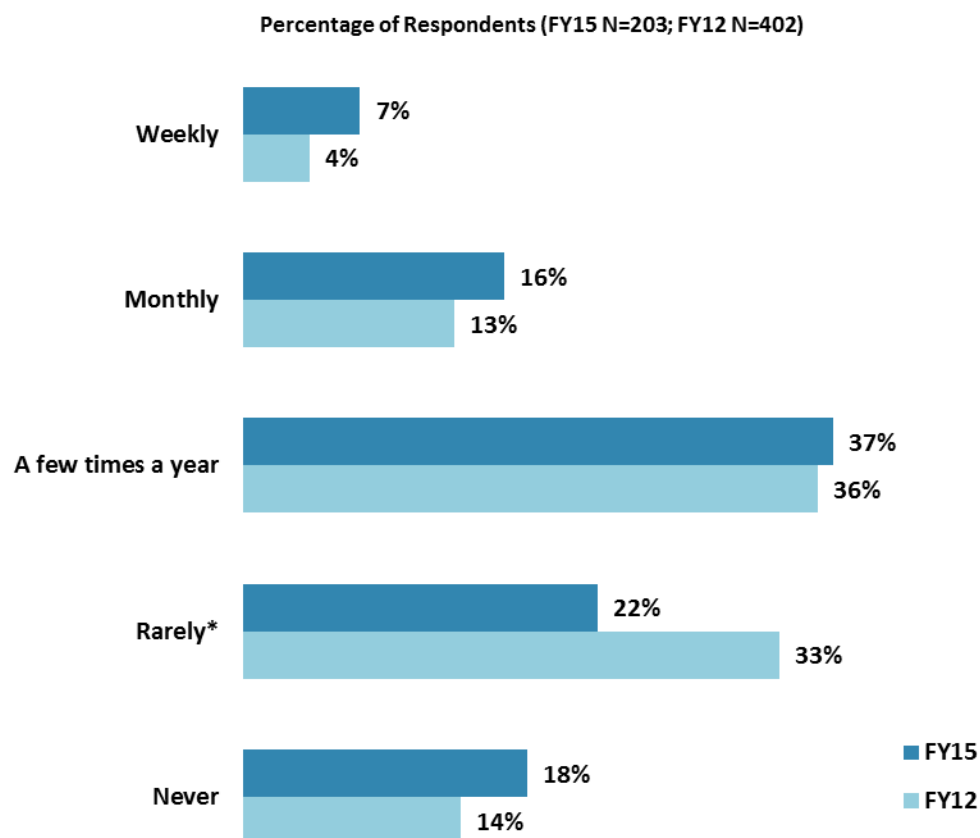
- **Stakeholders:** Respondents from the media, PMUs/Consultants on WBG projects, and independent government institutions indicated the most frequent usage of the WBG's knowledge work and activities whereas respondents from the judiciary branch indicated significantly less frequent usage.
- **Collaboration:** Respondents who are currently collaborating with the WBG indicated significantly more frequent usage of the WBG's knowledge work and activities (percentage of respondents = 41.1% weekly/monthly) compared to respondents who are not collaborating with the WBG (percentage of respondents = 53.6% rarely/never).





IX. World Bank Group's Knowledge and Instruments (continued)

Frequency of Consulting WBG Knowledge Work/Activities: Year Comparison¹³



"How frequently do you consult World Bank Group knowledge work and activities in the work you do?" (Respondents chose from a list.) *Significantly different between FY15 and FY12
(This chart presents weighted FY15 and FY12 data)

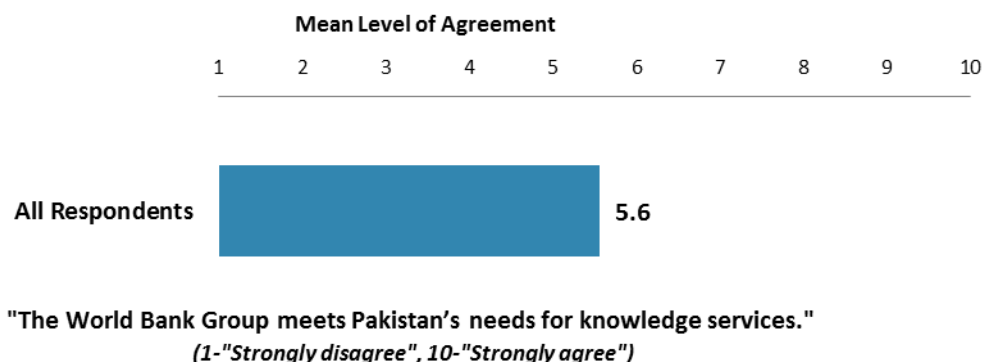
¹³All percentages presented in this chart are calculated based on weighted data. See Appendix F (page 225) for details.



IX. World Bank Group's Knowledge and Instruments (continued)

Meeting Pakistan's Knowledge Needs (*Indicator Question*)

- **Year comparison:** Respondents in this year's Country Survey had significantly higher levels of agreement that the WBG meets Pakistan's needs for knowledge services (weighted mean = 5.6) compared to respondents from the FY '12 Country Survey (weighted mean = 5.1)¹⁴.
- **Locations:** Respondents from other areas had significantly higher levels of agreement that the WBG meets Pakistan's needs for knowledge services (mean rating = 6.0) compared to respondents from Punjab (mean rating = 5.2).
- **Collaboration:** Respondents who are currently collaborating with the WBG had significantly higher levels of agreement that the WBG meets Pakistan's needs for knowledge services (mean rating = 6.4) compared to respondents who are not collaborating (mean rating = 5.0).




¹⁴ Please refer to Appendix F (page 225) for more details on weighting for year comparisons. The mean in the chart was calculated based on un-weighted data.



IX. World Bank Group's Knowledge and Instruments (continued)

Contribution of the WBG's Knowledge Work and Activities (*Indicator Question*)

- **Year comparison:** Respondents in this year's Country Survey had statistically similar ratings for the significance of the contribution of the WBG's knowledge work and activities (weighted mean = 5.9) compared to respondents from the FY '12 Country Survey (weighted mean = 5.8)¹⁵.
- **Collaboration:** Respondents who are currently collaborating with the WBG had significantly higher ratings for the significance of the contribution of the WBG's knowledge work and activities (mean rating = 6.6) compared to respondents who are not collaborating (mean rating = 5.4).



"Overall, how significant a contribution do you believe the World Bank Group's knowledge work and activities make to development results in your country?"
(1-"Not significant at all", 10-"Very significant")

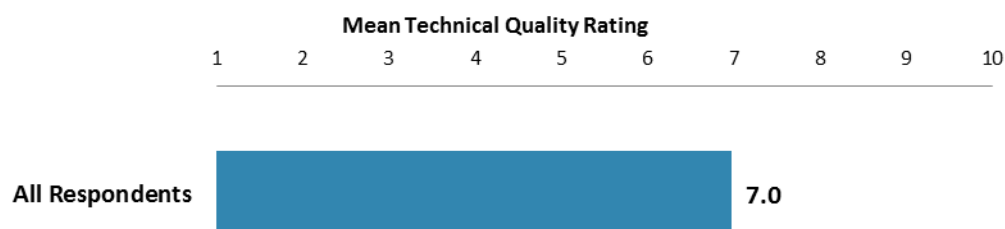
¹⁵ Please refer to Appendix F (page 225) for more details on weighting for year comparisons. The mean in the chart was calculated based on un-weighted data.



IX. World Bank Group's Knowledge and Instruments (continued)

Technical Quality of the WBG's Knowledge Work and Activities (*Indicator Question*)

- **Year comparison:** Respondents in this year's Country Survey had statistically similar ratings for the technical quality of the WBG's knowledge work and activities (weighted mean = 6.7) compared to respondents from the FY '12 Country Survey (weighted mean = 6.6)¹⁶.
- **Stakeholders:** Respondents from bilateral/multilateral agencies had the highest ratings for the technical quality of the WBG's knowledge work and activities whereas respondents from civil society and the judiciary branch had significantly lower ratings.
- **Locations:** Respondents from other areas had significantly higher ratings for the technical quality of the WBG's knowledge work and activities (mean rating = 7.1) compared to respondents from Punjab (mean rating = 6.4).



"Overall, how would you rate the technical quality of the World Bank Group's knowledge work and activities?" (1-"Very low technical quality", 10-"Very high technical quality")

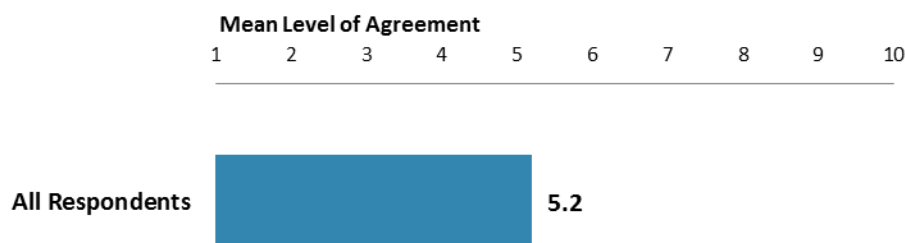
¹⁶ Please refer to Appendix F (page 225) for more details on weighting for year comparisons. The mean in the chart was calculated based on un-weighted data.



IX. World Bank Group's Knowledge and Instruments (continued)

Meeting Pakistan's Needs for Financial Instruments (*Indicator Question*)

- **Year comparison:** Respondents in this year's Country Survey had statistically similar levels of agreement that the WBG's financial instruments meet Pakistan's needs (weighted mean = 5.3) compared to respondents from the FY '12 Country Survey (weighted mean = 4.9)¹⁷.
- **Stakeholders:** Respondents from local government and bilateral/multilateral agencies had the highest levels of agreement that the WBG's financial instruments meet Pakistan's needs whereas respondents from the judiciary branch had significantly lower levels of agreement.
- **Locations:** Respondents from other areas had significantly higher levels of agreement that the WBG's financial instruments meet Pakistan's needs (mean rating = 5.5) compared to respondents from Punjab (mean rating = 4.9).
- **Collaboration:** Respondents who are currently collaborating with the WBG had significantly higher levels of agreement that the WBG's financial instruments meet Pakistan's needs (mean rating = 6.1) compared to respondents who are not collaborating (mean rating = 4.6).



"The World Bank Group's financial instruments meet the needs of Pakistan."
(1- "Strongly disagree", 10- "Strongly agree")

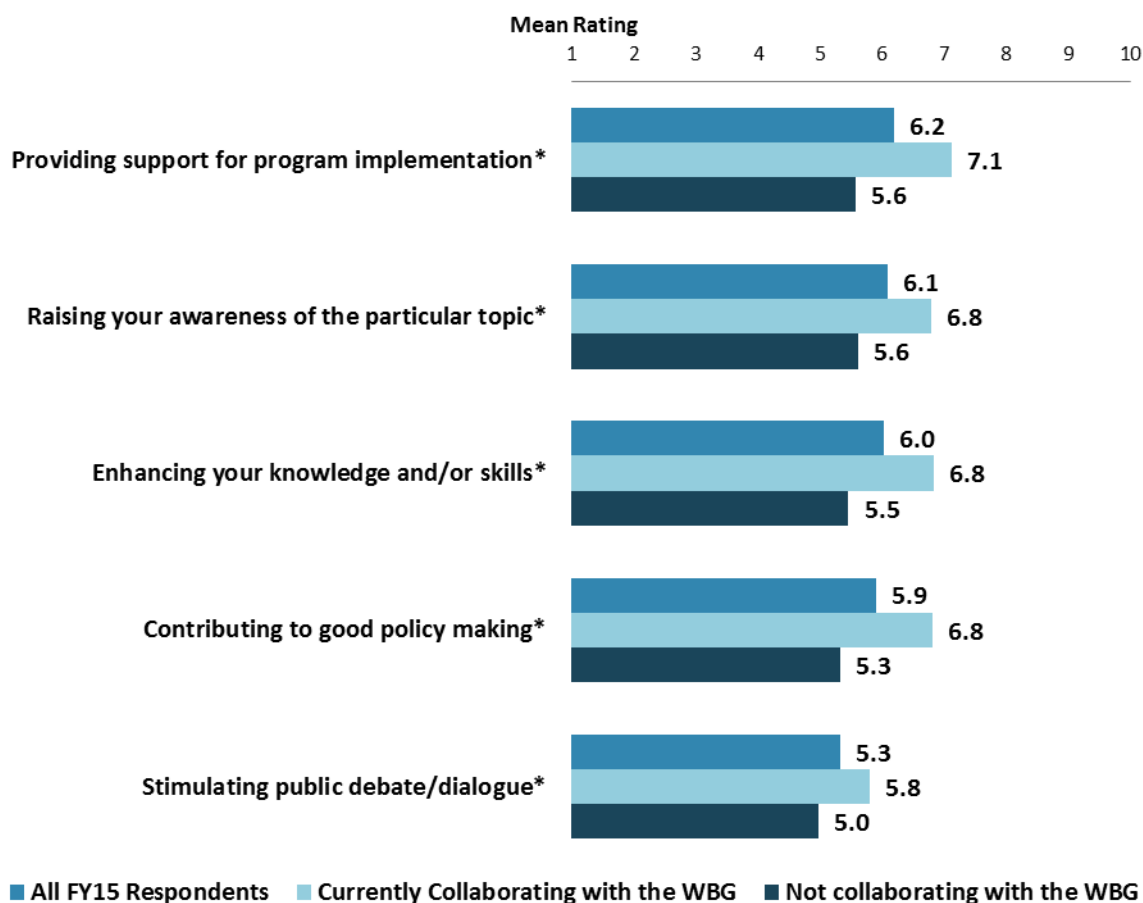
¹⁷ Please refer to Appendix F (page 225) for more details on weighting for year comparisons. The mean in the chart was calculated based on un-weighted data.



IX. World Bank Group's Knowledge and Instruments (continued)

Effectiveness of the WBG's Knowledge Work and Activities

- **Stakeholders:** Employees of ministries and respondents from local government, PMUs/ Consultants on WBG projects, and independent government institutions had the highest ratings for the effectiveness of the WBG's knowledge work and activities raising awareness of a particular topic whereas respondents from the judiciary branch had significantly lower ratings.

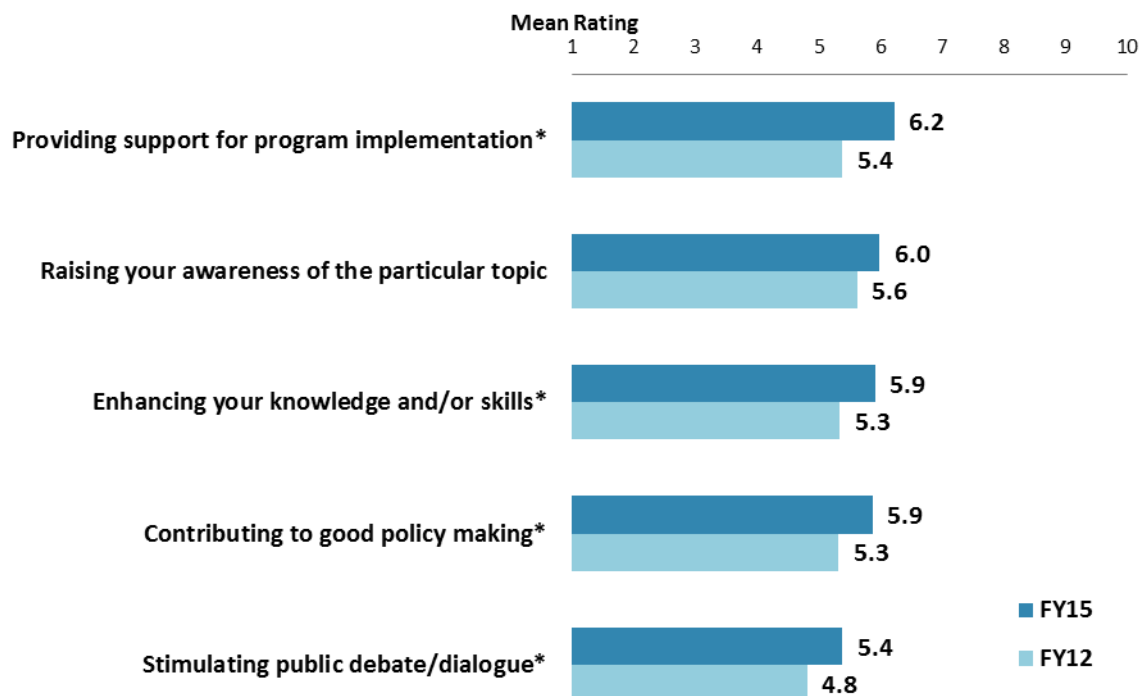


"How effective do you believe the World Bank Group has been in Pakistan in using its knowledge work and activities:" (1-"Not effective at all", 10-"Very effective")
(*Significantly different between those who collaborate with the WBG and those who do not)



IX. World Bank Group's Knowledge and Instruments (continued)

Effectiveness of the WBG's Knowledge Work and Activities: Year Comparison¹⁸



"How effective do you believe the World Bank Group has been in Pakistan in using its knowledge work and activities:" (1-"Not effective at all", 10-"Very effective")

*Significantly different between FY15 and FY12 (This chart presents weighted FY15 and FY12 data)

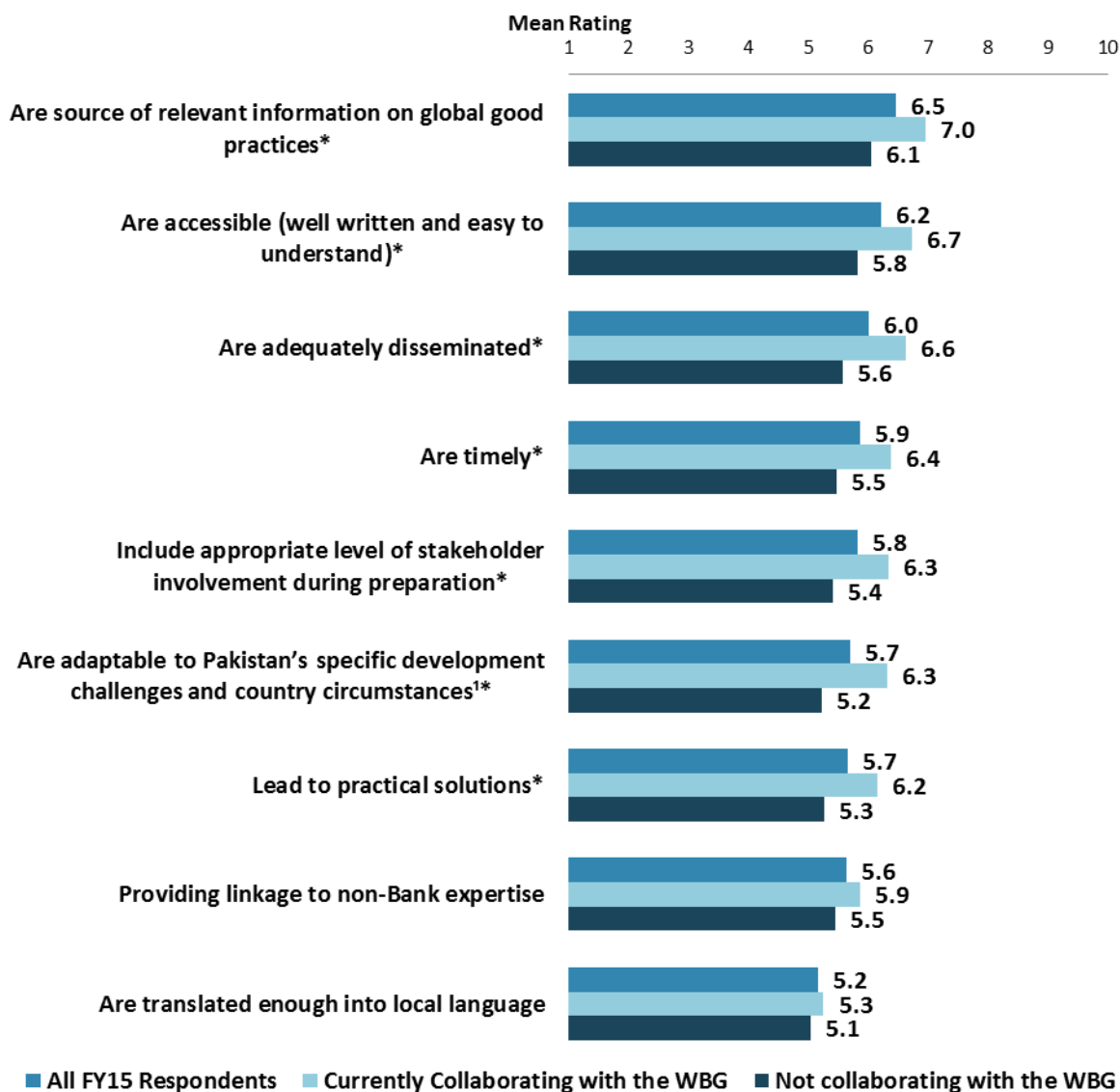
¹⁸All means presented in this chart are calculated based on weighted data. See Appendix F (page 225) for details.



IX. World Bank Group's Knowledge and Instruments (continued)

Qualities of the WBG's Knowledge Work and Activities

- **Stakeholders:** Respondents from bilateral/multilateral agencies gave the highest ratings that the WBG's knowledge work includes stakeholder involvement whereas respondents from the judiciary branch gave significantly lower ratings. Respondents from local government and bilateral/multilateral agencies gave the highest ratings that the WBG's knowledge work is a source for global good practices and being adaptable to Pakistan's specific challenges whereas respondents from the judiciary branch gave significantly lower ratings. Respondents from local government and the private sector/financial sector/private banks gave the highest ratings that the WBG's knowledge work is translated enough whereas respondents from the judiciary branch and other organizations gave significantly lower ratings.

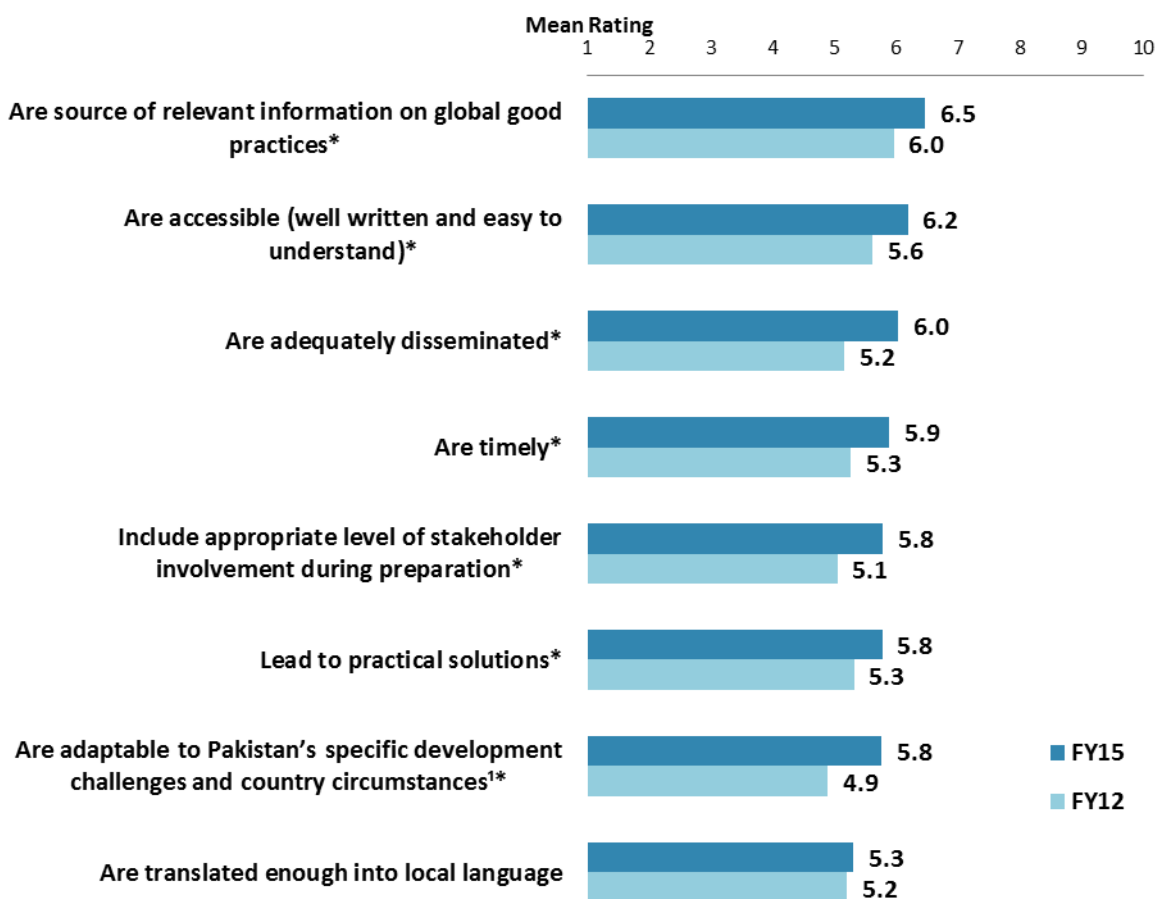


"In Pakistan, to what extent do you believe that the World Bank Group's knowledge work and activities:" (1-"To no degree at all", 10-"To a very significant degree") 'Indicator Question
(*Significantly different between those who collaborate with the WBG and those who do not)



IX. World Bank Group's Knowledge and Instruments (continued)

Qualities of the WBG's Knowledge Work and Activities: Year Comparison¹⁹



"In Pakistan, to what extent do you believe that the World Bank Group's knowledge work and activities:" (1-"To no degree at all", 10-"To a very significant degree") 'Indicator Question

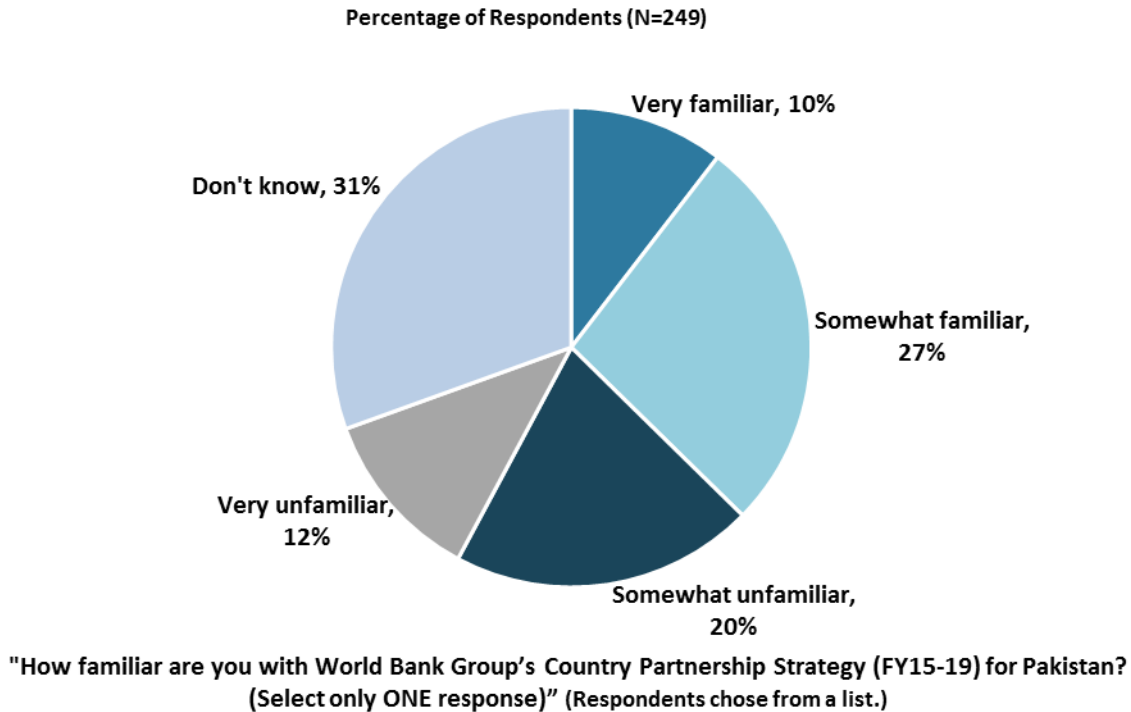
*Significantly different between FY15 and FY12 (This chart presents weighted FY15 and FY12 data)

¹⁹All means presented in this chart are calculated based on weighted data. See Appendix F (page 225) for details.



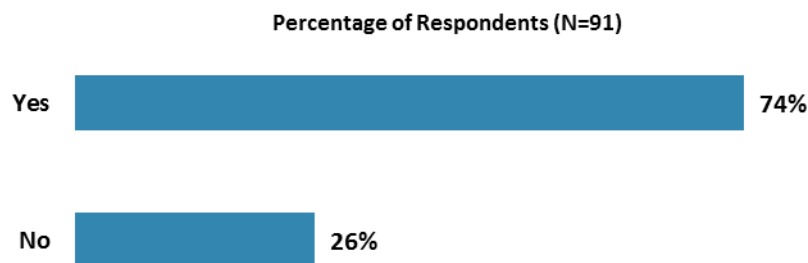
X. The WBG's Country Partnership Strategy & Sectoral Work

Country Partnership Strategy: Familiarity



Country Partnership Strategy focused on Right Priorities

- **Collaboration:** Respondents who are currently collaborating with the WBG were significantly more likely to indicate that the Country Partnership Strategy is focused on the right priorities in Pakistan (percentage of respondents = 84.9%) compared to respondents who are not collaborating (percentage of respondents = 54.3%).



"Do you think the Country Partnership Strategy for FY15-19 focused on the right priorities for Pakistan?"



X. Country Partnership Strategy & Sectoral Work (continued)

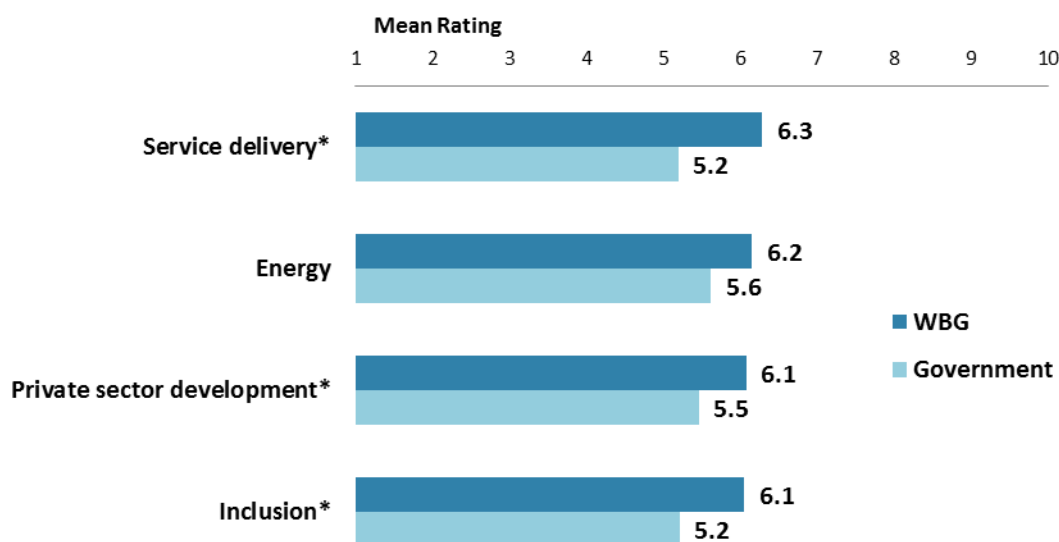
Country Partnership Strategy: WBG's and Government's Performance

Stakeholders:

- **WBG's performance:** Employees of ministries and respondents from PMUs/ Consultants on WBG projects and bilateral/multilateral agencies gave the highest ratings for the WBG's performance at service delivery whereas respondents from academia gave significantly lower ratings.
- **Government's performance:** Respondents from the media gave the highest ratings for the Government's performance at energy and service delivery whereas respondents from academia gave significantly lower ratings. Employees of ministries and respondents from the media gave the highest ratings for the Government's performance at inclusion whereas respondents from academia gave significantly lower ratings.

Collaboration:

- **WBG's performance:** Respondents who are currently collaborating with the WBG gave significantly higher ratings for the WBG's performance at energy and service delivery (mean ratings = 6.8 and 6.8, respectively) compared to respondents who are not collaborating (mean ratings = 5.3 and 5.4, respectively).
- **Government's performance:** Respondents who are currently collaborating with the WBG gave significantly higher ratings for the Government's performance at energy, inclusion, and service delivery (mean ratings = 6.5, 6.1, and 6.0, respectively) compared to respondents who are not collaborating (mean ratings = 4.6, 4.3, and 4.3, respectively).



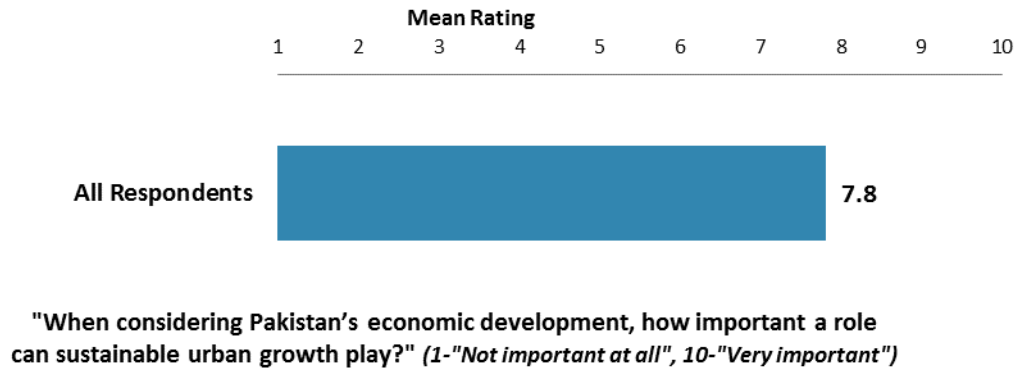
"Please rate the ____'s performance in terms of each pillar of the Country Partnership Strategy (FY15-19) since July 2014?" (1-"Very poor", 10-"Very good")

*Significantly different between WBG and Government

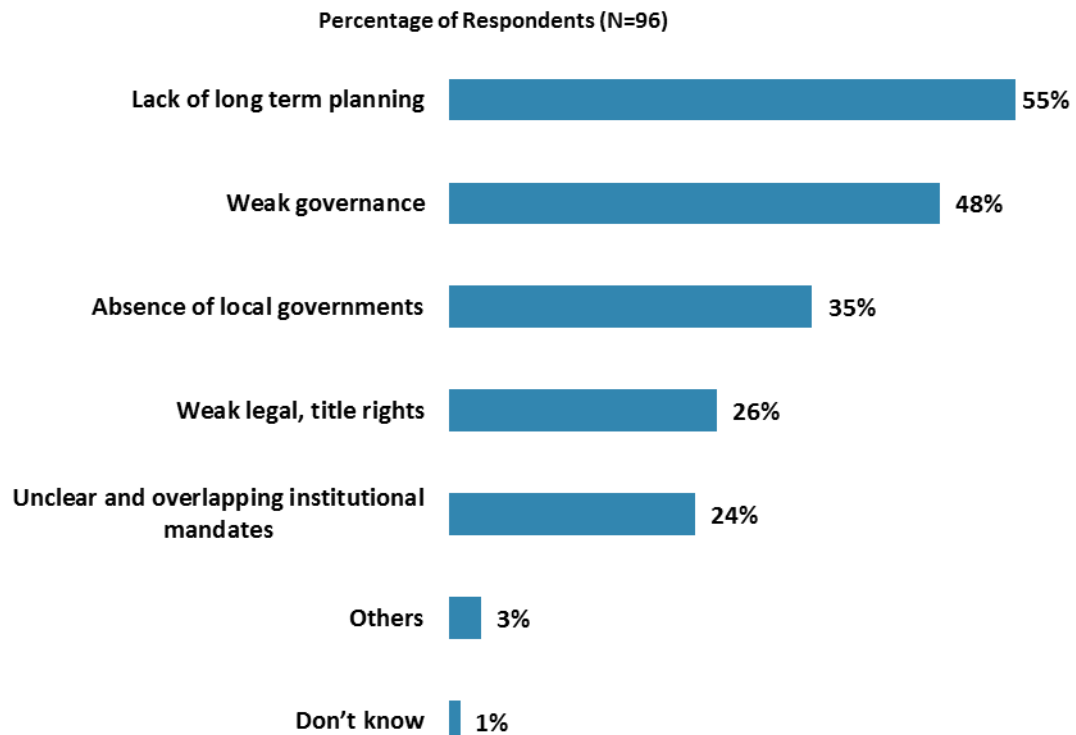


X. Country Partnership Strategy & Sectoral Work (continued)

The Role of Urban Development



Urban Development: Greatest Challenges

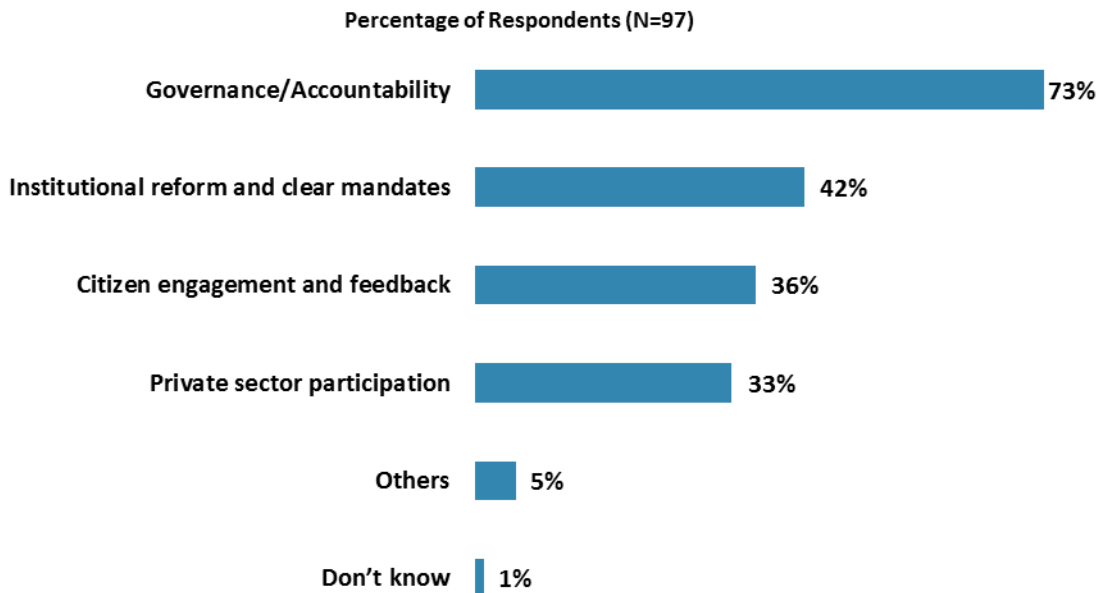


"Which TWO of the following are the greatest challenges to tapping the economic potential of cities in Pakistan? (Please choose no more than TWO)" (Respondents chose from a list. Responses combined.)



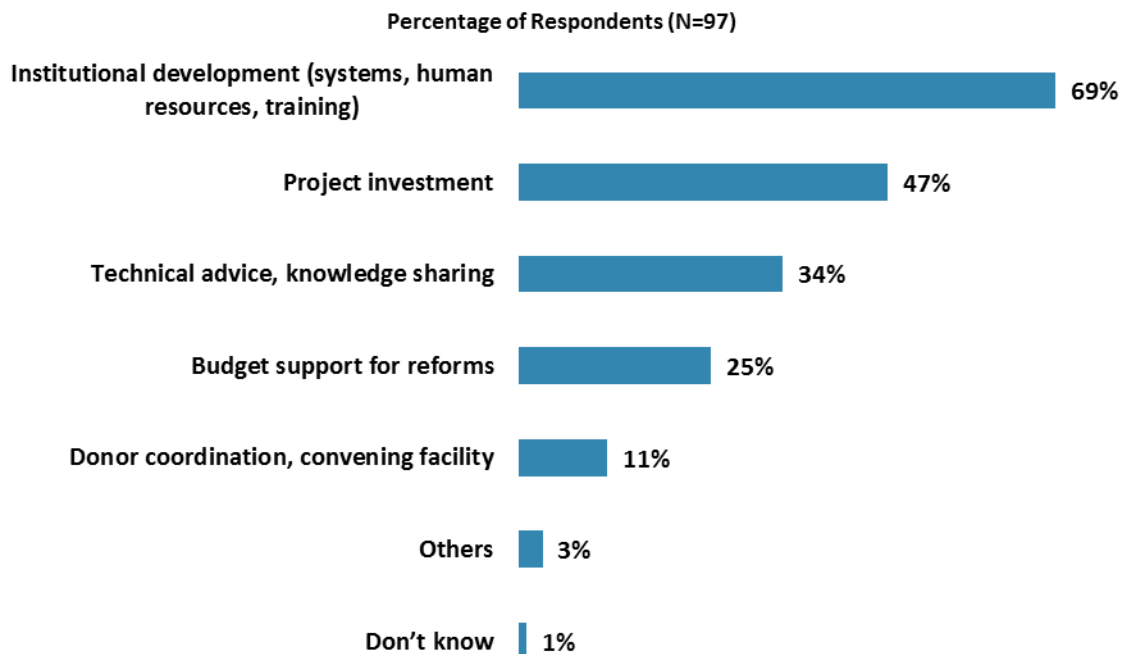
X. Country Partnership Strategy & Sectoral Work (continued)

Urban Development: Government Focus



"When considering how to enhance the delivery of municipal services in cities in Pakistan, in which of the following areas should the Government focus its resources most for the greatest value? (Please choose no more than TWO)" (Respondents chose from a list. Responses combined.)

Urban Development: WBG Focus

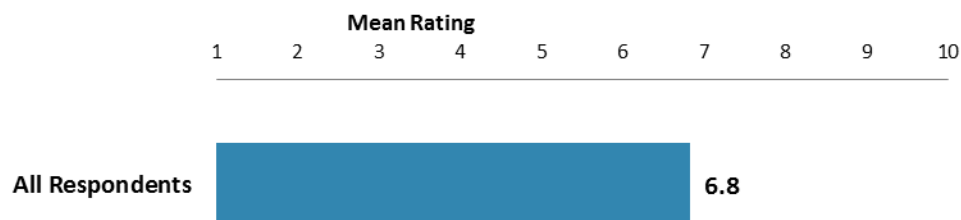


"Where should the WBG focus most of its resources to add the greatest value, when it comes to developing Pakistan's cities? (Please choose no more than TWO)" (Respondents chose from a list. Responses combined.)



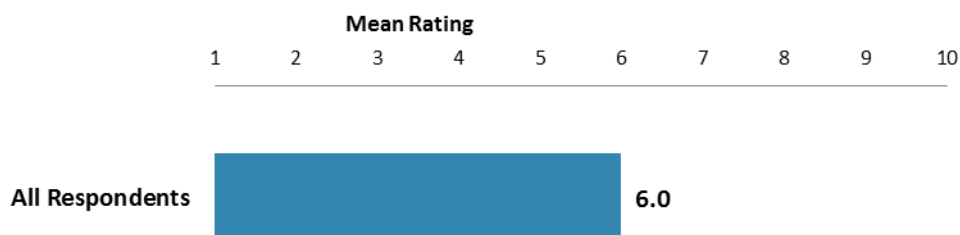
X. Country Partnership Strategy & Sectoral Work (continued)

The WBG in the Energy Sector



"To what extent do you believe the World Bank Group increased its attention to the energy sector in Pakistan in the past two years?" (1-"To no degree at all", 10-"To a very significant degree")

Energy Sector: Mid-Term Impact

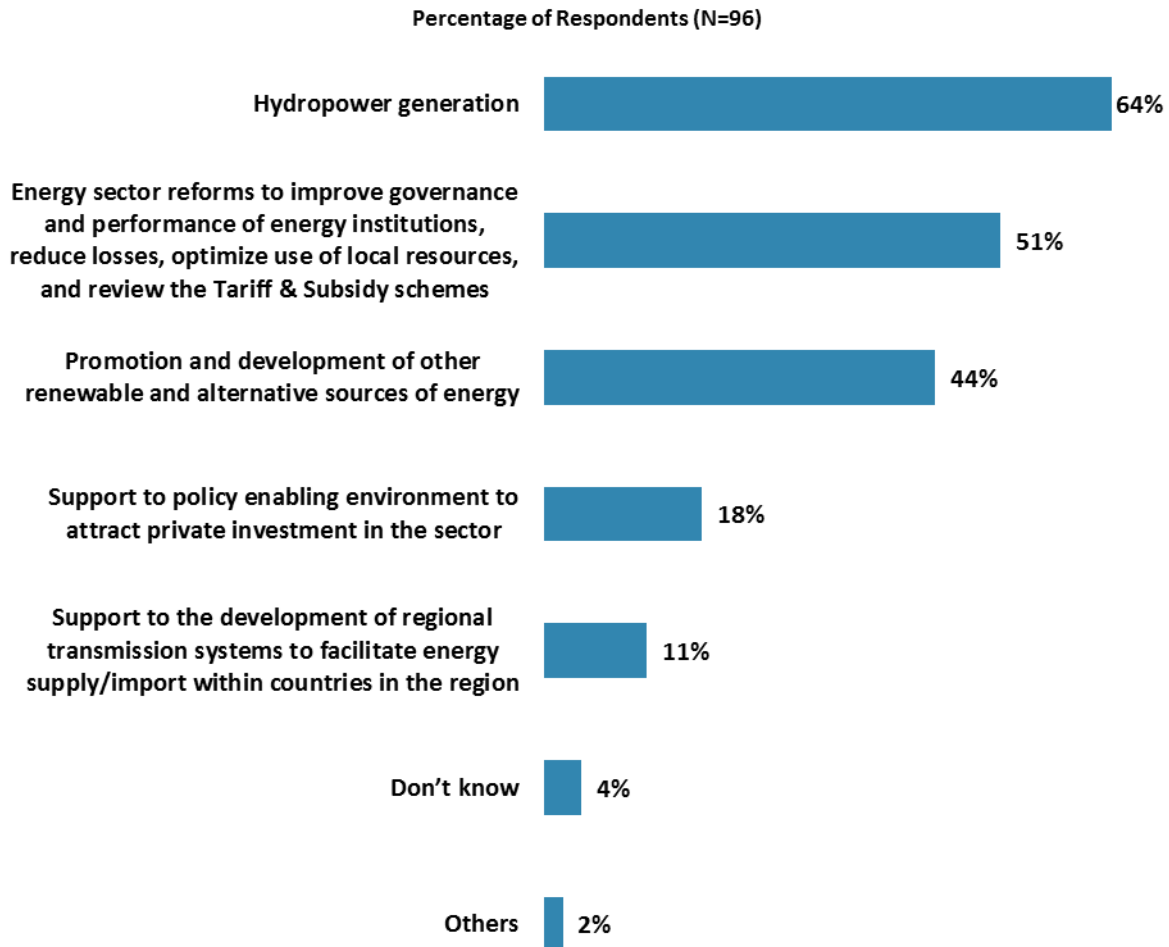


"How significant of a mid-term impact has the World Bank Group's support to the energy sector had on Pakistan's development in the last two years?" (1-"Not significant at all", 10-"Very significant")



X. Country Partnership Strategy & Sectoral Work (continued)

The Energy Sector: Making the WBG of Greater Value



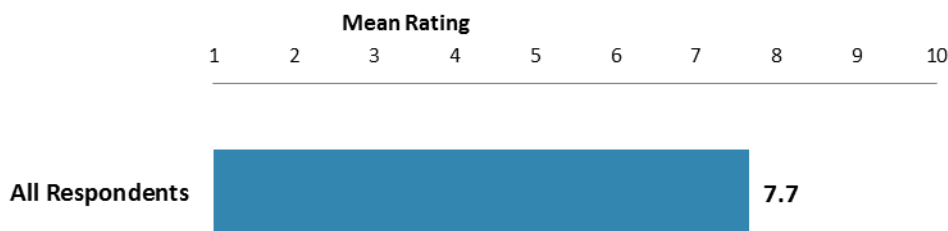
"When considering the World Bank Group's support to Pakistan's energy sector, in which two of the following areas should the WBG focus most of its resources in order to add the most value? (Please choose no more than TWO)" (Respondents chose from a list. Responses combined.)



XI. The Future Role of the World Bank Group in Pakistan

Future Role of the WBG

- **Year comparison:** Respondents in this year's Country Survey had statistically similar ratings for the significance of the role the WBG should play in Pakistan's future development (weighted mean = 7.6) compared to respondents from the FY '12 Country Survey (weighted mean = 7.3)²⁰.
- **Stakeholders:** Respondents from local government gave the highest ratings for the significance of the role the WBG should play in Pakistan's future development whereas respondents from the judiciary branch gave significantly lower ratings.



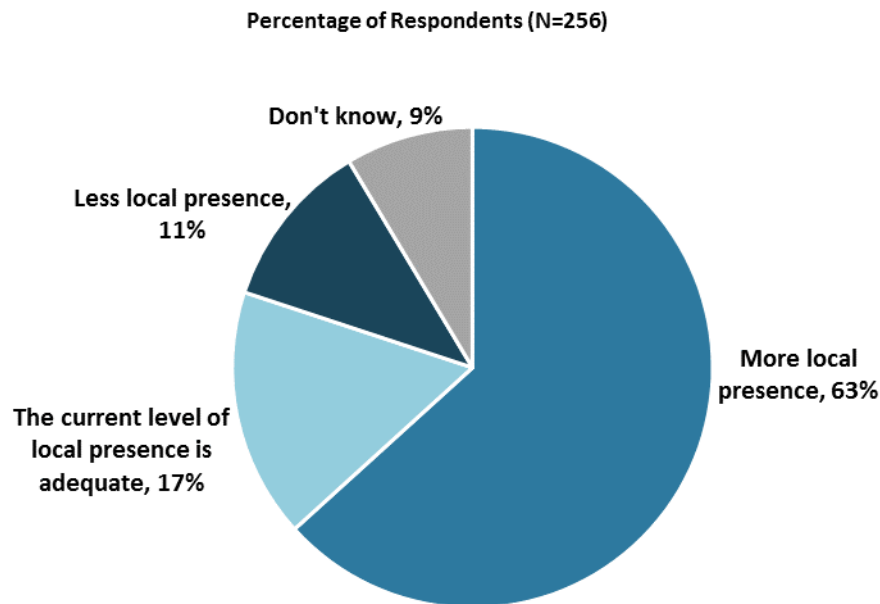
"How significant a role do you believe the World Bank Group SHOULD play in Pakistan's development in the near future?" (1-"Not a significant role at all", 10-"A very significant role")

²⁰ Please refer to Appendix F (page 225) for more details on weighting for year comparisons. The mean in the chart was calculated based on un-weighted data.



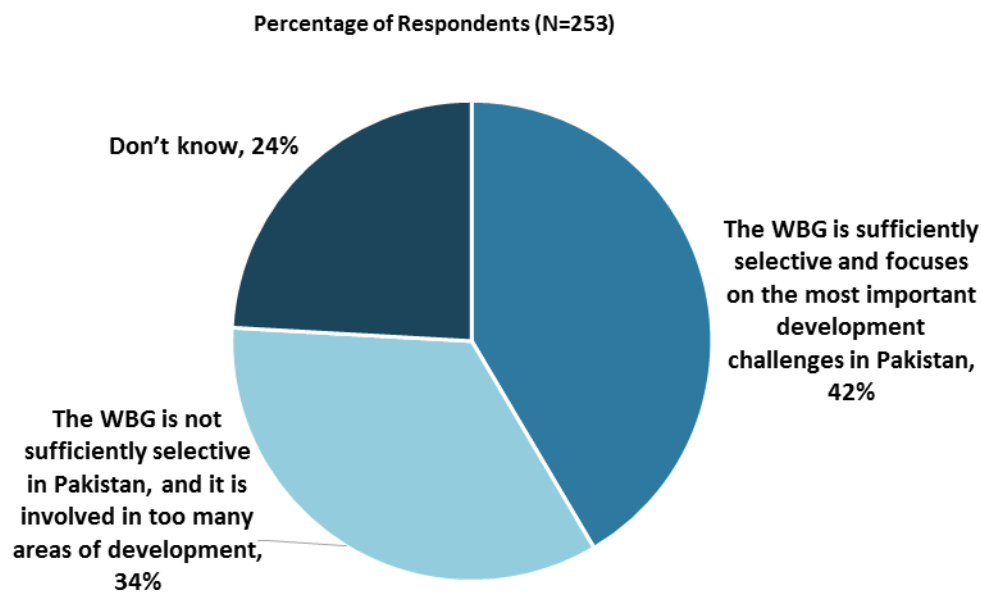
XI. The Future Role of the WBG in Pakistan (continued)

The World Bank Group's Local Presence in Pakistan



"To be a more effective development partner in Pakistan, do you believe that the World Bank Group should have...? (Select only ONE response)" (Respondents chose from a list.)

Selectivity of the World Bank Group's Support



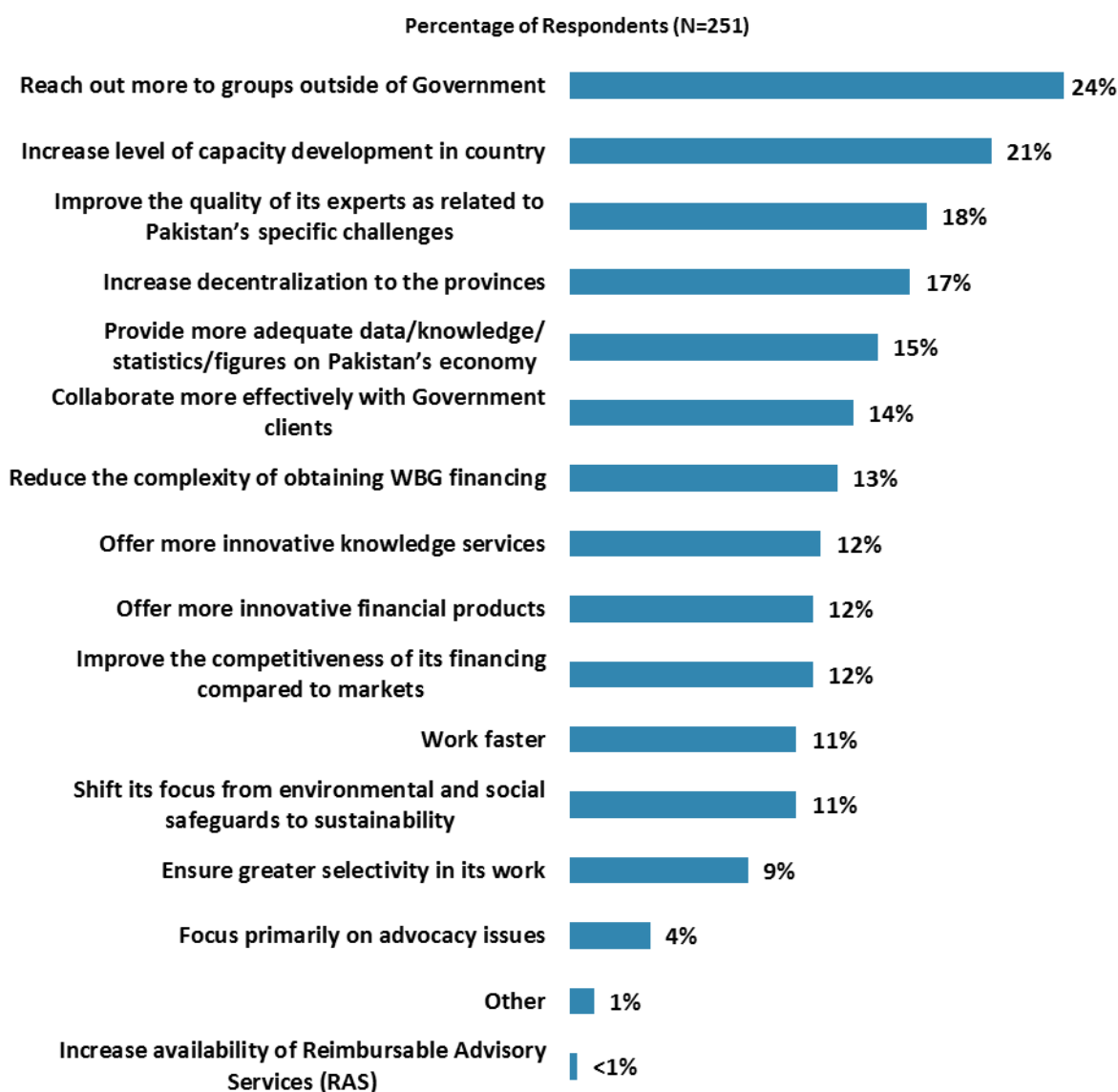
"Which of the following best describes the World Bank Group's support in Pakistan? (Select only ONE response)" (Respondents chose from a list.)



XI. The Future Role of the WBG in Pakistan (continued)

Making the World Bank Group of Greater Value

- **Year comparison:** Respondents in the FY '12 Country Survey indicated that the World Bank should improve the quality of its experts as related to Pakistan's specific challenges (percentage of respondents = 37%) and reduce the complexity of obtaining Bank financing (percentage of respondents = 37%) to make itself of greater value.
- **Collaboration:** Respondents who are not collaborating with the WBG were significantly more likely to indicate that the WBG should reach out more to groups outside of Government (percentage of respondents = 28.6%) compared to respondents who are currently collaborating (percentage of respondents = 16.5%).



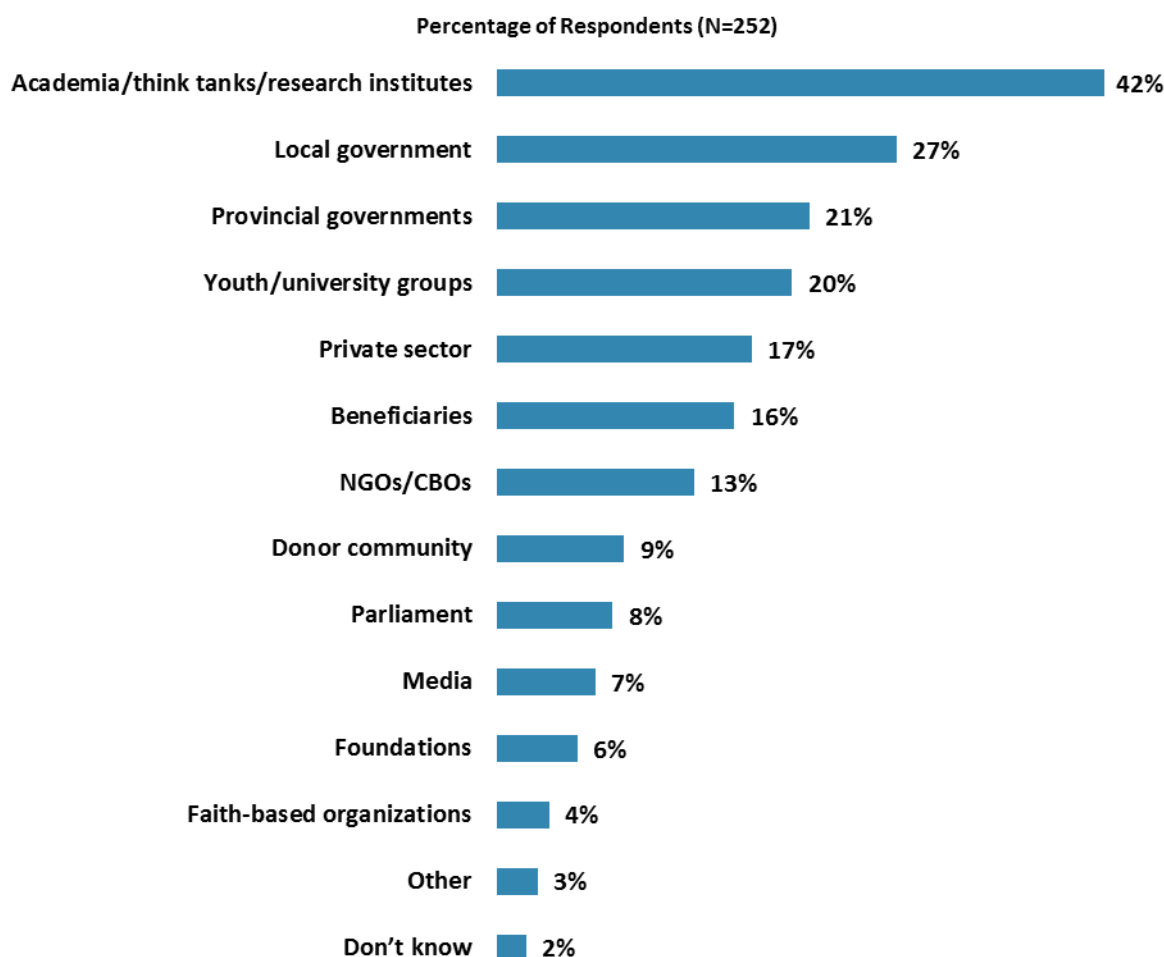
"Which of the following SHOULD the World Bank Group do to make itself of greater value in Pakistan? (Choose no more than TWO)" (Respondents chose from a list. Responses combined.)



XI. The Future Role of the WBG in Pakistan (continued)

World Bank Group Should Collaborate More with...

- **Year comparison:** Respondents in the FY '12 Country Survey indicated that the World Bank should collaborate more with academia (percentage of respondents = 39%), private sector (percentage of respondents = 33%), and local government (percentage of respondents = 32%) to ensure better development results.
- **Collaboration:** Respondents who are currently collaborating with the WBG were significantly more likely to indicate that the WBG should collaborate more with Provincial governments (percentage of respondents = 35.8%) compared to respondents who are not collaborating with the WBG (percentage of respondents = 13.7%).



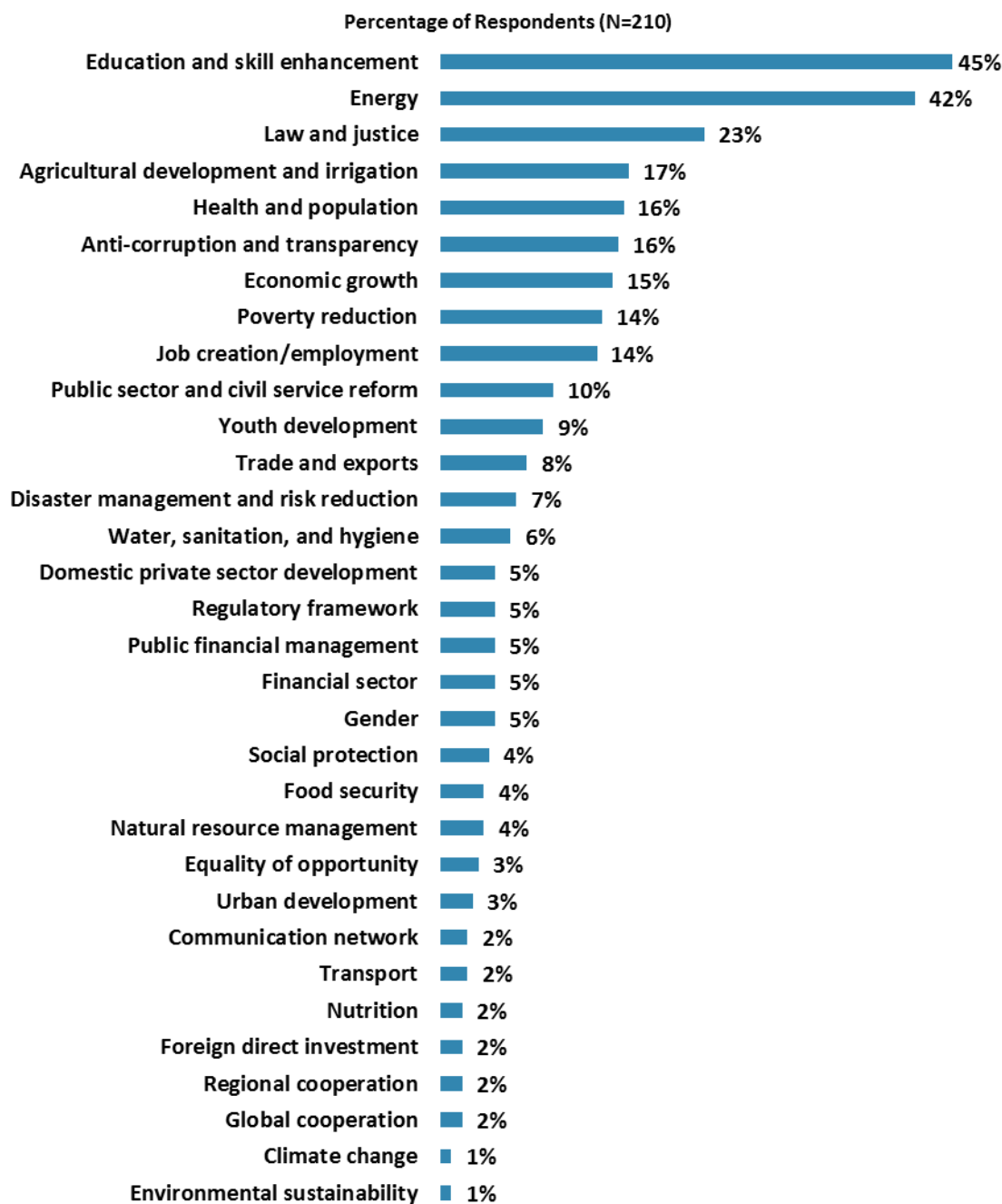
"In addition to the regular relations with the national government, which TWO of the following groups should the World Bank Group collaborate with more in your country? (Choose no more than TWO)"
(Respondents chose from a list. Responses combined.)



XI. The Future Role of the WBG in Pakistan (continued)

Where the World Bank Group Should Focus its Resources

- **Year comparison:** Respondents from the FY '12 Country Survey indicated that the World Bank should focus its resources on education (percentage of respondents = 58%) and energy (percentage of respondents = 43%), followed by poverty reduction (percentage of respondents = 22%).



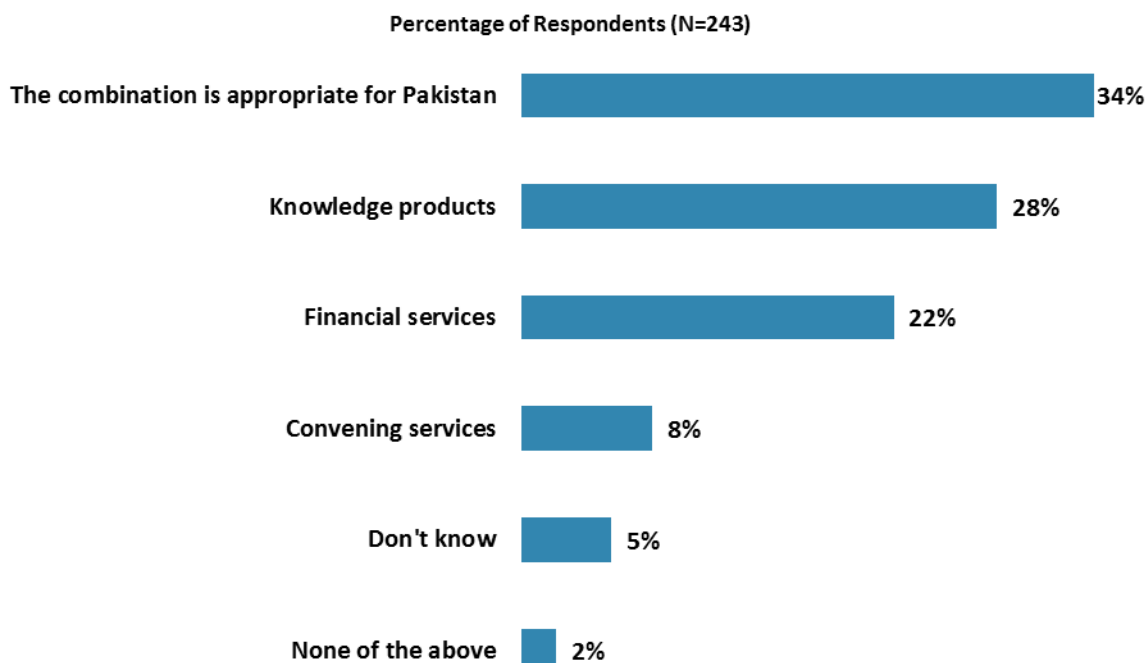
“When thinking about how the World Bank Group can have the most impact on development results in Pakistan, in which sectoral areas do you believe the World Bank Group should focus most of its resources (financial and knowledge services) in Pakistan? (Choose no more than THREE)”
(Respondents chose from a list. Responses combined.)



XI. The Future Role of the WBG in Pakistan (continued)

Future Combination of WBG services

- **Stakeholders:** Respondents from local government were significantly more likely to indicate that the WBG should offer more convening services in Pakistan compared to respondents from other stakeholder groups.
- **Collaboration:** Respondents who are currently collaborating with the WBG were significantly more likely to indicate that the combination of services is appropriate for Pakistan (percentage of respondents = 42.2%) compared to respondents who are not collaborating with the WBG (percentage of respondents = 29.7%).



"When considering the combination of services that the World Bank Group offers in Pakistan, and taking into account its limited level of resources, which ONE of the following do you believe the World Bank Group should offer more of in Pakistan? (Select only ONE response)"
(Respondents chose from a list.)

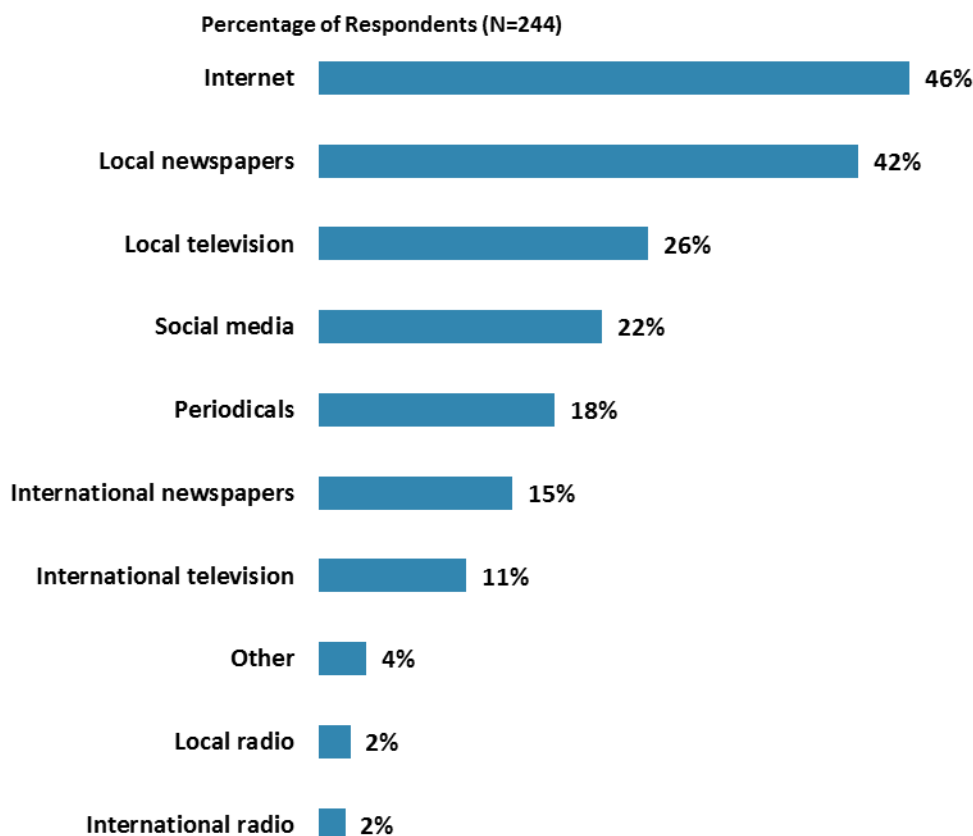


XII. Communication and Outreach

When considering the World Bank Group's future outreach with key constituencies, please see Appendix B (page 107) for all responses by stakeholder groups.

Information Sources

- **Year comparison:** Respondents in the FY '12 Country Survey indicated that they got most of their information about economic and social development issues in Pakistan from local newspapers (percentage of respondents = 70%), followed by the Internet (percentage of respondents = 38%) and local television (percentage of respondents = 37%).
- **Stakeholders:** Respondents from local government were significantly more likely to indicate that they got information about economic and social development issues from local radio compared to respondents from other stakeholder groups.
- **Collaboration:** Respondents who are currently collaborating with the WBG were significantly more likely to indicate that they got information from periodicals (percentage of respondents = 24.4%) compared to respondents who are not collaborating (percentage of respondents = 13.6%). In contrast, respondents who are not collaborating with the WBG were significantly more likely to indicate that they got information from the Internet (percentage of respondents = 52.4%) compared to respondents who are currently collaborating (percentage of respondents = 37.8%).



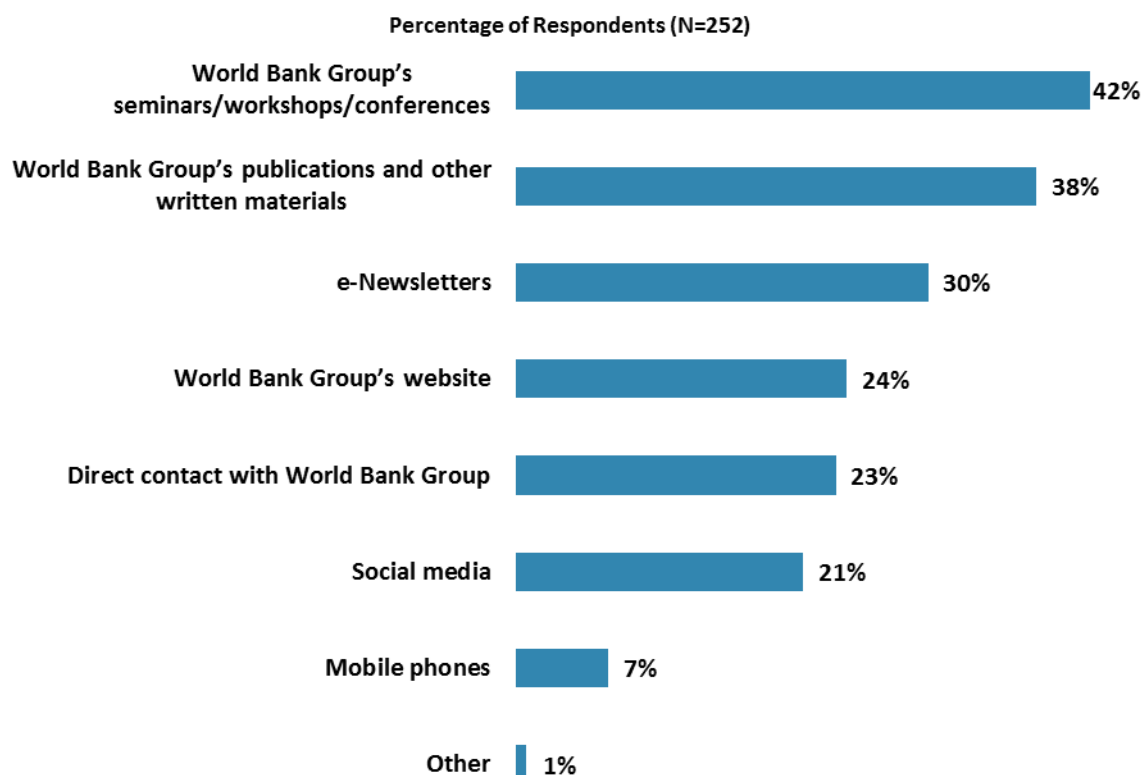
"How do you get most of your information about economic and social development issues in Pakistan? (Choose no more than TWO)" (Respondents chose from a list. Responses combined.)



XII. Communication and Outreach (continued)

Preferred Information Sources

- **Year comparison:** Respondents in the FY '12 Country Survey indicated that they preferred to get their information from the World Bank website (percentage of respondents = 46%), e-Newsletters (percentage of respondents = 32%) and World Bank publications (percentage of respondents = 31%).
- **Stakeholders:** Respondents from local government were significantly *less* likely to indicate that they preferred to get their information from direct contact with the WBG compared to respondents from other stakeholder groups. Respondents from the judiciary branch were significantly more likely to indicate that they preferred to get their information from mobile phones compared to respondents from other stakeholder groups.
- **Collaboration:** Respondents who are not collaborating with the WBG were significantly more likely to indicate that they preferred to get their information from social media (percentage of respondents = 26.0%) compared to respondents who are currently collaborating (percentage of respondents = 13.7%).



"How would you prefer to receive information from the World Bank Group?
(Choose no more than TWO)" (Respondents chose from a list. Responses combined.)



XII. Communication and Outreach (continued)

Preferred Information Sources (continued)

Percentage of Respondents (N=232)

Government agencies implementing
World Bank Group-supported projects 28%

World Bank Group country office 72%

"From whom would you prefer to receive information about World Bank Group projects in Pakistan?"
(Respondents chose from a list.)

Percentage of Respondents (N=243)

The World Bank's country website 38%

The World Bank's main website 33%

I don't use the internet for this purpose 21%

World Bank Pakistan's Facebook 9%

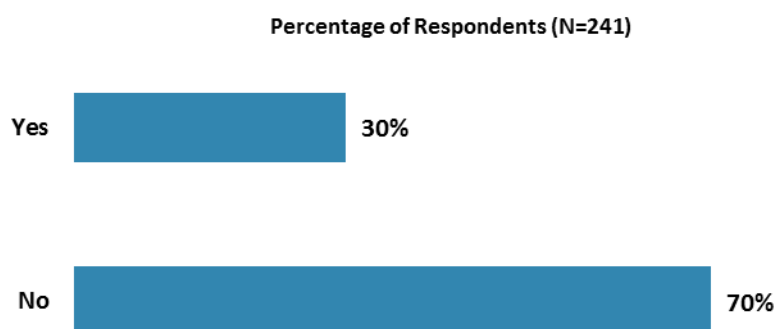
"Which do you primarily use to get information about World Bank Group on the Internet?"
(Select only ONE response)" (Respondents chose from a list.)



XII. Communication and Outreach (continued)

Access to Information

- **Year comparison:** Respondents in this year's Country Survey had statistically similar rates of awareness for the WBG's Access to Information Policy (weighted percentage of respondents aware = 29.9%) compared to respondents from the FY '12 Country Survey (weighted percentage of respondents aware = 32.9%)²¹.
- **Stakeholders:** Respondents from local government were significantly *less* likely to be aware of the WBG's Access to Information Policy compared to respondents from other stakeholder groups.
- **Collaboration:** Respondents who are currently collaborating with the WBG were significantly more likely to be aware of the WBG's Access to Information Policy (percentage of respondents aware = 46.1%) compared to respondents who are not collaborating (percentage of respondents aware = 20.7%).



"Are you aware of the World Bank Group's Access to Information Policy under which the Bank Group will now disclose any information in its possession that is not on a list of exceptions?"

²¹ Please refer to Appendix F (page 225) for more details on weighting for year comparisons. The percentages in the chart were calculated based on un-weighted data.



XII. Communication and Outreach (continued)

Access to Information (continued)

- **Year comparison:** Respondents in this year's Country Survey were significantly *less* likely to have requested information from the WBG in the past year (weighted percentage of respondents who requested = 14.6%) compared to respondents from the FY '12 Country Survey (weighted percentage of respondents who requested = 24.6%)²².
- **Stakeholders:** No respondents from local government, the media, and the judiciary had requested information from the WBG in the past year, significantly *less* than respondents from other stakeholder groups.
- **Collaboration:** Respondents who are currently collaborating with the WBG were significantly more likely to have requested information from the WBG in the past year (percentage of respondents who requested = 28.2%) compared to respondents who are not collaborating (percentage of respondents who requested = 7.1%).

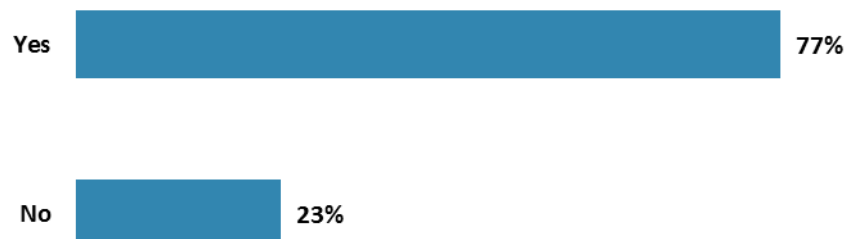
Percentage of Respondents (N=211)



"Have you requested information from the World Bank Group on its activities in the past year?"

- **Year comparison:** Respondents in this year's Country Survey were just as likely to have received their requested information from the WBG (weighted percentage of respondents who received = 75.4%) as respondents from the FY '12 Country Survey (weighted percentage of respondents who received = 82.5%)²².

Percentage of Respondents (N=31)



"Were you able to obtain this information?"

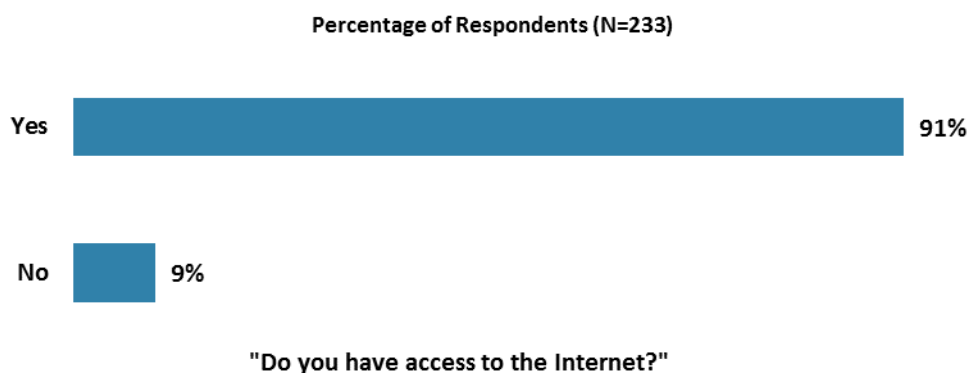
²² Please refer to Appendix F (page 225) for more details on weighting for year comparisons. The percentages in the chart were calculated based on un-weighted data.



XII. Communication and Outreach (continued)

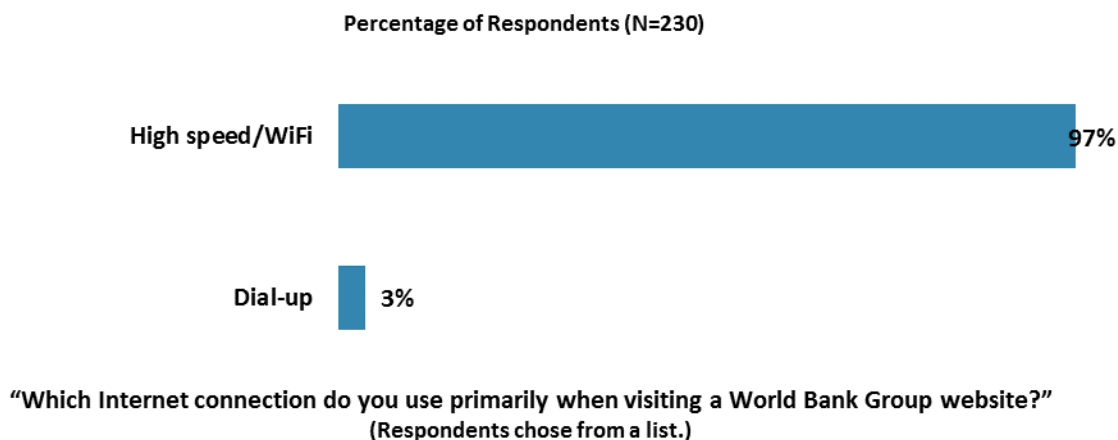
Access to the Internet

- **Year comparison:** Respondents in this year's Country Survey were significantly *less* likely to have Internet access (weighted percentage of respondents with access = 89.9%) compared to respondents from the FY '12 Country Survey (weighted percentage of respondents with access = 94.4%)²³.
- **Stakeholders:** Respondents from the judiciary branch were significantly *less* likely to have Internet access compared to respondents from other stakeholder groups.



Internet Connection

- **Collaboration:** Respondents who are not collaborating with the WBG were significantly more likely to have high speed Internet access (percentage of respondents = 99.2%) compared to respondents who are currently collaborating (percentage of respondents = 93.3%).



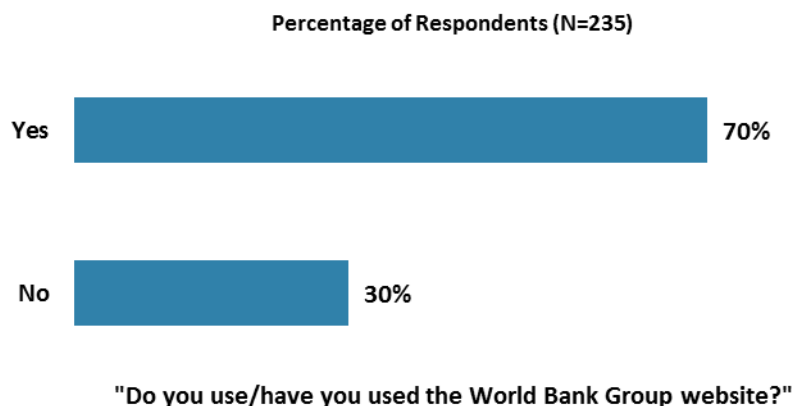
²³ Please refer to Appendix F (page 225) for more details on weighting for year comparisons. The percentages in the chart were calculated based on un-weighted data.



XII. Communication and Outreach (continued)

WBG Website Usage

- **Year comparison:** Respondents in this year's Country Survey had statistically similar rates of usage for the WBG's website (weighted percentage of respondents who used = 68.0%) compared to respondents from the FY '12 Country Survey (weighted percentage of respondents who used = 70.3%)²⁴.
- **Stakeholders:** Respondents from the private sector/financial sector/private banks, the media, the judiciary branch, and other organizations were significantly *less* likely to have used the WBG's website compared to respondents from other stakeholder groups.
- **Collaboration:** Respondents who are currently collaborating with the WBG were significantly more likely to have used the WBG's website (percentage of respondents = 84.3%) compared to respondents who are not collaborating (percentage of respondents = 61.9%).



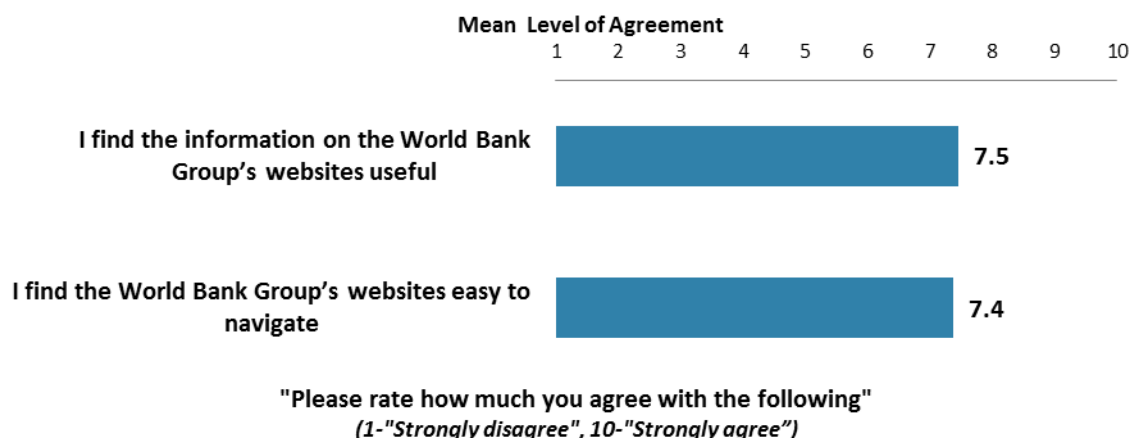
²⁴ Please refer to Appendix F (page 225) for more details on weighting for year comparisons. The percentages in the chart were calculated based on un-weighted data.



XII. Communication and Outreach (continued)

WBG Website Evaluation

- **Year comparison:** Respondents in this year's Country Survey had significantly higher levels of agreement that the WBG's websites are easy to navigate and that the information on the WBG's websites is useful (weighted mean ratings = 7.4 and 7.5, respectively) compared to respondents from the FY '12 Country Survey (weighted mean ratings = 6.3 and 6.5, respectively)²⁵.
- **Stakeholders:** Respondents from the judiciary branch had significantly *lower* levels of agreement that the information on the WBG's websites is useful and that the WBG's websites are easy to navigate compared to respondents from other stakeholder groups.
- **Collaboration:** Respondents who are currently collaborating with the WBG had significantly higher levels of agreement that the WBG's websites are easy to navigate (mean rating = 7.7) compared to respondents who are not collaborating (mean rating = 7.1).



²⁵ Please refer to Appendix F (page 225) for more details on weighting for year comparisons. The means in the chart were calculated based on un-weighted data.



XII. Communication and Outreach (continued)

WBG Social Media and Evaluation

Percentage of Respondents (N=229)



"Do you currently consult the World Bank Group social media sites (e.g., blogs, Facebook)?" (Respondents chose from a list.)

Mean Level of Agreement

1 2 3 4 5 6 7 8 9 10

The World Bank Group's social media channels are valuable sources of information about the institution



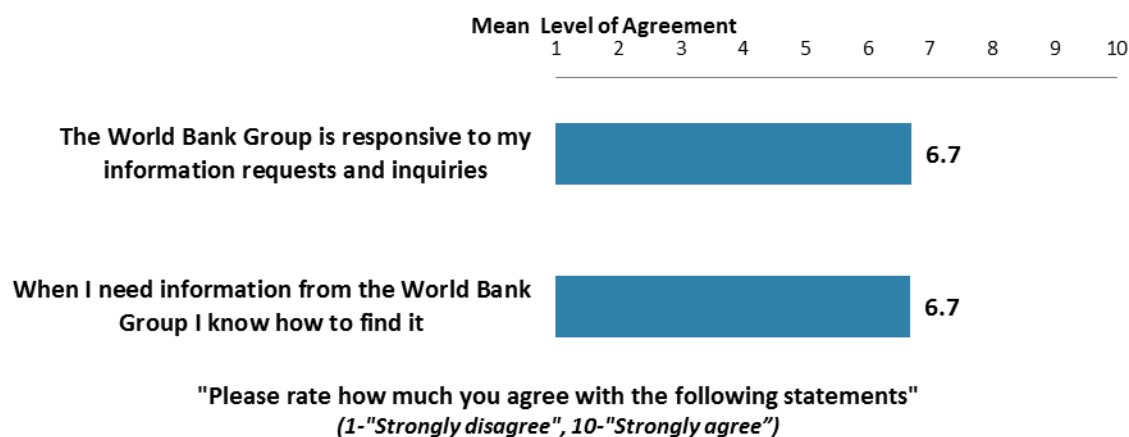
"Please rate how much you agree with the following statements" (1-"Strongly disagree", 10-"Strongly agree")



XII. Communication and Outreach (continued)

Information Sharing

- **Year comparison:** Respondents in this year's Country Survey had significantly higher levels of agreement that the WBG is responsive to their information requests and that when they need information from the WBG they know how to find it (weighted mean ratings = 6.7 and 6.8, respectively) compared to respondents from the FY '12 Country Survey (weighted mean ratings = 5.7 and 5.8, respectively)²⁶.
- **Collaboration:** Respondents who are currently collaborating with the WBG had significantly higher levels of agreement that the WBG is responsive to their information requests and that when they need information from the WBG they know how to find it (mean ratings = 7.4 and 7.3, respectively) compared to respondents who are not collaborating (mean rating = 6.1 and 6.2, respectively).



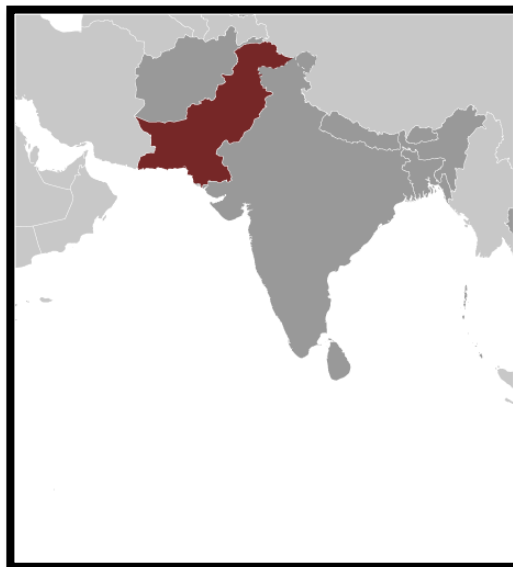
²⁶ Please refer to Appendix F (page 225) for more details on weighting for year comparisons. The means in the chart were calculated based on un-weighted data.



XIII. Appendices

A. Responses to All Questions across All Respondents.....	80
B. Responses to All Questions by Stakeholder Groups.....	104
C. Responses to All Questions by Geographic Locations	140
D. Responses to All Questions by Collaboration with the WBG.....	167
E. Responses to All Questions by Gender	195
F. Responses to All Questions by Year	222
G. Indicator Questions as a Function of Exposure to the WBG.....	228
H. Indicator Questions by Stakeholder Groups	229
I. WBG COS FY15 – Pakistan Questionnaire	230

Pakistan





Appendix A: Responses to All Questions across All Respondents (N=262)

All rating scale questions are presented with the total number of respondents that provided a rating (N), the number of respondents who indicated that they "Don't know" (DK), the mean rating across all respondents (Mean), and the standard deviation of this mean (SD). Indicator questions are noted with an asterisk (*).

A. General Issues Facing Pakistan

1. In general would you say that Pakistan is headed in ... ?	Percentage of Respondents (N=219)
The right direction	54.3%
The wrong direction	30.6%
Not sure	15.1%

2. Given the development issues facing Pakistan and the current level of effort to address them (by government and non-government donors), would you say that Pakistan is headed in...?	Percentage of Respondents (N=221)
The right direction	49.3%
The wrong direction	28.5%
Not sure	22.2%

**A. General Issues Facing Pakistan (continued)**

3. When considering development priorities in Pakistan in the next 3-5 years, please note which development area below should be considered the MOST important, SECOND MOST important, and the THIRD MOST important development priority in the country? (Percentage of Respondents)	First Priority (N=115)	Second Priority (N=113)	Third Priority (N=118)	Combined
Education and skill enhancement	30.4%	9.7%	16.1%	56.3%
Energy	15.7%	15.0%	19.5%	50.2%
Law and justice	13.9%	8.8%	11.9%	34.6%
Economic growth	5.2%	8.8%	5.1%	19.2%
Health and population	5.2%	10.6%	2.5%	18.4%
Anti-corruption and transparency	3.5%	11.5%	1.7%	16.7%
Poverty reduction	6.1%	4.4%	5.1%	15.6%
Public sector and civil service reform	2.6%	3.5%	3.4%	9.5%
Job creation/employment	1.7%	5.3%	1.7%	8.7%
Agricultural development and irrigation	1.7%	1.8%	5.1%	8.6%
Water, sanitation, and hygiene	3.5%	0.9%	1.7%	6.1%
Youth development	0.0%	3.5%	1.7%	5.2%
Gender	0.0%	2.7%	2.5%	5.2%
Public financial management	1.7%	1.8%	0.8%	4.4%
Urban development	0.9%	0.9%	2.5%	4.3%
Financial sector	1.7%	0.9%	0.8%	3.5%
Disaster management and risk reduction	0.9%	0.0%	2.5%	3.4%
Equality of opportunity	0.0%	0.0%	3.4%	3.4%
Social protection	0.0%	1.8%	0.8%	2.6%
Transport	0.0%	1.8%	0.8%	2.6%
Nutrition	0.9%	0.9%	0.8%	2.6%
Regional cooperation	0.9%	0.9%	0.8%	2.6%
Regulatory framework	0.0%	0.9%	1.7%	2.6%
Trade and exports	0.0%	0.9%	1.7%	2.6%
Food security	0.0%	0.9%	1.7%	2.6%
Natural resource management	1.7%	0.0%	0.0%	1.7%
Others	1.7%	0.0%	0.0%	1.7%
Climate change	0.0%	0.9%	0.8%	1.7%
Foreign direct investment	0.9%	0.0%	0.8%	1.7%
Communication network	0.0%	0.9%	0.0%	0.9%
Environmental sustainability	0.0%	0.9%	0.0%	0.9%
Domestic private sector development	0.0%	0.0%	0.8%	0.8%
Global cooperation	0.0%	0.0%	0.8%	0.8%

**A. General Issues Facing Pakistan (continued)**

4a. Poverty reduction is a broad term that encompasses work in many different areas. Which THREE areas of development listed below do you believe would contribute most to reducing poverty in Pakistan? (Choose no more than THREE)	Percentage of Respondents (Responses Combined; N=149)
Education and skill enhancement	54.4%
Job creation/employment	39.6%
Agricultural development and irrigation	26.8%
Law and justice	23.5%
Energy	20.1%
Social protection	13.4%
Health and population	11.4%
Anti-corruption and transparency	11.4%
Equality of opportunity	11.4%
Youth development	10.1%
Food security	8.7%
Domestic private sector development	5.4%
Regulatory framework	4.7%
Public financial management	4.7%
Public sector and civil service reform	4.7%
Financial sector	4.7%
Transport	4.7%
Disaster management and risk reduction	3.4%
Global cooperation	3.4%
Trade and exports	3.4%
Foreign direct investment	2.7%
Gender	2.7%
Natural resource management	2.7%
Water, sanitation, and hygiene	1.3%
Nutrition	0.7%
Communication network	0.7%
Urban development	0.7%
Regional cooperation	0.7%
Environmental sustainability	0.7%
Climate change	0.7%
Others	0.0%

**A. General Issues Facing Pakistan (continued)**

4b. Economic growth can be driven by a number of factors. Which THREE areas of development listed below do you believe would contribute most to economic growth in Pakistan? (Choose no more than THREE)	Percentage of Respondents (Responses Combined; N=150)
Energy	50.0%
Education and skill enhancement	29.3%
Anti-corruption and transparency	26.7%
Agricultural development and irrigation	22.7%
Trade and exports	17.3%
Law and justice	16.7%
Foreign direct investment	12.0%
Domestic private sector development	10.7%
Job creation/employment	9.3%
Health and population	8.0%
Youth development	7.3%
Public financial management	6.7%
Financial sector	6.7%
Transport	6.7%
Regulatory framework	5.3%
Urban development	5.3%
Global cooperation	5.3%
Equality of opportunity	5.3%
Natural resource management	5.3%
Regional cooperation	4.7%
Social protection	3.3%
Environmental sustainability	2.7%
Nutrition	2.0%
Public sector and civil service reform	2.0%
Communication network	2.0%
Gender	2.0%
Water, sanitation, and hygiene	1.3%
Climate change	1.3%
Disaster management and risk reduction	0.7%
Food security	0.7%
Others	0.0%

**A. General Issues Facing Pakistan (continued)**

5. When thinking about the idea of “shared prosperity” in your country, which of the following TWO best illustrate how this would be achieved in Pakistan? (Choose no more than TWO)	Percentage of Respondents (Responses Combined; N=254)
Education and training that better ensure job opportunities	42.9%
Consistent economic growth	25.2%
Better entrepreneurial opportunities	22.8%
Better employment opportunities for young people	18.5%
A growing middle class	17.7%
Better opportunity for the poor who live in rural areas	15.0%
Greater access to micro-finance for the poor	10.6%
Greater access to health and nutrition for citizens	9.1%
More reliable social safety net	8.7%
Better quality public services	7.9%
Better employment opportunities for women	7.5%
Greater voice and participation for citizens to help ensure greater accountability	5.5%
Greater equity of fiscal policy	4.3%
Better opportunity for the poor who live in urban areas	2.0%
Other	2.0%

When taking into consideration all the challenges Pakistan faces, how relevant do you believe the following priorities are for Pakistan? (1-Not relevant at all, 10-Very relevant)	N	DK	Mean	SD
6. Climate change	247	4	6.22	2.60
7. Gender	243	5	6.51	2.47
8. Trade	244	6	8.57	1.85
9. Food and nutrition security	254	2	8.50	1.88

10. Do you think the gap between the rich and the poor is a very big problem, a moderately big problem, a small problem or not a problem at all in Pakistan? (Select only ONE response)	Percentage of Respondents (N=261)
A very big problem	63.2%
A moderately big problem	32.6%
A small problem	2.7%
Not a problem at all	1.1%
Don't know	.4%

11. In your view, is global climate change a very serious problem, somewhat serious, not too serious, or not a problem? (Select only ONE response)	Percentage of Respondents (N=260)
A very serious problem	31.2%
A somewhat serious problem	52.3%
Not too serious problem	11.9%
Not a problem	3.1%
Don't know	1.5%

**B. Overall Attitudes toward the World Bank Group**

Familiarity	N	DK	Mean	SD
1. How familiar are you with the work of the World Bank Group in Pakistan? (1-Not familiar at all, 10-Extremely familiar)	258	0	6.36	2.45

Effectiveness*	N	DK	Mean	SD
2. Overall, please rate your impression of the World Bank Group's effectiveness in Pakistan? (1-Not effective at all, 10-Very effective)	245	14	5.85	2.14

Staff Preparedness	N	DK	Mean	SD
3. To what extent do you believe the World Bank Group's staff is well prepared to help Pakistan solve its most complicated development challenges? (1-To no degree at all, 10-To a very significant degree)	225	33	6.03	2.32

4. When thinking about how the World Bank Group can have the most impact on development results in Pakistan, in which sectoral areas do you believe the World Bank Group should focus most of its resources (financial and knowledge services) in Pakistan? (Choose no more than THREE)	Percentage of Respondents (Responses Combined; N=210)
Education and skill enhancement	45.2%
Energy	41.9%
Law and justice	23.3%
Agricultural development and irrigation	16.7%
Health and population	16.2%
Anti-corruption and transparency	15.7%
Economic growth	15.2%
Poverty reduction	14.3%
Job creation/employment	13.8%
Public sector and civil service reform	10.0%
Youth development	9.0%
Trade and exports	7.6%
Disaster management and risk reduction	6.7%
Water, sanitation, and hygiene	6.2%
Domestic private sector development	4.8%
Regulatory framework	4.8%
Public financial management	4.8%
Financial sector	4.8%
Gender	4.8%
Social protection	4.3%
Food security	3.8%
Natural resource management	3.8%
Equality of opportunity	3.3%
Urban development	2.9%
Communication network	2.4%
Transport	2.4%
Nutrition	1.9%
Foreign direct investment	1.9%
Regional cooperation	1.9%
Global cooperation	1.9%
Climate change	1.0%
Environmental sustainability	1.0%
Others	0.5%

**B. Overall Attitudes toward the World Bank Group (continued)**

5. When thinking about the World Bank Group's role, which activity do you believe is of greatest VALUE and which activity is of second greatest value in Pakistan?	Percentage of Respondents		
	Greatest Value (N=216)	2 nd Greatest Value (N=213)	Combined
Capacity development	13.9%	21.1%	35.0%
Financial resources	23.1%	9.4%	32.5%
Bringing discipline and effective supervision in the implementation of investment projects	15.3%	16.4%	31.7%
Technical assistance	12.5%	12.2%	24.7%
Policy advice, studies, analyses	10.2%	10.8%	21.0%
Introducing innovations through projects or analytical work	8.8%	6.6%	15.4%
Donor coordination	5.1%	8.5%	13.5%
Mobilizing third party financial resources	1.9%	8.5%	10.3%
Data	7.4%	2.8%	10.2%
Linkage to non-Bank expertise	1.4%	2.3%	3.7%
Other	0.5%	1.4%	1.9%

How EFFECTIVE do you believe the World Bank Group is in terms of the capacity building work it does in each of the following areas in Pakistan? (1-Not effective at all, 10-Very effective)	Effectiveness			
	N	DK	Mean	SD
6. Project implementation (or other organizational strengthening)	195	59	6.29	2.06
7. Citizen engagement (incorporating citizens' voices into development)	176	79	5.15	2.37
8. Policy design (for clarity and better incentives to achieve development goals)	180	76	6.27	2.36

When thinking about how to improve capacity building in Pakistan to help ensure better development results, looking forward, how IMPORTANT is it for the World Bank Group to be involved in the following aspects of capacity building? (1-Not important at all, 10-Very important)	Importance			
	N	DK	Mean	SD
9. Project implementation (or other organizational strengthening)	217	37	7.58	2.33
10. Citizen engagement (incorporating citizens' voices into development)	209	43	7.25	2.41
11. Policy design (for clarity and better incentives to achieve development goals)	212	41	7.73	2.29

**B. Overall Attitudes toward the World Bank Group (continued)**

12. Which of the following do you identify as the World Bank Group's greatest WEAKNESSES in its work in Pakistan? (Choose no more than TWO)	Percentage of Respondents (Responses Combined; N=249)
Too influenced by developed countries	18.1%
Not adequately sensitive to political/social realities in Pakistan	16.9%
Its advice and strategies do not lend themselves to practical problem solving	14.9%
Not aligned with country priorities	14.1%
Not enough public disclosure of its work	13.3%
Imposing technocratic solutions without regard to political realities	11.2%
World Bank Group's processes too slow	11.2%
World Bank Group's processes too complex	9.2%
Not willing to honestly criticize policies and reform efforts in the country	9.2%
Not collaborating enough with stakeholders outside the Government	9.2%
Don't know	8.8%
Staff too inaccessible	8.4%
Too narrowly focused on its environmental and social safeguard policies	7.2%
Arrogant in its approach	6.8%
Not enough decentralization to the provinces	6.4%
Not client focused	4.8%
Being too risk averse	4.8%
Not exploring alternative policy options	4.4%
The credibility of its knowledge/data	3.6%
Not being able to mobilize relevant knowledge from other countries	3.2%
Not aligned with other donors' work	2.0%
Not being able to work across sectors	1.6%
Other	0.8%

13. Which World Bank Group's instruments do you believe are the MOST effective in reducing poverty in Pakistan? (Choose no more than TWO) Percentage of Respondents (Responses Combined)	MOST Effective (N=229)	LEAST Effective (N=229)
Technical assistance	27.5%	10.0%
Investment lending	26.6%	15.3%
Capacity development	24.0%	15.7%
Multi-sectoral approaches	23.1%	13.5%
Results-based lending	18.3%	24.0%
Knowledge products/services	14.0%	17.9%
Policy based lending / budget support to the Government	11.8%	20.5%
Don't know	7.9%	14.8%
Trust Fund management	7.4%	20.1%
Other	0.4%	0.9%

14. To what extent do you believe that the World Bank Group's work and support help the poorest in Pakistan? (Select only ONE response)	Percentage of Respondents (N=254)
To a fully sufficient degree	4.7%
To a somewhat sufficient degree	28.7%
To a somewhat insufficient degree	29.9%
To a very insufficient degree	26.0%
Don't know	10.6%

**B. Overall Attitudes toward the World Bank Group (continued)**

15. In addition to the regular relations with the national government, which TWO of the following groups should the World Bank Group collaborate with more in your country? (Choose no more than TWO)	Percentage of Respondents (Responses Combined; N=252)
Academia/think tanks/research institutes	41.7%
Local government	27.4%
Provincial governments	21.4%
Youth/university groups	20.2%
Private sector	17.5%
Beneficiaries	16.3%
NGOs/Community-based organizations (CBOs)	13.5%
Donor community	8.7%
Parliament	7.9%
Media	6.7%
Foundations	5.6%
Faith-based organizations	3.6%
Other	2.8%
Don't know	2.0%

To what extent do you agree with the following statements about the World Bank Group's work in Pakistan? (1-Strongly disagree, 10-Strongly agree)	Level of Agreement			
	N	DK	Mean	SD
16. Overall the World Bank Group currently plays a relevant role in development in Pakistan*	238	19	6.00	2.19
17. The World Bank Group's work is aligned with what I consider the development priorities for Pakistan*	238	19	5.61	2.15
18. The World Bank Group supports programs and strategies that are realistic for Pakistan	235	18	5.61	2.23
19. The World Bank Group treats clients and stakeholders in Pakistan with respect	216	36	6.63	2.32
20. To maximize the impact of its limited resources, the World Bank Group strategically supports programs where it has the most expertise and/or comparative advantage.	218	36	6.61	2.12

**B. Overall Attitudes toward the World Bank Group (continued)**

To what extent is the World Bank Group an effective development partner in Pakistan, in terms of each of the following? (1-To no degree at all, 10-To a very significant degree)	Level of Agreement			
	N	DK	Mean	SD
21. Responsiveness*	220	30	6.03	2.15
22. Flexibility (in terms of the institution's products and services)*	214	32	5.55	1.91
23. Flexibility (in terms of changing country circumstances)*	213	35	5.38	1.93
24. Being inclusive*	213	32	5.76	2.16
25. Openness (sharing data and other information)*	221	24	5.73	2.29
26. Staff accessibility*	221	26	5.71	2.40
27. Straightforwardness and honesty*	221	25	6.20	2.36
28. Ease of access to the people at the World Bank Group who are making decisions important to my work*	212	33	5.56	2.40
29. Collaboration with civil society*	206	42	5.67	2.25
30. Collaboration with the Government*	226	27	7.14	2.07
31. Collaboration with donors and development partners*	203	39	6.68	1.99
32. Collaboration with the private sector*	205	44	5.65	2.10
33. The speed in which it gets things accomplished on the ground*	207	41	5.64	2.21
34. Being a long-term partner*	214	33	6.89	2.26

35. To be a more effective development partner in Pakistan, do you believe that the World Bank Group should have...? (Select only ONE response)	Percentage of Respondents (N=256)
More local presence	63.3%
The current level of local presence is adequate	16.8%
Less local presence	11.3%
Don't know	8.6%

36. When World Bank Group assisted reform efforts fail or are slow to take place, which of the following would you attribute to? (Choose no more than TWO)	Percentage of Respondents (Responses Combined; N=251)
The World Bank Group is not sensitive enough to political/social realities on the ground	33.9%
Lack of/inadequate levels of capacity in Government	28.7%
The Government works inefficiently	23.9%
Reforms are not well thought out in light of country challenges	22.7%
Political pressures and obstacles	20.3%
There is not an adequate level of citizen/civil society participation	17.5%
Strict compliance requirements with the World Bank Group's environment and social safeguard policies	13.5%
The World Bank Group does not do adequate follow through/follow-up	12.0%
The World Bank Group works too slowly	8.8%
Poor donor coordination	3.2%
Other	2.0%

**C. World Bank Group's Sectoral Effectiveness and Results**

1. In your opinion, how IMPORTANT is it for the World Bank Group to be involved in the following areas of development in Pakistan? (1-Not important at all, 10-Very important)	Importance			
	N	DK	Mean	SD
1. Education and skill enhancement	234	3	8.70	1.83
2. Youth development	218	4	7.71	2.10
3. Health and population	213	4	8.15	1.95
4. Law and justice	216	4	7.61	2.41
5. Social protection	215	3	7.01	2.11
6. Poverty reduction	226	4	8.17	1.93
7. Disaster management and risk reduction	214	4	7.24	2.08
8. Water, sanitation, and hygiene	219	3	7.78	1.96
9. Nutrition	215	2	7.20	2.20
10. Public sector and civil service reform	215	6	7.32	2.28
11. Domestic private sector development	210	8	7.19	2.04
12. Economic growth	222	4	8.05	1.96
13. Public financial management	217	2	7.61	1.94
14. Job creation/employment	222	2	7.84	2.12
15. Regulatory framework	209	6	7.15	2.14
16. Financial sector	216	3	7.50	1.94
17. Anti-corruption and transparency	216	7	8.07	2.09
18. Transport	218	4	7.34	2.13
19. Communication network	212	6	6.89	2.23
20. Energy	240	2	8.92	1.65
21. Urban development	215	6	7.14	2.14
22. Regional cooperation	221	8	7.56	2.24
23. Foreign direct investment	219	6	7.85	1.99
24. Trade and exports	221	5	8.09	1.98
25. Global cooperation	211	6	7.54	2.02
26. Agricultural development and irrigation	244	0	8.34	1.89
27. Food security	219	3	7.85	1.93
28. Gender	218	9	6.83	2.44
29. Equality of opportunity	235	4	7.66	2.29
30. Environmental sustainability	223	7	7.16	2.14
31. Natural resource management	228	5	7.87	2.12
32. Climate change	222	6	7.04	2.21
33. Others	19	9	8.26	2.56

**C. World Bank Group's Sectoral Effectiveness and Results (continued)**

2. How EFFECTIVE do you believe the World Bank Group is in terms of the work it does in the following areas of development in Pakistan? (1-Not effective at all, 10-Very effective)	Effectiveness			
	N	DK	Mean	SD
1. Water, sanitation, and hygiene	160	66	5.83	2.38
2. Nutrition	159	66	5.71	2.18
3. Health and population	170	50	6.05	2.24
4. Law and justice	150	67	5.03	2.55
5. Social protection	166	55	5.86	2.32
6. Poverty reduction	193	34	6.10	2.41
7. Disaster management and risk reduction	175	48	5.92	2.34
8. Education and skill enhancement	182	41	6.25	2.34
9. Youth development	161	61	5.46	2.25
10. Public sector and civil service reform	173	56	5.44	2.25
11. Domestic private sector development	151	72	5.33	2.25
12. Anti-corruption and transparency	163	59	5.13	2.60
13. Public financial management	172	48	5.71	2.26
14. Job creation/employment	166	57	5.40	2.46
15. Regulatory framework	160	61	5.66	2.23
16. Financial sector	168	54	5.76	2.27
17. Economic growth	178	47	6.11	2.24
18. Transport	173	61	5.54	2.27
19. Communication network	149	72	5.23	2.07
20. Energy	183	49	6.12	2.37
21. Urban development	149	72	5.43	2.28
22. Trade and exports	147	84	5.51	2.34
23. Foreign direct investment	153	71	5.50	2.34
24. Regional cooperation	157	68	5.78	2.33
25. Global cooperation	154	67	5.79	2.33
26. Agricultural development and irrigation	172	62	6.02	2.33
27. Food security	158	68	5.40	2.34
28. Gender	173	64	5.75	2.12
29. Equality of opportunity	168	63	5.68	2.43
30. Environmental sustainability	168	68	5.65	2.22
31. Natural resource management	150	75	5.68	2.33
32. Climate change	159	69	5.41	2.24
33. Others	16	15	3.94	1.95

**C. World Bank Group's Sectoral Effectiveness and Results (continued)**

To what extent do you agree/disagree with the following statements about the cash transfer and social protection programs in Pakistan? (1-Strongly disagree, 10-Strongly agree)	Level of Agreement			
	N	DK	Mean	SD
3. The introduction of technology based systems in social safety net operations has increased transparency, accountability, and overall impact.	214	35	6.97	2.42
4. Inclusion of education for primary school age children in cash transfer program is a good way to invest in human capital.	218	32	7.22	2.36
5. The National Safety Net platform managed by an independent board of directors helps strengthen the World Bank Group's social protection programs in Pakistan.	193	55	7.08	2.21

6. Where are the World Bank Group's decisions made primarily that support the program in Pakistan? (Select only ONE response)	Percentage of Respondents (N=244)
At the Headquarters (in Washington D.C.)	47.1%
In the country	27.9%
Don't know	25.0%

Achieving Development Results*	N	DK	Mean	SD
7. To what extent does the World Bank Group's work help to achieve development results in Pakistan? (1-To no degree at all, 10-To a very significant degree)	231	21	6.02	1.95

To what extent do you agree with the following statements about the World Bank Group in Pakistan? (1-Strongly disagree, 10-Strongly agree)	N	DK	Mean	SD
8. The World Bank Group's financial instruments (i.e., investment lending, Development Policy Loan, Trust Funds, Program 4 Result, etc.) meet the needs of Pakistan*	219	33	5.20	2.20
9. The World Bank Group meets Pakistan's needs for knowledge services (e.g., research, analysis, data, technical assistance)*	219	31	5.56	2.18

Mobilizing Support and Resources	N	DK	Mean	SD
7. Overall, how effective is the World Bank Group at using its convening power to mobilize outside or additional support and resources for development in Pakistan? (1-Not effective at all, 10-Very effective)	205	48	5.89	2.05

Measuring and Correcting Work	N	DK	Mean	SD
8. To what extent do you believe the World Bank Group measures and corrects its work in real time in Pakistan? (1-To no degree at all, 10-To a very significant degree)	209	44	5.82	2.03

**D. The IFC and World Bank**

1. Are you aware of the IFC (International Finance Corporation), the private sector arm of the World Bank Group?	Percentage of Respondents (N=249)
Yes	41.8%
No	58.2%

2. Has your organization availed any services from the IFC?	Percentage of Respondents (N=102)
Yes	23.5%
No	76.5%

3. Please indicate the type of services your organization availed from the IFC in the past five years. (Please choose all that apply)	Percentage of Respondents (Responses combined; N=24)
Advisory services	45.8%
Loan	25.0%
Don't know	16.7%
Guarantee	12.5%
Others	12.5%
Equity	8.3%

4. Do your projects involve both the World Bank and the IFC?	Percentage of Respondents (N=98)
Yes	19.4%
No	80.6%

5. If yes, what was your view of how the two institutions work together in Pakistan? (Select only ONE response)	Percentage of Respondents (N=21)
The two institutions work well together	19.0%
The way the two institutions work together needs improvement	52.4%
The two institutions do not work well together	9.5%
Don't know	19.0%

6. How would you describe the overall impact of IFC advisory/investment services on your organization? (Select only ONE response)	Percentage of Respondents (N=91)
Very positive impact	7.7%
Somewhat positive impact	29.7%
Somewhat negative impact	4.4%
Very negative impact	4.4%
No impact at all	18.7%
Don't know	35.2%

7. How would you describe the role of IFC advisory/investment services in private sector development in Pakistan? (Select only ONE response)	Percentage of Respondents (N=141)
A very positive role	13.8%
A somewhat positive role	44.7%
A somewhat negative role	4.3%
A very negative role	3.2%
IFC's advisory/investment services don't play a role in private sector development in the country	6.4%
Don't know	27.7%

**E. The World Bank Group's Knowledge Work and Activities**

1. How frequently do you consult World Bank Group's knowledge work and activities in the work you do?	Percentage of Respondents (N=256)
Weekly	6.6%
Monthly	16.4%
A few times a year	37.1%
Rarely	22.7%
Never	17.2%

How effective do you believe the World Bank Group has been in Pakistan in using its knowledge work and activities: (1-To no degree at all, 10-To a very significant degree)	Degree			
	N	DK	Mean	SD
2. Raising your awareness of the particular topic	215	31	6.09	2.42
3. Stimulating public debate/dialogue	203	41	5.33	2.30
4. Enhancing your knowledge and/or skills	214	28	6.02	2.47
5. Contributing to good policy making	209	31	5.90	2.30
6. Providing support for program implementation	213	30	6.19	2.30

In Pakistan, to what extent do you believe that the World Bank Group's knowledge work and activities: (1-To no degree at all, 10-To a very significant degree)	Degree			
	N	DK	Mean	SD
7. Are timely	203	46	5.87	2.30
8. Include appropriate level of stakeholder involvement during preparation	206	43	5.83	2.35
9. Providing linkage to non-Bank expertise	174	68	5.63	2.15
10. Lead to practical solutions	203	38	5.66	2.26
11. Are accessible (well written and easy to understand)	205	36	6.21	2.37
12. Are source of relevant information on global good practices	209	35	6.47	2.18
13. Are adequately disseminated	209	35	6.02	2.27
14. Are translated enough into local language	190	54	5.16	2.38
15. Are adaptable to Pakistan's specific development challenges and country circumstances*	212	37	5.71	2.34

Overall Evaluations	N	DK	Mean	SD
16. Overall, how significant a contribution do you believe the World Bank Group's knowledge work and activities make to development results in your country?*(1-Not significant at all, 10-Very significant)	225	27	5.92	2.12
17. Overall, how would you rate the technical quality of the World Bank Group's knowledge work and activities?*(1-Very low technical quality, 10-Very high technical quality)	228	26	6.73	1.94

**F. Working with the World Bank Group**

To what extent do you agree/disagree with the following statements? (1-Strongly disagree, 10-Strongly agree)	Level of Agreement			
	N	DK	Mean	SD
1. The World Bank Group disburses funds promptly	190	61	6.25	2.40
2. The World Bank Group effectively monitors and evaluates the projects and programs it supports	219	33	6.59	2.30
3. The World Bank Group's approvals and reviews are done in a timely fashion	207	45	6.24	2.42
4. The World Bank Group's "Safeguard Policy" requirements are reasonable	179	68	5.91	2.23
5. The World Bank Group's conditions on its lending are reasonable	192	57	5.77	2.32
6. The World Bank Group takes decisions quickly in Pakistan*	195	55	5.48	2.45
7. Working with the World Bank Group increases Pakistan's institutional capacity	215	36	6.00	2.58
8. Where country systems (e.g., procurement, financial management, etc.) are adequate, the World Bank Group makes appropriate use of them*	194	57	6.03	2.29
9. The World Bank Group provides effective implementation support	211	41	6.00	2.48

WBG Promoting PPP in Pakistan	N	DK	Mean	SD
10. To what extent do you believe that the World Bank Group's work helps to find solutions that promote private public partnerships in Pakistan? (1-To no degree at all, 10-To a very significant degree)	196	60	6.07	2.05

WBG's "Safeguard Policies" in Pakistan	N	DK	Mean	SD
11. To what extent do you believe that the World Bank Group's "Safeguard Policies" help to achieve environmental and social sustainability in Pakistan? (1-To no degree at all, 10-To a very significant degree)	184	68	6.00	2.12

12. Which of the following best describes the way the World Bank Group operates in Pakistan? (Select only one response)	Percentage of Respondents (N=254)
The World Bank Group takes too much risk in Pakistan	5.5%
The World Bank Group does not take enough risk in Pakistan	37.0%
The World Bank Group's approach to risk is appropriate	33.1%
Don't know	24.4%

13. Which of the following best describes the World Bank Group's support in Pakistan? (Select only one response)	Percentage of Respondents (N=253)
The World Bank Group is sufficiently selective and focuses on the most important development challenges in Pakistan	41.5%
The World Bank Group is not sufficiently selective in Pakistan, and it is involved in too many areas of development	34.4%
Don't know	24.1%

14. How familiar are you with World Bank Group's procurement policies? (Select only one response)	Percentage of Respondents (N=241)
Very familiar	12.4%
Somewhat familiar	25.3%
Somewhat unfamiliar	15.4%
Very unfamiliar	10.0%
Don't know	36.9%

**F. Working with the World Bank Group**

WBG's Procurement Policies	N	DK	Mean	SD
15. How effective are the World Bank Group's procurement policies relative to alternative procurement methods? (1-Not effective at all, 10-Very effective)	86	5	7.40	1.75

16. To improve the effectiveness of the World Bank Group's procurement support, which of the following actions would you recommend? (Please choose no more than TWO)	Percentage of Respondents (Responses combined; N=95)
Make e-procurement a standard practice for World Bank Group's operation in Pakistan	36.8%
Engage more in contract management	34.7%
Assign additional staff per project	31.6%
Use national procurement procedures rather World Bank Group's procurement procedures	25.3%
Carry out road shows before tendering	18.9%
Other	9.5%
Don't know	9.5%
Eliminate prior reviews	5.3%

G. The World Bank Group's Country Partnership Strategy and Sectoral Work in Pakistan

1. How familiar are you with World Bank Group's Country Partnership Strategy (FY15-19) for Pakistan? (Select only one response)	Percentage of Respondents (N=249)
Very familiar	10.4%
Somewhat familiar	26.9%
Somewhat unfamiliar	20.5%
Very unfamiliar	11.6%
Don't know	30.5%

2. Do you think the Country Partnership Strategy for FY15-19 focused on the right priorities for Pakistan?	Percentage of Respondents (N=91)
Yes	73.6%
No	26.4%

Please rate the Government's performance in terms of each pillar of the Country Partnership Strategy (FY15-19) since July 2014? (1-Very poor, 10-Very good)	Rating			
	N	DK	Mean	SD
3. Energy	90	6	5.62	2.52
4. Private sector development	83	9	5.47	2.37
5. Inclusion	75	12	5.20	2.35
6. Service delivery	85	5	5.21	2.29

Please rate World Bank Group's performance in terms of each pillar of the Country Partnership Strategy (FY15-19) since July 2014? (1-Very poor, 10-Very good)	Rating			
	N	DK	Mean	SD
7. Energy	83	11	6.16	2.50
8. Private sector development	78	14	6.08	2.06
9. Inclusion	74	14	6.05	2.26
10. Service delivery	80	11	6.29	2.33

**G. The World Bank Group's Country Partnership Strategy and Sectoral Work in Pakistan (continued)**

For the FY15-19 Country Partnership Strategy, please rate the importance of the following areas for Pakistan. (1-Unimportant, 10-Very important)	Rating			
	N	DK	Mean	SD
11. Project financing	90	2	7.73	2.08
12. Budget support	85	4	6.89	2.45
13. Knowledge and data sharing	89	2	7.66	2.18
14. Technical assistance	89	1	7.78	2.17
15. Policy advice	88	3	7.38	2.25
16. Other	11	2	8.09	2.43

Urban development:

Importance	N	DK	Mean	SD
17. When considering Pakistan's economic development, how important a role can sustainable urban growth play? (1-Not important at all, 10-Very important)	94	4	7.82	2.01

18. Which TWO of the following are the greatest challenges to tapping the economic potential of cities in Pakistan? (Please choose no more than TWO)	Percentage of Respondents (Responses combined; N=96)
Lack of long term planning	55.2%
Weak governance	47.9%
Absence of local governments	35.4%
Weak legal, title rights	26.0%
Unclear and overlapping institutional mandates	24.0%
Others	3.1%
Don't know	1.0%

19. When considering how to enhance the delivery of municipal services in cities in Pakistan, in which of the following areas should the Government focus its resources most for the greatest value? (Please choose no more than TWO)	Percentage of Respondents (Responses combined; N=97)
Governance/Accountability	73.2%
Institutional reform and clear mandates	42.3%
Citizen engagement and feedback (Report Card etc.)	36.1%
Private sector participation	33.0%
Others	5.2%
Don't know	1.0%

20. Where should the WBG focus most of its resources to add the greatest value, when it comes to developing Pakistan's cities? (Please choose no more than TWO)	Percentage of Respondents (Responses combined; N=97)
Institutional development (systems, human resources, training)	69.1%
Project investment	47.4%
Technical advice, knowledge sharing	34.0%
Budget support for reforms	24.7%
Donor coordination, convening facility	11.3%
Others	3.1%
Don't know	1.0%

**G. The World Bank Group's Country Partnership Strategy and Sectoral Work in Pakistan (continued)****Energy sector:**

WBG Attention	N	DK	Mean	SD
21. To what extent do you believe the World Bank Group increased its attention to the energy sector in Pakistan in the past two years? (1-To no degree at all, 10-To a very significant degree)	88	10	6.83	1.94

Mid-Term Impact	N	DK	Mean	SD
22. How significant of a mid-term impact has the World Bank Group's support to the energy sector had on Pakistan's development in the last two years? (1-Not significant at all, 10-Very significant)	84	14	5.99	2.10

23. When considering the World Bank Group's support to Pakistan's energy sector, in which two of the following areas should the WBG focus most of its resources in order to add the most value? (Please choose no more than TWO)	Percentage of Respondents (Responses combined; N=96)
Hydropower generation	63.5%
Energy sector reforms to improve governance and performance of energy related institutions, reduce losses, optimize use of local resources, and review the Tariff & Subsidy schemes	51.0%
Promotion and development of other renewable and alternative sources of energy	43.8%
Support to policy enabling environment to attract private investment in the sector	17.7%
Support to the development of regional transmission systems to facilitate energy supply/import within countries in the region	11.5%
Don't know	4.2%
Others	2.1%

**H. The Future Role of the World Bank Group in Pakistan**

Role Significance	N	DK	Mean	SD
23. How significant a role do you believe the World Bank Group SHOULD play in Pakistan's development in the near future? (1-Not a significant role at all, 10-A very significant role)	242	15	7.66	2.24

2. Which of the following SHOULD the World Bank Group do to make itself of greater value in Pakistan? (Choose no more than TWO)	Percentage of Respondents (Responses Combined; N=251)
Reach out more to groups outside of Government	24.3%
Increase the level of capacity development in the country	20.7%
Improve the quality of its experts as related to Pakistan's specific challenges	17.5%
Increase decentralization to the provinces	16.7%
Provide more adequate data/knowledge/statistics/figures on Pakistan's economy	15.1%
Collaborate more effectively with Government clients	13.9%
Reduce the complexity of obtaining World Bank Group financing	13.1%
Offer more innovative knowledge services	12.4%
Offer more innovative financial products	12.0%
Improve the competitiveness of its financing compared to markets	12.0%
Work faster	11.2%
Shift its focus from environmental and social safeguards to environmental and social sustainability	11.2%
Ensure greater selectivity in its work	8.8%
Focus primarily on advocacy issues	4.0%
Other	1.2%
Increase availability of Reimbursable Advisory Services (RAS)	0.4%

3. When considering the combination of services that the World Bank Group offers in Pakistan, and taking into account its limited level of resources, which ONE of the following do you believe the World Bank Group should offer more of in Pakistan? (Select only ONE response)	Percentage of Respondents (N=243)
The combination is appropriate for Pakistan	34.2%
Knowledge products	28.4%
Financial services	22.2%
Convening services	7.8%
Don't know	5.3%
None of the above	2.1%

**I. Communication and Information Sharing**

1. How do you get most of your information about economic and social development issues in Pakistan? (Choose no more than TWO)	Percentage of Respondents (Responses Combined; N=244)
Internet	46.3%
Local newspapers	42.2%
Local television	25.8%
Social media	22.1%
Periodicals	18.4%
International newspapers	15.2%
International television	11.5%
Other	3.7%
Local radio	2.5%
International radio	2.0%

2. How would you prefer to obtain information from the World Bank Group? (Choose no more than TWO)	Percentage of Respondents (Responses Combined; N=252)
World Bank Group's seminars/workshops/conferences	42.1%
World Bank Group's publications and other written materials	38.1%
e-Newsletters	30.2%
World Bank Group's website	24.2%
Direct contact with World Bank Group	23.4%
Social media	21.0%
Mobile phones	6.7%
Other	0.8%

3. Are you aware of the World Bank Group's Access to Information Policy under which the WBG will now disclose any information in its possession that is not on a list of exceptions?	Percentage of Respondents (N=241)
Yes	29.9%
No	70.1%

4. Have you requested information from the World Bank Group on its activities in the past year?	Percentage of Respondents (N=211)
Yes	16.1%
No	83.9%

5. Were you able to obtain this information?	Percentage of Respondents (N=31)
Yes	77.4%
No	22.6%

6. Do you have access to the Internet?	Percentage of Respondents (N=233)
Yes	91.0%
No	9.0%

7. Do you use/have you used the World Bank Group website?	Percentage of Respondents (N=235)
Yes	69.8%
No	30.2%

**I. Communication and Information Sharing (continued)**

8. Do you currently consult the World Bank Group social media sites (e.g., blogs, Facebook)?	Percentage of Respondents (N=229)
Yes	19.2%
No	80.8%

9. From whom would you prefer to receive information about World Bank Group projects in Pakistan?	Percentage of Respondents (N=232)
Government agencies implementing World Bank Group-supported projects	27.6%
World Bank Group country office	72.4%

10. Which do you primarily use to get information about World Bank Group on the Internet? (Select only ONE response)	Percentage of Respondents (N=243)
The World Bank's country website	37.9%
The World Bank's main website	32.5%
I don't use the internet for this purpose	21.0%
World Bank Pakistan's Facebook	8.6%

11. Which Internet connection do you use primarily when visiting a World Bank Group website?	Percentage of Respondents (N=230)
High speed/WiFi	96.5%
Dial-up	3.5%

Please rate how much you agree with the following statements. <i>(1-Strongly disagree, 10-Strongly agree)</i>	Level of Agreement			
	N	DK	Mean	SD
12. I find the World Bank Group's websites easy to navigate	185	55	7.37	2.04
13. I find the information on the World Bank Group's websites useful	185	51	7.45	1.84
14. The World Bank Group's social media channels (e.g., blogs, Facebook, Twitter, YouTube, Flickr) are valuable sources of information about the institution	113	122	6.62	2.29
15. When I need information from the World Bank Group I know how to find it	181	60	6.67	2.35
16. The World Bank Group is responsive to my information requests and inquiries	145	88	6.70	2.54

**J. Background Information**

1. Which of the following best describes your current position? (Select only ONE response)	Percentage of Respondents (N=254)
Academia/Research Institute/Think Tank	20.1%
Employee of a Ministry, Ministerial Department or Implementation Agency	18.1%
Private Sector Organization	10.2%
Project Management Unit (PMU)/Consultant/Contractor working on WBG supported project	7.9%
NGO/Community-Based Organization	7.9%
Independent Government Institution	7.1%
Judiciary Branch	5.1%
Other	4.3%
Bilateral/Multilateral Agency	3.9%
Financial Sector/Private Bank	3.1%
Private Foundation	2.4%
Local Government Office or Staff	2.0%
Media	2.0%
Youth Group	2.0%
Office of Minister	1.2%
Faith-Based Group	1.2%
Trade Union	.8%
Office of the President, Prime Minister	.4%
Office of Parliamentarian	.4%

2. Please identify the primary specialization of your work. (Select only ONE response)	Percentage of Respondents (N=250)
Education	18.0%
Other	12.4%
Governance	8.4%
Finance and markets	7.6%
Health, nutrition, and population	6.4%
Macroeconomics and fiscal management	6.4%
Generalist (specialized in multiple sectors)	5.6%
Water	5.2%
Urban, rural, and social development	4.8%
Energy and extractives	4.4%
Poverty	3.6%
Social protection and labor	3.2%
Environment and natural resources	2.8%
Trade and competitiveness	2.4%
Transport and ICT	2.4%
Public-private partnerships	2.0%
Gender	1.2%
Jobs	1.2%
Agriculture	1.2%
Fragility, conflict and violence	.4%
Climate Change	.4%

**J. Background Information (continued)**

Interaction	N	DK	Mean	SD
3. How closely do you interact with the World Bank Group at a professional level? (1-Not closely at all, 10-Very closely)	224	12	5.06	2.93

4. Which one of the following best describes your level of interaction with the World Bank Group in your country? (Select only ONE response)	Percentage of Respondents (N=250)
I have never collaborated with the WBG	37.2%
I have previously collaborated with the WBG	24.0%
I currently collaborate with the WBG	20.0%
Both of the above (I currently collaborate and previously have collaborated with the WBG)	18.8%

5. Which of the following agencies of the World Bank Group do you primarily engage with in Pakistan? (Select only ONE response)	Percentage of Respondents (N=216)
The World Bank (IBRD/IDA)	66.7%
Other	14.8%
The International Finance Corporation (IFC)	14.4%
The Multilateral Investment Guarantee Agency (MIGA)	4.2%

6. Which of the following describes most of your exposure to the World Bank Group in Pakistan? (Choose no more than TWO)	Percentage of Respondents (Responses Combined; N=237)
Collaborate as part of my professional duties	37.6%
Engage in World Bank Group related/sponsored events/activities	30.0%
Use World Bank Group website for information, data, research, etc.	27.0%
Observer	26.2%
Use World Bank Group reports/data	26.2%

7. What's your gender?	Percentage of Respondents (N=252)
Female	23.0%
Male	77.0%

8. What's your age?	Percentage of Respondents (N=255)
Between 18 and 29	12.5%
Between 30 and 45	39.6%
Between 46 and 62	37.6%
More than 62	9.8%
Prefer not to answer	.4%

9. Which best represents your geographic location? (Select only ONE response)	Percentage of Respondents (N=253)
Punjab	53.4%
Federal Capital (ICT)	25.7%
Sindh	9.9%
Khyber Pakhtunkhwa	4.0%
Balochistan	4.0%
Azad Jammu and Kashmir (AJK)	1.6%
Gilgit-Baltistan (GB)	1.2%
Federally Administered Tribal Areas (FATA)	.4%



Appendix B: Responses to All Questions by Stakeholder Groups²⁷

Employee of a Ministry N= 46 ● PMU/Consultant on WBG project N=20 ● Local Government N=5 ● Bilateral/Multilateral Agency N=10
Private Sector/Financial Sector/Private Bank N=34 ● Civil Society N=36 ● Media N=5 ● Independent Government Institution N=18
Academia N=51 ● Judiciary Branch N=13 ● Other N=16

A. General Issues facing Pakistan

In general, would you say that Pakistan is headed in...?

Percentage of Respondents	Employee of a Ministry	PMU/Consultant on WBG project	Local Government	Bilateral/Multilateral Agency	Private Sector/Financial Sector/Private Bank	Civil Society	Media	Independent Government Institution	Academia	Judiciary Branch	Other
The right direction	68.4%	66.7%	-	62.5%	42.9%	42.4%	80.0%	76.9%	52.3%	40.0%	50.0%
The wrong direction	13.2%	27.8%	100.0%	12.5%	39.3%	48.5%	-	23.1%	27.3%	50.0%	25.0%
Not sure	18.4%	5.6%	-	25.0%	17.9%	9.1%	20.0%	-	20.5%	10.0%	25.0%

Given the development issues facing Pakistan and the current level of effort to address them (by government and non-government donors), would you say that Pakistan is headed in...?

Percentage of Respondents	Employee of a Ministry	PMU/Consultant on WBG project	Local Government	Bilateral/Multilateral Agency	Private Sector/Financial Sector/Private Bank	Civil Society	Media	Independent Government Institution	Academia	Judiciary Branch	Other
The right direction	70.0%	50.0%	-	44.4%	50.0%	42.4%	60.0%	53.8%	40.9%	30.0%	50.0%
The wrong direction	17.5%	22.2%	100.0%	11.1%	28.6%	36.4%	20.0%	23.1%	29.5%	50.0%	30.0%
Not sure	12.5%	27.8%	-	44.4%	21.4%	21.2%	20.0%	23.1%	29.5%	20.0%	20.0%

²⁷ Only 254 respondents provided the information about their current positions. Thus, only these respondents were included in the across-stakeholder analysis presented in this appendix.

**A. General Issues Facing Pakistan (continued)**

When considering development priorities in Pakistan in the next 3-5 years, please note which development area below should be considered the **MOST IMPORTANT** development priority in the country?

MOST IMPORTANT Percentage of Respondents	Employee of a Ministry	PMU/ Consultant on WBG project	Local Government	Bilateral/ Multilateral Agency	Private Sector/ Financial Sector/ Private Bank	Civil Society	Media	Independent Government Institution	Academia	Judiciary Branch	Other
Education and skill enhancement	50.0%	0.0%	0.0%	33.3%	30.0%	16.7%	100.0%	40.0%	27.6%	45.5%	60.0%
Nutrition	0.0%	0.0%	0.0%	0.0%	0.0%	0.0%	0.0%	0.0%	3.4%	0.0%	0.0%
Health and population	12.5%	0.0%	50.0%	0.0%	10.0%	0.0%	0.0%	20.0%	0.0%	9.1%	0.0%
Law and justice	0.0%	0.0%	0.0%	0.0%	20.0%	16.7%	0.0%	20.0%	24.1%	9.1%	0.0%
Social protection	0.0%	0.0%	0.0%	0.0%	0.0%	0.0%	0.0%	0.0%	0.0%	0.0%	0.0%
Poverty reduction	0.0%	28.6%	50.0%	0.0%	0.0%	8.3%	0.0%	0.0%	3.4%	9.1%	0.0%
Disaster management and risk reduction	0.0%	0.0%	0.0%	0.0%	0.0%	4.2%	0.0%	0.0%	0.0%	0.0%	0.0%
Water, sanitation, and hygiene	0.0%	0.0%	0.0%	0.0%	0.0%	8.3%	0.0%	0.0%	3.4%	0.0%	20.0%
Youth development	0.0%	0.0%	0.0%	0.0%	0.0%	0.0%	0.0%	0.0%	0.0%	0.0%	0.0%
Public sector and civil service reform	12.5%	0.0%	0.0%	0.0%	0.0%	0.0%	0.0%	0.0%	3.4%	0.0%	0.0%
Domestic private sector development	0.0%	0.0%	0.0%	0.0%	0.0%	0.0%	0.0%	0.0%	0.0%	0.0%	0.0%
Anti-corruption and transparency	0.0%	14.3%	0.0%	0.0%	0.0%	4.2%	0.0%	0.0%	6.9%	0.0%	0.0%
Public financial management	0.0%	0.0%	0.0%	0.0%	0.0%	8.3%	0.0%	0.0%	0.0%	0.0%	0.0%
Job creation/employment	0.0%	0.0%	0.0%	0.0%	0.0%	0.0%	0.0%	20.0%	0.0%	9.1%	0.0%
Regulatory framework	0.0%	0.0%	0.0%	0.0%	0.0%	0.0%	0.0%	0.0%	0.0%	0.0%	0.0%
Financial sector	0.0%	0.0%	0.0%	0.0%	0.0%	0.0%	0.0%	0.0%	6.9%	0.0%	0.0%
Economic growth	12.5%	14.3%	0.0%	0.0%	0.0%	8.3%	0.0%	0.0%	3.4%	0.0%	0.0%
Transport	0.0%	0.0%	0.0%	0.0%	0.0%	0.0%	0.0%	0.0%	0.0%	0.0%	0.0%
Communication network	0.0%	0.0%	0.0%	0.0%	0.0%	0.0%	0.0%	0.0%	0.0%	0.0%	0.0%
Energy	18.8%	28.6%	0.0%	66.7%	20.0%	12.5%	0.0%	0.0%	17.2%	9.1%	0.0%
Urban development	0.0%	0.0%	0.0%	0.0%	10.0%	0.0%	0.0%	0.0%	0.0%	0.0%	0.0%
Trade and exports	0.0%	0.0%	0.0%	0.0%	0.0%	0.0%	0.0%	0.0%	0.0%	0.0%	0.0%
Foreign direct investment	0.0%	0.0%	0.0%	0.0%	0.0%	4.2%	0.0%	0.0%	0.0%	0.0%	0.0%
Regional cooperation	0.0%	0.0%	0.0%	0.0%	0.0%	0.0%	0.0%	0.0%	0.0%	9.1%	0.0%
Global cooperation	0.0%	0.0%	0.0%	0.0%	0.0%	0.0%	0.0%	0.0%	0.0%	0.0%	0.0%
Agricultural development and irrigation	0.0%	0.0%	0.0%	0.0%	10.0%	4.2%	0.0%	0.0%	0.0%	0.0%	0.0%
Food security	0.0%	0.0%	0.0%	0.0%	0.0%	0.0%	0.0%	0.0%	0.0%	0.0%	0.0%
Gender	0.0%	0.0%	0.0%	0.0%	0.0%	0.0%	0.0%	0.0%	0.0%	0.0%	0.0%
Equality of opportunity	0.0%	0.0%	0.0%	0.0%	0.0%	0.0%	0.0%	0.0%	0.0%	0.0%	0.0%
Climate change	0.0%	0.0%	0.0%	0.0%	0.0%	0.0%	0.0%	0.0%	0.0%	0.0%	0.0%
Natural resource management	0.0%	14.3%	0.0%	0.0%	0.0%	0.0%	0.0%	0.0%	0.0%	0.0%	20.0%
Environmental sustainability	0.0%	0.0%	0.0%	0.0%	0.0%	0.0%	0.0%	0.0%	0.0%	0.0%	0.0%
Others	0.0%	0.0%	0.0%	0.0%	0.0%	4.2%	0.0%	0.0%	0.0%	0.0%	0.0%

**A. General Issues Facing Pakistan (continued)**

When considering development priorities in Pakistan in the next 3-5 years, please note which development area below should be considered the **SECOND MOST IMPORTANT** development priority in the country?

SECOND MOST IMPORTANT Percentage of Respondents	Employee of a Ministry	PMU/ Consultant on WBG project	Local Government	Bilateral/ Multilateral Agency	Private Sector/ Financial Sector/ Private Bank	Civil Society	Media	Independent Government Institution	Academia	Judiciary Branch	Other
Education and skill enhancement	6.3%	0.0%	0.0%	0.0%	30.0%	17.4%	0.0%	20.0%	6.7%	0.0%	0.0%
Nutrition*	0.0%	0.0%	0.0%	0.0%	0.0%	0.0%	0.0%	0.0%	0.0%	0.0%	20.0%
Health and population	0.0%	16.7%	0.0%	0.0%	30.0%	8.7%	0.0%	0.0%	10.0%	30.0%	0.0%
Law and justice*	0.0%	33.3%	0.0%	0.0%	0.0%	8.7%	100.0%	0.0%	10.0%	0.0%	40.0%
Social protection	6.3%	0.0%	0.0%	0.0%	0.0%	0.0%	0.0%	0.0%	3.3%	0.0%	0.0%
Poverty reduction	6.3%	0.0%	0.0%	0.0%	0.0%	8.7%	0.0%	0.0%	3.3%	0.0%	0.0%
Disaster management and risk reduction	0.0%	0.0%	0.0%	0.0%	0.0%	0.0%	0.0%	0.0%	0.0%	0.0%	0.0%
Water, sanitation, and hygiene	0.0%	0.0%	0.0%	0.0%	0.0%	0.0%	0.0%	0.0%	3.3%	0.0%	0.0%
Youth development	6.3%	0.0%	0.0%	0.0%	10.0%	4.3%	0.0%	20.0%	0.0%	0.0%	0.0%
Public sector and civil service reform	6.3%	0.0%	0.0%	0.0%	0.0%	0.0%	0.0%	0.0%	3.3%	10.0%	0.0%
Domestic private sector development	0.0%	0.0%	0.0%	0.0%	0.0%	0.0%	0.0%	0.0%	0.0%	0.0%	0.0%
Anti-corruption and transparency	18.8%	16.7%	0.0%	66.7%	10.0%	4.3%	0.0%	0.0%	13.3%	10.0%	0.0%
Public financial management	0.0%	0.0%	0.0%	0.0%	0.0%	0.0%	0.0%	20.0%	3.3%	0.0%	0.0%
Job creation/employment	6.3%	0.0%	0.0%	0.0%	0.0%	8.7%	0.0%	0.0%	6.7%	10.0%	0.0%
Regulatory framework*	0.0%	0.0%	0.0%	0.0%	0.0%	0.0%	0.0%	0.0%	0.0%	0.0%	20.0%
Financial sector	0.0%	0.0%	0.0%	0.0%	0.0%	0.0%	0.0%	0.0%	3.3%	0.0%	0.0%
Economic growth	12.5%	16.7%	0.0%	0.0%	10.0%	8.7%	0.0%	20.0%	10.0%	0.0%	0.0%
Transport*	0.0%	0.0%	0.0%	33.3%	0.0%	0.0%	0.0%	0.0%	3.3%	0.0%	0.0%
Communication network*	0.0%	0.0%	0.0%	0.0%	0.0%	0.0%	0.0%	0.0%	0.0%	0.0%	20.0%
Energy	12.5%	16.7%	100.0%	0.0%	0.0%	17.4%	0.0%	20.0%	13.3%	30.0%	0.0%
Urban development	6.3%	0.0%	0.0%	0.0%	0.0%	0.0%	0.0%	0.0%	0.0%	0.0%	0.0%
Trade and exports	6.3%	0.0%	0.0%	0.0%	0.0%	0.0%	0.0%	0.0%	0.0%	0.0%	0.0%
Foreign direct investment	0.0%	0.0%	0.0%	0.0%	0.0%	0.0%	0.0%	0.0%	0.0%	0.0%	0.0%
Regional cooperation	0.0%	0.0%	0.0%	0.0%	0.0%	4.3%	0.0%	0.0%	0.0%	0.0%	0.0%
Global cooperation	0.0%	0.0%	0.0%	0.0%	0.0%	0.0%	0.0%	0.0%	0.0%	0.0%	0.0%
Agricultural development and irrigation	6.3%	0.0%	0.0%	0.0%	0.0%	0.0%	0.0%	0.0%	3.3%	0.0%	0.0%
Food security	0.0%	0.0%	0.0%	0.0%	0.0%	0.0%	0.0%	0.0%	0.0%	10.0%	0.0%
Gender	0.0%	0.0%	0.0%	0.0%	10.0%	8.7%	0.0%	0.0%	0.0%	0.0%	0.0%
Equality of opportunity	0.0%	0.0%	0.0%	0.0%	0.0%	0.0%	0.0%	0.0%	0.0%	0.0%	0.0%
Climate change	0.0%	0.0%	0.0%	0.0%	0.0%	0.0%	0.0%	0.0%	3.3%	0.0%	0.0%
Natural resource management	0.0%	0.0%	0.0%	0.0%	0.0%	0.0%	0.0%	0.0%	0.0%	0.0%	0.0%
Environmental sustainability	6.3%	0.0%	0.0%	0.0%	0.0%	0.0%	0.0%	0.0%	0.0%	0.0%	0.0%
Others	0.0%	0.0%	0.0%	0.0%	0.0%	0.0%	0.0%	0.0%	0.0%	0.0%	0.0%

*Significantly different between stakeholder groups

**A. General Issues Facing Pakistan (continued)**

When considering development priorities in Pakistan in the next 3-5 years, please note which development area below should be considered the **THIRD MOST IMPORTANT** development priority in the country?

THIRD MOST IMPORTANT Percentage of Respondents	Employee of a Ministry	PMU/ Consultant on WBG project	Local Government	Bilateral/ Multilateral Agency	Private Sector/ Financial Sector/ Private Bank	Civil Society	Media	Independent Government Institution	Academia	Judiciary Branch	Other
Education and skill enhancement	17.6%	28.6%	50.0%	25.0%	10.0%	26.1%	0.0%	20.0%	9.7%	10.0%	0.0%
Nutrition	0.0%	0.0%	0.0%	0.0%	0.0%	0.0%	0.0%	0.0%	0.0%	10.0%	0.0%
Health and population	5.9%	0.0%	0.0%	0.0%	0.0%	0.0%	0.0%	0.0%	6.5%	0.0%	0.0%
Law and justice	5.9%	14.3%	0.0%	0.0%	20.0%	13.0%	0.0%	0.0%	9.7%	20.0%	33.3%
Social protection	5.9%	0.0%	0.0%	0.0%	0.0%	0.0%	0.0%	0.0%	0.0%	0.0%	0.0%
Poverty reduction	0.0%	0.0%	0.0%	0.0%	20.0%	4.3%	0.0%	0.0%	6.5%	10.0%	0.0%
Disaster management and risk reduction	5.9%	0.0%	0.0%	25.0%	0.0%	0.0%	0.0%	0.0%	0.0%	0.0%	16.7%
Water, sanitation, and hygiene	0.0%	0.0%	0.0%	0.0%	10.0%	0.0%	0.0%	0.0%	3.2%	0.0%	0.0%
Youth development	0.0%	0.0%	0.0%	0.0%	0.0%	8.7%	0.0%	0.0%	0.0%	0.0%	0.0%
Public sector and civil service reform	11.8%	0.0%	0.0%	0.0%	0.0%	0.0%	0.0%	0.0%	3.2%	0.0%	0.0%
Domestic private sector development	0.0%	0.0%	0.0%	0.0%	0.0%	0.0%	0.0%	0.0%	3.2%	0.0%	0.0%
Anti-corruption and transparency	5.9%	0.0%	0.0%	0.0%	0.0%	0.0%	0.0%	20.0%	0.0%	0.0%	0.0%
Public financial management	0.0%	14.3%	0.0%	0.0%	0.0%	0.0%	0.0%	0.0%	0.0%	0.0%	0.0%
Job creation/employment	5.9%	0.0%	0.0%	0.0%	0.0%	0.0%	0.0%	0.0%	0.0%	10.0%	0.0%
Regulatory framework	5.9%	0.0%	0.0%	0.0%	0.0%	0.0%	0.0%	0.0%	3.2%	0.0%	0.0%
Financial sector	0.0%	0.0%	0.0%	0.0%	10.0%	0.0%	0.0%	0.0%	0.0%	0.0%	0.0%
Economic growth	0.0%	0.0%	0.0%	0.0%	0.0%	0.0%	0.0%	0.0%	16.1%	0.0%	0.0%
Transport	0.0%	0.0%	0.0%	0.0%	0.0%	4.3%	0.0%	0.0%	0.0%	0.0%	0.0%
Communication network	0.0%	0.0%	0.0%	0.0%	0.0%	0.0%	0.0%	0.0%	0.0%	0.0%	0.0%
Energy	17.6%	28.6%	0.0%	25.0%	10.0%	17.4%	100.0%	20.0%	16.1%	20.0%	50.0%
Urban development*	0.0%	0.0%	50.0%	25.0%	0.0%	4.3%	0.0%	0.0%	0.0%	0.0%	0.0%
Trade and exports	0.0%	0.0%	0.0%	0.0%	0.0%	4.3%	0.0%	0.0%	3.2%	0.0%	0.0%
Foreign direct investment	0.0%	14.3%	0.0%	0.0%	0.0%	0.0%	0.0%	0.0%	0.0%	0.0%	0.0%
Regional cooperation	5.9%	0.0%	0.0%	0.0%	0.0%	0.0%	0.0%	0.0%	0.0%	0.0%	0.0%
Global cooperation	0.0%	0.0%	0.0%	0.0%	0.0%	0.0%	0.0%	0.0%	3.2%	0.0%	0.0%
Agricultural development and irrigation	5.9%	0.0%	0.0%	0.0%	0.0%	0.0%	0.0%	20.0%	6.5%	20.0%	0.0%
Food security	0.0%	0.0%	0.0%	0.0%	10.0%	4.3%	0.0%	0.0%	0.0%	0.0%	0.0%
Gender	0.0%	0.0%	0.0%	0.0%	0.0%	0.0%	0.0%	0.0%	9.7%	0.0%	0.0%
Equality of opportunity	0.0%	0.0%	0.0%	0.0%	10.0%	8.7%	0.0%	20.0%	0.0%	0.0%	0.0%
Climate change	0.0%	0.0%	0.0%	0.0%	0.0%	4.3%	0.0%	0.0%	0.0%	0.0%	0.0%
Natural resource management	0.0%	0.0%	0.0%	0.0%	0.0%	0.0%	0.0%	0.0%	0.0%	0.0%	0.0%
Environmental sustainability	0.0%	0.0%	0.0%	0.0%	0.0%	0.0%	0.0%	0.0%	0.0%	0.0%	0.0%
Others	0.0%	0.0%	0.0%	0.0%	0.0%	0.0%	0.0%	0.0%	0.0%	0.0%	0.0%

*Significantly different between stakeholder groups

**A. General Issues Facing Pakistan (continued)**

Poverty reduction is a broad term that encompasses work in many different areas. Which THREE areas of development listed below do you believe would contribute most to reducing poverty in Pakistan? (Choose no more than THREE)

Percentage of Respondents (Responses combined)	Employee of a Ministry	PMU/ Consultant on WBG project	Local Government	Bilateral/ Multilateral Agency	Private Sector/ Financial Sector/ Private Bank	Civil Society	Media	Independent Government Institution	Academia	Judiciary Branch	Other
Law and justice*	9.5%	11.1%	50.0%	20.0%	11.1%	42.3%	0.0%	28.6%	22.9%	50.0%	0.0%
Nutrition	0.0%	0.0%	0.0%	0.0%	0.0%	0.0%	0.0%	0.0%	2.9%	0.0%	0.0%
Health and population*	9.5%	0.0%	0.0%	0.0%	27.8%	3.8%	50.0%	28.6%	5.7%	0.0%	33.3%
Education and skill enhancement*	61.9%	88.9%	50.0%	80.0%	61.1%	30.8%	0.0%	57.1%	62.9%	33.3%	44.4%
Social protection	9.5%	11.1%	0.0%	20.0%	22.2%	11.5%	0.0%	14.3%	14.3%	16.7%	11.1%
Water, sanitation, and hygiene	0.0%	0.0%	0.0%	0.0%	0.0%	3.8%	0.0%	0.0%	2.9%	0.0%	0.0%
Disaster management and risk reduction	0.0%	0.0%	0.0%	0.0%	5.6%	3.8%	0.0%	0.0%	5.7%	8.3%	0.0%
Youth development	14.3%	11.1%	0.0%	0.0%	27.8%	11.5%	0.0%	0.0%	8.6%	0.0%	0.0%
Regulatory framework	4.8%	0.0%	0.0%	0.0%	0.0%	3.8%	0.0%	14.3%	11.4%	0.0%	0.0%
Domestic private sector development	14.3%	0.0%	0.0%	0.0%	0.0%	7.7%	0.0%	14.3%	0.0%	8.3%	11.1%
Anti-corruption and transparency	9.5%	0.0%	50.0%	0.0%	5.6%	19.2%	0.0%	14.3%	8.6%	8.3%	11.1%
Public financial management	4.8%	0.0%	0.0%	20.0%	5.6%	7.7%	0.0%	0.0%	5.7%	0.0%	0.0%
Public sector and civil service reform	4.8%	0.0%	0.0%	0.0%	5.6%	3.8%	0.0%	14.3%	5.7%	8.3%	0.0%
Financial sector	4.8%	11.1%	0.0%	20.0%	5.6%	0.0%	0.0%	0.0%	8.6%	0.0%	0.0%
Job creation/employment	38.1%	33.3%	0.0%	40.0%	44.4%	34.6%	100.0%	42.9%	48.6%	41.7%	22.2%
Energy	9.5%	11.1%	100.0%	40.0%	11.1%	26.9%	0.0%	28.6%	14.3%	41.7%	22.2%
Communication network	0.0%	0.0%	0.0%	0.0%	0.0%	0.0%	0.0%	0.0%	0.0%	0.0%	11.1%
Transport	9.5%	0.0%	0.0%	0.0%	0.0%	7.7%	0.0%	0.0%	2.9%	0.0%	22.2%
Urban development	4.8%	0.0%	0.0%	0.0%	0.0%	0.0%	0.0%	0.0%	0.0%	0.0%	0.0%
Global cooperation	0.0%	11.1%	0.0%	0.0%	0.0%	7.7%	0.0%	0.0%	5.7%	0.0%	0.0%
Foreign direct investment	9.5%	11.1%	0.0%	0.0%	5.6%	0.0%	0.0%	0.0%	0.0%	0.0%	0.0%
Regional cooperation	0.0%	11.1%	0.0%	0.0%	0.0%	0.0%	0.0%	0.0%	0.0%	0.0%	0.0%
Trade and exports	4.8%	22.2%	0.0%	0.0%	5.6%	3.8%	0.0%	0.0%	0.0%	0.0%	0.0%
Agricultural development and irrigation	23.8%	33.3%	50.0%	40.0%	27.8%	26.9%	50.0%	42.9%	8.6%	50.0%	44.4%
Food security	9.5%	11.1%	0.0%	20.0%	16.7%	3.8%	0.0%	0.0%	5.7%	8.3%	22.2%
Gender	0.0%	11.1%	0.0%	0.0%	0.0%	3.8%	0.0%	0.0%	2.9%	0.0%	0.0%
Equality of opportunity	14.3%	11.1%	0.0%	0.0%	5.6%	7.7%	0.0%	0.0%	22.9%	16.7%	0.0%
Environmental sustainability	4.8%	0.0%	0.0%	0.0%	0.0%	0.0%	0.0%	0.0%	0.0%	0.0%	0.0%
Natural resource management	4.8%	0.0%	0.0%	0.0%	0.0%	7.7%	0.0%	0.0%	0.0%	0.0%	11.1%
Climate change	0.0%	0.0%	0.0%	0.0%	0.0%	0.0%	0.0%	0.0%	0.0%	0.0%	0.0%
Others	0.0%	0.0%	0.0%	0.0%	0.0%	0.0%	0.0%	0.0%	0.0%	0.0%	0.0%

*Significantly different between stakeholder groups

**A. General Issues Facing Pakistan (continued)**

Economic growth can be driven by a number of factors. Which THREE areas of development listed below do you believe would contribute most to economic growth in Pakistan?
(Choose no more than THREE)

Percentage of Respondents (Responses combined)	Employee of a Ministry	PMU/ Consultant on WBG project	Local Government	Bilateral/ Multilateral Agency	Private Sector/ Financial Sector/ Private Bank	Civil Society	Media	Independent Government Institution	Academia	Judiciary Branch	Other
Law and justice	4.8%	11.1%	0.0%	0.0%	29.4%	20.0%	66.7%	11.1%	16.7%	33.3%	0.0%
Nutrition	4.8%	0.0%	0.0%	0.0%	0.0%	8.0%	0.0%	0.0%	0.0%	0.0%	0.0%
Health and population	9.5%	0.0%	50.0%	20.0%	5.9%	4.0%	0.0%	22.2%	2.8%	8.3%	12.5%
Education and skill enhancement	19.0%	33.3%	0.0%	20.0%	35.3%	16.0%	0.0%	55.6%	36.1%	16.7%	37.5%
Social protection	0.0%	0.0%	0.0%	0.0%	0.0%	8.0%	0.0%	0.0%	8.3%	0.0%	0.0%
Water, sanitation, and hygiene	4.8%	0.0%	0.0%	0.0%	0.0%	4.0%	0.0%	0.0%	0.0%	0.0%	0.0%
Disaster management and risk reduction	0.0%	0.0%	0.0%	0.0%	0.0%	4.0%	0.0%	0.0%	0.0%	0.0%	0.0%
Youth development	4.8%	0.0%	0.0%	0.0%	0.0%	12.0%	0.0%	33.3%	8.3%	8.3%	0.0%
Regulatory framework	4.8%	11.1%	0.0%	0.0%	5.9%	4.0%	0.0%	0.0%	8.3%	8.3%	0.0%
Domestic private sector development	19.0%	11.1%	0.0%	0.0%	11.8%	20.0%	33.3%	0.0%	8.3%	0.0%	0.0%
Anti-corruption and transparency	19.0%	22.2%	0.0%	20.0%	29.4%	16.0%	0.0%	22.2%	33.3%	41.7%	62.5%
Public financial management	4.8%	0.0%	0.0%	20.0%	5.9%	12.0%	0.0%	11.1%	5.6%	0.0%	0.0%
Public sector and civil service reform	4.8%	0.0%	0.0%	0.0%	0.0%	4.0%	0.0%	0.0%	2.8%	0.0%	0.0%
Financial sector	4.8%	11.1%	0.0%	20.0%	5.9%	4.0%	0.0%	11.1%	8.3%	0.0%	12.5%
Job creation/employment	14.3%	22.2%	50.0%	0.0%	5.9%	4.0%	0.0%	0.0%	8.3%	8.3%	25.0%
Energy	66.7%	44.4%	50.0%	80.0%	70.6%	32.0%	33.3%	22.2%	44.4%	50.0%	62.5%
Communication network	4.8%	0.0%	0.0%	0.0%	5.9%	0.0%	0.0%	0.0%	0.0%	8.3%	0.0%
Transport	9.5%	11.1%	0.0%	20.0%	0.0%	8.0%	0.0%	0.0%	5.6%	8.3%	12.5%
Urban development*	4.8%	11.1%	50.0%	0.0%	0.0%	0.0%	66.7%	11.1%	2.8%	8.3%	0.0%
Global cooperation	4.8%	11.1%	0.0%	0.0%	0.0%	8.0%	0.0%	11.1%	2.8%	16.7%	0.0%
Foreign direct investment	19.0%	11.1%	0.0%	20.0%	11.8%	8.0%	0.0%	0.0%	16.7%	0.0%	25.0%
Regional cooperation	9.5%	11.1%	0.0%	20.0%	0.0%	0.0%	0.0%	0.0%	2.8%	16.7%	0.0%
Trade and exports	28.6%	22.2%	0.0%	20.0%	17.6%	24.0%	0.0%	33.3%	11.1%	8.3%	0.0%
Agricultural development and irrigation	9.5%	22.2%	0.0%	40.0%	11.8%	40.0%	0.0%	11.1%	27.8%	33.3%	0.0%
Food security	0.0%	11.1%	0.0%	0.0%	0.0%	0.0%	0.0%	0.0%	0.0%	0.0%	0.0%
Gender	0.0%	11.1%	0.0%	0.0%	0.0%	0.0%	0.0%	0.0%	0.0%	8.3%	0.0%
Equality of opportunity*	0.0%	0.0%	100.0%	0.0%	0.0%	16.0%	33.3%	0.0%	2.8%	0.0%	0.0%
Environmental sustainability	0.0%	0.0%	0.0%	0.0%	0.0%	12.0%	0.0%	0.0%	2.8%	0.0%	0.0%
Natural resource management	9.5%	11.1%	0.0%	0.0%	11.8%	0.0%	0.0%	0.0%	5.6%	8.3%	0.0%
Climate change	4.8%	0.0%	0.0%	0.0%	5.9%	0.0%	0.0%	0.0%	0.0%	0.0%	0.0%
Others	0.0%	0.0%	0.0%	0.0%	0.0%	0.0%	0.0%	0.0%	0.0%	0.0%	0.0%

*Significantly different between stakeholder groups

**A. General Issues Facing Pakistan (continued)**

When thinking about the idea of “shared prosperity” in your country, which of the following TWO best illustrate how this would be achieved in Pakistan? (Choose no more than TWO)*

Percentage of Respondents (Responses combined)	Employee of a Ministry	PMU/ Consultant on WBG project	Local Government	Bilateral/ Multilateral Agency	Private Sector/ Financial Sector/ Private Bank	Civil Society	Media	Independent Government Institution	Academia	Judiciary Branch	Other
More reliable social safety net	8.7%	10.5%	0.0%	10.0%	6.5%	11.1%	0.0%	6.3%	10.0%	15.4%	6.7%
Better employment opportunities for women	2.2%	10.5%	40.0%	20.0%	9.7%	5.6%	20.0%	0.0%	6.0%	0.0%	13.3%
Greater access to micro-finance for the poor	8.7%	10.5%	20.0%	10.0%	19.4%	11.1%	20.0%	6.3%	6.0%	15.4%	13.3%
A growing middle class	10.9%	5.3%	20.0%	20.0%	22.6%	22.2%	40.0%	25.0%	18.0%	15.4%	26.7%
Greater access to health and nutrition for citizens	8.7%	10.5%	20.0%	10.0%	6.5%	16.7%	0.0%	0.0%	10.0%	0.0%	13.3%
Better entrepreneurial opportunities	28.3%	21.1%	20.0%	10.0%	22.6%	19.4%	0.0%	25.0%	26.0%	7.7%	26.7%
Greater voice and participation for citizens to help ensure greater accountability	8.7%	0.0%	0.0%	0.0%	0.0%	2.8%	0.0%	12.5%	6.0%	7.7%	6.7%
Better opportunity for the poor who live in rural areas	10.9%	21.1%	0.0%	30.0%	9.7%	25.0%	20.0%	18.8%	12.0%	23.1%	6.7%
Better opportunity for the poor who live in urban areas	0.0%	0.0%	0.0%	0.0%	3.2%	2.8%	20.0%	0.0%	2.0%	7.7%	0.0%
Consistent economic growth	23.9%	36.8%	0.0%	30.0%	16.1%	19.4%	20.0%	12.5%	34.0%	30.8%	20.0%
Better employment opportunities for young people	13.0%	21.1%	0.0%	10.0%	32.3%	16.7%	20.0%	25.0%	16.0%	23.1%	13.3%
Greater equity of fiscal policy	8.7%	0.0%	0.0%	10.0%	6.5%	2.8%	0.0%	0.0%	2.0%	7.7%	0.0%
Education and training that better ensure job opportunities	54.3%	36.8%	80.0%	30.0%	41.9%	33.3%	40.0%	50.0%	42.0%	30.8%	46.7%
Better quality public services	13.0%	15.8%	0.0%	10.0%	3.2%	5.6%	0.0%	6.3%	10.0%	7.7%	0.0%
Other	0.0%	0.0%	0.0%	0.0%	0.0%	2.8%	0.0%	12.5%	0.0%	7.7%	6.7%

*Significantly different between stakeholder groups

When taking into consideration all the challenges Pakistan faces, how relevant do you believe the following priorities are for Pakistan? (1-Not relevant at all, 10-Very relevant)

	Employee of a Ministry			PMU/Consultant on WBG project			Local Government			Bilateral/ Multilateral Agency			Private Sector/ Financial Sector/ Private Bank			Civil Society			Media			Independent Government Institution			Academia			Judiciary Branch			Other		
	N	Mean	SD	N	Mean	SD	N	Mean	SD	N	Mean	SD	N	Mean	SD	N	Mean	SD	N	Mean	SD	N	Mean	SD	N	Mean	SD	N	Mean	SD	N	Mean	SD
Climate change	45	6.87	2.52	19	6.84	2.22	5	5.60	0.55	10	6.70	2.58	32	5.41	3.00	34	6.62	2.49	3	7.00	2.00	17	5.65	2.52	48	5.67	2.60	12	5.67	2.90	15	6.67	2.80
Gender*	45	7.04	2.16	19	6.95	2.44	5	7.00	2.12	10	7.70	1.89	29	6.97	2.06	34	6.06	2.73	3	6.00	2.65	17	6.76	2.17	49	6.02	2.60	12	4.08	2.94	13	6.31	2.18
Trade*	44	9.20	1.13	19	8.58	1.17	5	7.80	2.49	10	8.90	1.10	29	9.00	1.31	34	8.18	1.93	4	9.00	1.41	16	8.75	1.29	49	8.00	2.35	12	7.58	3.40	16	9.31	1.30
Food and nutrition security*	46	9.13	1.19	20	9.15	0.88	4	7.25	1.26	10	9.10	1.45	31	8.61	1.80	35	8.34	1.86	5	7.20	2.05	17	8.12	2.06	50	8.14	2.23	12	6.42	2.94	16	9.25	1.13

*Significantly different between stakeholder groups

**A. General Issues Facing Pakistan (continued)**

Do you think the gap between the rich and the poor is a very big problem, a moderately big problem, a small problem or not a problem at all in Pakistan? (Select only ONE response)*

Percentage of Respondents	Employee of a Ministry	PMU/Consultant on WBG project	Local Government	Bilateral/Multilateral Agency	Private Sector/Financial Sector/Private Bank	Civil Society	Media	Independent Government Institution	Academia	Judiciary Branch	Other
A very big problem	60.9%	75.0%	40.0%	40.0%	70.6%	69.4%	20.0%	58.8%	62.7%	46.2%	68.8%
A moderately big problem	39.1%	25.0%	60.0%	50.0%	29.4%	25.0%	40.0%	41.2%	33.3%	30.8%	25.0%
A small problem	-	-	-	10.0%	-	2.8%	40.0%	-	3.9%	-	6.3%
Not a problem at all	-	-	-	-	-	2.8%	-	-	-	15.4%	-
Don't know	-	-	-	-	-	-	-	-	-	7.7%	-

*Significantly different between stakeholder groups

In your view, is global climate change a very serious problem, somewhat serious, not too serious, or not a problem? (Select only ONE response)*

Percentage of Respondents	Employee of a Ministry	PMU/Consultant on WBG project	Local Government	Bilateral/Multilateral Agency	Private Sector/Financial Sector/Private Bank	Civil Society	Media	Independent Government Institution	Academia	Judiciary Branch	Other
A very big problem	31.1%	35.0%	40.0%	20.0%	27.3%	33.3%	60.0%	27.8%	25.5%	30.8%	31.3%
A moderately big problem	62.2%	45.0%	40.0%	60.0%	51.5%	55.6%	40.0%	50.0%	56.9%	23.1%	50.0%
A small problem	4.4%	20.0%	-	20.0%	9.1%	11.1%	-	16.7%	13.7%	23.1%	18.8%
Not a problem at all	2.2%	-	20.0%	-	6.1%	-	-	5.6%	2.0%	15.4%	-
Don't know	-	-	-	-	6.1%	-	-	-	2.0%	7.7%	-

B. Overall Attitudes toward the World Bank Group

	Employee of a Ministry			PMU/Consultant on WBG project			Local Government			Bilateral/Multilateral Agency			Private Sector/Financial Sector/Private Bank			Civil Society			Media			Independent Government Institution			Academia			Judiciary Branch			Other		
	N	Mean	SD	N	Mean	SD	N	Mean	SD	N	Mean	SD	N	Mean	SD	N	Mean	SD	N	Mean	SD	N	Mean	SD	N	Mean	SD	N	Mean	SD	N	Mean	SD
How familiar are you with the work of the WBG in Pakistan?*	46	6.78	2.41	20	7.50	1.32	4	4.25	2.63	10	8.10	1.73	33	5.58	2.98	36	5.97	2.36	5	7.60	1.52	18	6.67	1.91	50	6.32	2.17	12	5.25	3.17	16	5.69	2.63

(1-Not familiar at all, 10-Extremely familiar) *Significantly different between stakeholder groups

	Employee of a Ministry			PMU/Consultant on WBG project			Local Government			Bilateral/Multilateral Agency			Private Sector/Financial Sector/Private Bank			Civil Society			Media			Independent Government Institution			Academia			Judiciary Branch			Other		
	N	Mean	SD	N	Mean	SD	N	Mean	SD	N	Mean	SD	N	Mean	SD	N	Mean	SD	N	Mean	SD	N	Mean	SD	N	Mean	SD	N	Mean	SD	N	Mean	SD
Overall, please rate your impression of the WBG's effectiveness in Pakistan?*	43	6.26	1.87	20	6.75	1.94	4	6.25	1.26	10	7.60	1.17	28	5.64	2.08	36	5.33	2.11	5	7.20	2.59	18	6.67	2.22	49	5.63	1.97	12	3.58	2.58	14	5.29	2.37

(1-Not effective at all, 10-Very effective) *Significantly different between stakeholder groups

	Employee of a Ministry			PMU/Consultant on WBG project			Local Government			Bilateral/Multilateral Agency			Private Sector/Financial Sector/Private Bank			Civil Society			Media			Independent Government Institution			Academia			Judiciary Branch			Other		
	N	Mean	SD	N	Mean	SD	N	Mean	SD	N	Mean	SD	N	Mean	SD	N	Mean	SD	N	Mean	SD	N	Mean	SD	N	Mean	SD	N	Mean	SD	N	Mean	SD
To what extent do you believe the WBG's staff is well prepared to help Pakistan solve its most complicated development challenges?*	41	6.83	1.91	20	6.60	1.96	4	6.50	1.73	9	8.22	1.09	23	5.96	1.97	34	5.21	2.47	4	7.00	1.41	15	6.67	2.90	44	5.52	2.24	12	4.00	2.66	12	5.75	2.56

(1-To no degree at all, 10-To a very significant degree) *Significantly different between stakeholder groups

**B. Overall Attitudes toward the World Bank Group (continued)**

When thinking about how the World Bank Group can have the most impact on development results in Pakistan, in which sectoral areas do you believe the World Bank Group should focus most of its resources (financial and knowledge services) in Pakistan? (Choose no more than THREE)

Percentage of Respondents (Responses combined)	Employee of a Ministry	PMU/ Consultant on WBG project	Local Government	Bilateral/ Multilateral Agency	Private Sector/ Financial Sector/ Private Bank	Civil Society	Media	Independent Government Institution	Academia	Judiciary Branch	Other
Law and justice	17.1%	13.3%	0.0%	16.7%	26.7%	24.1%	25.0%	25.0%	25.0%	66.7%	7.1%
Nutrition	0.0%	0.0%	0.0%	0.0%	0.0%	3.4%	0.0%	8.3%	4.5%	0.0%	0.0%
Health and population	8.6%	13.3%	25.0%	0.0%	10.0%	20.7%	0.0%	16.7%	18.2%	16.7%	42.9%
Education and skill enhancement	42.9%	60.0%	25.0%	33.3%	50.0%	31.0%	50.0%	41.7%	54.5%	25.0%	50.0%
Social protection	8.6%	0.0%	0.0%	0.0%	3.3%	3.4%	0.0%	8.3%	4.5%	8.3%	0.0%
Poverty reduction	11.4%	13.3%	0.0%	16.7%	16.7%	24.1%	0.0%	0.0%	13.6%	8.3%	21.4%
Disaster management and risk reduction	5.7%	0.0%	25.0%	0.0%	6.7%	13.8%	0.0%	0.0%	11.4%	0.0%	0.0%
Water, sanitation, and hygiene	11.4%	0.0%	0.0%	0.0%	3.3%	10.3%	0.0%	8.3%	2.3%	0.0%	21.4%
Youth development	5.7%	20.0%	0.0%	0.0%	10.0%	20.7%	0.0%	8.3%	4.5%	8.3%	0.0%
Public sector and civil service reform	22.9%	20.0%	0.0%	16.7%	6.7%	3.4%	0.0%	0.0%	11.4%	8.3%	0.0%
Domestic private sector development	5.7%	0.0%	0.0%	0.0%	0.0%	3.4%	0.0%	0.0%	9.1%	8.3%	14.3%
Anti-corruption and transparency	17.1%	13.3%	0.0%	16.7%	23.3%	13.8%	0.0%	25.0%	11.4%	16.7%	21.4%
Regulatory framework	2.9%	6.7%	0.0%	0.0%	0.0%	6.9%	25.0%	8.3%	4.5%	8.3%	7.1%
Job creation/employment	11.4%	13.3%	25.0%	33.3%	13.3%	17.2%	25.0%	8.3%	4.5%	25.0%	14.3%
Public financial management	2.9%	0.0%	0.0%	16.7%	6.7%	0.0%	25.0%	16.7%	6.8%	0.0%	0.0%
Financial sector	5.7%	0.0%	0.0%	16.7%	3.3%	3.4%	0.0%	0.0%	9.1%	0.0%	7.1%
Economic growth	14.3%	13.3%	25.0%	0.0%	13.3%	20.7%	25.0%	16.7%	18.2%	0.0%	14.3%
Energy*	60.0%	53.3%	25.0%	50.0%	33.3%	27.6%	100.0%	33.3%	36.4%	58.3%	21.4%
Communication network	0.0%	6.7%	25.0%	0.0%	3.3%	3.4%	0.0%	0.0%	2.3%	0.0%	0.0%
Transport*	0.0%	0.0%	0.0%	16.7%	3.3%	0.0%	0.0%	16.7%	0.0%	8.3%	0.0%
Urban development	2.9%	6.7%	0.0%	0.0%	3.3%	0.0%	0.0%	8.3%	2.3%	0.0%	7.1%
Trade and exports	8.6%	6.7%	25.0%	0.0%	0.0%	10.3%	0.0%	0.0%	13.6%	8.3%	7.1%
Foreign direct investment	2.9%	6.7%	25.0%	0.0%	3.3%	0.0%	0.0%	0.0%	0.0%	0.0%	0.0%
Regional cooperation	2.9%	0.0%	0.0%	0.0%	0.0%	3.4%	0.0%	0.0%	2.3%	0.0%	0.0%
Global cooperation	0.0%	0.0%	0.0%	0.0%	3.3%	3.4%	0.0%	0.0%	2.3%	0.0%	7.1%
Agricultural development and irrigation	17.1%	13.3%	25.0%	50.0%	13.3%	10.3%	25.0%	41.7%	13.6%	16.7%	14.3%
Food security	0.0%	6.7%	0.0%	16.7%	6.7%	6.9%	0.0%	0.0%	2.3%	0.0%	7.1%
Gender	2.9%	13.3%	0.0%	0.0%	3.3%	0.0%	0.0%	8.3%	6.8%	0.0%	7.1%
Equality of opportunity	2.9%	0.0%	25.0%	0.0%	3.3%	6.9%	0.0%	0.0%	2.3%	0.0%	7.1%
Natural resource management	5.7%	0.0%	25.0%	0.0%	13.3%	0.0%	0.0%	0.0%	2.3%	0.0%	0.0%
Climate change	0.0%	0.0%	0.0%	0.0%	6.7%	0.0%	0.0%	0.0%	0.0%	0.0%	0.0%
Environmental sustainability	0.0%	0.0%	0.0%	0.0%	0.0%	6.9%	0.0%	0.0%	0.0%	0.0%	0.0%
Others	0.0%	0.0%	0.0%	0.0%	0.0%	0.0%	0.0%	0.0%	0.0%	8.3%	0.0%

*Significantly different between stakeholder groups

**B. Overall Attitudes toward the World Bank Group (continued)**

When thinking about the World Bank Group's role, which activity do you believe is of GREATEST VALUE in Pakistan?

GREATEST VALUE Percentage of Respondents	Employee of a Ministry	PMU/ Consultant on WBG project	Local Government	Bilateral/ Multilateral Agency	Private Sector/ Financial Sector/ Private Bank	Civil Society	Media	Independent Government Institution	Academia	Judiciary Branch	Other
Data	7.0%	0.0%	0.0%	0.0%	7.4%	3.3%	33.3%	6.7%	9.5%	7.7%	15.4%
Policy advice, studies, analyses	11.6%	6.7%	33.3%	28.6%	7.4%	13.3%	33.3%	6.7%	4.8%	15.4%	7.7%
Financial resources	30.2%	20.0%	0.0%	14.3%	25.9%	20.0%	0.0%	26.7%	26.2%	15.4%	23.1%
Introducing innovations through projects or analytical work	7.0%	20.0%	0.0%	14.3%	3.7%	16.7%	0.0%	13.3%	7.1%	0.0%	0.0%
Technical assistance	18.6%	26.7%	0.0%	0.0%	22.2%	6.7%	33.3%	13.3%	4.8%	0.0%	7.7%
Mobilizing third party financial resources	0.0%	0.0%	0.0%	0.0%	0.0%	3.3%	0.0%	6.7%	2.4%	7.7%	0.0%
Donor coordination	9.3%	0.0%	0.0%	0.0%	3.7%	3.3%	0.0%	6.7%	4.8%	15.4%	0.0%
Linkage to non-Bank expertise	0.0%	0.0%	0.0%	0.0%	3.7%	3.3%	0.0%	0.0%	0.0%	7.7%	0.0%
Capacity development	7.0%	13.3%	33.3%	14.3%	14.8%	20.0%	0.0%	6.7%	16.7%	15.4%	23.1%
Bringing discipline and effective supervision in the implementation of investment projects	9.3%	13.3%	33.3%	28.6%	11.1%	10.0%	0.0%	13.3%	23.8%	7.7%	23.1%
Other	0.0%	0.0%	0.0%	0.0%	0.0%	0.0%	0.0%	0.0%	0.0%	7.7%	0.0%

When thinking about the World Bank Group's role, which activity do you believe is of 2ND GREATEST VALUE in Pakistan?

2 ND GREATEST VALUE Percentage of Respondents	Employee of a Ministry	PMU/ Consultant on WBG project	Local Government	Bilateral/ Multilateral Agency	Private Sector/ Financial Sector/ Private Bank	Civil Society	Media	Independent Government Institution	Academia	Judiciary Branch	Other
Data	2.3%	7.1%	0.0%	0.0%	7.7%	3.3%	0.0%	0.0%	2.4%	0.0%	0.0%
Policy advice, studies, analyses	14.0%	14.3%	0.0%	28.6%	11.5%	3.3%	0.0%	0.0%	7.1%	15.4%	15.4%
Financial resources	16.3%	14.3%	33.3%	0.0%	11.5%	10.0%	0.0%	0.0%	4.8%	7.7%	7.7%
Introducing innovations through projects or analytical work	9.3%	0.0%	33.3%	14.3%	0.0%	6.7%	0.0%	0.0%	11.9%	7.7%	0.0%
Technical assistance	11.6%	7.1%	0.0%	0.0%	7.7%	23.3%	0.0%	7.1%	14.3%	0.0%	23.1%
Mobilizing third party financial resources	7.0%	0.0%	33.3%	0.0%	15.4%	6.7%	33.3%	14.3%	4.8%	15.4%	7.7%
Donor coordination	4.7%	14.3%	0.0%	28.6%	3.8%	13.3%	33.3%	14.3%	7.1%	0.0%	7.7%
Linkage to non-Bank expertise	0.0%	14.3%	0.0%	0.0%	3.8%	3.3%	0.0%	0.0%	2.4%	0.0%	0.0%
Capacity development	20.9%	14.3%	0.0%	14.3%	11.5%	13.3%	33.3%	42.9%	31.0%	15.4%	15.4%
Bringing discipline and effective supervision in the implementation of investment projects	11.6%	14.3%	0.0%	14.3%	26.9%	16.7%	0.0%	21.4%	11.9%	30.8%	23.1%
Other	2.3%	0.0%	0.0%	0.0%	0.0%	0.0%	0.0%	0.0%	2.4%	7.7%	0.0%

**B. Overall Attitudes toward the World Bank Group (continued)**

How EFFECTIVE do you believe the World Bank Group is in terms of the capacity building work it does in each of the following areas in Pakistan? (1-Not effective at all, 10-Very effective)

	Employee of a Ministry			PMU/Consultant on WBG project			Local Government			Bilateral/Multilateral Agency			Private Sector/Financial Sector/Private Bank			Civil Society			Media			Independent Government Institution			Academia			Judiciary Branch			Other		
	N	Mean	SD	N	Mean	SD	N	Mean	SD	N	Mean	SD	N	Mean	SD	N	Mean	SD	N	Mean	SD	N	Mean	SD	N	Mean	SD	N	Mean	SD	N	Mean	SD
Project implementation (or other organizational strengthening)*	33	6.88	1.75	18	7.39	1.42	4	6.00	1.41	9	7.78	1.20	18	5.83	1.76	32	5.81	2.16	4	6.75	2.22	14	7.21	2.16	37	5.65	2.03	10	5.60	2.80	12	5.58	2.35
Citizen engagement (incorporating citizens' voices into development)	30	5.20	2.16	14	5.93	2.59	3	6.00	1.00	8	5.00	2.83	16	5.13	2.39	29	5.10	2.19	4	5.75	3.30	13	5.15	2.12	35	4.94	2.41	10	5.90	3.00	12	4.50	2.58
Policy design (for clarity and better incentives to achieve development goals)	32	6.94	1.87	14	6.79	2.19	3	6.33	1.16	9	6.89	1.97	17	6.18	2.33	28	6.18	2.50	3	6.33	2.31	14	6.93	2.24	35	5.31	2.39	9	6.67	3.54	12	5.50	2.58

When thinking about how to improve capacity building in Pakistan to help ensure better development results, looking forward, how IMPORTANT is it for the World Bank Group to be involved in the following aspects of capacity building? (1-Not important at all, 10-Very important)

	Employee of a Ministry			PMU/Consultant on WBG project			Local Government			Bilateral/Multilateral Agency			Private Sector/Financial Sector/Private Bank			Civil Society			Media			Independent Government Institution			Academia			Judiciary Branch			Other		
	N	Mean	SD	N	Mean	SD	N	Mean	SD	N	Mean	SD	N	Mean	SD	N	Mean	SD	N	Mean	SD	N	Mean	SD	N	Mean	SD	N	Mean	SD	N	Mean	SD
Project implementation (or other organizational strengthening)	37	7.95	1.79	17	8.88	1.76	5	7.00	3.08	10	8.10	2.13	22	7.59	2.32	31	6.90	2.68	4	7.00	2.16	17	7.82	2.40	44	7.34	2.31	11	6.36	3.30	13	7.38	2.06
Citizen engagement (incorporating citizens' voices into development)	37	7.62	2.13	15	7.67	2.29	5	6.80	2.78	9	7.56	2.30	21	7.33	2.27	31	6.68	2.76	4	7.25	2.75	16	7.19	2.46	43	6.93	2.51	11	7.09	2.91	13	7.54	2.07
Policy design (for clarity and better incentives to achieve development goals)	37	8.49	1.77	15	8.67	1.18	5	7.00	3.08	10	8.20	1.32	23	7.91	2.04	28	6.96	2.86	5	7.20	2.39	17	7.88	2.12	45	7.38	2.39	11	7.09	3.39	12	7.08	2.31

**B. Overall Attitudes toward the World Bank Group (continued)**

Which of the following do you identify as the World Bank Group's greatest WEAKNESSES in its work in Pakistan? (Choose no more than TWO)

Percentage of Respondents (Responses combined)	Employee of a Ministry	PMU/ Consultant on WBG project	Local Government	Bilateral/ Multilateral Agency	Private Sector/ Financial Sector/ Private Bank	Civil Society	Media	Independent Government Institution	Academia	Judiciary Branch	Other
Not client focused*	8.9%	5.9%	0.0%	0.0%	3.2%	0.0%	0.0%	0.0%	2.0%	33.3%	6.3%
Not exploring alternative policy options	2.2%	5.9%	0.0%	22.2%	0.0%	5.7%	0.0%	12.5%	2.0%	8.3%	6.3%
Not being able to mobilize relevant knowledge from other countries	4.4%	5.9%	20.0%	11.1%	6.5%	0.0%	0.0%	0.0%	2.0%	0.0%	0.0%
Its advice and strategies do not lend themselves to practical problem solving	13.3%	5.9%	20.0%	11.1%	22.6%	17.1%	20.0%	12.5%	14.0%	0.0%	12.5%
Not enough public disclosure of its work	13.3%	0.0%	0.0%	11.1%	22.6%	17.1%	0.0%	25.0%	12.0%	8.3%	6.3%
Arrogant in its approach	2.2%	11.8%	0.0%	11.1%	0.0%	8.6%	20.0%	6.3%	8.0%	25.0%	0.0%
Being too risk averse	4.4%	5.9%	20.0%	11.1%	0.0%	2.9%	20.0%	12.5%	2.0%	0.0%	6.3%
Staff too inaccessible*	4.4%	0.0%	0.0%	0.0%	6.5%	20.0%	0.0%	6.3%	4.0%	8.3%	31.3%
The credibility of its knowledge/data	4.4%	5.9%	20.0%	0.0%	6.5%	0.0%	0.0%	0.0%	2.0%	8.3%	6.3%
World Bank Group's processes too complex	13.3%	5.9%	0.0%	11.1%	6.5%	14.3%	0.0%	12.5%	4.0%	16.7%	12.5%
Not willing to honestly criticize policies and reform efforts in the country	15.6%	0.0%	0.0%	33.3%	9.7%	5.7%	20.0%	6.3%	8.0%	0.0%	6.3%
Not enough decentralization to the provinces	4.4%	17.6%	20.0%	0.0%	3.2%	2.9%	0.0%	12.5%	6.0%	0.0%	12.5%
Too influenced by developed countries	11.1%	11.8%	0.0%	0.0%	22.6%	22.9%	60.0%	25.0%	26.0%	8.3%	12.5%
Imposing technocratic solutions without regard to political realities	6.7%	29.4%	20.0%	0.0%	6.5%	5.7%	20.0%	0.0%	16.0%	25.0%	6.3%
World Bank Group's processes too slow	20.0%	11.8%	20.0%	22.2%	6.5%	2.9%	0.0%	0.0%	16.0%	0.0%	12.5%
Not aligned with other donors' work	0.0%	0.0%	0.0%	0.0%	3.2%	2.9%	0.0%	0.0%	4.0%	0.0%	6.3%
Not being able to work across sectors	2.2%	0.0%	0.0%	11.1%	0.0%	0.0%	0.0%	0.0%	2.0%	8.3%	0.0%
Not aligned with country priorities	11.1%	17.6%	20.0%	0.0%	6.5%	14.3%	40.0%	18.8%	22.0%	25.0%	0.0%
Not adequately sensitive to political/social realities in Pakistan	15.6%	23.5%	0.0%	22.2%	12.9%	28.6%	0.0%	18.8%	16.0%	0.0%	6.3%
Not collaborating enough with stakeholders outside the Government	8.9%	11.8%	0.0%	22.2%	12.9%	11.4%	0.0%	0.0%	6.0%	8.3%	12.5%
Too narrowly focused on its environmental and social safeguard policies*	15.6%	23.5%	0.0%	0.0%	3.2%	0.0%	0.0%	12.5%	8.0%	0.0%	0.0%
Other	0.0%	0.0%	0.0%	0.0%	3.2%	0.0%	0.0%	0.0%	2.0%	0.0%	0.0%
Don't know	6.7%	0.0%	20.0%	0.0%	19.4%	8.6%	0.0%	6.3%	8.0%	8.3%	18.8%

*Significantly different between stakeholder groups

**B. Overall Attitudes toward the World Bank Group (continued)**

Which World Bank Group's instruments do you believe are the MOST EFFECTIVE in reducing poverty in Pakistan? (Choose no more than TWO)

MOST EFFECTIVE Percentage of Respondents	Employee of a Ministry	PMU/ Consultant on WBG project	Local Government	Bilateral/ Multilateral Agency	Private Sector/ Financial Sector/ Private Bank	Civil Society	Media	Independent Government Institution	Academia	Judiciary Branch	Other
Multi-sectoral approaches	21.4%	25.0%	50.0%	12.5%	31.0%	15.6%	0.0%	31.3%	24.4%	16.7%	23.1%
Knowledge products/services*	4.8%	12.5%	0.0%	25.0%	24.1%	21.9%	80.0%	0.0%	11.1%	0.0%	0.0%
Investment lending	21.4%	31.3%	0.0%	62.5%	13.8%	34.4%	20.0%	25.0%	31.1%	33.3%	23.1%
Technical assistance	38.1%	25.0%	0.0%	12.5%	37.9%	25.0%	0.0%	31.3%	24.4%	25.0%	23.1%
Capacity development*	21.4%	37.5%	75.0%	25.0%	3.4%	28.1%	0.0%	37.5%	33.3%	8.3%	7.7%
Policy based lending / budget support to the Government	11.9%	12.5%	0.0%	37.5%	13.8%	12.5%	0.0%	12.5%	11.1%	8.3%	7.7%
Trust Fund management	7.1%	0.0%	25.0%	12.5%	3.4%	3.1%	0.0%	6.3%	13.3%	0.0%	23.1%
Results-based lending	21.4%	25.0%	25.0%	12.5%	13.8%	12.5%	20.0%	18.8%	11.1%	33.3%	38.5%
Other	0.0%	0.0%	0.0%	0.0%	0.0%	0.0%	0.0%	0.0%	0.0%	8.3%	0.0%
Don't know	2.4%	6.3%	0.0%	0.0%	20.7%	9.4%	0.0%	0.0%	6.7%	8.3%	23.1%

*Significantly different between stakeholder groups

Which World Bank Group's instruments do you believe are the LEAST EFFECTIVE in reducing poverty in Pakistan? (Choose no more than TWO)

LEAST EFFECTIVE Percentage of Respondents	Employee of a Ministry	PMU/ Consultant on WBG project	Local Government	Bilateral/ Multilateral Agency	Private Sector/ Financial Sector/ Private Bank	Civil Society	Media	Independent Government Institution	Academia	Judiciary Branch	Other
Multi-sectoral approaches	22.7%	31.3%	20.0%	14.3%	7.1%	14.3%	0.0%	0.0%	10.0%	15.4%	7.7%
Knowledge products/services	25.0%	18.8%	20.0%	14.3%	7.1%	14.3%	0.0%	17.6%	20.0%	23.1%	30.8%
Investment lending*	4.5%	18.8%	100.0%	14.3%	21.4%	17.1%	20.0%	17.6%	12.5%	7.7%	7.7%
Technical assistance	9.1%	12.5%	0.0%	28.6%	3.6%	8.6%	0.0%	17.6%	12.5%	7.7%	15.4%
Capacity development	13.6%	6.3%	0.0%	0.0%	14.3%	17.1%	20.0%	29.4%	17.5%	15.4%	23.1%
Policy based lending / budget support to the Government	20.5%	18.8%	0.0%	0.0%	32.1%	25.7%	20.0%	11.8%	22.5%	15.4%	7.7%
Trust Fund management	22.7%	25.0%	20.0%	57.1%	7.1%	22.9%	40.0%	17.6%	15.0%	23.1%	7.7%
Results-based lending	15.9%	31.3%	0.0%	28.6%	35.7%	25.7%	20.0%	29.4%	25.0%	23.1%	23.1%
Other	0.0%	0.0%	0.0%	0.0%	0.0%	2.9%	0.0%	0.0%	0.0%	0.0%	7.7%
Don't know	6.8%	6.3%	0.0%	28.6%	21.4%	11.4%	0.0%	11.8%	20.0%	15.4%	30.8%

*Significantly different between stakeholder groups

**B. Overall Attitudes toward the World Bank Group (continued)**

To what extent do you believe that the World Bank Group's work and support help the poorest in Pakistan? (Select only ONE response)*

Percentage of Respondents	Employee of a Ministry	PMU/ Consultant on WBG project	Local Government	Bilateral/ Multilateral Agency	Private Sector/ Financial Sector/ Private Bank	Civil Society	Media	Independent Government Institution	Academia	Judiciary Branch	Other
To a fully sufficient degree	8.7%	10.5%	20.0%	10.0%	-	5.9%	-	-	3.9%	-	-
To a somewhat sufficient degree	34.8%	36.8%	40.0%	40.0%	21.2%	26.5%	60.0%	41.2%	27.5%	23.1%	-
To a somewhat insufficient degree	32.6%	15.8%	20.0%	40.0%	30.3%	29.4%	20.0%	41.2%	25.5%	23.1%	35.7%
To a very insufficient degree	19.6%	21.1%	20.0%	10.0%	24.2%	23.5%	20.0%	17.6%	37.3%	38.5%	35.7%
Don't know	4.3%	15.8%	-	-	24.2%	14.7%	-	-	5.9%	15.4%	28.6%

*Significantly different between stakeholder groups

In addition to the regular relations with the national government, which TWO of the following groups should the World Bank Group collaborate with more in your country? (Choose no more than TWO)

Percentage of Respondents (Responses combined)	Employee of a Ministry	PMU/ Consultant on WBG project	Local Government	Bilateral/ Multilateral Agency	Private Sector/ Financial Sector/ Private Bank	Civil Society	Media	Independent Government Institution	Academia	Judiciary Branch	Other
Academia/think tanks/research institutes*	33.3%	61.1%	20.0%	30.0%	44.1%	26.5%	0.0%	27.8%	72.0%	9.1%	33.3%
Donor community*	8.9%	5.6%	20.0%	40.0%	2.9%	8.8%	0.0%	5.6%	4.0%	18.2%	20.0%
Media*	8.9%	0.0%	20.0%	10.0%	2.9%	5.9%	40.0%	5.6%	2.0%	27.3%	6.7%
Local Government	28.9%	33.3%	40.0%	30.0%	8.8%	32.4%	20.0%	33.3%	22.0%	54.5%	33.3%
Private sector*	11.1%	0.0%	0.0%	30.0%	38.2%	17.6%	20.0%	16.7%	14.0%	27.3%	13.3%
Parliament*	2.2%	16.7%	0.0%	0.0%	11.8%	5.9%	40.0%	0.0%	10.0%	0.0%	0.0%
NGOs/Community-based organizations (CBOs)	11.1%	5.6%	20.0%	10.0%	11.8%	29.4%	20.0%	16.7%	8.0%	0.0%	13.3%
Youth/university groups*	26.7%	11.1%	20.0%	0.0%	32.4%	5.9%	0.0%	27.8%	30.0%	0.0%	6.7%
Beneficiaries*	17.8%	44.4%	0.0%	10.0%	11.8%	17.6%	20.0%	33.3%	12.0%	9.1%	0.0%
Foundations*	4.4%	0.0%	0.0%	10.0%	0.0%	17.6%	20.0%	11.1%	0.0%	9.1%	6.7%
Provincial Governments	35.6%	22.2%	60.0%	30.0%	14.7%	11.8%	20.0%	16.7%	20.0%	18.2%	20.0%
Faith-based organizations	2.2%	0.0%	0.0%	0.0%	2.9%	5.9%	0.0%	5.6%	4.0%	9.1%	6.7%
Other*	2.2%	0.0%	0.0%	0.0%	2.9%	2.9%	0.0%	0.0%	0.0%	9.1%	20.0%
Don't know	2.2%	0.0%	0.0%	0.0%	2.9%	2.9%	0.0%	0.0%	2.0%	0.0%	6.7%

*Significantly different between stakeholder groups

**B. Overall Attitudes toward the World Bank Group (continued)**

To what extent do you agree with the following statements about the World Bank Group's work in Pakistan? (1-Strongly disagree, 10-Strongly agree)

	Employee of a Ministry			PMU/Consultant on WBG project			Local Government			Bilateral/Multilateral Agency			Private Sector/Financial Sector/Private Bank			Civil Society			Media			Independent Government Institution			Academia			Judiciary Branch			Other		
	N	Mean	SD	N	Mean	SD	N	Mean	SD	N	Mean	SD	N	Mean	SD	N	Mean	SD	N	Mean	SD	N	Mean	SD	N	Mean	SD	N	Mean	SD	N	Mean	SD
Overall the WBG currently plays a relevant role in development in Pakistan*	45	6.78	2.16	19	6.32	1.92	5	6.60	1.14	10	7.30	1.16	25	5.60	1.94	34	5.41	2.29	5	7.60	2.30	18	6.17	2.53	48	5.54	2.18	10	5.50	2.27	13	4.92	2.14
The WBG's work is aligned with what I consider the development priorities for Pakistan*	45	6.44	2.08	19	6.26	1.79	5	6.20	1.92	10	6.90	1.10	27	5.44	1.83	33	4.94	2.19	4	7.00	1.63	18	6.11	2.27	48	4.83	2.23	11	5.27	2.57	12	4.50	2.11
The WBG supports programs and strategies that are realistic for Pakistan	45	6.09	2.22	19	6.05	2.17	5	6.40	1.14	10	7.00	0.94	26	5.12	2.01	33	5.42	2.68	4	6.50	2.08	18	5.94	2.31	48	4.98	2.24	10	5.30	2.31	13	5.38	2.10
The WBG treats clients and stakeholders in Pakistan with respect*	43	7.44	1.92	19	7.37	2.54	5	6.40	1.67	10	7.10	1.20	24	6.04	2.18	28	5.79	2.74	4	7.25	1.50	17	7.65	2.55	43	6.16	2.20	10	5.40	2.27	9	7.00	2.24
To maximize the impact of its limited resources, the WBG strategically supports programs where it has the most expertise and/or comparative advantage*	45	7.29	1.94	18	7.28	1.78	4	7.25	1.71	8	7.50	1.20	21	6.24	1.55	32	5.88	2.54	4	6.75	1.71	17	7.53	2.18	40	6.08	2.06	11	6.00	2.57	13	5.92	2.14

*Significantly different between stakeholder groups

**B. Overall Attitudes toward the World Bank Group (continued)**

To what extent is the World Bank Group an effective development partner in Pakistan, in terms of each of the following? (1-To no degree at all, 10-To a very significant degree)

	Employee of a Ministry			PMU/Consultant on WBG project			Local Government			Bilateral/Multilateral Agency			Private Sector/Financial Sector/Private Bank			Civil Society			Media			Independent Government Institution			Academia			Judiciary Branch			Other		
	N	Mean	SD	N	Mean	SD	N	Mean	SD	N	Mean	SD	N	Mean	SD	N	Mean	SD	N	Mean	SD	N	Mean	SD	N	Mean	SD	N	Mean	SD	N	Mean	SD
Responsiveness*	40	6.88	1.88	20	6.70	1.90	4	6.00	1.41	10	7.60	1.08	24	5.25	1.96	34	5.71	2.32	4	6.75	0.50	18	6.28	2.52	42	5.38	2.04	11	5.55	2.38	10	5.40	2.32
Flexibility (in terms of the institution's products and	40	6.23	1.56	20	5.85	1.93	5	6.00	0.71	8	6.75	0.89	26	5.23	2.05	31	5.39	2.00	4	5.50	0.58	17	5.82	1.85	42	5.12	2.03	12	4.42	2.39	5	4.40	1.82
Flexibility (in terms of changing country circumstances)*	38	6.29	1.64	19	5.79	1.65	5	6.00	0.71	8	6.88	0.99	23	5.04	1.67	33	5.06	2.05	4	5.50	1.29	18	5.83	2.07	43	4.91	2.03	11	3.91	2.07	7	4.29	1.80
Being inclusive	41	6.49	1.89	19	6.26	1.66	5	6.00	2.00	9	6.78	0.83	20	5.35	1.73	31	5.48	2.26	4	5.75	1.71	16	6.13	2.19	43	5.12	2.27	11	5.82	2.60	10	5.20	3.23
Openness*	42	7.00	1.95	20	6.60	2.23	4	5.50	0.58	10	6.30	1.57	22	5.95	1.96	32	4.53	2.17	4	5.75	1.26	17	6.18	2.98	45	5.56	2.10	11	2.91	1.22	9	5.22	2.17
Staff accessibility*	43	6.63	2.22	20	6.85	2.30	5	6.40	1.14	10	7.00	1.49	24	5.88	2.15	31	5.10	2.32	3	6.00	1.73	17	5.82	3.23	44	4.75	2.22	10	5.10	2.28	11	4.36	2.38
Straightforwardness & honesty*	42	7.05	2.19	19	7.42	2.06	4	5.75	2.22	10	7.50	2.01	24	6.83	2.35	31	5.32	2.41	4	6.00	1.63	17	6.47	3.02	44	5.36	1.97	11	4.64	2.16	11	6.00	1.79
Ease of access to the people at the WBG who are making decisions important to my work*	41	6.15	2.38	20	6.30	2.13	5	6.00	1.87	10	7.10	1.66	22	5.77	2.43	31	4.87	2.25	4	6.25	1.50	16	5.63	2.92	37	4.70	2.17	11	5.36	2.29	11	4.55	2.98
Collaboration with civil society	37	6.35	2.04	18	5.78	1.96	5	6.60	1.52	6	6.17	1.17	23	5.00	2.45	34	5.50	2.43	4	6.25	1.89	16	5.31	2.55	41	5.63	2.14	11	5.73	2.97	7	5.00	2.16
Collaboration with the Government*	44	8.16	1.64	17	7.59	2.03	5	6.80	1.64	9	7.89	1.36	23	6.78	2.09	34	6.65	2.36	4	7.25	2.22	18	7.17	2.46	46	6.83	1.98	11	5.82	2.44	11	6.82	1.78
Collaboration with other donors and development partners*	35	8.06	1.45	17	6.53	1.81	5	6.40	1.67	9	7.00	0.87	21	6.43	1.50	34	6.41	2.30	3	5.67	1.53	16	6.56	2.25	42	6.31	1.89	10	5.50	2.64	9	6.78	2.59
Collaboration with the private sector	31	6.71	1.85	14	5.86	2.35	5	6.80	2.17	9	6.33	1.50	27	5.07	1.92	33	5.55	2.12	3	5.67	0.58	16	5.56	2.42	44	5.25	1.89	10	5.00	2.71	9	6.00	2.45
The speed in which it gets things accomplished on the ground	39	6.23	1.99	19	6.32	1.92	4	7.25	1.71	8	6.88	2.30	23	5.00	2.45	34	5.47	1.99	3	6.33	1.16	18	5.94	2.60	39	5.03	2.24	10	5.00	2.45	8	4.75	1.98
Being a long-term partner	39	7.67	2.24	15	7.20	2.21	3	6.33	1.53	10	8.00	1.05	24	6.58	2.28	31	6.35	2.18	4	7.25	2.06	18	7.11	3.12	44	6.59	2.02	11	5.55	2.81	11	6.91	2.02

*Significantly different between stakeholder groups

To be more effective development partner in Pakistan, do you believe that the World Bank Group should have? (Select only ONE response)*

Percentage of Respondents	Employee of a Ministry	PMU/Consultant on WBG project	Local Government	Bilateral/Multilateral Agency	Private Sector/Financial Sector/Private Bank	Civil Society	Media	Independent Government Institution	Academia	Judiciary Branch	Other
More local presence	73.3%	55.0%	60.0%	30.0%	58.1%	61.1%	100.0%	66.7%	72.0%	30.8%	56.3%
The current level of local presence is adequate	17.8%	30.0%	20.0%	60.0%	16.1%	11.1%	-	16.7%	14.0%	-	18.8%
Less local presence	2.2%	15.0%	-	-	6.5%	19.4%	-	16.7%	10.0%	46.2%	6.3%
Don't know	6.7%	-	20.0%	10.0%	19.4%	8.3%	-	-	4.0%	23.1%	18.8%

*Significantly different between stakeholder groups

**B. Overall Attitudes toward the World Bank Group (continued)**

When World Bank Group assisted reform efforts fail or are slow to take place, which of the following would you attribute this to? (Choose no more than TWO)

Percentage of Respondents (Responses combined)	Employee of a Ministry	PMU/ Consultant on WBG project	Local Government	Bilateral/ Multilateral Agency	Private Sector/ Financial Sector/ Private Bank	Civil Society	Media	Independent Government Institution	Academia	Judiciary Branch	Other
The World Bank Group does not do adequate follow through/follow-up	11.9%	10.0%	20.0%	0.0%	9.7%	14.3%	40.0%	22.2%	12.0%	0.0%	13.3%
Strict compliance requirements with the World Bank Group's environment and social safeguard policies	14.3%	10.0%	40.0%	10.0%	6.5%	14.3%	0.0%	11.1%	22.0%	0.0%	6.7%
The World Bank Group is not sensitive enough to political/social realities on the ground	33.3%	35.0%	0.0%	10.0%	32.3%	42.9%	20.0%	27.8%	44.0%	23.1%	33.3%
Lack of/inadequate levels of capacity in Government	35.7%	55.0%	20.0%	50.0%	32.3%	14.3%	20.0%	27.8%	24.0%	23.1%	20.0%
There is not an adequate level of citizen/civil society participation	11.9%	15.0%	40.0%	10.0%	16.1%	28.6%	0.0%	22.2%	10.0%	15.4%	6.7%
The World Bank Group works too slowly	14.3%	0.0%	0.0%	0.0%	9.7%	11.4%	20.0%	16.7%	2.0%	7.7%	20.0%
The Government works inefficiently	9.5%	25.0%	20.0%	30.0%	19.4%	25.7%	20.0%	38.9%	32.0%	23.1%	33.3%
Political pressures and obstacles*	7.1%	30.0%	40.0%	30.0%	45.2%	17.1%	20.0%	16.7%	14.0%	30.8%	13.3%
Reforms are not well thought out in light of country challenges*	38.1%	15.0%	0.0%	40.0%	12.9%	11.4%	40.0%	5.6%	30.0%	23.1%	20.0%
Poor donor coordination	2.4%	0.0%	0.0%	0.0%	3.2%	5.7%	0.0%	5.6%	4.0%	7.7%	0.0%
Other*	0.0%	0.0%	0.0%	10.0%	0.0%	0.0%	0.0%	0.0%	0.0%	15.4%	13.3%

*Significantly different between stakeholder groups



C. World Bank Group's Sectoral Effectiveness and Results

In your opinion, how IMPORTANT is it for the World Bank Group to be involved in the following areas of development in Pakistan? (1-Not important at all, 10-Very important)

	Employee of a Ministry			PMU/Consultant on WBG project			Local Government			Bilateral/Multilateral Agency			Private Sector/Financial Sector/Private Bank			Civil Society			Media			Independent Government Institution			Academia			Judiciary Branch			Other		
	N	Mean	SD	N	Mean	SD	N	Mean	SD	N	Mean	SD	N	Mean	SD	N	Mean	SD	N	Mean	SD	N	Mean	SD	N	Mean	SD	N	Mean	SD	N	Mean	SD
Education and skill enhancement	41	9.32	1.19	19	9.21	1.40	5	8.40	2.07	10	8.20	1.62	30	8.83	1.66	32	8.31	2.06	5	8.40	2.07	17	8.59	1.91	47	8.32	2.02	12	7.75	2.90	12	9.33	1.37
Youth development	33	8.06	2.05	19	7.63	2.24	5	8.00	1.58	10	6.50	1.84	29	7.93	2.10	32	7.94	1.88	4	8.50	2.38	16	7.63	2.16	41	7.24	2.19	12	7.58	2.88	14	8.00	1.88
Health and population	34	8.79	1.59	19	8.74	1.10	4	7.50	2.08	9	7.56	1.42	29	7.83	2.14	32	8.13	1.74	3	8.33	2.89	17	8.06	2.33	40	7.60	2.12	10	7.90	2.89	13	8.92	1.55
Law and justice	35	7.80	2.04	19	8.42	1.81	5	7.80	1.79	10	5.80	2.35	28	7.11	2.62	30	7.67	2.44	3	7.00	4.36	16	8.31	2.12	43	7.49	2.54	12	7.58	2.78	12	7.83	2.82
Social protection	34	7.29	2.04	19	6.89	2.42	5	6.40	1.34	10	7.80	1.32	27	6.93	1.86	32	7.47	1.97	2	6.00	2.83	16	7.00	1.67	42	6.62	2.31	12	7.08	2.58	13	6.54	2.40
Poverty reduction	37	8.38	1.80	19	8.74	1.76	5	6.60	1.52	10	8.60	1.43	29	8.03	1.80	33	8.18	1.70	4	8.25	2.87	16	8.38	1.86	44	7.86	2.28	12	7.67	2.71	12	8.25	1.91
Disaster management and risk reduction	34	7.15	2.34	19	8.58	1.50	5	6.80	1.30	10	7.70	1.70	29	6.79	2.16	30	7.17	1.93	3	7.33	0.58	16	6.75	2.15	42	7.55	1.98	11	6.73	2.69	12	6.58	1.93
Water, sanitation, and hygiene*	36	8.44	1.52	18	9.06	1.43	5	7.80	1.79	10	7.40	1.65	28	6.86	1.96	32	7.66	1.62	3	7.33	2.89	16	7.94	1.88	42	7.69	2.10	13	6.77	2.74	13	7.69	2.36
Nutrition*	35	7.86	1.87	18	8.11	2.19	5	6.20	2.17	10	6.60	1.78	28	6.75	2.12	31	7.26	1.91	3	6.67	2.52	16	7.00	2.03	42	7.36	2.20	11	5.18	3.31	13	7.15	2.41
Public sector and civil service reform*	36	8.14	1.97	18	7.17	2.53	5	7.80	1.64	10	7.00	1.70	27	7.11	2.23	31	7.48	1.88	3	8.00	2.65	15	8.47	1.85	42	6.88	2.63	12	5.50	2.43	13	7.08	2.40
Domestic private sector dev.*	33	7.67	1.53	19	8.16	1.54	5	6.20	0.84	10	7.60	1.08	25	6.96	2.26	31	7.29	1.90	3	7.67	2.52	16	7.19	2.26	42	6.43	2.29	12	6.08	2.61	11	8.00	1.84
Economic growth	36	8.94	1.24	19	8.74	1.24	5	7.20	1.64	10	7.80	2.15	30	7.83	1.64	33	7.73	2.04	2	7.50	3.54	17	8.24	2.31	42	7.45	2.23	12	7.75	3.02	13	8.31	1.60
Public financial management	36	8.33	1.37	20	8.10	1.65	5	8.00	1.23	10	7.90	0.99	26	7.42	1.58	32	7.25	2.05	3	6.33	3.06	17	7.71	2.47	41	7.15	2.23	13	7.00	2.71	12	8.00	1.54
Job creation/employment	38	8.55	1.57	19	8.63	1.74	5	7.80	1.92	10	7.60	1.84	29	7.34	1.65	30	7.53	2.43	4	7.50	3.11	17	7.94	2.44	43	7.40	2.31	11	7.36	3.33	13	8.15	1.82
Regulatory framework	35	7.49	1.85	18	7.17	2.46	5	6.60	1.52	10	7.10	1.45	25	6.56	2.04	31	6.94	2.07	3	6.67	3.22	16	7.81	2.37	42	7.19	2.29	12	7.25	2.63	10	6.90	2.47
Financial sector	37	8.08	1.40	18	8.06	2.04	5	6.60	1.14	10	7.40	2.32	27	6.81	1.90	31	7.23	1.77	4	7.50	3.11	16	8.06	1.98	40	7.15	2.07	13	7.38	2.50	12	7.92	1.78
Anti-corruption and transparency	40	8.45	1.62	17	9.12	1.22	5	6.40	1.82	10	7.90	1.29	27	7.52	2.12	32	7.50	2.49	2	9.50	0.71	15	8.67	2.13	44	7.80	2.27	12	8.50	2.61	10	8.30	2.11
Transport	36	7.86	1.89	19	7.79	1.55	5	6.80	1.10	10	7.70	2.36	30	7.47	2.08	33	7.12	2.33	2	9.00	1.41	14	7.00	2.25	40	7.03	2.09	13	5.85	2.61	13	7.85	2.27
Communication network*	36	7.47	1.92	19	8.05	1.68	5	7.00	1.23	9	6.33	2.18	27	5.85	2.40	31	6.52	2.11	2	8.50	2.12	15	6.53	2.33	41	6.88	2.52	12	6.17	2.55	12	7.92	1.68
Energy	43	9.19	1.55	20	9.40	0.75	5	7.20	1.30	10	9.10	1.10	30	8.93	1.62	33	8.73	1.63	5	9.00	2.24	17	9.00	2.09	46	8.72	1.75	12	8.42	2.61	15	9.13	1.51
Urban development	36	7.64	1.82	19	7.84	1.71	5	7.20	0.84	10	7.30	2.21	28	6.21	2.41	30	6.77	1.92	3	5.33	3.51	16	7.63	2.28	42	7.38	2.06	12	6.58	3.00	11	7.36	1.86
Regional cooperation	36	7.53	2.34	19	8.79	1.08	5	7.80	1.92	10	7.60	2.17	26	7.54	2.02	32	7.44	2.26	3	6.00	2.00	17	7.41	2.72	44	7.52	2.24	13	7.38	3.28	12	6.92	2.35
Foreign direct investment	37	8.62	1.67	19	7.89	1.91	5	7.80	1.30	10	7.70	1.83	27	7.78	1.63	31	7.03	1.84	3	10.00	0.00	16	7.25	2.65	44	8.09	1.97	13	7.15	3.00	11	7.73	1.95
Trade and exports	37	8.32	2.06	18	8.33	1.75	5	8.00	1.23	10	8.30	1.06	29	8.17	1.85	32	7.88	1.98	3	7.00	3.00	17	8.06	2.66	43	7.93	1.99	13	7.62	2.73	12	8.50	1.51
Global cooperation	35	7.51	2.33	18	7.67	2.35	5	7.00	1.00	10	8.30	1.16	28	7.21	1.50	30	7.43	1.92	4	6.50	3.00	16	8.00	2.16	41	7.39	2.07	11	7.82	2.75	11	7.82	1.40
Agricultural dev. and irrigation	45	8.73	1.70	20	8.95	1.32	5	8.00	1.87	10	8.70	1.49	30	7.83	2.00	33	8.42	1.92	5	8.40	2.07	18	8.61	1.91	46	8.00	1.99	13	7.62	2.69	14	8.71	1.77
Food security*	35	8.37	1.50	18	8.67	1.24	5	8.20	1.48	10	7.90	1.73	28	7.21	2.11	33	8.09	1.83	3	7.33	3.79	15	7.20	2.21	44	7.55	1.91	11	6.36	2.84	14	8.86	1.41
Gender*	37	7.59	2.03	19	7.26	2.45	5	7.80	1.64	10	6.50	1.78	25	5.96	2.78	31	6.94	2.10	5	8.20	1.30	15	7.47	2.30	41	6.39	2.48	13	5.15	3.36	12	7.08	2.19
Equality of opportunity	42	8.17	2.19	19	8.00	1.76	5	6.80	1.92	10	7.10	1.79	31	7.16	2.52	31	7.90	1.97	3	8.67	1.53	15	7.40	2.38	48	7.65	2.24	13	7.46	3.31	14	7.57	2.38
Environmental sustainability*	38	7.89	1.45	19	7.68	1.83	5	6.60	0.89	10	7.70	1.42	25	6.36	2.36	33	7.48	2.05	4	8.25	1.71	17	7.18	2.40	41	6.71	2.26	12	5.08	2.88	14	7.50	1.99
Natural resource management	41	8.46	1.54	19	8.47	1.68	5	6.80	0.84	10	7.40	1.35	28	7.04	2.70	31	7.87	1.98	3	7.33	1.16	16	8.50	1.79	47	7.74	2.36	12	7.00	3.16	13	8.15	2.08
Climate change	36	7.67	1.93	19	7.47	1.61	4	6.50	1.92	10	7.90	1.10	29	6.21	2.54	33	7.27	2.17	4	7.00	0.82	16	6.88	1.75	43	6.91	2.41	12	5.75	3.05	12	7.17	2.52
Others*	5	9.60	0.55	3	9.33	0.58							2	6.00	1.41	2	8.50	0.71				2	6.00	4.24	4	9.75	0.50	1	1.00	.			

*Significantly different between stakeholder groups

**C. World Bank Group's Sectoral Effectiveness and Results (continued)**

How EFFECTIVE do you believe the World Bank Group is in terms of the work it does in the following areas of development in Pakistan? (1-Not effective at all, 10-Very effective)

	Employee of a Ministry			PMU/Consultant on WBG project			Local Government			Bilateral/Multilateral Agency			Private Sector/Financial Sector/Private Bank			Civil Society			Media			Independent Government Institution			Academia			Judiciary Branch			Other		
	N	Mean	SD	N	Mean	SD	N	Mean	SD	N	Mean	SD	N	Mean	SD	N	Mean	SD	N	Mean	SD	N	Mean	SD	N	Mean	SD	N	Mean	SD	N	Mean	SD
Water, sanitation, and hygiene	25	6.72	2.56	12	6.33	2.35	2	8.00	1.41	6	6.00	2.19	14	5.86	1.92	27	5.44	2.33	3	7.00	2.00	13	5.85	2.70	36	5.25	2.18	10	5.10	2.69	10	5.50	2.76
Nutrition	21	6.14	2.27	13	5.62	1.56	2	9.00	1.41	6	5.83	2.32	15	5.80	1.97	25	5.44	2.49	3	6.67	1.53	12	5.50	1.73	37	5.41	2.20	11	5.18	2.23	12	6.08	2.64
Health and population	25	7.00	1.87	12	6.00	1.71	2	8.50	2.12	7	5.86	1.57	17	6.29	2.29	27	5.81	2.39	3	7.00	2.00	14	5.71	2.27	37	5.49	2.09	12	5.83	2.79	12	6.00	3.05
Law and justice	24	6.08	2.17	9	5.44	2.51	3	6.33	2.08	5	5.00	2.74	13	4.77	3.03	26	4.12	2.36	3	5.00	2.65	13	4.77	2.24	34	4.74	2.22	10	5.40	3.69	8	5.25	3.62
Social protection	27	6.70	2.37	11	5.91	1.92	3	7.33	0.58	6	7.17	1.60	16	5.50	2.25	27	5.81	2.51	3	5.33	1.16	12	5.17	1.85	34	5.03	2.17	12	6.42	3.00	12	5.92	2.64
Poverty reduction	30	6.77	2.11	16	6.31	2.02	3	6.67	1.53	7	7.29	1.50	20	5.95	2.67	29	6.03	2.71	3	6.67	4.04	15	6.00	2.70	42	5.50	2.19	12	5.58	3.23	13	6.23	2.49
Disaster management and risk reduction	30	6.47	2.21	13	6.77	1.92	2	8.00	0.00	8	7.25	1.49	15	6.20	2.62	26	5.46	2.04	4	8.00	1.63	14	5.14	2.54	38	5.29	2.16	12	5.17	2.89	10	5.50	3.10
Education and skill enhancement	30	6.87	2.15	16	6.75	2.27	2	7.50	2.12	9	6.89	1.17	21	6.24	2.00	27	5.93	2.15	3	8.00	1.73	14	6.21	3.07	37	5.70	2.32	12	5.75	3.31	10	5.90	2.85
Youth development	22	5.64	2.08	10	5.40	1.84	2	6.50	0.71	6	5.67	1.75	20	5.80	1.88	26	5.38	2.21	2	6.50	0.71	12	5.75	2.86	38	5.24	2.16	11	5.18	3.40	9	5.11	3.02
Public sector and civil service reform*	30	6.17	2.14	14	6.29	2.37	2	6.50	0.71	8	6.00	1.93	15	5.47	2.23	25	5.32	2.29	3	6.33	1.53	15	6.13	2.07	33	4.18	2.02	12	4.67	2.06	12	5.17	2.79
Domestic private sector dev.	21	5.43	2.36	10	4.60	1.84	2	7.50	0.71	5	6.40	2.30	15	5.80	2.46	26	5.38	2.32	3	6.00	1.00	11	6.18	2.36	35	4.63	1.90	10	5.30	2.54	10	4.90	2.85
Anti-corruption and transparency	25	5.72	2.59	14	5.79	2.94	2	6.50	0.71	5	5.60	2.30	16	5.75	2.32	27	4.30	2.42	3	5.00	3.00	13	5.23	2.80	35	4.34	1.96	10	5.70	3.86	11	5.27	3.20
Public financial management*	28	6.93	1.78	14	6.57	2.31	3	6.67	2.52	8	6.63	1.19	18	6.22	2.10	25	5.28	2.23	4	6.50	2.89	14	5.79	1.93	35	4.49	1.93	11	4.09	2.21	10	5.50	3.14
Job creation/employment	24	5.29	2.35	13	6.15	2.38	3	6.33	0.58	6	5.83	1.94	17	6.12	2.34	26	4.88	2.61	3	5.33	2.52	14	5.50	2.50	37	4.73	2.22	11	5.55	3.33	10	6.10	3.07
Regulatory framework	24	6.29	1.68	11	5.45	1.92	3	6.67	0.58	8	6.38	1.51	14	5.93	2.34	26	5.46	2.69	2	7.50	2.12	14	6.36	2.17	35	4.71	2.02	11	5.55	2.16	10	5.30	3.20
Financial sector	28	6.71	1.96	10	5.40	2.22	3	6.67	1.16	7	6.29	1.50	18	6.06	2.04	27	5.19	2.34	3	6.33	3.51	12	5.92	2.31	37	5.05	2.08	11	5.36	3.14	10	6.30	2.75
Economic growth*	28	7.11	1.69	12	6.33	2.02	3	7.33	1.53	8	6.88	1.55	18	6.56	2.09	27	5.30	2.30	3	7.00	3.00	16	7.00	2.34	38	5.37	2.12	11	5.00	3.16	11	5.82	2.09
Transport	28	6.25	1.90	13	5.77	2.28	3	7.00	1.00	7	6.71	2.87	16	5.75	2.41	29	5.14	2.42	3	6.00	1.73	12	6.25	2.63	35	4.86	1.85	11	4.45	2.30	13	5.38	2.66
Communication network	22	5.77	1.41	13	5.38	1.76	3	7.33	0.58	4	5.25	2.50	13	5.00	1.96	26	5.00	2.51	3	6.00	2.00	10	5.30	2.45	32	5.03	1.79	11	4.91	2.77	10	4.40	2.32
Energy	31	6.32	2.14	17	6.65	1.97	3	7.33	1.16	8	7.75	1.39	15	6.47	2.30	27	5.93	2.50	4	7.25	2.22	13	6.69	2.25	38	5.37	2.25	12	5.92	3.42	12	5.00	2.83
Urban development	22	5.73	1.93	10	5.30	2.21	2	8.50	0.71	6	5.83	2.56	14	6.07	2.30	25	5.40	2.48	3	4.67	1.53	10	5.90	2.56	35	5.23	2.29	11	4.73	2.28	9	4.22	2.28
Trade and exports	21	6.29	2.05	10	5.50	2.64	3	7.67	1.53	7	6.71	1.25	13	5.31	1.80	24	5.00	2.43	3	4.00	1.00	11	6.09	2.51	34	4.91	2.12	11	5.82	3.34	10	5.40	2.88
Foreign direct investment	21	6.57	1.96	13	6.00	2.38	3	8.33	0.58	5	5.00	2.55	15	5.73	2.19	25	5.20	2.36	3	4.33	1.53	11	6.18	2.52	36	4.83	1.94	11	5.00	3.19	10	5.00	2.79
Regional cooperation	23	6.52	1.76	8	5.88	1.81	3	8.00	1.00	7	6.57	1.40	13	5.69	2.56	26	5.46	2.45	3	5.00	2.00	11	5.91	2.95	37	5.46	2.13	11	5.45	3.59	11	5.55	2.62
Global cooperation	24	6.50	1.91	10	6.30	1.95	3	8.00	2.00	6	7.00	0.63	15	5.67	2.38	25	5.68	2.51	4	5.50	2.38	10	5.80	2.57	35	5.03	2.16	11	5.18	3.49	10	6.20	2.35
Agricultural dev. and irrigation	25	7.00	1.94	15	6.93	2.52	3	7.33	0.58	7	6.29	1.70	18	6.11	2.17	27	5.93	2.30	4	5.75	1.26	13	6.62	2.50	36	5.17	2.12	11	4.73	2.76	11	5.55	2.91
Food security	20	6.25	1.97	13	5.62	2.69	3	8.33	0.58	7	5.43	2.23	13	5.23	1.69	27	5.56	2.36	3	5.00	1.00	12	6.00	2.49	37	4.97	2.40	11	3.82	1.72	9	5.33	2.87
Gender	29	6.59	1.94	14	5.86	2.28	3	7.33	0.58	7	6.00	2.31	16	6.00	1.83	27	5.44	2.06	4	6.50	1.29	13	5.92	2.22	35	5.43	1.96	12	4.58	2.47	9	5.22	2.82
Equality of opportunity	25	6.36	1.91	11	5.00	2.68	3	8.67	0.58	7	6.29	2.29	15	5.47	2.26	28	5.82	2.31	3	5.33	2.08	14	6.21	2.05	38	5.08	2.29	11	5.82	3.55	10	4.70	2.91
Environmental sustainability*	26	6.73	1.80	14	6.64	2.17	3	6.67	0.58	8	6.75	2.12	14	5.50	1.40	26	5.38	2.19	3	4.67	1.16	14	6.00	2.69	35	4.83	2.01	12	4.17	2.13	10	5.30	3.02
Natural resource management	20	6.25	1.48	14	6.29	2.43	3	7.33	1.16	7	6.86	1.35	11	5.27	2.33	24	5.75	2.40	3	5.00	1.00	13	6.00	2.65	33	4.88	2.06	11	5.45	3.62	9	4.78	2.82
Climate change*	23	6.52	1.34	11	6.27	2.65	3	7.33	1.53	7	6.14	1.86	14	4.93	2.06	26	5.19	2.21	4	5.50	2.38	13	6.31	2.02	34	4.59	2.09	12	4.17	2.37	8	4.75	3.24
Others	2	3.50	0.71	2	3.50	0.71	1	7.00	1	2.00	.	2	4.00	4.24	.	.	.	3	4.33	2.52	2	4.50	0.71	2	4.50	0.71	1	1.00	.

*Significantly different between stakeholder groups

**C. World Bank Group's Effectiveness and Results (continued)**

To what extent do you agree/disagree with the following statements about the cash transfer and social protection programs in Pakistan? (1-Strongly disagree, 10-Strongly agree)

	Employee of a Ministry			PMU/Consultant on WBG project			Local Government			Bilateral/Multilateral Agency			Private Sector/Financial Sector/Private Bank			Civil Society			Media			Independent Government Institution			Academia			Judiciary Branch			Other		
	N	Mean	SD	N	Mean	SD	N	Mean	SD	N	Mean	SD	N	Mean	SD	N	Mean	SD	N	Mean	SD	N	Mean	SD	N	Mean	SD	N	Mean	SD	N	Mean	SD
The introduction of technology based systems in social safety net operations has increased transparency, accountability, and overall impact.	37	7.51	2.48	16	6.31	2.27	4	7.50	0.58	8	7.50	1.69	25	6.28	2.53	30	6.97	2.50	5	6.60	3.36	16	7.75	2.05	45	6.87	2.18	11	6.09	3.36	13	7.23	2.71
Inclusion of education for primary school age children in cash transfer program is a good way to invest in human capital.	40	7.90	2.34	17	6.59	2.03	4	8.25	1.26	9	7.56	1.59	26	6.96	2.41	31	7.00	2.79	3	9.67	0.58	15	7.60	2.17	45	7.04	2.07	11	5.82	3.03	13	6.85	2.54
The National Safety Net platform managed by an independent board of directors helps strengthen the WBG's social protection programs in Pakistan.	35	7.60	2.12	14	6.86	1.46	4	7.50	0.58	7	7.14	1.77	23	7.04	2.42	30	7.40	2.30	4	8.50	1.73	12	7.08	2.02	40	6.60	2.06	11	5.73	3.13	9	6.89	2.80

Where are the World Bank Group's decisions made primarily that support the program in Pakistan? (Select only ONE response)

Percentage of Respondents	Employee of a Ministry	PMU/Consultant on WBG project	Local Government	Bilateral/Multilateral Agency	Private Sector/Financial Sector/Private Bank	Civil Society	Media	Independent Government Institution	Academia	Judiciary Branch	Other
At the Headquarters (in Washington D.C.)	52.3%	50.0%	40.0%	60.0%	34.4%	51.6%	60.0%	41.2%	46.9%	45.5%	43.8%
In the country	27.3%	44.4%	-	20.0%	28.1%	25.8%	40.0%	47.1%	26.5%	27.3%	12.5%
Don't know	20.5%	5.6%	60.0%	20.0%	37.5%	22.6%	-	11.8%	26.5%	27.3%	43.8%

	Employee of a Ministry			PMU/Consultant on WBG project			Local Government			Bilateral/Multilateral Agency			Private Sector/Financial Sector/Private Bank			Civil Society			Media			Independent Government Institution			Academia			Judiciary Branch			Other		
	N	Mean	SD	N	Mean	SD	N	Mean	SD	N	Mean	SD	N	Mean	SD	N	Mean	SD	N	Mean	SD	N	Mean	SD	N	Mean	SD	N	Mean	SD	N	Mean	SD
To what extent does the WBG's work help to achieve development results in Pakistan?*	42	6.48	1.95	19	6.63	1.64	4	7.50	1.73	10	7.30	1.16	28	6.11	1.64	30	5.67	2.07	5	6.00	2.45	18	6.56	2.20	46	5.59	1.89	10	4.40	2.12	13	5.08	1.66

(1-To no degree at all, 10-To a very significant degree) *Significantly different between stakeholder groups

To what extent do you agree with the following statements about the World Bank Group in Pakistan? (1-Strongly disagree, 10-Strongly agree)

	Employee of a Ministry			PMU/Consultant on WBG project			Local Government			Bilateral/Multilateral Agency			Private Sector/Financial Sector/Private Bank			Civil Society			Media			Independent Government Institution			Academia			Judiciary Branch			Other		
	N	Mean	SD	N	Mean	SD	N	Mean	SD	N	Mean	SD	N	Mean	SD	N	Mean	SD	N	Mean	SD	N	Mean	SD	N	Mean	SD	N	Mean	SD	N	Mean	SD
The WBG's financial instruments meet the needs of Pakistan*	39	5.67	1.99	19	5.89	2.31	4	6.75	0.96	10	7.00	1.33	26	4.85	1.49	28	5.07	2.58	4	5.75	2.22	17	5.88	2.45	46	4.52	2.13	10	3.70	1.83	13	4.62	2.69
The WBG meets Pakistan's needs for knowledge services	39	5.90	1.89	18	5.72	2.24	4	6.75	1.71	9	6.56	1.24	28	5.21	1.87	29	5.55	2.34	4	6.00	3.16	17	5.76	2.46	46	5.41	2.20	9	4.22	3.03	12	4.92	2.43

*Significantly different between stakeholder groups

**C. World Bank Group's Effectiveness and Results (continued)**

	Employee of a Ministry			PMU/Consultant on WBG project			Local Government			Bilateral/Multilateral Agency			Private Sector/Financial Sector/Private Bank			Civil Society			Media			Independent Government Institution			Academia			Judiciary Branch			Other		
	N	Mean	SD	N	Mean	SD	N	Mean	SD	N	Mean	SD	N	Mean	SD	N	Mean	SD	N	Mean	SD	N	Mean	SD	N	Mean	SD	N	Mean	SD	N	Mean	SD
Overall, how effective is the WBG at using its convening power to mobilize outside or additional support and resources for development in Pakistan?	37	6.22	2.03	15	6.20	1.94	4	6.75	2.63	10	7.40	1.84	22	6.00	1.45	26	5.62	2.12	5	6.00	1.23	16	5.94	2.27	43	5.53	1.94	11	5.55	2.46	11	4.91	2.91

(1-Not effective at all, 10-Very effective)

	Employee of a Ministry			PMU/Consultant on WBG project			Local Government			Bilateral/Multilateral Agency			Private Sector/Financial Sector/Private Bank			Civil Society			Media			Independent Government Institution			Academia			Judiciary Branch			Other		
	N	Mean	SD	N	Mean	SD	N	Mean	SD	N	Mean	SD	N	Mean	SD	N	Mean	SD	N	Mean	SD	N	Mean	SD	N	Mean	SD	N	Mean	SD	N	Mean	SD
To what extent do you believe the WBG measures and corrects its work in real time in Pakistan?*	39	6.44	1.73	18	6.11	1.84	4	6.00	1.41	9	7.00	1.23	25	6.08	1.91	30	5.20	2.24	4	5.75	1.71	15	6.33	2.23	39	5.56	1.90	11	4.55	2.21	12	4.92	2.35

(1-To no degree at all, 10-To a very significant degree) *Significantly different between stakeholder groups

D. The IFC and World Bank**Are you aware of the IFC (International Finance Corporation), the private sector arm of the World Bank Group?***

Percentage of Respondents	Employee of a Ministry	PMU/Consultant on WBG project	Local Government	Bilateral/Multilateral Agency	Private Sector/Financial Sector/Private Bank	Civil Society	Media	Independent Government Institution	Academia	Judiciary Branch	Other
Yes	53.5%	33.3%	-	70.0%	51.5%	33.3%	40.0%	33.3%	44.7%	7.7%	46.7%
No	46.5%	66.7%	100.0%	30.0%	48.5%	66.7%	60.0%	66.7%	55.3%	92.3%	53.3%

*Significantly different between stakeholder groups

Has your organization availed any services from the IFC?

Percentage of Respondents	Employee of a Ministry	PMU/Consultant on WBG project	Local Government	Bilateral/Multilateral Agency	Private Sector/Financial Sector/Private Bank	Civil Society	Media	Independent Government Institution	Academia	Judiciary Branch	Other
Yes	29.2%	-	-	28.6%	25.0%	33.3%	-	60.0%	10.0%	-	28.6%
No	70.8%	100.0%	-	71.4%	75.0%	66.7%	100.0%	40.0%	90.0%	100.0%	71.4%

Please indicate the type of services your organization availed from the IFC in the past five years. (Please choose all that apply)

Percentage of Respondents (Responses combined)	Employee of a Ministry	PMU/Consultant on WBG project	Local Government	Bilateral/Multilateral Agency	Private Sector/Financial Sector/Private Bank	Civil Society	Media	Independent Government Institution	Academia	Judiciary Branch	Other
Loan	28.6%	-	-	0.0%	25.0%	33.3%	-	33.3%	0.0%	-	50.0%
Equity	0.0%	-	-	0.0%	25.0%	33.3%	-	0.0%	0.0%	-	0.0%
Guarantee	14.3%	-	-	0.0%	25.0%	0.0%	-	33.3%	0.0%	-	0.0%
Advisory services	57.1%	-	-	50.0%	50.0%	0.0%	-	33.3%	66.7%	-	50.0%
Don't know	14.3%	-	-	0.0%	0.0%	33.3%	-	33.3%	33.3%	-	0.0%
Others	0.0%	-	-	50.0%	25.0%	0.0%	-	0.0%	33.3%	-	0.0%

**D. The IFC and World Bank (continued)**

Do your projects involve both the World Bank and the IFC?

Percentage of Respondents	Employee of a Ministry	PMU/ Consultant on WBG project	Local Government	Bilateral/ Multilateral Agency	Private Sector/ Financial Sector/ Private Bank	Civil Society	Media	Independent Government Institution	Academia	Judiciary Branch	Other
Yes	29.2%	-	-	28.6%	18.8%	27.3%	-	16.7%	5.3%	-	33.3%
No	70.8%	100.0%	-	71.4%	81.3%	72.7%	100.0%	83.3%	94.7%	100.0%	66.7%

If yes, what was your view of how the two institutions work together in Pakistan? (Select only ONE response)

Percentage of Respondents	Employee of a Ministry	PMU/ Consultant on WBG project	Local Government	Bilateral/ Multilateral Agency	Private Sector/ Financial Sector/ Private Bank	Civil Society	Media	Independent Government Institution	Academia	Judiciary Branch	Other
The two institutions work well together	12.5%	-	-	50.0%	33.3%	-	-	100.0%	-	-	-
The way the two institutions work together needs improvement	62.5%	100.0%	-	-	-	66.70%	-	-	100.0%	-	100.0%
The two institutions do not work well together	-	-	-	50.00%	-	33.30%	-	-	-	-	-
Don't know	25.00%	-	-	-	66.70%	-	-	-	-	-	-

How would you describe the overall impact of IFC advisory/investment services on your organization? (Select only ONE response)

Percentage of Respondents	Employee of a Ministry	PMU/ Consultant on WBG project	Local Government	Bilateral/ Multilateral Agency	Private Sector/ Financial Sector/ Private Bank	Civil Society	Media	Independent Government Institution	Academia	Judiciary Branch	Other
Very positive impact	15.0%	-	-	-	6.3%	-	-	-	10.0%	-	20.0%
Somewhat positive impact	25.0%	-	-	16.7%	31.3%	60.0%	100.0%	50.0%	20.0%	-	40.0%
Somewhat negative impact	5.0%	-	-	16.7%	6.3%	-	-	-	5.0%	-	-
Very negative impact	-	-	-	-	6.3%	10.0%	-	16.7%	5.0%	-	-
No impact at all	5.0%	40.0%	-	50.0%	31.3%	-	-	33.3%	10.0%	100.0%	20.0%
Don't know	50.0%	60.0%	-	16.7%	18.8%	30.0%	-	-	50.0%	-	20.0%

How would you describe the role of IFC advisory/investment services in private sector development in Pakistan? (Select only ONE response)*

Percentage of Respondents	Employee of a Ministry	PMU/ Consultant on WBG project	Local Government	Bilateral/ Multilateral Agency	Private Sector/ Financial Sector/ Private Bank	Civil Society	Media	Independent Government Institution	Academia	Judiciary Branch	Other
A very positive role	9.5%	-	-	28.6%	13.3%	18.2%	100.0%	-	15.0%	-	-
A somewhat positive role	28.6%	-	-	57.1%	60.0%	45.5%	-	50.0%	55.0%	-	60.0%
A somewhat negative role	-	-	-	-	-	-	-	16.7%	10.0%	-	20.0%
A very negative role	-	-	-	-	-	18.2%	-	-	-	100.0%	-
IFC's advisory/investment services don't play a role in private sector development in the country	9.5%	-	-	14.3%	6.7%	-	-	-	10.0%	-	-
Don't know	52.4%	100.0%	-	-	20.0%	18.2%	-	33.3%	10.0%	-	20.0%

*Significantly different between stakeholder groups

**E. The World Bank Group's Knowledge Work and Activities**

How frequently do you consult World Bank Group's knowledge work and activities in the work you do? (Select only ONE response)*

Percentage of Respondents	Employee of a Ministry	PMU/Consultant on WBG project	Local Government	Bilateral/Multilateral Agency	Private Sector/Financial Sector/Private Bank	Civil Society	Media	Independent Government Institution	Academia	Judiciary Branch	Other
Weekly	8.9%	10.0%	-	-	-	2.9%	40.0%	11.1%	8.0%	-	12.5%
Monthly	22.2%	40.0%	40.0%	20.0%	18.2%	2.9%	20.0%	16.7%	8.0%	15.4%	12.5%
A few times a year	37.8%	35.0%	-	60.0%	24.2%	37.1%	40.0%	50.0%	54.0%	7.7%	12.5%
Rarely	22.2%	10.0%	20.0%	10.0%	21.2%	42.9%	-	16.7%	20.0%	30.8%	25.0%
Never	8.9%	5.0%	40.0%	10.0%	36.4%	14.3%	-	5.6%	10.0%	46.2%	37.5%

*Significantly different between stakeholder groups

How effective do you believe the World Bank Group has been in Pakistan in using its knowledge work and activities: (1-Not effective at all, 10-Very effective)

	Employee of a Ministry			PMU/Consultant on WBG project			Local Government			Bilateral/Multilateral Agency			Private Sector/Financial Sector/Private Bank			Civil Society			Media			Independent Government Institution			Academia			Judiciary Branch			Other		
	N	Mean	SD	N	Mean	SD	N	Mean	SD	N	Mean	SD	N	Mean	SD	N	Mean	SD	N	Mean	SD	N	Mean	SD	N	Mean	SD	N	Mean	SD	N	Mean	SD
Raising your awareness of the particular topic*	40	6.95	2.16	19	6.89	2.42	4	6.50	1.29	7	5.86	1.35	25	6.08	2.27	31	5.00	2.18	2	5.50	0.71	17	6.71	2.59	45	5.96	2.56	10	4.20	2.66	11	6.09	3.05
Stimulating public debate/dialogue	39	5.77	2.12	17	5.06	2.70	3	7.33	0.58	7	6.29	1.25	24	5.75	2.21	30	4.87	2.05	3	5.67	2.08	17	5.59	2.35	41	5.00	2.50	10	4.40	2.59	9	4.00	2.06
Enhancing your knowledge and/or skills	40	6.78	1.95	19	6.63	2.57	3	8.00	1.00	6	6.50	1.23	24	5.50	2.65	33	5.09	2.39	2	5.50	0.71	17	6.18	2.72	44	5.93	2.49	10	4.80	2.82	12	6.08	3.06
Contributing to good policy making	39	6.51	2.00	17	6.06	2.56	4	7.25	0.96	7	7.14	1.35	24	5.63	2.22	33	5.45	2.46	2	5.00	0.00	16	6.56	2.42	43	5.60	2.40	10	4.20	2.15	11	6.00	2.19
Providing support for program implementation	40	6.75	1.98	20	6.55	2.52	3	7.33	0.58	7	7.43	1.40	25	6.12	2.22	32	5.94	2.08	3	6.00	1.00	16	6.88	2.94	44	5.86	2.34	11	4.36	2.80	9	5.78	2.49

*Significantly different between stakeholder groups

**E. The World Bank Group's Knowledge Work and Activities (continued)**

In Pakistan, to what extent do you believe that the World Bank Group's knowledge work and activities: (1-To no degree at all, 10-To a very significant degree)

	Employee of a Ministry			PMU/Consultant on WBG project			Local Government			Bilateral/Multilateral Agency			Private Sector/Financial Sector/Private Bank			Civil Society			Media			Independent Government Institution			Academia			Judiciary Branch			Other		
	N	Mean	SD	N	Mean	SD	N	Mean	SD	N	Mean	SD	N	Mean	SD	N	Mean	SD	N	Mean	SD	N	Mean	SD	N	Mean	SD	N	Mean	SD	N	Mean	SD
Are timely	36	6.47	2.10	19	5.74	2.21	4	7.00	0.82	8	6.75	1.58	19	6.32	2.26	32	5.06	2.38	4	6.50	3.11	17	6.29	2.49	40	5.43	2.21	11	5.55	3.05	12	5.83	2.37
Include appropriate level of stakeholder involvement during preparation*	39	6.69	1.94	19	5.63	2.52	3	6.67	1.53	7	7.00	1.83	21	6.52	1.99	30	4.97	2.28	4	5.25	2.63	17	6.06	2.66	42	5.45	2.44	11	4.27	2.61	9	5.78	2.54
Providing linkage to non-Bank expertise	30	6.03	2.11	15	5.13	2.03	3	7.67	0.58	8	6.88	1.55	18	6.00	1.97	27	5.33	2.32	4	5.25	1.71	13	6.23	2.52	36	5.47	1.99	11	4.82	2.60	8	4.38	2.26
Lead to practical solutions	34	5.82	1.93	17	5.35	2.26	3	7.33	1.16	7	7.14	1.95	23	6.00	2.02	30	5.47	2.35	4	6.50	1.92	17	6.06	2.75	43	5.63	2.34	12	4.00	2.17	10	5.10	2.47
Are accessible (well written and easy to understand)	39	6.69	2.33	18	6.89	2.03	4	7.00	0.00	8	7.25	1.04	21	6.43	1.99	28	5.82	2.65	3	5.67	1.53	17	6.65	2.69	44	5.70	2.43	10	4.60	2.63	11	5.82	2.64
Are source of relevant information on global good practices*	39	7.13	1.77	18	6.17	2.09	3	8.00	1.00	8	7.50	1.41	22	7.00	1.60	29	5.86	2.40	3	6.33	2.08	17	7.24	2.66	45	5.98	2.04	12	4.67	2.57	10	6.50	2.68
Are adequately disseminated	39	6.54	1.70	18	6.50	2.50	3	7.00	1.73	8	6.75	1.83	21	6.43	1.99	29	5.17	2.42	4	5.75	2.06	16	6.94	2.41	44	5.70	2.15	12	5.00	2.59	12	5.25	3.17
Are translated enough into local language*	35	4.97	2.23	15	6.07	2.76	4	6.50	1.29	6	5.33	2.16	20	6.50	2.21	28	5.11	2.28	4	4.50	1.73	16	5.19	2.74	43	5.12	2.32	9	3.44	2.01	9	3.33	2.00
Are adaptable to Pakistan's specific development challenges and country circumstances*	41	5.83	2.21	17	5.88	2.55	4	7.25	1.71	8	7.13	0.84	23	6.30	1.92	29	5.38	2.24	5	5.80	2.17	17	6.76	2.56	44	5.09	2.29	10	3.60	2.37	10	5.30	3.02

*Significantly different between stakeholder groups

	Employee of a Ministry			PMU/Consultant on WBG project			Local Government			Bilateral/Multilateral Agency			Private Sector/Financial Sector/Private Bank			Civil Society			Media			Independent Government Institution			Academia			Judiciary Branch			Other		
	N	Mean	SD	N	Mean	SD	N	Mean	SD	N	Mean	SD	N	Mean	SD	N	Mean	SD	N	Mean	SD	N	Mean	SD	N	Mean	SD	N	Mean	SD	N	Mean	SD
Overall, how significant a contribution do you believe the WBG's knowledge work and activities make to development results in your country?	40	6.33	1.99	15	5.33	1.95	4	5.75	1.71	8	7.25	1.49	26	6.00	1.92	31	5.61	2.23	5	6.40	2.30	17	6.82	2.33	48	5.56	2.12	12	5.17	2.66	14	5.57	2.34
Overall, how would you rate the technical quality of the WBG's knowledge work and activities?*	41	7.05	1.64	18	6.39	1.94	4	6.25	2.06	8	8.00	1.31	27	7.19	1.57	31	5.90	2.17	5	6.80	3.11	16	6.94	2.18	47	6.98	1.79	12	5.50	1.78	14	6.43	2.50

(1-Not significant at all, 10-Very significant; 1-Very low technical quality, 10-Very high technical quality) *Significantly different between stakeholder groups

**F. Working with the World Bank Group**

To what extent do you agree/disagree with the following statements? (1-Strongly disagree, 10-Strongly agree)

	Employee of a Ministry			PMU/Consultant on WBG project			Local Government			Bilateral/Multilateral Agency			Private Sector/Financial Sector/Private Bank			Civil Society			Media			Independent Government Institution			Academia			Judiciary Branch			Other		
	N	Mean	SD	N	Mean	SD	N	Mean	SD	N	Mean	SD	N	Mean	SD	N	Mean	SD	N	Mean	SD	N	Mean	SD	N	Mean	SD	N	Mean	SD	N	Mean	SD
The WBG disburses funds promptly*	38	7.00	1.83	19	6.74	2.58	4	7.50	1.29	8	7.00	2.51	22	6.36	2.24	29	5.55	2.32	2	4.00	1.41	14	7.21	2.49	33	5.55	2.24	12	4.75	2.99	7	5.86	3.24
The WBG effectively monitors and evaluates the projects and programs it supports	41	7.02	2.40	20	7.05	2.06	4	7.50	0.58	9	7.44	1.13	24	6.58	1.86	32	6.25	2.02	4	6.00	1.83	16	7.06	2.72	43	6.37	2.26	13	5.46	3.53	10	5.90	2.47
The WBG's approvals and reviews are done in a timely fashion	41	6.93	2.25	20	6.15	2.28	4	7.75	1.50	8	7.63	0.74	22	6.32	2.10	29	5.90	2.32	4	5.75	3.50	15	7.07	2.69	40	5.63	2.27	13	4.77	3.09	8	5.88	3.23
The WBG's "Safeguard Policy" requirements are reasonable*	36	6.25	1.98	17	6.94	1.98	4	7.50	1.00	7	7.43	1.40	18	5.61	2.30	29	5.97	1.96	3	4.33	0.58	13	6.62	2.76	34	5.26	2.01	9	2.89	1.76	6	5.33	2.58
The WBG's conditions on its lending are reasonable*	41	6.22	1.86	16	6.69	2.50	2	6.50	2.12	10	7.00	1.41	20	5.75	1.48	29	5.24	2.44	4	5.50	3.42	14	6.93	2.62	35	5.00	2.02	12	4.42	3.40	6	5.00	3.03
The WBG takes decisions quickly in Pakistan*	39	6.33	2.24	17	6.59	2.35	3	6.67	1.16	9	6.67	1.41	22	5.18	2.20	29	4.90	2.40	2	2.00	1.41	15	6.13	2.62	38	4.95	2.27	12	4.17	2.95	7	4.00	2.94
Working with the WBG increases Pakistan's institutional capacity*	41	7.15	2.13	19	7.00	2.38	4	7.50	0.58	9	7.56	1.59	25	6.32	1.93	31	4.84	2.49	4	5.25	2.06	16	6.94	2.96	42	5.21	2.44	12	3.08	1.93	10	5.50	3.44
Where country systems are adequate, the WBG makes appropriate use of them*	38	6.63	1.78	17	7.12	2.00	4	6.50	0.58	8	7.63	1.41	21	6.24	2.07	28	4.79	2.35	3	4.67	1.53	15	6.80	2.88	37	5.89	1.79	11	3.73	2.41	10	5.50	3.24
The WBG provides effective implementation support*	40	6.60	2.33	19	6.68	2.36	4	7.25	0.96	9	7.44	1.94	24	6.33	1.81	30	5.50	2.52	4	5.75	2.22	16	6.94	3.07	41	5.49	2.25	12	3.50	2.36	9	5.22	3.19

*Significantly different between stakeholder groups

	Employee of a Ministry			PMU/Consultant on WBG project			Local Government			Bilateral/Multilateral Agency			Private Sector/Financial Sector/Private Bank			Civil Society			Media			Independent Government Institution			Academia			Judiciary Branch			Other		
	N	Mean	SD	N	Mean	SD	N	Mean	SD	N	Mean	SD	N	Mean	SD	N	Mean	SD	N	Mean	SD	N	Mean	SD	N	Mean	SD	N	Mean	SD	N	Mean	SD
To what extent do you believe that the WBG's work helps to find solutions that promote private public partnerships in Pakistan?	36	6.61	1.81	13	5.62	2.18	3	7.67	0.58	6	8.00	1.27	21	5.90	1.95	33	5.55	2.31	4	6.00	1.41	11	6.18	2.71	42	5.88	2.00	11	6.27	1.85	11	5.64	2.11

(1-To no degree at all, 10-To a very significant degree)

	Employee of a Ministry			PMU/Consultant on WBG project			Local Government			Bilateral/Multilateral Agency			Private Sector/Financial Sector/Private Bank			Civil Society			Media			Independent Government Institution			Academia			Judiciary Branch			Other		
	N	Mean	SD	N	Mean	SD	N	Mean	SD	N	Mean	SD	N	Mean	SD	N	Mean	SD	N	Mean	SD	N	Mean	SD	N	Mean	SD	N	Mean	SD	N	Mean	SD
To what extent do you believe that the WBG's "Safeguard Policies" help to achieve environmental and social sustainability in Pakistan?	34	6.41	1.76	17	6.76	2.08	3	6.67	2.52	5	6.80	2.05	19	6.11	1.79	30	5.90	2.44	5	5.80	1.79	14	6.29	2.97	36	5.64	2.06	8	4.75	1.98	10	5.20	1.99

(1-To no degree at all, 10-To a very significant degree)

**F. Working with the World Bank Group (continued)**

Which of the following best describes the way the World Bank Group operates in Pakistan? (Select only ONE response)

Percentage of Respondents	Employee of a Ministry	PMU/Consultant on WBG project	Local Government	Bilateral/Multilateral Agency	Private Sector/Financial Sector/Private Bank	Civil Society	Media	Independent Government Institution	Academia	Judiciary Branch	Other
The World Bank Group takes too much risk in Pakistan	4.5%	-	25.0%	-	-	2.8%	20.0%	11.1%	6.0%	7.7%	13.3%
The World Bank Group does not take enough risk in Pakistan	36.4%	35.0%	-	30.0%	35.3%	44.4%	40.0%	33.3%	48.0%	23.1%	20.0%
The World Bank Group's approach to risk is appropriate	40.9%	55.0%	75.0%	40.0%	26.5%	30.6%	40.0%	33.3%	26.0%	7.7%	33.3%
Don't know	18.2%	10.0%	-	30.0%	38.2%	22.2%	-	22.2%	20.0%	61.5%	33.3%

Which of the following best describes the World Bank Group's support in Pakistan? (Select only ONE response)*

Percentage of Respondents	Employee of a Ministry	PMU/Consultant on WBG project	Local Government	Bilateral/Multilateral Agency	Private Sector/Financial Sector/Private Bank	Civil Society	Media	Independent Government Institution	Academia	Judiciary Branch	Other
The World Bank Group is sufficiently selective and focuses on the most important development challenges in Pakistan	53.3%	50.0%	75.0%	60.0%	42.4%	11.1%	60.0%	52.9%	40.0%	30.8%	26.7%
The World Bank Group is not sufficiently selective in Pakistan, and it is involved in too many areas of development	31.1%	30.0%	-	30.0%	21.2%	69.4%	40.0%	29.4%	38.0%	7.7%	26.7%
Don't know	15.6%	20.0%	25.0%	10.0%	36.4%	19.4%	-	17.6%	22.0%	61.5%	46.7%

*Significantly different between stakeholder groups

How familiar are you with World Bank Group's procurement policies? (Select only one response)*

Percentage of Respondents	Employee of a Ministry	PMU/Consultant on WBG project	Local Government	Bilateral/Multilateral Agency	Private Sector/Financial Sector/Private Bank	Civil Society	Media	Independent Government Institution	Academia	Judiciary Branch	Other
Very familiar	15.9%	27.8%	-	30.0%	12.9%	-	-	23.5%	8.5%	-	13.3%
Somewhat familiar	47.7%	44.4%	-	40.0%	12.9%	16.7%	-	29.4%	14.9%	15.4%	26.7%
Somewhat unfamiliar	4.5%	16.7%	-	20.0%	6.5%	33.3%	33.3%	5.9%	23.4%	15.4%	-
Very unfamiliar	4.5%	5.6%	-	-	19.4%	5.6%	-	5.9%	17.0%	15.4%	13.3%
Don't know	27.3%	5.6%	100.0%	10.0%	48.4%	44.4%	66.7%	35.3%	36.2%	53.8%	46.7%

*Significantly different between stakeholder groups

How effective are the World Bank Group's procurement policies relative to alternative procurement methods? (1-Not effective at all, 10-Very effective)

	Employee of a Ministry			PMU/Consultant on WBG project			Local Government			Bilateral/Multilateral Agency			Private Sector/Financial Sector/Private Bank			Civil Society			Media			Independent Government Institution			Academia			Judiciary Branch			Other		
	N	Mean	SD	N	Mean	SD	N	Mean	SD	N	Mean	SD	N	Mean	SD	N	Mean	SD	N	Mean	SD	N	Mean	SD	N	Mean	SD	N	Mean	SD	N	Mean	SD
How effective are the World Bank Group's procurement policies relative to alternative procurement methods?*	26	7.65	1.88	10	8.40	1.27				7	8.29	1.60	8	7.63	0.92	6	6.17	1.60	1	7.00		8	7.88	1.55	11	6.09	1.58	2	4.00	0.00	6	7.67	1.37

*Significantly different between stakeholder groups

**F. Working with the World Bank Group (continued)**

To improve the effectiveness of the World Bank Group's procurement support, which of the following actions would you recommend? (Please choose no more than TWO)

Percentage of Respondents (Responses combined)	Employee of a Ministry	PMU/ Consultant on WBG project	Local Government	Bilateral/ Multilateral Agency	Private Sector/ Financial Sector/ Private Bank	Civil Society	Media	Independent Government Institution	Academia	Judiciary Branch	Other
Use national procurement procedures rather World Bank Group's procurement procedures	31.0%	15.4%	-	0.0%	33.3%	50.0%	0.0%	44.4%	18.2%	0.0%	14.3%
Eliminate prior reviews	3.4%	0.0%	-	0.0%	0.0%	16.7%	0.0%	0.0%	18.2%	0.0%	14.3%
Engage more in contract management	27.6%	38.5%	-	71.4%	22.2%	16.7%	0.0%	44.4%	45.5%	50.0%	28.6%
Carry out road shows before tendering	10.3%	30.8%	-	14.3%	33.3%	16.7%	0.0%	22.2%	18.2%	0.0%	28.6%
Make e-procurement a standard practice for World Bank Group's operation in Pakistan	44.8%	23.1%	-	42.9%	22.2%	33.3%	100.0%	33.3%	63.6%	0.0%	14.3%
Assign additional staff per project	27.6%	53.8%	-	42.9%	33.3%	33.3%	0.0%	44.4%	9.1%	0.0%	28.6%
Other	3.4%	15.4%	-	0.0%	22.2%	0.0%	0.0%	0.0%	9.1%	0.0%	28.6%
Don't know	13.8%	0.0%	-	14.3%	11.1%	16.7%	0.0%	0.0%	0.0%	50.0%	14.3%

G. The World Bank Group's Country Partnership Strategy and Sectoral Work in Pakistan

How familiar are you with World Bank Group's Country Partnership Strategy (FY15-19) for Pakistan? (Select only one response)*

Percentage of Respondents	Employee of a Ministry	PMU/ Consultant on WBG project	Local Government	Bilateral/ Multilateral Agency	Private Sector/ Financial Sector/ Private Bank	Civil Society	Media	Independent Government Institution	Academia	Judiciary Branch	Other
Very familiar	18.2%	-	-	10.0%	6.1%	5.9%	25.0%	5.6%	12.2%	-	18.8%
Somewhat familiar	43.2%	36.8%	-	60.0%	6.1%	20.6%	25.0%	38.9%	28.6%	-	25.0%
Somewhat unfamiliar	6.8%	47.4%	-	20.0%	21.2%	26.5%	25.0%	11.1%	28.6%	15.4%	6.3%
Very unfamiliar	9.1%	10.5%	20.0%	-	21.2%	8.8%	-	5.6%	8.2%	23.1%	18.8%
Don't know	22.7%	5.3%	80.0%	10.0%	45.5%	38.2%	25.0%	38.9%	22.4%	61.5%	31.3%

*Significantly different between stakeholder groups

Do you think the Country Partnership Strategy for FY15-19 focused on the right priorities for Pakistan?

Percentage of Respondents	Employee of a Ministry	PMU/ Consultant on WBG project	Local Government	Bilateral/ Multilateral Agency	Private Sector/ Financial Sector/ Private Bank	Civil Society	Media	Independent Government Institution	Academia	Judiciary Branch	Other
Yes	80.8%	71.4%	-	85.7%	100.0%	66.7%	100.0%	75.0%	57.9%	-	66.7%
No	19.2%	28.6%	-	14.3%	-	33.3%	-	25.0%	42.1%	-	33.3%

**G. The World Bank Group's Country Partnership Strategy and Sectoral Work in Pakistan (continued)**

Please rate the Government's performance in terms of each pillar of the Country Partnership Strategy (FY15-19) since July 2014? (1-Very poor, 10-Very good)

	Employee of a Ministry			PMU/Consultant on WBG project			Local Government			Bilateral/Multilateral Agency			Private Sector/Financial Sector/Private Bank			Civil Society			Media			Independent Government Institution			Academia			Judiciary Branch			Other		
	N	Mean	SD	N	Mean	SD	N	Mean	SD	N	Mean	SD	N	Mean	SD	N	Mean	SD	N	Mean	SD	N	Mean	SD	N	Mean	SD	N	Mean	SD	N	Mean	SD
Energy*	25	6.68	2.29	5	6.80	2.17				7	5.00	2.24	4	6.50	0.58	8	4.88	3.36	3	8.33	2.08	8	6.38	1.85	21	4.10	2.47				7	5.00	2.24
Private sector development	24	6.29	2.16	4	4.75	1.71				7	5.43	1.81	4	6.50	0.58	7	4.86	2.97	3	8.67	0.58	7	5.86	1.95	20	4.40	2.56				5	4.80	2.86
Inclusion*	22	6.45	1.71	5	6.00	1.87				5	4.60	1.14	3	5.00	2.65	7	4.86	2.34	2	6.50	3.54	5	5.60	1.82	18	3.67	2.40				6	4.67	2.34
Service delivery*	25	6.28	2.11	5	6.20	1.92				6	5.33	2.07	3	6.33	0.58	8	5.63	2.50	3	6.67	3.06	8	5.38	1.77	19	3.16	1.71				6	4.33	2.07

*Significantly different between stakeholder groups

Please rate World Bank Group's performance in terms of each pillar of the Country Partnership Strategy (FY15-19) since July 2014? (1-Very poor, 10-Very good)

	Employee of a Ministry			PMU/Consultant on WBG project			Local Government			Bilateral/Multilateral Agency			Private Sector/Financial Sector/Private Bank			Civil Society			Media			Independent Government Institution			Academia			Judiciary Branch			Other		
	N	Mean	SD	N	Mean	SD	N	Mean	SD	N	Mean	SD	N	Mean	SD	N	Mean	SD	N	Mean	SD	N	Mean	SD	N	Mean	SD	N	Mean	SD	N	Mean	SD
Energy	25	6.80	2.38	5	6.40	2.30				7	7.00	1.92	3	7.00	1.00	9	4.44	2.96	2	8.00	2.83	6	6.67	2.16	20	5.10	2.67				5	6.60	1.82
Private sector development	24	6.50	1.91	4	5.25	2.06				6	6.67	1.86	3	6.67	0.58	8	6.13	2.90	2	7.00	2.83	7	5.57	1.51	19	5.53	2.34				4	6.00	2.16
Inclusion	23	7.17	1.47	5	6.80	1.30				5	6.80	1.30	2	4.00	2.83	8	5.13	2.95	2	7.00	4.24	6	6.00	1.27	17	4.94	2.68				4	6.25	1.89
Service delivery*	25	7.28	1.97	5	7.00	1.87				5	7.20	1.30	2	6.50	0.71	9	5.78	1.86	2	6.50	3.54	8	6.63	1.85	18	4.56	2.64				4	6.25	1.89

*Significantly different between stakeholder groups

For the FY15-19 Country Partnership Strategy, please rate the importance of the following areas for Pakistan. (1-Unimportant, 10-Very important)

	Employee of a Ministry			PMU/Consultant on WBG project			Local Government			Bilateral/Multilateral Agency			Private Sector/Financial Sector/Private Bank			Civil Society			Media			Independent Government Institution			Academia			Judiciary Branch			Other		
	N	Mean	SD	N	Mean	SD	N	Mean	SD	N	Mean	SD	N	Mean	SD	N	Mean	SD	N	Mean	SD	N	Mean	SD	N	Mean	SD	N	Mean	SD	N	Mean	SD
Project financing	23	8.78	1.00	7	7.43	2.64				7	7.43	2.30	4	9.00	1.16	9	7.11	2.09	2	9.50	0.71	8	7.63	2.13	21	7.33	2.24				7	6.14	2.91
Budget support*	22	7.77	1.97	6	6.83	1.94				7	7.71	2.14	4	8.00	1.41	8	6.38	2.00	3	9.00	1.73	8	7.25	1.67	21	6.14	2.74				5	4.40	3.44
Knowledge and data sharing	24	8.38	1.41	6	7.33	3.08				7	7.71	1.98	4	8.25	1.71	9	6.44	2.70	3	8.67	0.58	8	7.75	2.25	21	7.52	2.21				5	6.20	3.42
Technical assistance	25	8.56	1.33	6	8.00	2.10				7	8.14	1.77	3	9.33	1.16	9	7.67	1.73	2	9.50	0.71	8	7.38	2.20	21	6.95	2.62				6	6.67	3.39
Policy advice	24	8.33	1.34	6	6.67	2.25				7	7.71	1.60	4	7.50	3.11	9	7.56	2.24	2	9.00	0.00	8	7.63	1.92	21	6.71	2.67				5	5.80	3.27
Other	2	9.50	0.71	1	3.00	.							1	10.00	.	2	7.00	1.41	1	10.00	.	1	8.00	.	1	10.00	.				2	7.50	3.54

*Significantly different between stakeholder groups

Urban development:

When considering Pakistan's economic development, how important a role can sustainable urban growth play? (1-Not important at all, 10-Very important)

	Employee of a Ministry			PMU/Consultant on WBG project			Local Government			Bilateral/Multilateral Agency			Private Sector/Financial Sector/Private Bank			Civil Society			Media			Independent Government Institution			Academia			Judiciary Branch			Other		
	N	Mean	SD	N	Mean	SD	N	Mean	SD	N	Mean	SD	N	Mean	SD	N	Mean	SD	N	Mean	SD	N	Mean	SD	N	Mean	SD	N	Mean	SD	N	Mean	SD
When considering Pakistan's economic development, how important a role can sustainable urban growth play?	28	8.07	1.80	6	7.33	2.07				7	8.43	1.72	4	7.50	1.00	9	7.33	2.74	3	8.33	2.08	8	7.38	1.69	21	7.76	2.26				6	7.67	2.73

**G. The World Bank Group's Country Partnership Strategy and Sectoral Work in Pakistan (continued)****Urban development: (continued)**

Which TWO of the following are the greatest challenges to tapping the economic potential of cities in Pakistan? (Please choose no more than TWO)

Percentage of Respondents (Responses combined)	Employee of a Ministry	PMU/ Consultant on WBG project	Local Government	Bilateral/ Multilateral Agency	Private Sector/ Financial Sector/ Private Bank	Civil Society	Media	Independent Government Institution	Academia	Judiciary Branch	Other
Weak legal, title rights	24.1%	0.0%	-	16.7%	0.0%	11.1%	66.7%	12.5%	38.1%	-	57.1%
Lack of long term planning	58.6%	71.4%	-	66.7%	50.0%	66.7%	66.7%	62.5%	47.6%	-	14.3%
Absence of local governments	20.7%	14.3%	-	50.0%	75.0%	44.4%	33.3%	37.5%	52.4%	-	28.6%
Weak governance	44.8%	57.1%	-	50.0%	50.0%	11.1%	33.3%	62.5%	52.4%	-	57.1%
Unclear and overlapping institutional mandates*	34.5%	57.1%	-	16.7%	25.0%	55.6%	0.0%	0.0%	9.5%	-	0.0%
Others	6.9%	0.0%	-	0.0%	0.0%	11.1%	0.0%	0.0%	0.0%	-	0.0%
Don't know	0.0%	0.0%	-	0.0%	0.0%	0.0%	0.0%	0.0%	0.0%	-	14.3%

*Significantly different between stakeholder groups

When considering how to enhance the delivery of municipal services in cities in Pakistan, in which of the following areas should the Government focus its resources most for the greatest value? (Please choose no more than TWO)

Percentage of Respondents (Responses combined)	Employee of a Ministry	PMU/ Consultant on WBG project	Local Government	Bilateral/ Multilateral Agency	Private Sector/ Financial Sector/ Private Bank	Civil Society	Media	Independent Government Institution	Academia	Judiciary Branch	Other
Institutional reform and clear mandates	44.8%	42.9%	-	28.6%	50.0%	44.4%	33.3%	62.5%	42.9%	-	14.3%
Private sector participation	41.4%	42.9%	-	57.1%	50.0%	22.2%	33.3%	12.5%	19.0%	-	28.6%
Citizen engagement and feedback*	20.7%	28.6%	-	14.3%	50.0%	44.4%	66.7%	25.0%	66.7%	-	28.6%
Governance/Accountability	72.4%	85.7%	-	100.0%	50.0%	66.7%	33.3%	87.5%	66.7%	-	71.4%
Others	6.9%	0.0%	-	0.0%	0.0%	22.2%	0.0%	0.0%	0.0%	-	14.3%
Don't know	0.0%	0.0%	-	0.0%	0.0%	0.0%	0.0%	0.0%	0.0%	-	14.3%

*Significantly different between stakeholder groups

Where should the WBG focus most of its resources to add the greatest value, when it comes to developing Pakistan's cities? (Please choose no more than TWO)

Percentage of Respondents (Responses combined)	Employee of a Ministry	PMU/ Consultant on WBG project	Local Government	Bilateral/ Multilateral Agency	Private Sector/ Financial Sector/ Private Bank	Civil Society	Media	Independent Government Institution	Academia	Judiciary Branch	Other
Technical advice, knowledge sharing	37.9%	14.3%	-	28.6%	0.0%	33.3%	33.3%	37.5%	42.9%	-	28.6%
Budget support for reforms	20.7%	0.0%	-	14.3%	25.0%	44.4%	0.0%	37.5%	33.3%	-	28.6%
Project investment	41.4%	85.7%	-	57.1%	100.0%	22.2%	66.7%	37.5%	47.6%	-	28.6%
Donor coordination, convening facility	17.2%	14.3%	-	14.3%	0.0%	0.0%	0.0%	12.5%	9.5%	-	14.3%
Institutional development	65.5%	85.7%	-	85.7%	75.0%	88.9%	100.0%	62.5%	57.1%	-	71.4%
Others	0.0%	0.0%	-	0.0%	0.0%	11.1%	0.0%	0.0%	4.8%	-	14.3%
Don't know	0.0%	0.0%	-	0.0%	0.0%	0.0%	0.0%	0.0%	0.0%	-	0.0%

**G. The World Bank Group's Country Partnership Strategy and Sectoral Work in Pakistan (continued)****Energy sector:**

To what extent do you believe the World Bank Group increased its attention to the energy sector in Pakistan in the past two years? (1-To no degree at all, 10-To a very significant degree)

	Employee of a Ministry			PMU/Consultant on WBG project			Local Government			Bilateral/Multilateral Agency			Private Sector/Financial Sector/Private Bank			Civil Society			Media			Independent Government Institution			Academia			Judiciary Branch			Other		
	N	Mean	SD	N	Mean	SD	N	Mean	SD	N	Mean	SD	N	Mean	SD	N	Mean	SD	N	Mean	SD	N	Mean	SD	N	Mean	SD	N	Mean	SD	N	Mean	SD
To what extent do you believe the WBG increased its attention to the energy sector in Pakistan in the past two years?	28	7.25	1.71	5	6.80	1.64				6	7.83	1.72	3	7.67	1.16	9	6.56	2.07	3	6.67	3.22	6	7.00	2.00	21	6.24	2.17				5	6.20	2.39

How significant of a mid-term impact has the World Bank Group's support to the energy sector had on Pakistan's development in the last two years? (1-Not significant at all, 10-Very significant)

	Employee of a Ministry			PMU/Consultant on WBG project			Local Government			Bilateral/Multilateral Agency			Private Sector/Financial Sector/Private Bank			Civil Society			Media			Independent Government Institution			Academia			Judiciary Branch			Other		
	N	Mean	SD	N	Mean	SD	N	Mean	SD	N	Mean	SD	N	Mean	SD	N	Mean	SD	N	Mean	SD	N	Mean	SD	N	Mean	SD	N	Mean	SD	N	Mean	SD
How significant of a mid-term impact has the WBG's support to the energy sector had on Pakistan's development in the last two years?	25	6.68	1.89	5	5.40	1.52				6	5.00	2.10	3	7.00	2.00	8	5.88	1.96	3	6.33	3.51	6	6.67	1.86	21	5.52	2.21				5	5.60	2.97

When considering the World Bank Group's support to Pakistan's energy sector, in which two of the following areas should the WBG focus most of its resources in order to add the most value? (Please choose no more than TWO)

Percentage of Respondents (Responses combined)	Employee of a Ministry	PMU/Consultant on WBG project	Local Government	Bilateral/Multilateral Agency	Private Sector/Financial Sector/Private Bank	Civil Society	Media	Independent Government Institution	Academia	Judiciary Branch	Other
Hydropower generation	82.1%	57.1%	-	57.1%	50.0%	66.7%	100.0%	62.5%	47.6%	-	42.9%
Energy sector reforms to improve governance and performance of energy related institutions, reduce losses, optimize use of local resources, and review the Tariff & Subsidy schemes	50.0%	57.1%	-	57.1%	75.0%	55.6%	33.3%	25.0%	61.9%	-	28.6%
Support to policy enabling environment to attract private investment in the sector	21.4%	14.3%	-	28.6%	25.0%	0.0%	0.0%	0.0%	23.8%	-	14.3%
Promotion and development of other renewable and alternative sources of energy	32.1%	14.3%	-	28.6%	25.0%	55.6%	66.7%	87.5%	57.1%	-	42.9%
Support to the development of regional transmission systems to facilitate energy supply/import within countries in the region	3.6%	0.0%	-	14.3%	25.0%	22.2%	0.0%	25.0%	9.5%	-	14.3%
Others	0.0%	0.0%	-	14.3%	0.0%	0.0%	0.0%	0.0%	0.0%	-	14.3%
Don't know	3.6%	28.6%	-	0.0%	0.0%	0.0%	0.0%	0.0%	0.0%	-	14.3%



H. The Future Role of the World Bank Group in Pakistan

How significant a role do you believe the World Bank Group SHOULD play in Pakistan's development in the near future? (1-Not a significant role at all, 10-A very significant role)

	Employee of a Ministry			PMU/Consultant on WBG project			Local Government			Bilateral/Multilateral Agency			Private Sector/Financial Sector/Private Bank			Civil Society			Media			Independent Government Institution			Academia			Judiciary Branch			Other		
	N	Mean	SD	N	Mean	SD	N	Mean	SD	N	Mean	SD	N	Mean	SD	N	Mean	SD	N	Mean	SD	N	Mean	SD	N	Mean	SD	N	Mean	SD	N	Mean	SD
How significant a role do you believe the WBG SHOULD play in Pakistan's development in the near future?*	43	8.58	1.52	20	8.40	1.73	5	9.20	1.10	10	8.30	1.42	29	7.62	2.35	33	6.91	2.20	5	7.40	2.19	17	8.18	2.07	49	7.00	2.41	12	5.58	2.94	14	7.86	2.54

*Significantly different between stakeholder groups

Which of the following SHOULD the World Bank Group do to make itself of greater value in Pakistan? (Choose no more than TWO)

Percentage of Respondents (Responses combined)	Employee of a Ministry	PMU/Consultant on WBG project	Local Government	Bilateral/Multilateral Agency	Private Sector/Financial Sector/Private Bank	Civil Society	Media	Independent Government Institution	Academia	Judiciary Branch	Other
Provide more adequate data/knowledge/statistics/figures on Pakistan's economy	17.8%	5.3%	0.0%	0.0%	18.8%	13.9%	20.0%	0.0%	24.5%	7.7%	26.7%
Work faster	11.1%	5.3%	0.0%	10.0%	15.6%	11.1%	20.0%	16.7%	10.2%	15.4%	6.7%
Offer more innovative financial products	20.0%	10.5%	20.0%	20.0%	12.5%	11.1%	0.0%	0.0%	6.1%	15.4%	20.0%
Improve the competitiveness of its financing compared to markets	2.2%	31.6%	0.0%	10.0%	9.4%	13.9%	20.0%	16.7%	8.2%	23.1%	20.0%
Reach out more to groups outside of Government*	15.6%	5.3%	20.0%	30.0%	40.6%	33.3%	0.0%	16.7%	36.7%	0.0%	6.7%
Shift its focus from environmental and social safeguards to environmental and social sustainability	17.8%	15.8%	20.0%	10.0%	3.1%	16.7%	0.0%	16.7%	6.1%	15.4%	0.0%
Ensure greater selectivity in its work	11.1%	0.0%	20.0%	20.0%	6.3%	5.6%	20.0%	11.1%	8.2%	7.7%	6.7%
Improve the quality of its experts as related to Pakistan's specific challenges	26.7%	26.3%	20.0%	20.0%	18.8%	22.2%	0.0%	5.6%	12.2%	15.4%	6.7%
Offer more innovative knowledge services	11.1%	15.8%	0.0%	10.0%	15.6%	13.9%	20.0%	5.6%	12.2%	15.4%	6.7%
Increase decentralization to the provinces	17.8%	21.1%	0.0%	10.0%	18.8%	13.9%	0.0%	16.7%	22.4%	0.0%	20.0%
Collaborate more effectively with Government clients	8.9%	31.6%	20.0%	20.0%	3.1%	16.7%	20.0%	27.8%	10.2%	15.4%	13.3%
Increase the level of capacity development in the country	15.6%	26.3%	20.0%	30.0%	15.6%	11.1%	20.0%	44.4%	18.4%	30.8%	26.7%
Reduce the complexity of obtaining World Bank Group financing	11.1%	5.3%	40.0%	10.0%	15.6%	2.8%	20.0%	11.1%	14.3%	23.1%	26.7%
Focus primarily on advocacy issues*	4.4%	0.0%	0.0%	0.0%	3.1%	2.8%	40.0%	5.6%	6.1%	0.0%	0.0%
Increase availability of Reimbursable Advisory Services (RAS)	0.0%	0.0%	0.0%	0.0%	0.0%	0.0%	0.0%	0.0%	2.0%	0.0%	0.0%
Other	4.4%	0.0%	0.0%	0.0%	0.0%	0.0%	0.0%	0.0%	0.0%	0.0%	6.7%

*Significantly different between stakeholder groups

**H. The Future Role of the World Bank Group in Pakistan (continued)**

When considering the combination of services that the World Bank Group offers in Pakistan, and taking into account its limited level of resources, which ONE of the following do you believe the World Bank Group should offer more of in Pakistan? (Select only ONE response)

Percentage of Respondents	Employee of a Ministry	PMU/ Consultant on WBG project	Local Government	Bilateral/ Multilateral Agency	Private Sector/ Financial Sector/ Private Bank	Civil Society	Media	Independent Government Institution	Academia	Judiciary Branch	Other
Financial services	27.3%	10.5%	-	-	16.1%	38.2%	25.0%	25.0%	24.0%	15.4%	20.0%
Knowledge products	22.7%	26.3%	20.0%	33.3%	29.0%	29.4%	75.0%	25.0%	34.0%	15.4%	20.0%
Convening services*	2.3%	5.3%	60.0%	11.1%	12.9%	8.8%	-	6.3%	2.0%	15.4%	6.7%
None of the above	-	5.3%	-	-	3.2%	-	-	-	4.0%	-	6.7%
The combination is appropriate for Pakistan	45.5%	47.4%	20.0%	55.6%	35.5%	20.6%	-	43.8%	32.0%	15.4%	33.3%
Don't know*	2.3%	5.3%	-	-	3.2%	2.9%	-	-	4.0%	38.5%	13.3%

*Significantly different between stakeholder groups

I. Communication and Information Sharing

How do you get most of your information about economic and social development issues in Pakistan? (Choose no more than TWO)

Percentage of Respondents (Responses combined)	Employee of a Ministry	PMU/ Consultant on WBG project	Local Government	Bilateral/ Multilateral Agency	Private Sector/ Financial Sector/ Private Bank	Civil Society	Media	Independent Government Institution	Academia	Judiciary Branch	Other
Periodicals	18.6%	10.5%	0.0%	22.2%	26.5%	8.8%	20.0%	17.6%	23.4%	7.7%	12.5%
International newspapers	4.7%	5.3%	25.0%	22.2%	23.5%	17.6%	0.0%	17.6%	19.1%	23.1%	12.5%
Local radio*	0.0%	0.0%	50.0%	0.0%	0.0%	2.9%	0.0%	0.0%	0.0%	7.7%	12.5%
International radio	0.0%	0.0%	0.0%	11.1%	5.9%	2.9%	0.0%	0.0%	2.1%	0.0%	0.0%
Local television	37.2%	31.6%	25.0%	33.3%	29.4%	17.6%	40.0%	11.8%	23.4%	15.4%	25.0%
International television	14.0%	21.1%	0.0%	11.1%	8.8%	11.8%	20.0%	5.9%	8.5%	15.4%	12.5%
Local newspapers	51.2%	47.4%	25.0%	77.8%	29.4%	38.2%	40.0%	52.9%	42.6%	15.4%	43.8%
Internet	39.5%	42.1%	75.0%	22.2%	38.2%	50.0%	40.0%	52.9%	51.1%	69.2%	50.0%
Social media	14.0%	31.6%	0.0%	0.0%	29.4%	35.3%	40.0%	23.5%	17.0%	15.4%	18.8%
Other	7.0%	0.0%	0.0%	0.0%	0.0%	2.9%	0.0%	11.8%	4.3%	0.0%	6.3%

*Significantly different between stakeholder groups

**I. Communication and Information Sharing (continued)****How would you prefer to obtain information from the World Bank Group? (Choose no more than TWO)**

Percentage of Respondents (Responses combined)	Employee of a Ministry	PMU/ Consultant on WBG project	Local Government	Bilateral/ Multilateral Agency	Private Sector/ Financial Sector/ Private Bank	Civil Society	Media	Independent Government Institution	Academia	Judiciary Branch	Other
Direct contact with World Bank Group*	37.8%	25.0%	0.0%	44.4%	14.7%	14.3%	40.0%	27.8%	14.3%	15.4%	43.8%
e-Newsletters	24.4%	40.0%	40.0%	33.3%	29.4%	34.3%	40.0%	22.2%	38.8%	15.4%	18.8%
World Bank Group's seminars/workshops/conferences*	44.4%	65.0%	40.0%	33.3%	47.1%	25.7%	20.0%	77.8%	32.7%	15.4%	43.8%
WBG's publications and other written materials	48.9%	20.0%	20.0%	55.6%	50.0%	31.4%	20.0%	33.3%	42.9%	15.4%	25.0%
World Bank Group's website	20.0%	15.0%	40.0%	33.3%	17.6%	20.0%	40.0%	11.1%	28.6%	46.2%	37.5%
Social media	6.7%	25.0%	40.0%	0.0%	29.4%	34.3%	40.0%	16.7%	20.4%	23.1%	18.8%
Mobile phones*	4.4%	0.0%	0.0%	0.0%	2.9%	14.3%	0.0%	5.6%	6.1%	30.8%	6.3%
Other	0.0%	0.0%	0.0%	0.0%	0.0%	2.9%	0.0%	0.0%	2.0%	0.0%	0.0%

*Significantly different between stakeholder groups

Are you aware of the World Bank Group's Access to Information Policy under which the WBG will now disclose any information in its possession that is not a list of exceptions?*

Percentage of Respondents	Employee of a Ministry	PMU/ Consultant on WBG project	Local Government	Bilateral/ Multilateral Agency	Private Sector/ Financial Sector/ Private Bank	Civil Society	Media	Independent Government Institution	Academia	Judiciary Branch	Other
Yes	34.1%	58.8%	-	60.0%	24.2%	27.3%	25.0%	35.3%	28.6%	23.1%	6.3%
No	65.9%	41.2%	100.0%	40.0%	75.8%	72.7%	75.0%	64.7%	71.4%	76.9%	93.8%

*Significantly different between stakeholder groups

Have you requested information from the World Bank Group on its activities in the past year?*

Percentage of Respondents	Employee of a Ministry	PMU/ Consultant on WBG project	Local Government	Bilateral/ Multilateral Agency	Private Sector/ Financial Sector/ Private Bank	Civil Society	Media	Independent Government Institution	Academia	Judiciary Branch	Other
Yes	10.3%	17.6%	-	50.0%	10.7%	6.7%	-	38.5%	20.90%	-	14.3%
No	89.7%	82.4%	100.0%	50.0%	89.3%	93.3%	100.0%	61.5%	79.1%	100.0%	85.7%

*Significantly different between stakeholder groups

Were you able to obtain this information?

Percentage of Respondents	Employee of a Ministry	PMU/ Consultant on WBG project	Local Government	Bilateral/ Multilateral Agency	Private Sector/ Financial Sector/ Private Bank	Civil Society	Media	Independent Government Institution	Academia	Judiciary Branch	Other
Yes	50.0%	100.0%	-	80.0%	100.0%	-	-	100.0%	77.8%	-	100.0%
No	50.0%	-	-	20.0%	-	100.0%	-	-	22.2%	-	-

Do you have access to the Internet?*

Percentage of Respondents	Employee of a Ministry	PMU/ Consultant on WBG project	Local Government	Bilateral/ Multilateral Agency	Private Sector/ Financial Sector/ Private Bank	Civil Society	Media	Independent Government Institution	Academia	Judiciary Branch	Other
Yes	97.4%	94.7%	100.0%	100.0%	97.0%	75.0%	75.0%	93.8%	95.7%	53.8%	100.0%
No	2.6%	5.3%	-	-	3.0%	25.0%	25.0%	6.3%	4.3%	46.2%	-

*Significantly different between stakeholder groups

**I. Communication and Information Sharing (continued)****Do you use/have used the World Bank Group website?***

Percentage of Respondents	Employee of a Ministry	PMU/ Consultant on WBG project	Local Government	Bilateral/ Multilateral Agency	Private Sector/ Financial Sector/ Private Bank	Civil Society	Media	Independent Government Institution	Academia	Judiciary Branch	Other
Yes	75.6%	94.7%	75.0%	88.9%	51.5%	62.5%	40.0%	86.7%	80.9%	46.2%	42.9%
No	24.4%	5.3%	25.0%	11.1%	48.5%	37.5%	60.0%	13.3%	19.1%	53.8%	57.1%

*Significantly different between stakeholder groups

Do you currently consult the World Bank Group social media sites?

Percentage of Respondents	Employee of a Ministry	PMU/ Consultant on WBG project	Local Government	Bilateral/ Multilateral Agency	Private Sector/ Financial Sector/ Private Bank	Civil Society	Media	Independent Government Institution	Academia	Judiciary Branch	Other
Yes	12.8%	10.5%	50.0%	33.3%	28.1%	29.0%	-	26.7%	19.6%	7.7%	-
No	87.2%	89.5%	50.0%	66.7%	71.9%	71.0%	100.0%	73.3%	80.4%	92.3%	100.0%

From whom would you prefer to receive information about World Bank Group projects in Pakistan?*

Percentage of Respondents	Employee of a Ministry	PMU/ Consultant on WBG project	Local Government	Bilateral/ Multilateral Agency	Private Sector/ Financial Sector/ Private Bank	Civil Society	Media	Independent Government Institution	Academia	Judiciary Branch	Other
Government agencies implementing World Bank Group-supported projects	26.8%	40.0%	50.0%	10.0%	27.3%	37.5%	25.0%	12.5%	25.5%	25.0%	30.8%
World Bank Group country office	73.2%	60.0%	50.0%	90.0%	72.7%	62.5%	75.0%	87.5%	74.5%	75.0%	69.2%

Which do you primarily use to get information about World Bank Group on the Internet? (Select only ONE response)*

Percentage of Respondents	Employee of a Ministry	PMU/ Consultant on WBG project	Local Government	Bilateral/ Multilateral Agency	Private Sector/ Financial Sector/ Private Bank	Civil Society	Media	Independent Government Institution	Academia	Judiciary Branch	Other
The World Bank's country website	34.1%	42.1%	60.0%	50.0%	30.0%	33.3%	50.0%	38.9%	40.8%	38.5%	37.5%
The World Bank's main website	43.2%	52.6%	20.0%	30.0%	20.0%	24.2%	-	44.4%	36.7%	-	31.3%
World Bank Pakistan's Facebook	4.5%	5.3%	20.0%	10.0%	10.0%	15.2%	-	5.6%	10.2%	15.4%	-
I don't use the internet for this purpose	18.2%	-	-	10.0%	40.0%	27.3%	50.0%	11.1%	12.2%	46.2%	31.3%

*Significantly different between stakeholder groups

Which Internet connection do you use primarily when visiting a World Bank Group website?

Percentage of Respondents	Employee of a Ministry	PMU/ Consultant on WBG project	Local Government	Bilateral/ Multilateral Agency	Private Sector/ Financial Sector/ Private Bank	Civil Society	Media	Independent Government Institution	Academia	Judiciary Branch	Other
High speed/WiFi	95.1%	100.0%	100.0%	100.0%	100.0%	96.9%	100.0%	94.4%	93.2%	100.0%	92.3%
Dial-up	4.9%	-	-	-	-	3.1%	-	5.6%	6.8%	-	7.7%

**I. Communication and Information Sharing (continued)**

Please rate how much you agree with the following statements. (1-Strongly disagree, 10-Strongly agree)

	Employee of a Ministry			PMU/Consultant on WBG project			Local Government			Bilateral/Multilateral Agency			Private Sector/Financial Sector/Private Bank			Civil Society			Media			Independent Government Institution			Academia			Judiciary Branch			Other		
	N	Mean	SD	N	Mean	SD	N	Mean	SD	N	Mean	SD	N	Mean	SD	N	Mean	SD	N	Mean	SD	N	Mean	SD	N	Mean	SD	N	Mean	SD	N	Mean	SD
I find the WBG's websites easy to navigate*	36	7.61	2.03	19	7.47	2.22	4	7.75	0.50	9	7.56	1.33	17	7.29	2.11	23	6.91	1.95	2	9.00	1.41	16	7.25	2.02	37	7.84	1.88	10	4.90	2.64	9	7.44	1.42
I find the information on the WBG's websites useful*	36	8.14	1.44	19	7.32	1.77	4	7.75	0.50	9	7.89	1.45	17	7.65	1.54	23	7.09	1.91	2	8.00	1.41	16	7.50	1.79	37	7.49	1.92	10	4.70	2.41	10	7.70	1.42
The WBG's social media channels are valuable sources of information about the institution	11	7.27	1.85	6	6.33	1.97	3	7.33	1.16	4	7.00	2.45	13	7.00	2.00	22	6.09	2.58	2	8.00	2.83	10	6.90	2.23	24	6.71	2.24	10	4.60	2.37	6	7.33	2.34
When I need information from the WBG I know how to find it	34	7.15	1.99	19	7.32	2.16	3	7.67	2.08	9	7.44	1.74	16	7.44	1.86	24	5.92	2.48	1	8.00	.	15	6.27	2.40	38	6.63	2.50	10	5.40	3.03	9	5.11	2.62
The WBG is responsive to my information requests and inquiries	28	7.43	2.38	15	7.20	2.51	3	7.33	1.16	9	7.33	2.06	13	7.08	2.40	17	6.41	2.27	1	5.00	.	12	7.17	2.29	30	6.27	2.72	8	4.25	3.54	7	5.86	2.91

*Significantly different between stakeholder groups

J. Background Information

How closely do you interact with the World Bank Group at a professional level? (1-Not closely at all, 10-Very closely)

	Employee of a Ministry			PMU/Consultant on WBG project			Local Government			Bilateral/Multilateral Agency			Private Sector/Financial Sector/Private Bank			Civil Society			Media			Independent Government Institution			Academia			Judiciary Branch			Other		
	N	Mean	SD	N	Mean	SD	N	Mean	SD	N	Mean	SD	N	Mean	SD	N	Mean	SD	N	Mean	SD	N	Mean	SD	N	Mean	SD	N	Mean	SD	N	Mean	SD
How closely do you interact with the World Bank Group at a professional level?*	43	6.53	2.79	19	7.68	1.60	5	4.20	3.27	10	7.10	1.85	29	3.83	2.79	26	3.81	2.28	4	4.75	3.86	16	6.00	2.68	46	4.09	2.60	10	3.70	2.87	14	3.93	2.81

*Significantly different between stakeholder groups

Which one of the following best describes your level of interaction with the World Bank Group in your country? (Select only ONE response)*

Percentage of Respondents	Employee of a Ministry	PMU/Consultant on WBG project	Local Government	Bilateral/Multilateral Agency	Private Sector/Financial Sector/Private Bank	Civil Society	Media	Independent Government Institution	Academia	Judiciary Branch	Other
I currently collaborate with the World Bank Group	26.1%	55.0%	-	22.2%	6.1%	11.1%	40.0%	35.3%	14.3%	7.7%	13.3%
I have previously collaborated with the World Bank Group	28.3%	20.0%	20.0%	22.2%	27.3%	27.8%	20.0%	29.4%	16.3%	15.4%	33.3%
Both of the above (I currently collaborate and previously have collaborated with the World Bank Group)	28.3%	20.0%	-	44.4%	9.1%	25.0%	-	17.6%	18.4%	-	6.7%
I have never collaborated with the World Bank Group	17.4%	5.0%	80.0%	11.1%	57.6%	36.1%	40.0%	17.6%	51.0%	76.9%	46.7%

*Significantly different between stakeholder groups

**J. Background Information (continued)**

Which of the following agencies of the World Bank Group do you primarily engage with in Pakistan? (Select only ONE response)*

Percentage of Respondents	Employee of a Ministry	PMU/ Consultant on WBG project	Local Government	Bilateral/ Multilateral Agency	Private Sector/ Financial Sector/ Private Bank	Civil Society	Media	Independent Government Institution	Academia	Judiciary Branch	Other
The World Bank (IBRD)	82.9%	90.0%	25.0%	75.0%	29.2%	63.3%	100.0%	87.5%	60.5%	61.5%	56.3%
The International Finance Corporation (IFC)	4.9%	5.0%	50.0%	12.5%	29.2%	23.3%	-	6.3%	13.2%	15.4%	18.8%
The Multilateral Investment Guarantee Agency (MIGA)	2.4%	5.0%	-	12.5%	12.5%	3.3%	-	-	2.6%	-	6.3%
Other	9.8%	-	25.0%	-	29.2%	10.0%	-	6.3%	23.7%	23.1%	18.8%

*Significantly different between stakeholder groups

Which of the following describes most of your exposure to the World Bank Group in Pakistan? (Choose no more than TWO)

Percentage of Respondents (Responses combined)	Employee of a Ministry	PMU/ Consultant on WBG project	Local Government	Bilateral/ Multilateral Agency	Private Sector/ Financial Sector/ Private Bank	Civil Society	Media	Independent Government Institution	Academia	Judiciary Branch	Other
Observer*	10.9%	5.0%	25.0%	10.0%	46.7%	41.2%	80.0%	6.7%	32.6%	45.5%	7.7%
Use World Bank Group reports/data	30.4%	15.0%	25.0%	10.0%	40.0%	17.6%	40.0%	20.0%	32.6%	18.2%	15.4%
Engage in WBG related/sponsored events/activities	39.1%	40.0%	50.0%	40.0%	23.3%	29.4%	0.0%	40.0%	23.9%	18.2%	23.1%
Collaborate as part of my professional duties*	56.5%	70.0%	25.0%	80.0%	26.7%	17.6%	0.0%	53.3%	19.6%	18.2%	38.5%
Use WBG website for information, data, research, etc.	15.2%	20.0%	0.0%	20.0%	20.0%	35.3%	20.0%	20.0%	37.0%	36.4%	53.8%

*Significantly different between stakeholder groups

What's your gender?

Percentage of Respondents	Employee of a Ministry	PMU/ Consultant on WBG project	Local Government	Bilateral/ Multilateral Agency	Private Sector/ Financial Sector/ Private Bank	Civil Society	Media	Independent Government Institution	Academia	Judiciary Branch	Other
Female	22.2%	42.1%	60.0%	10.0%	20.6%	23.5%	-	5.6%	30.0%	7.7%	18.8%
Male	77.8%	57.9%	40.0%	90.0%	79.4%	76.5%	100.0%	94.4%	70.0%	92.3%	81.3%



Appendix C: Responses to All Questions by Geographic Locations²⁸

Punjab N=135 ● Other Areas N=118

A. General Issues facing Pakistan

In general, would you say that Pakistan is headed in...?

Percentage of Respondents	Punjab	Other Areas
The right direction	44.0%	65.6%
The wrong direction	43.1%	15.6%
Not sure	12.9%	18.8%

Given the development issues facing Pakistan and the current level of effort to address them (by government and non-government donors), would you say that Pakistan is headed in...?

Percentage of Respondents	Punjab	Other Areas
The right direction	42.7%	56.3%
The wrong direction	32.5%	22.9%
Not sure	24.8%	20.8%

²⁸ Only 253 respondents provided the information about their geographic location. Thus, only these respondents were included in the across-location analysis presented in this appendix.

**A. General Issues Facing Pakistan (continued)**

When considering development priorities in Pakistan in the next 3-5 years, please note which development area below should be considered the MOST IMPORTANT development priority in the country?

MOST IMPORTANT		
Percentage of Respondents	Punjab	Other Areas
Education and skill enhancement	29.5%	32.4%
Nutrition	0.0%	2.9%
Health and population	6.4%	2.9%
Law and justice	14.1%	11.8%
Social protection	0.0%	0.0%
Poverty reduction	6.4%	5.9%
Disaster management and risk reduction	1.3%	0.0%
Water, sanitation, and hygiene	3.8%	2.9%
Youth development	0.0%	0.0%
Public sector and civil service reform	1.3%	5.9%
Domestic private sector development	0.0%	0.0%
Anti-corruption and transparency	2.6%	5.9%
Public financial management	0.0%	2.9%
Job creation/employment	2.6%	0.0%
Regulatory framework	0.0%	0.0%
Financial sector	2.6%	0.0%
Economic growth	7.7%	0.0%
Transport	0.0%	0.0%
Communication network	0.0%	0.0%
Energy	17.9%	11.8%
Urban development	1.3%	0.0%
Trade and exports	0.0%	0.0%
Foreign direct investment	0.0%	2.9%
Regional cooperation	1.3%	0.0%
Global cooperation	0.0%	0.0%
Agricultural development and irrigation	1.3%	2.9%
Food security	0.0%	0.0%
Gender	0.0%	0.0%
Equality of opportunity	0.0%	0.0%
Climate change	0.0%	0.0%
Natural resource management*	0.0%	5.9%
Environmental sustainability	0.0%	0.0%
Others	1.3%	2.9%

*Significantly different between locations

**A. General Issues Facing Pakistan (continued)**

When considering development priorities in Pakistan in the next 3-5 years, please note which development area below should be considered the **SECOND MOST IMPORTANT** development priority in the country?

SECOND MOST IMPORTANT		
Percentage of Respondents	Punjab	Other Areas
Education and skill enhancement	11.4%	6.5%
Nutrition	1.3%	0.0%
Health and population	12.7%	6.5%
Law and justice	11.4%	3.2%
Social protection	1.3%	0.0%
Poverty reduction	3.8%	6.5%
Disaster management and risk reduction	0.0%	0.0%
Water, sanitation, and hygiene	0.0%	3.2%
Youth development*	1.3%	9.7%
Public sector and civil service reform	2.5%	3.2%
Domestic private sector development	0.0%	0.0%
Anti-corruption and transparency	8.9%	19.4%
Public financial management	1.3%	3.2%
Job creation/employment	5.1%	6.5%
Regulatory framework	0.0%	3.2%
Financial sector	0.0%	3.2%
Economic growth	10.1%	6.5%
Transport	2.5%	0.0%
Communication network	0.0%	3.2%
Energy	19.0%	6.5%
Urban development	1.3%	0.0%
Trade and exports	1.3%	0.0%
Foreign direct investment	0.0%	0.0%
Regional cooperation	0.0%	3.2%
Global cooperation	0.0%	0.0%
Agricultural development and irrigation	2.5%	0.0%
Food security	1.3%	0.0%
Gender	1.3%	3.2%
Equality of opportunity	0.0%	0.0%
Climate change	0.0%	3.2%
Natural resource management	0.0%	0.0%
Environmental sustainability	1.3%	0.0%
Others	0.0%	0.0%

*Significantly different between locations

**A. General Issues Facing Pakistan (continued)**

When considering development priorities in Pakistan in the next 3-5 years, please note which development area below should be considered the **THIRD MOST IMPORTANT** development priority in the country?

THIRD MOST IMPORTANT		
Percentage of Respondents	Punjab	Other Areas
Education and skill enhancement	18.8%	11.4%
Nutrition	1.3%	0.0%
Health and population	1.3%	5.7%
Law and justice	12.5%	11.4%
Social protection	0.0%	2.9%
Poverty reduction	6.3%	2.9%
Disaster management and risk reduction	2.5%	2.9%
Water, sanitation, and hygiene	1.3%	2.9%
Youth development	1.3%	2.9%
Public sector and civil service reform	1.3%	5.7%
Domestic private sector development	1.3%	0.0%
Anti-corruption and transparency*	0.0%	5.7%
Public financial management	1.3%	0.0%
Job creation/employment	1.3%	2.9%
Regulatory framework	1.3%	2.9%
Financial sector	0.0%	2.9%
Economic growth	6.3%	0.0%
Transport	1.3%	0.0%
Communication network	0.0%	0.0%
Energy	21.3%	17.1%
Urban development	3.8%	0.0%
Trade and exports	2.5%	0.0%
Foreign direct investment	1.3%	0.0%
Regional cooperation	1.3%	0.0%
Global cooperation	0.0%	2.9%
Agricultural development and irrigation	5.0%	5.7%
Food security	2.5%	0.0%
Gender	1.3%	5.7%
Equality of opportunity	2.5%	5.7%
Climate change	0.0%	0.0%
Natural resource management	0.0%	0.0%
Environmental sustainability	0.0%	0.0%
Others	0.0%	0.0%

*Significantly different between locations

**A. General Issues Facing Pakistan (continued)**

Poverty reduction is a broad term that encompasses work in many different areas. Which **THREE** areas of development listed below do you believe would contribute most to reducing poverty in Pakistan? (Choose no more than **THREE**)

Percentage of Respondents (Responses combined)	Punjab	Other Areas
Law and justice*	34.1%	8.5%
Nutrition	0.0%	1.7%
Health and population	9.4%	13.6%
Education and skill enhancement	48.2%	62.7%
Social protection	11.8%	16.9%
Water, sanitation, and hygiene	1.2%	1.7%
Disaster management and risk reduction	2.4%	3.4%
Youth development	12.9%	5.1%
Regulatory framework	3.5%	6.8%
Domestic private sector development	7.1%	3.4%
Anti-corruption and transparency	10.6%	10.2%
Public financial management	4.7%	5.1%
Public sector and civil service reform	5.9%	3.4%
Financial sector	5.9%	3.4%
Job creation/employment	36.5%	47.5%
Energy*	30.6%	6.8%
Communication network	1.2%	0.0%
Transport	3.5%	6.8%
Urban development	1.2%	0.0%
Global cooperation	4.7%	1.7%
Foreign direct investment	2.4%	3.4%
Regional cooperation	0.0%	1.7%
Trade and exports	4.7%	1.7%
Agricultural development and irrigation	30.6%	22.0%
Food security	5.9%	11.9%
Gender	1.2%	5.1%
Equality of opportunity	10.6%	11.9%
Environmental sustainability	0.0%	1.7%
Natural resource management	2.4%	1.7%
Climate change	0.0%	1.7%
Others	0.0%	0.0%

*Significantly different between locations

**A. General Issues Facing Pakistan (continued)**

Economic growth can be driven by a number of factors. Which THREE areas of development listed below do you believe would contribute most to economic growth in Pakistan? (Choose no more than THREE)

Percentage of Respondents (Responses combined)	Punjab	Other Areas
Law and justice*	22.1%	8.3%
Nutrition	3.5%	0.0%
Health and population	7.0%	8.3%
Education and skill enhancement	26.7%	31.7%
Social protection	3.5%	1.7%
Water, sanitation, and hygiene	1.2%	1.7%
Disaster management and risk reduction	1.2%	0.0%
Youth development	7.0%	8.3%
Regulatory framework	4.7%	6.7%
Domestic private sector development	15.1%	5.0%
Anti-corruption and transparency	31.4%	21.7%
Public financial management	3.5%	8.3%
Public sector and civil service reform	2.3%	1.7%
Financial sector	7.0%	6.7%
Job creation/employment	11.6%	5.0%
Energy	46.5%	58.3%
Communication network	1.2%	3.3%
Transport	7.0%	6.7%
Urban development	4.7%	6.7%
Global cooperation*	9.3%	0.0%
Foreign direct investment*	4.7%	21.7%
Regional cooperation	3.5%	6.7%
Trade and exports	17.4%	16.7%
Agricultural development and irrigation*	29.1%	15.0%
Food security	0.0%	1.7%
Gender	2.3%	1.7%
Equality of opportunity*	9.3%	0.0%
Environmental sustainability	4.7%	0.0%
Natural resource management*	1.2%	11.7%
Climate change	1.2%	1.7%
Others	0.0%	0.0%

*Significantly different between locations

**A. General Issues Facing Pakistan (continued)**

When thinking about the idea of “shared prosperity” in your country, which of the following TWO best illustrate how this would be achieved in Pakistan? (Choose no more than TWO)

Percentage of Respondents (Responses combined)	Punjab	Other Areas
More reliable social safety net	8.4%	9.6%
Better employment opportunities for women	6.9%	8.7%
Greater access to micro-finance for the poor	11.5%	9.6%
A growing middle class	18.3%	17.4%
Greater access to health and nutrition for citizens	8.4%	10.4%
Better entrepreneurial opportunities	23.7%	21.7%
Greater voice and participation for citizens to help ensure greater accountability	5.3%	5.2%
Better opportunity for the poor who live in rural areas	16.0%	13.9%
Better opportunity for the poor who live in urban areas*	3.8%	0.0%
Consistent economic growth	24.4%	26.1%
Better employment opportunities for young people	22.1%	13.9%
Greater equity of fiscal policy	3.1%	5.2%
Education and training that better ensure job opportunities	38.2%	47.0%
Better quality public services	8.4%	7.8%
Other	1.5%	2.6%

*Significantly different between locations

When taking into consideration all the challenges Pakistan faces, how relevant do you believe the following priorities are for Pakistan? (1-Not relevant at all, 10-Very relevant)

	Punjab			Other Areas		
	N	Mean	SD	N	Mean	SD
Climate change	128	5.96	2.55	110	6.45	2.68
Gender	128	6.38	2.45	107	6.73	2.49
Trade	126	8.62	1.85	110	8.52	1.86
Food and nutrition security	130	8.42	1.84	115	8.58	1.97

Do you think the gap between the rich and the poor is a very big problem, a moderately big problem, a small problem or not a problem at all in Pakistan? (Select only ONE response)

Percentage of Respondents	Punjab	Other Areas
A very big problem	63.0%	63.2%
A moderately big problem	34.8%	29.9%
A small problem	.7%	5.1%
Not a problem at all	1.5%	.9%
Don't know	-	.9%

In your view, is global climate change a very serious problem, somewhat serious, not too serious, or not a problem? (Select only ONE response)

Percentage of Respondents	Punjab	Other Areas
A very big problem	31.3%	28.2%
A moderately big problem	51.5%	54.7%
A small problem	11.2%	13.7%
Not a problem at all	3.7%	2.6%
Don't know	2.2%	.9%

**B. Overall Attitudes toward the World Bank Group**

	Punjab			Other Areas		
	N	Mean	SD	N	Mean	SD
How familiar are you with the work of the WBG in Pakistan?	132	6.10	2.60	117	6.66	2.24

(1-Not familiar at all, 10-Extremely familiar)

	Punjab			Other Areas		
	N	Mean	SD	N	Mean	SD
Overall, please rate your impression of the WBG's effectiveness in Pakistan?	127	5.70	2.20	111	6.00	2.08

(1-Not effective at all, 10-Very effective)

	Punjab			Other Areas		
	N	Mean	SD	N	Mean	SD
To what extent do you believe the WBG's staff is well prepared to help Pakistan solve its most complicated development challenges?	119	5.81	2.39	98	6.27	2.24

(1-To no degree at all, 10-To a very significant degree)

**B. Overall Attitudes toward the World Bank Group (continued)**

When thinking about how the World Bank Group can have the most impact on development results in Pakistan, in which sectoral areas do you believe the World Bank Group should focus most of its resources (financial and knowledge services) in Pakistan? (Choose no more than THREE)

Percentage of Respondents (Responses combined)	Punjab	Other Areas
Law and justice*	31.3%	11.4%
Nutrition	1.7%	2.3%
Health and population	15.7%	15.9%
Education and skill enhancement	42.6%	46.6%
Social protection	2.6%	6.8%
Poverty reduction	13.9%	14.8%
Disaster management and risk reduction	8.7%	4.5%
Water, sanitation, and hygiene	5.2%	6.8%
Youth development	7.0%	11.4%
Public sector and civil service reform*	6.1%	15.9%
Domestic private sector development	5.2%	4.5%
Anti-corruption and transparency	15.7%	15.9%
Regulatory framework	3.5%	5.7%
Job creation/employment	16.5%	10.2%
Public financial management	2.6%	8.0%
Financial sector	5.2%	4.5%
Economic growth	16.5%	12.5%
Energy	40.9%	44.3%
Communication network	2.6%	2.3%
Transport	2.6%	2.3%
Urban development	2.6%	3.4%
Trade and exports	10.4%	4.5%
Foreign direct investment	2.6%	1.1%
Regional cooperation	0.9%	3.4%
Global cooperation	2.6%	1.1%
Agricultural development and irrigation	16.5%	18.2%
Food security	1.7%	6.8%
Gender	2.6%	6.8%
Equality of opportunity	3.5%	3.4%
Natural resource management	3.5%	4.5%
Climate change	1.7%	0.0%
Environmental sustainability	1.7%	0.0%
Others	0.9%	0.0%

*Significantly different between locations

When thinking about the World Bank Group's role, which activity do you believe is of GREATEST VALUE in Pakistan?

GREATEST VALUE Percentage of Respondents	Punjab	Other Areas
Data	7.7%	7.6%
Policy advice, studies, analyses	12.0%	7.6%
Financial resources	25.6%	20.7%
Introducing innovations through projects or analytical work	8.5%	9.8%
Technical assistance	11.1%	14.1%
Mobilizing third party financial resources	0.9%	3.3%
Donor coordination	4.3%	5.4%
Linkage to non-Bank expertise	2.6%	0.0%
Capacity development	12.8%	15.2%
Bringing discipline and effective supervision in the implementation of investment projects	13.7%	16.3%
Other	0.9%	0.0%

**B. Overall Attitudes toward the World Bank Group (continued)**

When thinking about the World Bank Group's role, which activity do you believe is of 2ND GREATEST VALUE in Pakistan?

2 ND GREATEST VALUE Percentage of Respondents	Punjab	Other Areas
Data	2.6%	3.4%
Policy advice, studies, analyses	6.8%	14.8%
Financial resources	9.4%	10.2%
Introducing innovations through projects or analytical work	7.7%	4.5%
Technical assistance	15.4%	8.0%
Mobilizing third party financial resources	10.3%	6.8%
Donor coordination	9.4%	8.0%
Linkage to non-Bank expertise	3.4%	1.1%
Capacity development	20.5%	21.6%
Bringing discipline and effective supervision in the implementation of investment projects	12.8%	20.5%
Other	1.7%	1.1%

How EFFECTIVE do you believe the World Bank Group is in terms of the capacity building work it does in each of the following areas in Pakistan? (1-Not effective at all, 10-Very effective)

	Punjab			Other Areas		
	N	Mean	SD	N	Mean	SD
Project implementation (or other organizational strengthening)	104	6.23	2.05	85	6.40	2.03
Citizen engagement (incorporating citizens' voices into development)	94	5.18	2.21	76	5.20	2.48
Policy design (for clarity and better incentives to achieve development goals)	97	6.24	2.37	77	6.35	2.35

When thinking about how to improve capacity building in Pakistan to help ensure better development results, looking forward, how IMPORTANT is it for the World Bank Group to be involved in the following aspects of capacity building?

(1-Not important at all, 10-Very important)

	Punjab			Other Areas		
	N	Mean	SD	N	Mean	SD
Project implementation (or other organizational strengthening)	111	7.42	2.59	99	7.75	2.05
Citizen engagement (incorporating citizens' voices into development)	110	7.16	2.44	92	7.27	2.42
Policy design (for clarity and better incentives to achieve development goals)	109	7.54	2.54	97	7.89	2.01

**B. Overall Attitudes toward the World Bank Group (continued)**

Which of the following do you identify as the World Bank Group's greatest WEAKNESSES in its work in Pakistan? (Choose no more than TWO)

Percentage of Respondents (Responses combined)	Punjab	Other Areas
Not client focused	4.7%	5.4%
Not exploring alternative policy options	3.9%	4.5%
Not being able to mobilize relevant knowledge from other countries	4.7%	1.8%
Its advice and strategies do not lend themselves to practical problem solving	14.8%	14.3%
Not enough public disclosure of its work	14.8%	11.6%
Arrogant in its approach	7.8%	6.3%
Being too risk averse	6.3%	2.7%
Staff too inaccessible	10.9%	6.3%
The credibility of its knowledge/data*	6.3%	0.0%
World Bank Group's processes too complex	8.6%	9.8%
Not willing to honestly criticize policies and reform efforts in the country*	3.9%	14.3%
Not enough decentralization to the provinces	4.7%	8.9%
Too influenced by developed countries	19.5%	17.0%
Imposing technocratic solutions without regard to political realities	8.6%	13.4%
World Bank Group's processes too slow	8.6%	13.4%
Not aligned with other donors' work	0.8%	3.6%
Not being able to work across sectors	1.6%	1.8%
Not aligned with country priorities*	20.3%	7.1%
Not adequately sensitive to political/social realities in Pakistan	16.4%	17.0%
Not collaborating enough with stakeholders outside the Government	6.3%	12.5%
Too narrowly focused on its environmental and social safeguard policies	4.7%	10.7%
Other	1.6%	0.0%
Don't know	10.2%	8.0%

*Significantly different between locations

Which World Bank Group's instruments do you believe are the MOST EFFECTIVE in reducing poverty in Pakistan? (Choose no more than TWO)

MOST EFFECTIVE Percentage of Respondents	Punjab	Other Areas
Multi-sectoral approaches	25.8%	20.6%
Knowledge products/services	13.3%	13.7%
Investment lending	28.3%	25.5%
Technical assistance	22.5%	34.3%
Capacity development	25.0%	22.5%
Policy based lending / budget support to the Government	12.5%	10.8%
Trust Fund management	8.3%	5.9%
Results-based lending	20.8%	16.7%
Other	0.8%	0.0%
Don't know	9.2%	6.9%

**B. Overall Attitudes toward the World Bank Group (continued)**

Which World Bank Group's instruments do you believe are the **LEAST EFFECTIVE** in reducing poverty in Pakistan? (Choose no more than TWO)

LEAST EFFECTIVE Percentage of Respondents	Punjab	Other Areas
Multi-sectoral approaches	13.8%	14.1%
Knowledge products/services	22.0%	13.1%
Investment lending*	20.3%	9.1%
Technical assistance	8.9%	12.1%
Capacity development*	11.4%	22.2%
Policy based lending / budget support to the Government	22.0%	19.2%
Trust Fund management	22.0%	17.2%
Results-based lending	27.6%	20.2%
Other	0.0%	2.0%
Don't know	13.0%	16.2%

*Significantly different between locations

To what extent do you believe that the World Bank Group's work and support help the poorest in Pakistan?
(Select only ONE response)

Percentage of Respondents	Punjab	Other Areas
To a fully sufficient degree	6.2%	3.4%
To a somewhat sufficient degree	26.9%	31.6%
To a somewhat insufficient degree	28.5%	29.9%
To a very insufficient degree	26.9%	24.8%
Don't know	11.5%	10.3%

In addition to the regular relations with the national government, which **TWO** of the following groups should the World Bank Group collaborate with more in your country? (Choose no more than TWO)

Percentage of Respondents (Responses combined)	Punjab	Other Areas
Academia/think tanks/research institutes	40.5%	42.1%
Donor community	8.4%	8.8%
Media	8.4%	5.3%
Local Government	27.5%	26.3%
Private sector	19.1%	16.7%
Parliament	6.9%	7.9%
NGOs/Community-based organizations (CBOs)	12.2%	15.8%
Youth/university groups	23.7%	16.7%
Beneficiaries	18.3%	14.0%
Foundations	5.3%	6.1%
Provincial Governments	17.6%	26.3%
Faith-based organizations	3.8%	2.6%
Other	2.3%	3.5%
Don't know	2.3%	1.8%

**B. Overall Attitudes toward the World Bank Group (continued)****To what extent do you agree with the following statements about the World Bank Group's work in Pakistan?**

	Punjab			Other Areas		
	N	Mean	SD	N	Mean	SD
Overall the WBG currently plays a relevant role in development in Pakistan	124	5.86	2.20	108	6.19	2.21
The WBG's work is aligned with what I consider the development priorities for Pakistan	125	5.49	2.20	106	5.75	2.08
The WBG supports programs and strategies that are realistic for Pakistan	123	5.39	2.30	106	5.86	2.17
The WBG treats clients and stakeholders in Pakistan with respect*	115	6.17	2.48	96	7.21	1.99
To maximize the impact of its limited resources, the WBG strategically supports programs where it has the most expertise and/or comparative advantage	114	6.42	2.21	97	6.79	2.04

(1-Strongly disagree, 10-Strongly agree) *Significantly different between locations

To what extent is the World Bank Group an effective development partner in Pakistan, in terms of each of the following?

	Punjab			Other Areas		
	N	Mean	SD	N	Mean	SD
Responsiveness	115	5.77	2.24	101	6.30	2.04
Flexibility (in terms of the institution's products and services)	114	5.39	2.01	96	5.72	1.80
Flexibility (in terms of changing country circumstances)	115	5.21	1.95	95	5.60	1.90
Being inclusive	112	5.75	2.08	96	5.80	2.19
Openness	115	5.48	2.23	101	6.07	2.30
Staff accessibility	118	5.58	2.39	100	5.83	2.42
Straightforwardness & honesty*	115	5.68	2.39	102	6.80	2.17
Ease of access to the people at the WBG who are making decisions important to my work	116	5.32	2.35	91	5.77	2.41
Collaboration with civil society	115	5.71	2.30	87	5.67	2.16
Collaboration with the Government*	121	6.68	2.12	100	7.70	1.94
Collaboration with other donors and development partners*	111	6.32	2.02	90	7.12	1.90
Collaboration with the private sector	116	5.67	2.13	86	5.67	2.06
The speed in which it gets things accomplished on the ground	113	5.80	2.22	92	5.48	2.22
Being a long-term partner*	113	6.36	2.36	95	7.48	2.00

(1-To no degree at all, 10-To a very significant degree) *Significantly different between stakeholder groups

To be more effective development partner in Pakistan, do you believe that the World Bank Group should have?**(Select only ONE response)**

Percentage of Respondents	Punjab	Other Areas
More local presence	61.1%	64.1%
The current level of local presence is adequate	16.8%	17.1%
Less local presence	15.3%	7.7%
Don't know	6.9%	11.1%

**B. Overall Attitudes toward the World Bank Group (continued)**

When World Bank Group assisted reform efforts fail or are slow to take place, which of the following would you attribute this to? (Choose no more than TWO)

Percentage of Respondents (Responses combined)	Punjab	Other Areas
The World Bank Group does not do adequate follow through/follow-up	9.8%	14.4%
Strict compliance requirements with the World Bank Group's environment and social safeguard policies	11.3%	15.3%
The World Bank Group is not sensitive enough to political/social realities on the ground	37.6%	29.7%
Lack of/inadequate levels of capacity in Government	24.1%	34.2%
There is not an adequate level of citizen/civil society participation	18.8%	13.5%
The World Bank Group works too slowly	9.0%	8.1%
The Government works inefficiently	27.8%	20.7%
Political pressures and obstacles	24.1%	17.1%
Reforms are not well thought out in light of country challenges	18.8%	28.8%
Poor donor coordination	3.0%	3.6%
Other	1.5%	2.7%

**C. World Bank Group's Sectoral Effectiveness and Results**

In your opinion, how IMPORTANT is it for the World Bank Group to be involved in the following areas of development in Pakistan? (1-Not important at all, 10-Very important)

	Punjab			Other Areas		
	N	Mean	SD	N	Mean	SD
Education and skill enhancement*	126	8.38	2.00	103	9.06	1.56
Youth development	121	7.62	2.10	92	7.78	2.13
Health and population	117	7.99	1.96	91	8.34	1.92
Law and justice	120	7.83	2.32	92	7.34	2.52
Social protection	120	7.08	1.97	90	6.92	2.25
Poverty reduction*	122	7.85	2.06	100	8.53	1.73
Disaster management and risk reduction	121	7.28	2.08	89	7.19	2.07
Water, sanitation, and hygiene	121	7.71	2.03	94	7.83	1.90
Nutrition	118	7.03	2.13	92	7.36	2.29
Public sector and civil service reform	121	7.12	2.25	89	7.60	2.30
Domestic private sector development	118	7.08	2.20	89	7.35	1.82
Economic growth*	124	7.79	2.07	93	8.38	1.81
Public financial management	122	7.43	2.06	92	7.85	1.76
Job creation/employment	122	7.75	2.21	96	7.95	2.03
Regulatory framework	118	6.94	2.13	89	7.43	2.15
Financial sector	118	7.29	2.06	95	7.73	1.76
Anti-corruption and transparency	120	7.91	2.24	92	8.27	1.88
Transport*	120	6.96	2.13	94	7.83	2.02
Communication network	120	6.76	2.24	88	7.07	2.25
Energy	127	8.79	1.71	107	9.06	1.62
Urban development	120	6.99	2.23	91	7.37	1.99
Regional cooperation	119	7.47	2.19	98	7.64	2.33
Foreign direct investment	122	7.73	2.01	94	8.01	1.99
Trade and exports	122	8.08	1.98	96	8.10	2.01
Global cooperation	117	7.51	2.00	90	7.54	2.08
Agricultural development and irrigation*	130	8.12	2.06	109	8.62	1.67
Food security*	119	7.48	2.02	95	8.27	1.77
Gender	121	6.68	2.40	92	6.99	2.44
Equality of opportunity	123	7.46	2.34	107	7.89	2.19
Environmental sustainability*	122	6.89	2.21	95	7.47	2.03
Natural resource management	124	7.73	2.13	100	8.03	2.14
Climate change	122	6.86	2.25	95	7.22	2.15
Others	11	7.91	2.74	8	8.75	2.38

*Significantly different between locations

**C. World Bank Group's Sectoral Effectiveness and Results (continued)**

How EFFECTIVE do you believe the World Bank Group is in terms of the work it does in the following areas of development in Pakistan? (1-Not effective at all, 10-Very effective)

	Punjab			Other Areas		
	N	Mean	SD	N	Mean	SD
Water, sanitation, and hygiene	100	5.75	2.32	57	5.89	2.52
Nutrition	99	5.84	2.15	55	5.42	2.27
Health and population	100	6.08	2.22	66	5.98	2.33
Law and justice	96	5.15	2.64	51	4.78	2.42
Social protection	100	5.80	2.21	62	5.94	2.53
Poverty reduction	112	5.87	2.48	76	6.38	2.34
Disaster management and risk reduction	104	5.85	2.28	68	6.00	2.45
Education and skill enhancement	104	6.34	2.31	74	6.16	2.44
Youth development*	101	5.78	2.19	56	4.93	2.28
Public sector and civil service reform	102	5.37	2.18	65	5.46	2.37
Domestic private sector development	98	5.58	2.19	49	4.82	2.32
Anti-corruption and transparency	98	5.21	2.65	61	5.02	2.52
Public financial management	101	5.54	2.21	67	5.96	2.32
Job creation/employment	100	5.53	2.57	61	5.16	2.33
Regulatory framework	93	5.55	2.14	63	5.81	2.36
Financial sector	102	5.61	2.25	63	6.02	2.29
Economic growth	105	6.05	2.32	69	6.22	2.14
Transport	101	5.27	2.25	67	5.91	2.30
Communication network	96	5.27	2.11	49	5.12	2.02
Energy	107	6.28	2.32	71	5.90	2.47
Urban development*	97	5.68	2.16	49	4.88	2.46
Trade and exports	96	5.59	2.33	49	5.29	2.37
Foreign direct investment	97	5.72	2.34	54	5.13	2.33
Regional cooperation	99	5.86	2.35	55	5.71	2.33
Global cooperation	98	5.66	2.33	53	6.08	2.39
Agricultural development and irrigation	101	5.96	2.22	68	6.06	2.49
Food security	97	5.47	2.18	58	5.26	2.59
Gender	98	5.53	1.85	71	5.97	2.44
Equality of opportunity	98	5.79	2.44	65	5.48	2.44
Environmental sustainability	100	5.38	2.05	62	5.97	2.40
Natural resource management	92	5.66	2.30	54	5.65	2.44
Climate change	92	5.27	2.11	63	5.59	2.44
Others	13	4.31	1.89	3	2.33	1.53

*Significantly different between locations

**C. World Bank Group's Effectiveness and Results (continued)**

To what extent do you agree/disagree with the following statements about the cash transfer and social protection programs in Pakistan? (1-Strongly disagree, 10-Strongly agree)

	Punjab			Other Areas		
	N	Mean	SD	N	Mean	SD
The introduction of technology based systems in social safety net operations has increased transparency, accountability, and overall impact.*	115	6.56	2.47	94	7.40	2.29
Inclusion of education for primary school age children in cash transfer program is a good way to invest in human capital.	119	7.01	2.55	94	7.47	2.12
The National Safety Net platform managed by an independent board of directors helps strengthen the WBG's social protection programs in Pakistan.	111	6.86	2.30	78	7.32	2.09

*Significantly different between locations

Where are the World Bank Group's decisions made primarily that support the program in Pakistan? (Select only 1 response)

Percentage of Respondents	Punjab	Other Areas
At the Headquarters (in Washington D.C.)	41.9%	53.1%
In the country	33.1%	22.1%
Don't know	25.0%	24.8%

	Punjab			Other Areas		
	N	Mean	SD	N	Mean	SD
To what extent does the WBG's work help to achieve development results in Pakistan?	121	5.90	2.06	103	6.18	1.83

(1-To no degree at all, 10-To a very significant degree)

To what extent do you agree with the following statements about the World Bank Group in Pakistan?

	Punjab			Other Areas		
	N	Mean	SD	N	Mean	SD
The WBG's financial instruments meet the needs of Pakistan*	118	4.92	2.22	96	5.52	2.12
The WBG meets Pakistan's needs for knowledge services*	118	5.23	2.24	96	5.97	2.03

(1-Strongly disagree, 10-Strongly agree) *Significantly different between locations

	Punjab			Other Areas		
	N	Mean	SD	N	Mean	SD
Overall, how effective is the WBG at using its convening power to mobilize outside or additional support and resources for development in Pakistan?	107	5.79	2.06	92	6.01	2.06

(1-Not effective at all, 10-Very effective)

	Punjab			Other Areas		
	N	Mean	SD	N	Mean	SD
To what extent do you believe the WBG measures and corrects its work in real time in Pakistan?	112	5.79	2.06	92	5.82	2.01

(1-To no degree at all, 10-To a very significant degree)

**D. The IFC and World Bank**

Are you aware of the IFC (International Finance Corporation), the private sector arm of the World Bank Group?

Percentage of Respondents	Punjab	Other Areas
Yes	36.2%	47.8%
No	63.8%	52.2%

Has your organization availed any services from the IFC?*

Percentage of Respondents	Punjab	Other Areas
Yes	32.6%	15.1%
No	67.4%	84.9%

*Significantly different between locations

Please indicate the type of services your organization availed from the IFC in the past five years. (Choose all that apply)

Percentage of Respondents (Responses combined)	Punjab	Other Areas
Loan	20.0%	25.0%
Equity	13.3%	0.0%
Guarantee	20.0%	0.0%
Advisory services	33.3%	75.0%
Don't know	26.7%	0.0%
Others	6.7%	25.0%

Do your projects involve both the World Bank and the IFC?

Percentage of Respondents	Punjab	Other Areas
Yes	22.2%	16.0%
No	77.8%	84.0%

If yes, what was your view of how the two institutions work together in Pakistan? (Select only ONE response)

Percentage of Respondents	Punjab	Other Areas
The two institutions work well together	18.2%	22.2%
The way the two institutions work together needs improvement	54.5%	44.4%
The two institutions do not work well together	9.1%	11.1%
Don't know	18.2%	22.2%

How would you describe the overall impact of IFC advisory/investment services on your organization?
(Select only ONE response)

Percentage of Respondents	Punjab	Other Areas
Very positive impact	7.0%	6.5%
Somewhat positive impact	37.2%	23.9%
Somewhat negative impact	4.7%	4.3%
Very negative impact	7.0%	2.2%
No impact at all	20.9%	17.4%
Don't know	23.3%	45.7%

How would you describe the role of IFC advisory/investment services in private sector development in Pakistan?
(Select only ONE response)

Percentage of Respondents	Punjab	Other Areas
A very positive role	11.9%	16.0%
A somewhat positive role	45.2%	46.0%
A somewhat negative role	4.8%	2.0%
A very negative role	4.8%	2.0%
IFC's advisory/investment services don't play a role in private sector development in the country	4.8%	8.0%
Don't know	28.6%	26.0%

**E. The World Bank Group's Knowledge Work and Activities**

How frequently do you consult World Bank Group's knowledge work and activities in the work you do?

(Select only ONE response)*

Percentage of Respondents	Punjab	Other Areas
Weekly	6.1%	6.8%
Monthly	14.4%	17.9%
A few times a year	28.0%	49.6%
Rarely	28.8%	14.5%
Never	22.7%	11.1%

*Significantly different between locations

How effective do you believe the World Bank Group has been in Pakistan in using its knowledge work and activities:

	Punjab			Other Areas		
	N	Mean	SD	N	Mean	SD
Raising your awareness of the particular topic*	112	5.71	2.46	97	6.49	2.32
Stimulating public debate/dialogue	111	5.31	2.31	88	5.34	2.33
Enhancing your knowledge and/or skills*	114	5.63	2.52	95	6.42	2.36
Contributing to good policy making	113	5.75	2.32	92	6.07	2.32
Providing support for program implementation*	114	5.89	2.34	96	6.56	2.24

(1-Not effective at all, 10-Very effective) *Significantly different between locations

In Pakistan, to what extent do you believe that the World Bank Group's knowledge work and activities:

	Punjab			Other Areas		
	N	Mean	SD	N	Mean	SD
Are timely	109	5.73	2.30	90	6.04	2.32
Include appropriate level of stakeholder involvement during preparation	109	5.61	2.43	92	6.09	2.27
Providing linkage to non-Bank expertise	98	5.61	2.07	73	5.67	2.32
Lead to practical solutions	108	5.41	2.33	91	5.96	2.18
Are accessible (well written and easy to understand)*	110	5.78	2.43	92	6.75	2.22
Are source of relevant information on global good practices*	109	5.95	2.28	96	7.05	1.95
Are adequately disseminated*	109	5.67	2.29	96	6.44	2.22
Are translated enough into local language	106	5.28	2.38	81	5.07	2.40
Are adaptable to Pakistan's specific development challenges and country circumstances*	113	5.39	2.43	95	6.13	2.21

(1-To no degree at all, 10-To a very significant degree) *Significantly different between locations

	Punjab			Other Areas		
	N	Mean	SD	N	Mean	SD
Overall, how significant a contribution do you believe the WBG's knowledge work and activities make to development results in your country?	120	5.74	2.18	99	6.09	2.04
Overall, how would you rate the technical quality of the WBG's knowledge work and activities?*	122	6.37	1.97	100	7.14	1.85

(1-Not significant at all, 10-Very significant; 1-Very low technical quality, 10-Very high technical quality)

*Significantly different between locations

**F. Working with the World Bank Group****To what extent do you agree/disagree with the following statements? (1-Strongly disagree, 10-Strongly agree)**

	Punjab			Other Areas		
	N	Mean	SD	N	Mean	SD
The WBG disburses funds promptly*	108	5.90	2.45	79	6.70	2.24
The WBG effectively monitors and evaluates the projects and programs it supports	118	6.34	2.43	98	6.93	2.11
The WBG's approvals and reviews are done in a timely fashion	115	5.97	2.57	89	6.58	2.20
The WBG's "Safeguard Policy" requirements are reasonable	104	5.68	2.31	72	6.18	2.11
The WBG's conditions on its lending are reasonable*	103	5.40	2.48	85	6.19	2.06
The WBG takes decisions quickly in Pakistan	109	5.37	2.60	84	5.58	2.26
Working with the WBG increases Pakistan's institutional capacity*	116	5.65	2.75	96	6.43	2.34
Where country systems are adequate, the WBG makes appropriate use of them	107	5.86	2.39	84	6.18	2.15
The WBG provides effective implementation support	115	5.80	2.55	92	6.22	2.42

*Significantly different between locations

	Punjab			Other Areas		
	N	Mean	SD	N	Mean	SD
To what extent do you believe that the WBG's work helps to find solutions that promote private public partnerships in Pakistan?	116	5.90	2.00	75	6.28	2.17

(1-To no degree at all, 10-To a very significant degree)

	Punjab			Other Areas		
	N	Mean	SD	N	Mean	SD
To what extent do you believe that the WBG's "Safeguard Policies" help to achieve environmental and social sustainability in Pakistan?	110	5.97	2.13	70	6.06	2.19

(1-To no degree at all, 10-To a very significant degree)

Which of the following best describes the way the World Bank Group operates in Pakistan? (Select only ONE response)*

Percentage of Respondents	Punjab	Other Areas
The World Bank Group takes too much risk in Pakistan	9.0%	.9%
The World Bank Group does not take enough risk in Pakistan	37.3%	37.4%
The World Bank Group's approach to risk is appropriate	32.8%	33.0%
Don't know	20.9%	28.7%

*Significantly different between locations

Which of the following best describes the World Bank Group's support in Pakistan? (Select only ONE response)*

Percentage of Respondents	Punjab	Other Areas
The World Bank Group is sufficiently selective and focuses on the most important development challenges in Pakistan	33.8%	48.7%
The World Bank Group is not sufficiently selective in Pakistan, and it is involved in too many areas of development	37.6%	31.3%
Don't know	28.6%	20.0%

*Significantly different between locations

**F. Working with the World Bank Group (continued)****How familiar are you with World Bank Group's procurement policies? (Select only one response)***

Percentage of Respondents	Punjab	Other Areas
Very familiar	9.6%	15.2%
Somewhat familiar	20.8%	30.4%
Somewhat unfamiliar	16.0%	14.3%
Very unfamiliar	12.8%	7.1%
Don't know	40.8%	33.0%

Significantly different between locations*How effective are the World Bank Group's procurement policies relative to alternative procurement methods?***(1-Not effective at all, 10-Very effective)*

	Punjab			Other Areas		
	N	Mean	SD	N	Mean	SD
How effective are the World Bank Group's procurement policies relative to alternative procurement methods?	36	7.11	1.94	48	7.56	1.61

To improve the effectiveness of the World Bank Group's procurement support, which of the following actions would you recommend? (Please choose no more than TWO)

Percentage of Respondents (Responses combined)	Punjab	Other Areas
Use national procurement procedures rather World Bank Group's procurement procedures	27.5%	22.6%
Eliminate prior reviews	7.5%	3.8%
Engage more in contract management	37.5%	34.0%
Carry out road shows before tendering	27.5%	13.2%
Make e-procurement a standard practice for World Bank Group's operation in Pakistan	37.5%	35.8%
Assign additional staff per project	27.5%	32.1%
Other	5.0%	13.2%
Don't know	10.0%	9.4%

G. The World Bank Group's Country Partnership Strategy and Sectoral Work in Pakistan**How familiar are you with World Bank Group's Country Partnership Strategy (FY15-19) for Pakistan? (Select only 1 response)**

Percentage of Respondents	Punjab	Other Areas
Very familiar	6.9%	13.2%
Somewhat familiar	24.4%	29.8%
Somewhat unfamiliar	23.7%	17.5%
Very unfamiliar	12.2%	10.5%
Don't know	32.8%	28.9%

Do you think the Country Partnership Strategy for FY15-19 focused on the right priorities for Pakistan?

Percentage of Respondents	Punjab	Other Areas
Yes	67.5%	79.6%
No	32.5%	20.4%

**G. The World Bank Group's Country Partnership Strategy and Sectoral Work in Pakistan (continued)**

Please rate the Government's performance in terms of each pillar of the Country Partnership Strategy (FY15-19) since July 2014? (1-Very poor, 10-Very good)

	Punjab			Other Areas		
	N	Mean	SD	N	Mean	SD
Energy	39	5.77	2.47	48	5.52	2.59
Private sector development	35	5.66	2.29	46	5.35	2.50
Inclusion	32	5.16	2.25	41	5.32	2.47
Service delivery	37	5.38	2.35	46	5.09	2.30

Please rate World Bank Group's performance in terms of each pillar of the Country Partnership Strategy (FY15-19) since July 2014? (1-Very poor, 10-Very good)

	Punjab			Other Areas		
	N	Mean	SD	N	Mean	SD
Energy	38	5.89	2.61	42	6.38	2.47
Private sector development	35	5.83	2.11	41	6.29	2.08
Inclusion*	32	5.47	2.09	40	6.58	2.32
Service delivery	37	6.24	2.44	41	6.34	2.31

*Significantly different between locations

For the FY15-19 Country Partnership Strategy, please rate the importance of the following areas for Pakistan.

	Punjab			Other Areas		
	N	Mean	SD	N	Mean	SD
Project financing	40	7.30	2.39	47	8.09	1.76
Budget support	35	6.94	2.18	48	6.98	2.56
Knowledge and data sharing*	38	6.89	2.18	49	8.24	2.06
Technical assistance	39	7.72	1.97	48	7.77	2.37
Policy advice	38	6.87	2.33	48	7.75	2.17
Other*	4	5.75	2.50	6	9.33	1.03

(1-Unimportant, 10-Very important) *Significantly different between locations

Urban development:

When considering Pakistan's economic development, how important a role can sustainable urban growth play? (1-Not important at all, 10-Very important)

	Punjab			Other Areas		
	N	Mean	SD	N	Mean	SD
When considering Pakistan's economic development, how important a role can sustainable urban growth play?	39	7.74	2.17	52	7.81	1.90

**G. The World Bank Group's Country Partnership Strategy and Sectoral Work in Pakistan (continued)****Urban development: (continued)**

Which TWO of the following are the greatest challenges to tapping the economic potential of cities in Pakistan? (Please choose no more than TWO)

Percentage of Respondents (Responses combined)	Punjab	Other Areas
Weak legal, title rights	19.5%	30.8%
Lack of long term planning	56.1%	55.8%
Absence of local governments	41.5%	30.8%
Weak governance*	36.6%	57.7%
Unclear and overlapping institutional mandates	29.3%	19.2%
Others	4.9%	1.9%
Don't know	2.4%	0.0%

*Significantly different between locations

When considering how to enhance the delivery of municipal services in cities in Pakistan, in which of the following areas should the Government focus its resources most for the greatest value? (Please choose no more than TWO)

Percentage of Respondents (Responses combined)	Punjab	Other Areas
Institutional reform and clear mandates	41.5%	45.3%
Private sector participation	39.0%	28.3%
Citizen engagement and feedback (Report Card etc.)	34.1%	35.8%
Governance/Accountability	68.3%	77.4%
Others	4.9%	5.7%
Don't know	2.4%	0.0%

Where should the WBG focus most of its resources to add the greatest value, when it comes to developing Pakistan's cities? (Please choose no more than TWO)

Percentage of Respondents (Responses combined)	Punjab	Other Areas
Technical advice, knowledge sharing	41.5%	30.2%
Budget support for reforms	19.5%	26.4%
Project investment	53.7%	43.4%
Donor coordination, convening facility	17.1%	7.5%
Institutional development (systems, human resources, training)	58.5%	77.4%
Others	0.0%	5.7%
Don't know	0.0%	1.9%

Energy sector:

To what extent do you believe the World Bank Group increased its attention to the energy sector in Pakistan in the past two years? (1-To no degree at all, 10-To a very significant degree)

	Punjab			Other Areas		
	N	Mean	SD	N	Mean	SD
To what extent do you believe the WBG increased its attention to the energy sector in Pakistan in the past two years?	36	6.58	1.87	49	6.96	2.01

How significant of a **mid-term impact** has the World Bank Group's support to the energy sector had on Pakistan's development in the last two years? (1-Not significant at all, 10-Very significant)

	Punjab			Other Areas		
	N	Mean	SD	N	Mean	SD
How significant of a mid-term impact has the WBG's support to the energy sector had on Pakistan's development in the last two years?	35	5.69	2.01	46	6.22	2.10

**G. The World Bank Group's Country Partnership Strategy and Sectoral Work in Pakistan (continued)****Energy sector: (continued)**

When considering the World Bank Group's support to Pakistan's energy sector, in which two of the following areas should the WBG focus most of its resources in order to add the most value? (Please choose no more than TWO)

Percentage of Respondents (Responses combined)	Punjab	Other Areas
Hydropower generation	58.5%	69.2%
Energy sector reforms to improve governance and performance of energy related institutions, reduce losses, optimize use of local resources, and review the Tariff & Subsidy schemes	56.1%	48.1%
Support to policy enabling environment to attract private investment in the sector	14.6%	19.2%
Promotion and development of other renewable and alternative sources of energy	48.8%	40.4%
Support to the development of regional transmission systems to facilitate energy supply/import within countries in the region	9.8%	9.6%
Others	0.0%	3.8%
Don't know	4.9%	3.8%

H. The Future Role of the World Bank Group in Pakistan

How significant a role do you believe the World Bank Group SHOULD play in Pakistan's development in the near future?

	Punjab			Other Areas		
	N	Mean	SD	N	Mean	SD
How significant a role do you believe the WBG SHOULD play in Pakistan's development in the near future?*	125	7.22	2.49	111	8.10	1.87

(1-Not a significant role at all, 10-A very significant role) *Significantly different between locations

Which of the following SHOULD the World Bank Group do to make itself of greater value in Pakistan?
(Choose no more than TWO)

Percentage of Respondents (Responses combined)	Punjab	Other Areas
Provide more adequate data/knowledge/statistics/figures on Pakistan's economy	17.3%	13.2%
Work faster	12.0%	10.5%
Offer more innovative financial products	14.3%	8.8%
Improve the competitiveness of its financing compared to markets	15.0%	8.8%
Reach out more to groups outside of Government	24.1%	25.4%
Shift its focus from environmental and social safeguards to environmental and social sustainability	12.0%	8.8%
Ensure greater selectivity in its work	6.8%	11.4%
Improve the quality of its experts as related to Pakistan's specific challenges	16.5%	19.3%
Offer more innovative knowledge services	12.0%	12.3%
Increase decentralization to the provinces	14.3%	19.3%
Collaborate more effectively with Government clients	9.8%	18.4%
Increase the level of capacity development in the country	19.5%	21.9%
Reduce the complexity of obtaining World Bank Group financing	14.3%	12.3%
Focus primarily on advocacy issues	5.3%	2.6%
Increase availability of Reimbursable Advisory Services (RAS)	0.8%	0.0%
Other	0.8%	1.8%

**H. The Future Role of the World Bank Group in Pakistan (continued)**

When considering the combination of services that the World Bank Group offers in Pakistan, and taking into account its limited level of resources, which ONE of the following do you believe the World Bank Group should offer more of in Pakistan? (Select only ONE response)

Percentage of Respondents	Punjab	Other Areas
Financial services	26.6%	17.9%
Knowledge products	29.7%	26.8%
Convening services	9.4%	6.3%
None of the above	2.3%	1.8%
The combination is appropriate for Pakistan*	25.8%	43.8%
Don't know	6.3%	3.6%

*Significantly different between locations

I. Communication and Information Sharing

How do you get most of your information about economic and social development issues in Pakistan?
(Choose no more than TWO)

Percentage of Respondents (Responses combined)	Punjab	Other Areas
Periodicals*	12.2%	26.4%
International newspapers	18.3%	11.8%
Local radio	3.1%	0.9%
International radio	3.1%	0.9%
Local television	25.2%	27.3%
International television	14.5%	7.3%
Local newspapers*	36.6%	50.0%
Internet	45.8%	46.4%
Social media*	28.2%	14.5%
Other	2.3%	4.5%

*Significantly different between locations

How would you prefer to obtain information from the World Bank Group? (Choose no more than TWO)

Percentage of Respondents (Responses combined)	Punjab	Other Areas
Direct contact with World Bank Group	18.8%	27.6%
e-Newsletters	32.3%	28.4%
World Bank Group's seminars/workshops/conferences*	34.6%	50.0%
World Bank Group's publications and other written materials	34.6%	43.1%
World Bank Group's website	19.5%	28.4%
Social media*	30.8%	10.3%
Mobile phones*	9.8%	3.4%
Other	1.5%	0.0%

*Significantly different between locations

Are you aware of the World Bank Group's Access to Information Policy under which the WBG will now disclose any information in its possession that is not a list of exceptions?

Percentage of Respondents	Punjab	Other Areas
Yes	25.4%	35.7%
No	74.6%	64.3%

Have you requested information from the World Bank Group on its activities in the past year?

Percentage of Respondents	Punjab	Other Areas
Yes	14.2%	18.4%
No	85.8%	81.6%

**I. Communication and Information Sharing (continued)****Were you able to obtain this information?**

Percentage of Respondents	Punjab	Other Areas
Yes	76.9%	77.8%
No	23.1%	22.2%

Do you have access to the Internet?*

Percentage of Respondents	Punjab	Other Areas
Yes	87.2%	95.3%
No	12.8%	4.7%

Significantly different between locations*Do you use/have used the World Bank Group website?***

Percentage of Respondents	Punjab	Other Areas
Yes	63.2%	77.3%
No	36.8%	22.7%

Significantly different between locations*Do you currently consult the World Bank Group social media sites?**

Percentage of Respondents	Punjab	Other Areas
Yes	22.6%	15.2%
No	77.4%	84.8%

From whom would you prefer to receive information about World Bank Group projects in Pakistan?*

Percentage of Respondents	Punjab	Other Areas
Government agencies implementing World Bank Group-supported projects	34.7%	19.3%
World Bank Group country office	65.3%	80.7%

Significantly different between locations*Which do you primarily use to get information about World Bank Group on the Internet? (Select only ONE response) ***

Percentage of Respondents	Punjab	Other Areas
The World Bank's country website	33.6%	41.1%
The World Bank's main website	27.3%	39.3%
World Bank Pakistan's Facebook	12.5%	4.5%
I don't use the internet for this purpose	26.6%	15.2%

Significantly different between locations*Which Internet connection do you use primarily when visiting a World Bank Group website?**

Percentage of Respondents	Punjab	Other Areas
High speed/WiFi	97.6%	96.1%
Dial-up	2.4%	3.9%

**I. Communication and Information Sharing (continued)**

Please rate how much you agree with the following statements. (1-Strongly disagree, 10-Strongly agree)

	Punjab			Other Areas		
	N	Mean	SD	N	Mean	SD
I find the WBG's websites easy to navigate*	91	6.79	2.34	91	7.91	1.53
I find the information on the WBG's websites useful*	90	7.00	2.12	92	7.86	1.41
The WBG's social media channels are valuable sources of information about the institution*	71	6.25	2.36	39	7.21	2.08
When I need information from the WBG I know how to find it	95	6.39	2.50	84	7.05	2.09
The WBG is responsive to my information requests and inquiries	82	6.35	2.74	60	7.12	2.26

*Significantly different between locations

J. Background Information

How closely do you interact with the World Bank Group at a professional level? (1-Not closely at all, 10-Very closely)

	Punjab			Other Areas		
	N	Mean	SD	N	Mean	SD
How closely do you interact with the World Bank Group at a professional level?	113	4.75	2.90	108	5.34	2.94

Which one of the following best describes your level of interaction with the World Bank Group in your country?

(Select only ONE response)

Percentage of Respondents	Punjab	Other Areas
I currently collaborate with the World Bank Group	18.0%	21.2%
I have previously collaborated with the World Bank Group	22.6%	24.8%
Both of the above (I currently collaborate and previously have collaborated with the World Bank Group)	14.3%	24.8%
I have never collaborated with the World Bank Group	45.1%	29.2%

Which of the following agencies of the World Bank Group do you primarily engage with in Pakistan? (Select only 1 response)

Percentage of Respondents	Punjab	Other Areas
The World Bank (IBRD)	57.0%	76.5%
The International Finance Corporation (IFC)	21.1%	7.1%
The Multilateral Investment Guarantee Agency (MIGA)	6.1%	2.0%
Other	15.8%	14.3%

Which of the following describes most of your exposure to the World Bank Group in Pakistan? (Choose no more than TWO)

Percentage of Respondents (Responses combined)	Punjab	Other Areas
Observer*	31.7%	20.0%
Use World Bank Group reports/data	26.0%	26.4%
Engage in World Bank Group related/sponsored events/activities	29.3%	31.8%
Collaborate as part of my professional duties*	27.6%	48.2%
Use World Bank Group website for information, data, research, etc.	31.7%	22.7%

*Significantly different between locations

What's your gender?

Percentage of Respondents	Punjab	Other Areas
Female	25.0%	20.5%
Male	75.0%	79.5%



Appendix D: Responses to All Questions by Level of Collaboration with the WBG²⁹

Collaborating with the WBG N=97 ● Not collaborating with the WBG N=153

A. General Issues facing Pakistan

In general, would you say that Pakistan is headed in...?*

Percentage of Respondents	Currently collaborating with the WBG	Not collaborating with the WBG
The right direction	67.9%	44.5%
The wrong direction	18.5%	39.1%
Not sure	13.6%	16.4%

*Significantly different between those who collaborate with the WBG and those who do not.

Given the development issues facing Pakistan and the current level of effort to address them (by government and non-government donors), would you say that Pakistan is headed in...?*

Percentage of Respondents	Currently collaborating with the WBG	Not collaborating with the WBG
The right direction	65.1%	38.6%
The wrong direction	15.7%	37.0%
Not sure	19.3%	24.4%

*Significantly different between those who collaborate with the WBG and those who do not.

²⁹ Only 250 respondents provided the information about their levels of collaboration with the World Bank Group (question J4 in the questionnaire). Thus only these respondents were included in the analysis presented in this appendix. Response options "I currently collaborate with the WBG" and "both of the above" were combined as "Collaborating with the WBG" for the comparisons in this appendix. "I have previously collaborated with the WBG," and "I have never collaborated with the WBG" were combined as "Not collaborating with the WBG".

**A. General Issues Facing Pakistan (continued)**

When considering development priorities in Pakistan in the next 3-5 years, please note which development area below should be considered the MOST IMPORTANT development priority in the country?

MOST IMPORTANT Percentage of Respondents	Currently collaborating with the WBG	Not collaborating with the WBG
Education and skill enhancement	33.3%	29.7%
Nutrition	0.0%	1.4%
Health and population	0.0%	8.1%
Law and justice	7.7%	16.2%
Social protection	0.0%	0.0%
Poverty reduction	2.6%	8.1%
Disaster management and risk reduction	0.0%	1.4%
Water, sanitation, and hygiene	0.0%	5.4%
Youth development	0.0%	0.0%
Public sector and civil service reform	2.6%	2.7%
Domestic private sector development	0.0%	0.0%
Anti-corruption and transparency	2.6%	4.1%
Public financial management	0.0%	2.7%
Job creation/employment	0.0%	2.7%
Regulatory framework	0.0%	0.0%
Financial sector	2.6%	1.4%
Economic growth	10.3%	2.7%
Transport	0.0%	0.0%
Communication network	0.0%	0.0%
Energy*	28.2%	8.1%
Urban development	0.0%	1.4%
Trade and exports	0.0%	0.0%
Foreign direct investment	2.6%	0.0%
Regional cooperation	0.0%	1.4%
Global cooperation	0.0%	0.0%
Agricultural development and irrigation	0.0%	2.7%
Food security	0.0%	0.0%
Gender	0.0%	0.0%
Equality of opportunity	0.0%	0.0%
Climate change	0.0%	0.0%
Natural resource management	2.6%	1.4%
Environmental sustainability	0.0%	0.0%
Others	5.1%	0.0%

*Significantly different between those who collaborate with the WBG and those who do not.

**A. General Issues Facing Pakistan (continued)**

When considering development priorities in Pakistan in the next 3-5 years, please note which development area below should be considered the **SECOND MOST IMPORTANT** development priority in the country?

SECOND MOST IMPORTANT Percentage of Respondents	Currently collaborating with the WBG	Not collaborating with the WBG
Education and skill enhancement	7.9%	11.0%
Nutrition	0.0%	1.4%
Health and population	7.9%	12.3%
Law and justice	5.3%	11.0%
Social protection	2.6%	1.4%
Poverty reduction	5.3%	4.1%
Disaster management and risk reduction	0.0%	0.0%
Water, sanitation, and hygiene	0.0%	1.4%
Youth development	7.9%	1.4%
Public sector and civil service reform	5.3%	1.4%
Domestic private sector development	0.0%	0.0%
Anti-corruption and transparency	7.9%	12.3%
Public financial management	0.0%	2.7%
Job creation/employment	7.9%	4.1%
Regulatory framework	0.0%	1.4%
Financial sector	0.0%	1.4%
Economic growth	15.8%	5.5%
Transport	2.6%	1.4%
Communication network	0.0%	1.4%
Energy	18.4%	13.7%
Urban development	0.0%	1.4%
Trade and exports	0.0%	1.4%
Foreign direct investment	0.0%	0.0%
Regional cooperation	0.0%	1.4%
Global cooperation	0.0%	0.0%
Agricultural development and irrigation	2.6%	1.4%
Food security	0.0%	1.4%
Gender	2.6%	2.7%
Equality of opportunity	0.0%	0.0%
Climate change	0.0%	1.4%
Natural resource management	0.0%	0.0%
Environmental sustainability	0.0%	1.4%
Others	0.0%	0.0%

**A. General Issues Facing Pakistan (continued)**

When considering development priorities in Pakistan in the next 3-5 years, please note which development area below should be considered the **THIRD MOST IMPORTANT** development priority in the country?

THIRD MOST IMPORTANT Percentage of Respondents	Currently collaborating with the WBG	Not collaborating with the WBG
Education and skill enhancement	12.5%	17.1%
Nutrition	0.0%	1.3%
Health and population	2.5%	2.6%
Law and justice	17.5%	9.2%
Social protection	0.0%	1.3%
Poverty reduction	2.5%	6.6%
Disaster management and risk reduction	2.5%	2.6%
Water, sanitation, and hygiene	0.0%	2.6%
Youth development	2.5%	1.3%
Public sector and civil service reform*	10.0%	0.0%
Domestic private sector development	2.5%	0.0%
Anti-corruption and transparency	5.0%	0.0%
Public financial management	2.5%	0.0%
Job creation/employment	2.5%	1.3%
Regulatory framework	0.0%	2.6%
Financial sector	0.0%	1.3%
Economic growth	2.5%	5.3%
Transport	0.0%	1.3%
Communication network	0.0%	0.0%
Energy	22.5%	18.4%
Urban development	5.0%	1.3%
Trade and exports	0.0%	2.6%
Foreign direct investment	2.5%	0.0%
Regional cooperation	0.0%	1.3%
Global cooperation	0.0%	1.3%
Agricultural development and irrigation	2.5%	6.6%
Food security	0.0%	2.6%
Gender	2.5%	2.6%
Equality of opportunity	0.0%	5.3%
Climate change	0.0%	1.3%
Natural resource management	0.0%	0.0%
Environmental sustainability	0.0%	0.0%
Others	0.0%	0.0%

*Significantly different between those who collaborate with the WBG and those who do not.

**A. General Issues Facing Pakistan (continued)**

Poverty reduction is a broad term that encompasses work in many different areas. Which THREE areas of development listed below do you believe would contribute most to reducing poverty in Pakistan? (Choose no more than THREE)

Percentage of Respondents (Responses combined)	Currently collaborating with the WBG	Not collaborating with the WBG
Law and justice	31.4%	19.4%
Nutrition	0.0%	1.1%
Health and population*	2.0%	15.1%
Education and skill enhancement	58.8%	51.6%
Social protection	9.8%	16.1%
Water, sanitation, and hygiene	0.0%	2.2%
Disaster management and risk reduction	3.9%	3.2%
Youth development	7.8%	11.8%
Regulatory framework	7.8%	3.2%
Domestic private sector development	5.9%	5.4%
Anti-corruption and transparency	15.7%	7.5%
Public financial management	5.9%	3.2%
Public sector and civil service reform	3.9%	5.4%
Financial sector	5.9%	4.3%
Job creation/employment	41.2%	38.7%
Energy	19.6%	21.5%
Communication network	0.0%	1.1%
Transport	3.9%	5.4%
Urban development	2.0%	0.0%
Global cooperation	3.9%	3.2%
Foreign direct investment	3.9%	2.2%
Regional cooperation	2.0%	0.0%
Trade and exports	5.9%	2.2%
Agricultural development and irrigation	23.5%	26.9%
Food security	5.9%	10.8%
Gender	5.9%	1.1%
Equality of opportunity	15.7%	9.7%
Environmental sustainability	0.0%	1.1%
Natural resource management	2.0%	3.2%
Climate change	2.0%	0.0%
Others	0.0%	0.0%

*Significantly different between those who collaborate with the WBG and those who do not.

**A. General Issues Facing Pakistan (continued)**

Economic growth can be driven by a number of factors. Which THREE areas of development listed below do you believe would contribute most to economic growth in Pakistan? (Choose no more than THREE)

Percentage of Respondents (Responses combined)	Currently collaborating with the WBG	Not collaborating with the WBG
Law and justice	13.0%	19.6%
Nutrition	0.0%	3.3%
Health and population	5.6%	8.7%
Education and skill enhancement	33.3%	25.0%
Social protection	3.7%	3.3%
Water, sanitation, and hygiene	1.9%	1.1%
Disaster management and risk reduction	1.9%	0.0%
Youth development	9.3%	6.5%
Regulatory framework	1.9%	7.6%
Domestic private sector development	13.0%	9.8%
Anti-corruption and transparency	22.2%	28.3%
Public financial management	7.4%	5.4%
Public sector and civil service reform	1.9%	2.2%
Financial sector	11.1%	4.3%
Job creation/employment	3.7%	12.0%
Energy	51.9%	48.9%
Communication network	0.0%	3.3%
Transport	5.6%	7.6%
Urban development	5.6%	5.4%
Global cooperation	7.4%	4.3%
Foreign direct investment	11.1%	13.0%
Regional cooperation	3.7%	5.4%
Trade and exports*	25.9%	12.0%
Agricultural development and irrigation	22.2%	22.8%
Food security	1.9%	0.0%
Gender	1.9%	2.2%
Equality of opportunity	5.6%	5.4%
Environmental sustainability	5.6%	1.1%
Natural resource management	7.4%	4.3%
Climate change	0.0%	2.2%
Others	0.0%	0.0%

*Significantly different between those who collaborate with the WBG and those who do not.

**A. General Issues Facing Pakistan (continued)**

When thinking about the idea of “shared prosperity” in your country, which of the following TWO best illustrate how this would be achieved in Pakistan? (Choose no more than TWO)*

Percentage of Respondents (Responses combined)	Currently collaborating with the WBG	Not collaborating with the WBG
More reliable social safety net	10.6%	8.1%
Better employment opportunities for women	6.4%	8.1%
Greater access to micro-finance for the poor	6.4%	13.4%
A growing middle class	20.2%	16.8%
Greater access to health and nutrition for citizens	4.3%	11.4%
Better entrepreneurial opportunities	20.2%	24.8%
Greater voice and participation for citizens to help ensure greater accountability	5.3%	5.4%
Better opportunity for the poor who live in rural areas	17.0%	13.4%
Better opportunity for the poor who live in urban areas	0.0%	2.7%
Consistent economic growth	27.7%	23.5%
Better employment opportunities for young people	21.3%	16.8%
Greater equity of fiscal policy	5.3%	3.4%
Education and training that better ensure job opportunities	42.6%	43.0%
Better quality public services	10.6%	6.7%
Other	1.1%	2.7%

When taking into consideration all the challenges Pakistan faces, how relevant do you believe the following priorities are for Pakistan? (1-Not relevant at all, 10-Very relevant)

	Currently collaborating with the WBG			Not collaborating with the WBG		
	N	Mean	SD	N	Mean	SD
Climate change	90	6.56	2.31	146	6.04	2.77
Gender	91	6.46	2.48	142	6.51	2.49
Trade	92	8.52	1.75	142	8.62	1.91
Food and nutrition security	96	8.74	1.57	147	8.36	2.07

Do you think the gap between the rich and the poor is a very big problem, a moderately big problem, a small problem or not a problem at all in Pakistan? (Select only ONE response)

Percentage of Respondents	Currently collaborating with the WBG	Not collaborating with the WBG
A very big problem	59.4%	66.0%
A moderately big problem	36.5%	29.4%
A small problem	3.1%	2.6%
Not a problem at all	1.0%	1.3%
Don't know	-	.7%

In your view, is global climate change a very serious problem, somewhat serious, not too serious, or not a problem? (Select only ONE response)

Percentage of Respondents	Currently collaborating with the WBG	Not collaborating with the WBG
A very big problem	27.1%	33.6%
A moderately big problem	62.5%	44.7%
A small problem	9.4%	14.5%
Not a problem at all	1.0%	4.6%
Don't know	-	2.6%

**B. Overall Attitudes toward the World Bank Group**

	Currently collaborating with the WBG			Not collaborating with the WBG		
	N	Mean	SD	N	Mean	SD
How familiar are you with the work of the WBG in Pakistan?*	96	7.32	2.05	150	5.81	2.48

(1-Not familiar at all, 10-Extremely familiar) *Significantly different between those who collaborate with the WBG and those who do not.

	Currently collaborating with the WBG			Not collaborating with the WBG		
	N	Mean	SD	N	Mean	SD
Overall, please rate your impression of the WBG's effectiveness in Pakistan?*	95	6.56	2.10	140	5.41	2.06

(1-Not effective at all, 10-Very effective) *Significantly different between those who collaborate with the WBG and those who do not.

	Currently collaborating with the WBG			Not collaborating with the WBG		
	N	Mean	SD	N	Mean	SD
To what extent do you believe the WBG's staff is well prepared to help Pakistan solve its most complicated development challenges?*	93	6.65	2.35	122	5.50	2.18

(1-To no degree at all, 10-To a very significant degree)

*Significantly different between those who collaborate with the WBG and those who do not.

**B. Overall Attitudes toward the World Bank Group (continued)**

When thinking about how the World Bank Group can have the most impact on development results in Pakistan, in which sectoral areas do you believe the World Bank Group should focus most of its resources (financial and knowledge services) in Pakistan? (Choose no more than THREE)

Percentage of Respondents (Responses combined)	Currently collaborating with the WBG	Not collaborating with the WBG
Law and justice*	16.0%	28.3%
Nutrition	0.0%	3.1%
Health and population	9.3%	18.9%
Education and skill enhancement	40.0%	47.2%
Social protection	2.7%	5.5%
Poverty reduction	9.3%	17.3%
Disaster management and risk reduction	8.0%	6.3%
Water, sanitation, and hygiene	6.7%	4.7%
Youth development	9.3%	8.7%
Public sector and civil service reform	13.3%	8.7%
Domestic private sector development	4.0%	5.5%
Anti-corruption and transparency	16.0%	16.5%
Regulatory framework	4.0%	5.5%
Job creation/employment	12.0%	13.4%
Public financial management	6.7%	3.9%
Financial sector	8.0%	2.4%
Economic growth	16.0%	15.0%
Energy*	54.7%	33.9%
Communication network	1.3%	3.1%
Transport	2.7%	2.4%
Urban development	2.7%	3.1%
Trade and exports	6.7%	8.7%
Foreign direct investment	0.0%	3.1%
Regional cooperation	4.0%	0.8%
Global cooperation	4.0%	0.8%
Agricultural development and irrigation	21.3%	13.4%
Food security	4.0%	3.9%
Gender	6.7%	3.9%
Equality of opportunity	2.7%	3.9%
Natural resource management	4.0%	3.9%
Climate change	2.7%	0.0%
Environmental sustainability	1.3%	0.8%
Others	0.0%	0.8%

*Significantly different between those who collaborate with the WBG and those who do not.

**B. Overall Attitudes toward the World Bank Group (continued)**

When thinking about the World Bank Group's role, which activity do you believe is of GREATEST VALUE in Pakistan?

GREATEST VALUE Percentage of Respondents	Currently collaborating with the WBG	Not collaborating with the WBG
Data	4.9%	9.4%
Policy advice, studies, analyses	9.8%	10.2%
Financial resources	28.0%	19.7%
Introducing innovations through projects or analytical work	12.2%	6.3%
Technical assistance	14.6%	11.0%
Mobilizing third party financial resources	1.2%	2.4%
Donor coordination	7.3%	3.9%
Linkage to non-Bank expertise	1.2%	1.6%
Capacity development	13.4%	15.0%
Bringing discipline and effective supervision in the implementation of investment projects*	7.3%	19.7%
Other	0.0%	0.8%

*Significantly different between those who collaborate with the WBG and those who do not.

When thinking about the World Bank Group's role, which activity do you believe is of 2ND GREATEST VALUE in Pakistan?

2 ND GREATEST VALUE Percentage of Respondents	Currently collaborating with the WBG	Not collaborating with the WBG
Data	1.3%	4.0%
Policy advice, studies, analyses	11.3%	9.6%
Financial resources	12.5%	8.0%
Introducing innovations through projects or analytical work	5.0%	8.0%
Technical assistance	11.3%	12.8%
Mobilizing third party financial resources	5.0%	11.2%
Donor coordination	11.3%	7.2%
Linkage to non-Bank expertise	2.5%	2.4%
Capacity development	20.0%	20.8%
Bringing discipline and effective supervision in the implementation of investment projects	18.8%	14.4%
Other	1.3%	1.6%

How EFFECTIVE do you believe the World Bank Group is in terms of the capacity building work it does in each of the following areas in Pakistan? (1-Not effective at all, 10-Very effective)

	Currently collaborating with the WBG			Not collaborating with the WBG		
	N	Mean	SD	N	Mean	SD
Project implementation (or other organizational strengthening)*	84	6.86	2.04	103	5.76	1.96
Citizen engagement (incorporating citizens' voices into development)	73	5.49	2.33	96	4.94	2.36
Policy design (for clarity and better incentives to achieve development goals)*	77	6.68	2.25	96	5.95	2.42

*Significantly different between those who collaborate with the WBG and those who do not.

**B. Overall Attitudes toward the World Bank Group (continued)**

When thinking about how to improve capacity building in Pakistan to help ensure better development results, looking forward, how **IMPORTANT** is it for the World Bank Group to be involved in the following aspects of capacity building?

(1-Not important at all, 10-Very important)

	Currently collaborating with the WBG			Not collaborating with the WBG		
	N	Mean	SD	N	Mean	SD
Project implementation (or other organizational strengthening)	85	7.64	2.30	123	7.50	2.37
Citizen engagement (incorporating citizens' voices into development)	82	7.00	2.43	119	7.39	2.41
Policy design (for clarity and better incentives to achieve development goals)	80	7.71	2.22	124	7.70	2.36

Which of the following do you identify as the World Bank Group's greatest **WEAKNESSES** in its work in Pakistan? (Choose no more than **TWO**)

Percentage of Respondents (Responses combined)	Currently collaborating with the WBG	Not collaborating with the WBG
Not client focused	3.2%	6.3%
Not exploring alternative policy options	5.3%	4.2%
Not being able to mobilize relevant knowledge from other countries	3.2%	3.5%
Its advice and strategies do not lend themselves to practical problem solving	11.7%	16.0%
Not enough public disclosure of its work	8.5%	16.7%
Arrogant in its approach*	12.8%	3.5%
Being too risk averse	6.4%	3.5%
Staff too inaccessible	7.4%	9.0%
The credibility of its knowledge/data	2.1%	4.9%
World Bank Group's processes too complex	11.7%	8.3%
Not willing to honestly criticize policies and reform efforts in the country	10.6%	7.6%
Not enough decentralization to the provinces	8.5%	4.9%
Too influenced by developed countries	14.9%	20.8%
Imposing technocratic solutions without regard to political realities	12.8%	9.7%
World Bank Group's processes too slow	11.7%	11.1%
Not aligned with other donors' work	0.0%	2.8%
Not being able to work across sectors	2.1%	1.4%
Not aligned with country priorities	11.7%	16.0%
Not adequately sensitive to political/social realities in Pakistan	19.1%	13.9%
Not collaborating enough with stakeholders outside the Government	9.6%	7.6%
Too narrowly focused on its environmental and social safeguard policies*	12.8%	4.2%
Other	0.0%	1.4%
Don't know	7.4%	10.4%

*Significantly different between those who collaborate with the WBG and those who do not.

**B. Overall Attitudes toward the World Bank Group (continued)**

Which World Bank Group's instruments do you believe are the **MOST EFFECTIVE** in reducing poverty in Pakistan? (Choose no more than TWO)

MOST EFFECTIVE Percentage of Respondents	Currently collaborating with the WBG	Not collaborating with the WBG
Multi-sectoral approaches	24.4%	18.9%
Knowledge products/services	11.6%	14.4%
Investment lending	31.4%	23.5%
Technical assistance	24.4%	31.1%
Capacity development	24.4%	23.5%
Policy based lending / budget support to the Government	16.3%	9.1%
Trust Fund management	8.1%	7.6%
Results-based lending	15.1%	22.0%
Other	0.0%	0.8%
Don't know	4.7%	10.6%

Which World Bank Group's instruments do you believe are the **LEAST EFFECTIVE** in reducing poverty in Pakistan? (Choose no more than TWO)

LEAST EFFECTIVE Percentage of Respondents	Currently collaborating with the WBG	Not collaborating with the WBG
Multi-sectoral approaches	11.6%	15.6%
Knowledge products/services	20.9%	17.0%
Investment lending	18.6%	13.3%
Technical assistance	11.6%	8.9%
Capacity development	15.1%	17.0%
Policy based lending / budget support to the Government	17.4%	22.2%
Trust Fund management	22.1%	17.8%
Results-based lending	22.1%	25.9%
Other	1.2%	0.7%
Don't know	10.5%	16.3%

To what extent do you believe that the World Bank Group's work and support help the poorest in Pakistan?
(Select only ONE response)*

Percentage of Respondents	Currently collaborating with the WBG	Not collaborating with the WBG
To a fully sufficient degree	6.4%	4.0%
To a somewhat sufficient degree	36.2%	23.5%
To a somewhat insufficient degree	26.6%	30.2%
To a very insufficient degree	20.2%	30.9%
Don't know	10.6%	11.4%

*Significantly different between those who collaborate with the WBG and those who do not.

**B. Overall Attitudes toward the World Bank Group (continued)**

In addition to the regular relations with the national government, which TWO of the following groups should the World Bank Group collaborate with more in your country? (Choose no more than TWO)

Percentage of Respondents (Responses combined)	Currently collaborating with the WBG	Not collaborating with the WBG
Academia/think tanks/research institutes	40.0%	42.5%
Donor community	11.6%	6.8%
Media	5.3%	8.2%
Local Government	26.3%	27.4%
Private sector	14.7%	18.5%
Parliament	7.4%	6.8%
NGOs/Community-based organizations (CBOs)	12.6%	14.4%
Youth/university groups	17.9%	20.5%
Beneficiaries	17.9%	15.8%
Foundations	4.2%	6.8%
Provincial Governments*	35.8%	13.7%
Faith-based organizations	1.1%	5.5%
Other	3.2%	2.7%
Don't know	0.0%	3.4%

*Significantly different between those who collaborate with the WBG and those who do not.

To what extent do you agree with the following statements about the World Bank Group's work in Pakistan?

	Currently collaborating with the WBG			Not collaborating with the WBG		
	N	Mean	SD	N	Mean	SD
Overall the WBG currently plays a relevant role in development in Pakistan*	94	6.49	2.28	134	5.64	2.10
The WBG's work is aligned with what I consider the development priorities for Pakistan*	93	6.04	2.17	135	5.27	2.11
The WBG supports programs and strategies that are realistic for Pakistan*	92	6.09	2.33	134	5.28	2.13
The WBG treats clients and stakeholders in Pakistan with respect*	89	7.16	2.28	119	6.24	2.30
To maximize the impact of its limited resources, the WBG strategically supports programs where it has the most expertise and/or comparative advantage*	86	7.05	2.15	123	6.28	2.06

(1-Strongly disagree, 10-Strongly agree) *Significantly different between those who collaborate with the WBG and those who do not.

**B. Overall Attitudes toward the World Bank Group (continued)**

To what extent is the World Bank Group an effective development partner in Pakistan, in terms of each of the following?

	Currently collaborating with the WBG			Not collaborating with the WBG		
	N	Mean	SD	N	Mean	SD
Responsiveness*	91	6.67	2.05	121	5.50	2.09
Flexibility (in terms of the institution's products and services)*	84	5.92	1.88	121	5.24	1.92
Flexibility (in terms of changing country circumstances)*	85	5.82	1.90	120	5.07	1.90
Being inclusive*	87	6.31	2.11	119	5.39	2.11
Openness*	90	6.36	2.39	123	5.34	2.13
Staff accessibility*	92	6.53	2.45	122	5.11	2.21
Straightforwardness & honesty	88	6.56	2.45	124	5.94	2.28
Ease of access to the people at the WBG who are making decisions important to my work*	88	6.31	2.43	116	4.94	2.18
Collaboration with civil society*	77	6.16	2.03	120	5.37	2.33
Collaboration with the Government*	90	7.59	2.05	127	6.80	2.06
Collaboration with other donors and development partners*	82	7.09	1.91	114	6.39	2.03
Collaboration with the private sector*	79	6.06	1.90	118	5.42	2.19
The speed in which it gets things accomplished on the ground*	84	6.24	2.08	117	5.21	2.23
Being a long-term partner*	83	7.39	2.16	123	6.52	2.30

(1-To no degree at all, 10-To a very significant degree)

*Significantly different between those who collaborate with the WBG and those who do not.

To be more effective development partner in Pakistan, do you believe that the World Bank Group should have?

(Select only ONE response)

Percentage of Respondents	Currently collaborating with the WBG	Not collaborating with the WBG
More local presence	57.3%	65.1%
The current level of local presence is adequate	29.2%	10.1%
Less local presence	11.5%	12.1%
Don't know	2.1%	12.8%

When World Bank Group assisted reform efforts fail or are slow to take place, which of the following would you attribute this to? (Choose no more than TWO)

Percentage of Respondents (Responses combined)	Currently collaborating with the WBG	Not collaborating with the WBG
The World Bank Group does not do adequate follow through/follow-up	11.8%	12.9%
Strict compliance requirements with the World Bank Group's environment and social safeguard policies	12.9%	12.9%
The World Bank Group is not sensitive enough to political/social realities on the ground	30.1%	35.4%
Lack of/inadequate levels of capacity in Government*	39.8%	21.8%
There is not an adequate level of citizen/civil society participation	12.9%	18.4%
The World Bank Group works too slowly	9.7%	8.8%
The Government works inefficiently*	16.1%	29.3%
Political pressures and obstacles	20.4%	20.4%
Reforms are not well thought out in light of country challenges	22.6%	23.8%
Poor donor coordination	4.3%	2.7%
Other	2.2%	2.0%

*Significantly different between those who collaborate with the WBG and those who do not.



C. World Bank Group's Sectoral Effectiveness and Results

In your opinion, how IMPORTANT is it for the World Bank Group to be involved in the following areas of development in Pakistan? (1-Not important at all, 10-Very important)

	Currently collaborating with the WBG			Not collaborating with the WBG		
	N	Mean	SD	N	Mean	SD
Education and skill enhancement	85	8.48	1.99	139	8.77	1.76
Youth development	76	7.55	2.18	133	7.81	2.03
Health and population	77	8.05	2.01	127	8.14	1.92
Law and justice	76	7.28	2.30	131	7.82	2.40
Social protection	76	6.97	2.17	130	6.99	2.05
Poverty reduction	81	7.99	1.95	136	8.25	1.95
Disaster management and risk reduction	76	7.54	2.21	129	7.04	1.99
Water, sanitation, and hygiene	77	8.06	1.89	133	7.55	1.99
Nutrition	78	7.49	2.14	128	6.95	2.23
Public sector and civil service reform	74	7.19	2.29	132	7.41	2.29
Domestic private sector development	76	7.36	2.04	126	7.06	2.06
Economic growth	79	8.25	1.93	134	7.92	1.99
Public financial management	77	7.60	2.02	132	7.56	1.91
Job creation/employment	77	7.99	2.17	136	7.71	2.12
Regulatory framework	75	7.17	2.09	126	7.06	2.21
Financial sector	79	7.59	1.97	129	7.42	1.87
Anti-corruption and transparency	78	8.09	2.07	131	8.02	2.11
Transport	79	7.66	2.15	132	7.17	2.07
Communication network	75	6.97	2.10	128	6.83	2.30
Energy	87	9.05	1.73	143	8.82	1.64
Urban development	78	7.33	2.08	128	7.08	2.11
Regional cooperation	83	7.71	2.36	130	7.47	2.18
Foreign direct investment	76	7.89	2.02	134	7.81	2.00
Trade and exports	78	8.08	2.11	135	8.10	1.92
Global cooperation	74	7.36	2.37	129	7.58	1.82
Agricultural development and irrigation	92	8.48	1.87	143	8.22	1.92
Food security	78	8.03	1.90	132	7.71	1.96
Gender	78	6.76	2.49	131	6.89	2.36
Equality of opportunity	88	7.77	2.15	139	7.62	2.32
Environmental sustainability*	81	7.51	1.98	132	6.89	2.19
Natural resource management*	85	8.32	1.74	134	7.57	2.28
Climate change	76	7.28	2.04	137	6.88	2.27
Others	8	8.38	2.26	11	8.18	2.86

*Significantly different between those who collaborate with the WBG and those who do not.

**C. World Bank Group's Sectoral Effectiveness and Results (continued)**

How EFFECTIVE do you believe the World Bank Group is in terms of the work it does in the following areas of development in Pakistan? (1-Not effective at all, 10-Very effective)

	Currently collaborating with the WBG			Not collaborating with the WBG		
	N	Mean	SD	N	Mean	SD
Water, sanitation, and hygiene	60	6.20	2.40	93	5.55	2.33
Nutrition	55	5.84	2.23	98	5.65	2.15
Health and population	63	6.27	2.23	101	5.95	2.27
Law and justice	52	5.37	2.47	92	4.89	2.60
Social protection	59	5.93	2.42	101	5.82	2.30
Poverty reduction*	71	6.65	2.32	116	5.78	2.45
Disaster management and risk reduction	63	6.30	2.31	105	5.69	2.38
Education and skill enhancement*	74	6.73	2.42	103	5.91	2.27
Youth development	57	5.60	2.15	98	5.37	2.30
Public sector and civil service reform	70	5.69	2.34	96	5.22	2.14
Domestic private sector development	56	5.34	2.28	89	5.31	2.27
Anti-corruption and transparency	61	5.41	2.57	97	4.97	2.62
Public financial management	68	6.07	2.15	98	5.41	2.33
Job creation/employment	62	5.65	2.52	98	5.23	2.45
Regulatory framework	57	5.88	2.03	96	5.44	2.33
Financial sector	60	5.93	2.11	102	5.68	2.39
Economic growth	67	6.40	2.18	104	5.90	2.25
Transport	64	5.73	2.24	103	5.43	2.29
Communication network	55	5.47	1.91	89	5.04	2.13
Energy*	69	6.59	2.43	108	5.85	2.30
Urban development	55	5.62	2.25	88	5.38	2.28
Trade and exports	49	5.59	2.37	94	5.50	2.37
Foreign direct investment	55	5.91	2.25	94	5.33	2.34
Regional cooperation	56	6.02	2.23	95	5.64	2.43
Global cooperation	54	5.91	2.39	95	5.76	2.34
Agricultural development and irrigation	64	6.44	2.38	103	5.78	2.24
Food security	58	5.59	2.55	95	5.27	2.17
Gender	65	5.98	2.22	102	5.62	2.05
Equality of opportunity	60	5.97	2.46	102	5.51	2.35
Environmental sustainability*	62	6.32	2.22	99	5.21	2.04
Natural resource management	56	6.11	2.32	88	5.39	2.32
Climate change*	60	6.05	2.16	92	4.99	2.21
Others	4	4.50	2.08	12	3.75	1.96

*Significantly different between those who collaborate with the WBG and those who do not.

**C. World Bank Group's Effectiveness and Results (continued)**

To what extent do you agree/disagree with the following statements about the cash transfer and social protection programs in Pakistan? (1-Strongly disagree, 10-Strongly agree)

	Currently collaborating with the WBG			Not collaborating with the WBG		
	N	Mean	SD	N	Mean	SD
The introduction of technology based systems in social safety net operations has increased transparency, accountability, and overall impact.	79	7.03	2.35	126	6.89	2.49
Inclusion of education for primary school age children in cash transfer program is a good way to invest in human capital.	82	7.40	2.15	129	7.12	2.50
The National Safety Net platform managed by an independent board of directors helps strengthen the WBG's social protection programs in Pakistan.*	75	7.51	1.82	112	6.80	2.42

*Significantly different between those who collaborate with the WBG and those who do not.

Where are the World Bank Group's decisions made primarily that support the program in Pakistan? (Select only 1 response)*

Percentage of Respondents	Currently collaborating with the WBG	Not collaborating with the WBG
At the Headquarters (in Washington D.C.)	52.8%	43.4%
In the country	32.6%	25.5%
Don't know	14.6%	31.0%

*Significantly different between those who collaborate with the WBG and those who do not.

	Currently collaborating with the WBG			Not collaborating with the WBG		
	N	Mean	SD	N	Mean	SD
To what extent does the WBG's work help to achieve development results in Pakistan?*	91	6.67	2.03	130	5.55	1.81

(1-To no degree at all, 10-To a very significant degree)

*Significantly different between those who collaborate with the WBG and those who do not.

To what extent do you agree with the following statements about the World Bank Group in Pakistan?

	Currently collaborating with the WBG			Not collaborating with the WBG		
	N	Mean	SD	N	Mean	SD
The WBG's financial instruments meet the needs of Pakistan*	86	6.10	2.30	127	4.59	1.95
The WBG meets Pakistan's needs for knowledge services*	85	6.39	1.94	126	5.02	2.18

(1-Strongly disagree, 10-Strongly agree) *Significantly different between those who collaborate with the WBG and those who do not.

	Currently collaborating with the WBG			Not collaborating with the WBG		
	N	Mean	SD	N	Mean	SD
Overall, how effective is the WBG at using its convening power to mobilize outside or additional support and resources for development in Pakistan?*	80	6.33	2.14	117	5.58	1.98

(1-Not effective at all, 10-Very effective) *Significantly different between those who collaborate with the WBG and those who do not.

	Currently collaborating with the WBG			Not collaborating with the WBG		
	N	Mean	SD	N	Mean	SD
To what extent do you believe the WBG measures and corrects its work in real time in Pakistan?*	84	6.32	1.96	119	5.46	2.03

(1-To no degree at all, 10-To a very significant degree) *Significantly different between those who collaborate with the WBG and those who do not.

**D. The IFC and World Bank****Are you aware of the IFC (International Finance Corporation), the private sector arm of the World Bank Group?***

Percentage of Respondents	Currently collaborating with the WBG	Not collaborating with the WBG
Yes	54.8%	33.3%
No	45.2%	66.7%

*Significantly different between those who collaborate with the WBG and those who do not.

Has your organization availed any services from the IFC?

Percentage of Respondents	Currently collaborating with the WBG	Not collaborating with the WBG
Yes	30.0%	18.8%
No	70.0%	81.3%

Please indicate the type of services your organization availed from the IFC in the past five years. (Choose all that apply)

Percentage of Respondents (Responses combined)	Currently collaborating with the WBG	Not collaborating with the WBG
Loan	20.0%	33.3%
Equity	6.7%	11.1%
Guarantee	6.7%	22.2%
Advisory services	46.7%	44.4%
Don't know	20.0%	11.1%
Others	13.3%	11.1%

Do your projects involve both the World Bank and the IFC?*

Percentage of Respondents	Currently collaborating with the WBG	Not collaborating with the WBG
Yes	29.2%	10.9%
No	70.8%	89.1%

*Significantly different between those who collaborate with the WBG and those who do not.

If yes, what was your view of how the two institutions work together in Pakistan? (Select only ONE response)*

Percentage of Respondents	Currently collaborating with the WBG	Not collaborating with the WBG
The two institutions work well together	25.0%	-
The way the two institutions work together needs improvement	62.5%	20.0%
The two institutions do not work well together	-	40.0%
Don't know	12.5%	40.0%

*Significantly different between those who collaborate with the WBG and those who do not.

**How would you describe the overall impact of IFC advisory/investment services on your organization?
(Select only ONE response)**

Percentage of Respondents	Currently collaborating with the WBG	Not collaborating with the WBG
Very positive impact	13.3%	2.3%
Somewhat positive impact	31.1%	30.2%
Somewhat negative impact	2.2%	7.0%
Very negative impact	2.2%	7.0%
No impact at all	11.1%	25.6%
Don't know	40.0%	27.9%

**D. The IFC and World Bank (continued)**

How would you describe the role of IFC advisory/investment services in private sector development in Pakistan?
(Select only ONE response)

Percentage of Respondents	Currently collaborating with the WBG	Not collaborating with the WBG
A very positive role	14.6%	14.0%
A somewhat positive role	41.7%	48.8%
A somewhat negative role	4.2%	4.7%
A very negative role		7.0%
IFC's advisory/investment services don't play a role in private sector development in the country	2.1%	9.3%
Don't know	37.5%	16.3%

E. The World Bank Group's Knowledge Work and Activities

How frequently do you consult World Bank Group's knowledge work and activities in the work you do?
(Select only ONE response)*

Percentage of Respondents	Currently collaborating with the WBG	Not collaborating with the WBG
Weekly	12.6%	3.3%
Monthly	28.4%	8.6%
A few times a year	42.1%	34.4%
Rarely	12.6%	28.5%
Never	4.2%	25.2%

*Significantly different between those who collaborate with the WBG and those who do not.

How effective do you believe the World Bank Group has been in Pakistan in using its knowledge work and activities:

	Currently collaborating with the WBG			Not collaborating with the WBG		
	N	Mean	SD	N	Mean	SD
Raising your awareness of the particular topic*	81	6.80	2.27	126	5.61	2.39
Stimulating public debate/dialogue*	77	5.81	2.31	119	4.97	2.24
Enhancing your knowledge and/or skills*	82	6.84	2.08	125	5.46	2.53
Contributing to good policy making*	78	6.81	2.14	125	5.33	2.20
Providing support for program implementation*	83	7.13	1.92	124	5.58	2.31

(1-Not effective at all, 10-Very effective) *Significantly different between those who collaborate with the WBG and those who do not.

**E. The World Bank Group's Knowledge Work and Activities (continued)**

In Pakistan, to what extent do you believe that the World Bank Group's knowledge work and activities:

	Currently collaborating with the WBG			Not collaborating with the WBG		
	N	Mean	SD	N	Mean	SD
Are timely*	85	6.38	2.24	112	5.47	2.27
Include appropriate level of stakeholder involvement during preparation*	83	6.34	2.29	115	5.42	2.31
Providing linkage to non-Bank expertise	74	5.86	2.13	97	5.46	2.19
Lead to practical solutions*	81	6.16	2.21	116	5.27	2.25
Are accessible (well written and easy to understand)*	84	6.74	2.13	114	5.82	2.46
Are source of relevant information on global good practices*	83	6.96	1.95	119	6.06	2.24
Are adequately disseminated*	82	6.63	2.09	120	5.58	2.29
Are translated enough into local language	76	5.26	2.46	110	5.05	2.30
Are adaptable to Pakistan's specific development challenges and country circumstances*	84	6.33	2.28	121	5.23	2.28

(1-To no degree at all, 10-To a very significant degree) *Significantly different between those who collaborate with the WBG and those who do not.

	Currently collaborating with the WBG			Not collaborating with the WBG		
	N	Mean	SD	N	Mean	SD
Overall, how significant a contribution do you believe the WBG's knowledge work and activities make to development results in your country?*	85	6.55	2.18	131	5.44	1.99
Overall, how would you rate the technical quality of the WBG's knowledge work and activities?	86	7.00	1.93	133	6.50	1.92

(1-Not significant at all, 10-Very significant; 1-Very low technical quality, 10-Very high technical quality)

*Significantly different between those who collaborate with the WBG and those who do not.

F. Working with the World Bank Group

To what extent do you agree/disagree with the following statements? (1-Strongly disagree, 10-Strongly agree)

	Currently collaborating with the WBG			Not collaborating with the WBG		
	N	Mean	SD	N	Mean	SD
The WBG disburses funds promptly*	79	6.86	2.34	107	5.79	2.34
The WBG effectively monitors and evaluates the projects and programs it supports*	87	7.01	2.23	126	6.31	2.33
The WBG's approvals and reviews are done in a timely fashion*	86	6.69	2.19	117	5.90	2.52
The WBG's "Safeguard Policy" requirements are reasonable*	73	6.44	2.01	101	5.48	2.26
The WBG's conditions on its lending are reasonable*	78	6.44	2.12	108	5.31	2.33
The WBG takes decisions quickly in Pakistan*	84	6.06	2.35	108	5.01	2.42
Working with the WBG increases Pakistan's institutional capacity*	85	6.67	2.60	123	5.49	2.48
Where country systems are adequate, the WBG makes appropriate use of them*	81	6.42	2.34	108	5.69	2.20
The WBG provides effective implementation support*	86	6.58	2.45	119	5.52	2.42

*Significantly different between those who collaborate with the WBG and those who do not.

**F. Working with the World Bank Group (continued)**

	Currently collaborating with the WBG			Not collaborating with the WBG		
	N	Mean	SD	N	Mean	SD
To what extent do you believe that the WBG's work helps to find solutions that promote private public partnerships in Pakistan?*	76	6.46	2.04	113	5.76	2.03

(1-To no degree at all, 10-To a very significant degree)

*Significantly different between those who collaborate with the WBG and those who do not.

	Currently collaborating with the WBG			Not collaborating with the WBG		
	N	Mean	SD	N	Mean	SD
To what extent do you believe that the WBG's "Safeguard Policies" help to achieve environmental and social sustainability in Pakistan?*	77	6.39	2.22	101	5.67	2.01

(1-To no degree at all, 10-To a very significant degree)

*Significantly different between those who collaborate with the WBG and those who do not.

Which of the following best describes the way the World Bank Group operates in Pakistan? (Select only ONE response)

Percentage of Respondents	Currently collaborating with the WBG	Not collaborating with the WBG
The World Bank Group takes too much risk in Pakistan	5.2%	6.0%
The World Bank Group does not take enough risk in Pakistan	35.4%	37.6%
The World Bank Group's approach to risk is appropriate	43.8%	26.8%
Don't know	15.6%	29.5%

Which of the following best describes the World Bank Group's support in Pakistan? (Select only ONE response)*

Percentage of Respondents	Currently collaborating with the WBG	Not collaborating with the WBG
The World Bank Group is sufficiently selective and focuses on the most important development challenges in Pakistan	56.3%	30.4%
The World Bank Group is not sufficiently selective in Pakistan, and it is involved in too many areas of development	30.2%	37.2%
Don't know	13.5%	32.4%

*Significantly different between those who collaborate with the WBG and those who do not.

How familiar are you with World Bank Group's procurement policies? (Select only one response)*

Percentage of Respondents	Currently collaborating with the WBG	Not collaborating with the WBG
Very familiar	25.6%	4.2%
Somewhat familiar	32.2%	22.4%
Somewhat unfamiliar	15.6%	14.7%
Very unfamiliar	5.6%	11.9%
Don't know	21.1%	46.9%

*Significantly different between those who collaborate with the WBG and those who do not.

How effective are the World Bank Group's procurement policies relative to alternative procurement methods?

(1-Not effective at all, 10-Very effective)

	Currently collaborating with the WBG			Not collaborating with the WBG		
	N	Mean	SD	N	Mean	SD
How effective are the World Bank Group's procurement policies relative to alternative procurement methods?*	45	7.93	1.37	40	6.75	1.93

*Significantly different between those who collaborate with the WBG and those who do not.

**F. Working with the World Bank Group (continued)**

To improve the effectiveness of the World Bank Group's procurement support, which of the following actions would you recommend? (Please choose no more than TWO)

Percentage of Respondents (Responses combined)	Currently collaborating with the WBG	Not collaborating with the WBG
Use national procurement procedures rather World Bank Group's procurement procedures	29.4%	19.0%
Eliminate prior reviews	7.8%	2.4%
Engage more in contract management	37.3%	31.0%
Carry out road shows before tendering	17.6%	21.4%
Make e-procurement a standard practice for World Bank Group's operation in Pakistan	37.3%	38.1%
Assign additional staff per project	35.3%	28.6%
Other	7.8%	11.9%
Don't know	3.9%	14.3%

G. The World Bank Group's Country Partnership Strategy and Sectoral Work in Pakistan

How familiar are you with World Bank Group's Country Partnership Strategy (FY15-19) for Pakistan? (Select only 1 response)*

Percentage of Respondents	Currently collaborating with the WBG	Not collaborating with the WBG
Very familiar	20.7%	4.7%
Somewhat familiar	38.0%	19.5%
Somewhat unfamiliar	20.7%	19.5%
Very unfamiliar	8.7%	12.8%
Don't know	12.0%	43.6%

*Significantly different between those who collaborate with the WBG and those who do not.

Do you think the Country Partnership Strategy for FY15-19 focused on the right priorities for Pakistan?*

Percentage of Respondents	Currently collaborating with the WBG	Not collaborating with the WBG
Yes	84.9%	54.3%
No	15.1%	45.7%

*Significantly different between those who collaborate with the WBG and those who do not.

Please rate the Government's performance in terms of each pillar of the Country Partnership Strategy (FY15-19) since July 2014? (1-Very poor, 10-Very good)

	Currently collaborating with the WBG			Not collaborating with the WBG		
	N	Mean	SD	N	Mean	SD
Energy*	50	6.46	2.50	37	4.62	2.19
Private sector development	46	5.98	2.21	34	5.00	2.47
Inclusion*	39	6.08	2.16	34	4.32	2.24
Service delivery*	46	6.04	2.29	36	4.31	1.94

*Significantly different between those who collaborate with the WBG and those who do not.

**G. The World Bank Group's Country Partnership Strategy and Sectoral Work in Pakistan (continued)**

Please rate World Bank Group's performance in terms of each pillar of the Country Partnership Strategy (FY15-19) since July 2014? (1-Very poor, 10-Very good)

	Currently collaborating with the WBG			Not collaborating with the WBG		
	N	Mean	SD	N	Mean	SD
Energy*	48	6.81	2.29	33	5.27	2.59
Private sector development	44	6.43	2.08	32	5.72	1.99
Inclusion	40	6.53	1.97	32	5.53	2.54
Service delivery*	45	6.84	2.09	32	5.44	2.44

*Significantly different between those who collaborate with the WBG and those who do not.

For the FY15-19 Country Partnership Strategy, please rate the importance of the following areas for Pakistan.

	Currently collaborating with the WBG			Not collaborating with the WBG		
	N	Mean	SD	N	Mean	SD
Project financing*	53	8.08	1.85	34	7.12	2.35
Budget support	49	7.22	2.24	33	6.24	2.69
Knowledge and data sharing	52	7.88	2.00	34	7.18	2.42
Technical assistance	51	8.08	1.73	35	7.20	2.66
Policy advice	51	7.43	2.08	34	7.12	2.51
Other	5	8.60	1.67	6	7.67	3.01

(1-Unimportant, 10-Very important) *Significantly different between those who collaborate with the WBG and those who do not.

Urban development:

When considering Pakistan's economic development, how important a role can sustainable urban growth play?

(1-Not important at all, 10-Very important)

	Currently collaborating with the WBG			Not collaborating with the WBG		
	N	Mean	SD	N	Mean	SD
When considering Pakistan's economic development, how important a role can sustainable urban growth play?	55	7.98	1.95	36	7.61	2.09

Which TWO of the following are the greatest challenges to tapping the economic potential of cities in Pakistan?

(Please choose no more than TWO)

Percentage of Respondents (Responses combined)	Currently collaborating with the WBG	Not collaborating with the WBG
Weak legal, title rights	29.1%	23.7%
Lack of long term planning	56.4%	50.0%
Absence of local governments	27.3%	44.7%
Weak governance	49.1%	47.4%
Unclear and overlapping institutional mandates	25.5%	23.7%
Others	5.5%	0.0%
Don't know	0.0%	2.6%

**G. The World Bank Group's Country Partnership Strategy and Sectoral Work in Pakistan (continued)****Urban development: (continued)**

When considering how to enhance the delivery of municipal services in cities in Pakistan, in which of the following areas should the Government focus its resources most for the greatest value? (Please choose no more than TWO)

Percentage of Respondents (Responses combined)	Currently collaborating with the WBG	Not collaborating with the WBG
Institutional reform and clear mandates	44.6%	36.8%
Private sector participation	35.7%	31.6%
Citizen engagement and feedback (Report Card etc.)	30.4%	44.7%
Governance/Accountability	73.2%	71.1%
Others	5.4%	5.3%
Don't know	0.0%	2.6%

Where should the WBG focus most of its resources to add the greatest value, when it comes to developing Pakistan's cities? (Please choose no more than TWO)

Percentage of Respondents (Responses combined)	Currently collaborating with the WBG	Not collaborating with the WBG
Technical advice, knowledge sharing	33.9%	34.2%
Budget support for reforms	17.9%	34.2%
Project investment	51.8%	42.1%
Donor coordination, convening facility*	5.4%	21.1%
Institutional development (systems, human resources, training)	75.0%	57.9%
Others	1.8%	5.3%
Don't know	1.8%	0.0%

*Significantly different between those who collaborate with the WBG and those who do not.

Energy sector:

To what extent do you believe the World Bank Group increased its attention to the energy sector in Pakistan in the past two years? (1-To no degree at all, 10-To a very significant degree)

	Currently collaborating with the WBG			Not collaborating with the WBG		
	N	Mean	SD	N	Mean	SD
To what extent do you believe the WBG increased its attention to the energy sector in Pakistan in the past two years?	51	7.08	1.83	36	6.53	2.06

How significant of a **mid-term impact** has the World Bank Group's support to the energy sector had on Pakistan's development in the last two years? (1-Not significant at all, 10-Very significant)

	Currently collaborating with the WBG			Not collaborating with the WBG		
	N	Mean	SD	N	Mean	SD
How significant of a mid-term impact has the WBG's support to the energy sector had on Pakistan's development in the last two years?	47	6.34	2.06	35	5.66	2.07

**G. The World Bank Group's Country Partnership Strategy and Sectoral Work in Pakistan (continued)****Energy sector: (continued)**

When considering the World Bank Group's support to Pakistan's energy sector, in which two of the following areas should the WBG focus most of its resources in order to add the most value? (Please choose no more than TWO)

Percentage of Respondents (Responses combined)	Currently collaborating with the WBG	Not collaborating with the WBG
Hydropower generation	63.6%	60.5%
Energy sector reforms to improve governance and performance of energy related institutions, reduce losses, optimize use of local resources, and review the Tariff & Subsidy schemes	50.9%	52.6%
Support to policy enabling environment to attract private investment in the sector	16.4%	21.1%
Promotion and development of other renewable and alternative sources of energy	41.8%	44.7%
Support to the development of regional transmission systems to facilitate energy supply/import within countries in the region	12.7%	10.5%
Others	1.8%	2.6%
Don't know	5.5%	2.6%

H. The Future Role of the World Bank Group in Pakistan

How significant a role do you believe the World Bank Group SHOULD play in Pakistan's development in the near future?

	Currently collaborating with the WBG			Not collaborating with the WBG		
	N	Mean	SD	N	Mean	SD
How significant a role do you believe the WBG SHOULD play in Pakistan's development in the near future?	94	7.70	2.14	139	7.58	2.35

(1-Not a significant role at all, 10-A very significant role)

Which of the following SHOULD the World Bank Group do to make itself of greater value in Pakistan?

(Choose no more than TWO)

Percentage of Respondents (Responses combined)	Currently collaborating with the WBG	Not collaborating with the WBG
Provide more adequate data/knowledge/statistics/figures on Pakistan's economy	12.4%	17.7%
Work faster	15.5%	8.2%
Offer more innovative financial products	14.4%	8.8%
Improve the competitiveness of its financing compared to markets	9.3%	14.3%
Reach out more to groups outside of Government*	16.5%	28.6%
Shift its focus from environmental and social safeguards to environmental and social sustainability	14.4%	9.5%
Ensure greater selectivity in its work	11.3%	7.5%
Improve the quality of its experts as related to Pakistan's specific challenges	15.5%	19.7%
Offer more innovative knowledge services	12.4%	12.2%
Increase decentralization to the provinces	19.6%	15.0%
Collaborate more effectively with Government clients	15.5%	12.9%
Increase the level of capacity development in the country	20.6%	20.4%
Reduce the complexity of obtaining World Bank Group financing	13.4%	12.9%
Focus primarily on advocacy issues	4.1%	4.1%
Increase availability of Reimbursable Advisory Services (RAS)	0.0%	0.7%
Other	1.0%	1.4%

*Significantly different between those who collaborate with the WBG and those who do not.

**H. The Future Role of the World Bank Group in Pakistan (continued)**

When considering the combination of services that the World Bank Group offers in Pakistan, and taking into account its limited level of resources, which ONE of the following do you believe the World Bank Group should offer more of in Pakistan? (Select only ONE response)

Percentage of Respondents	Currently collaborating with the WBG	Not collaborating with the WBG
Financial services	21.1%	23.6%
Knowledge products	27.8%	28.4%
Convening services	5.6%	8.8%
None of the above	2.2%	2.0%
The combination is appropriate for Pakistan*	42.2%	29.7%
Don't know*	1.1%	7.4%

*Significantly different between those who collaborate with the WBG and those who do not.

I. Communication and Information Sharing

How do you get most of your information about economic and social development issues in Pakistan?
(Choose no more than TWO)

Percentage of Respondents (Responses combined)	Currently collaborating with the WBG	Not collaborating with the WBG
Periodicals*	24.4%	13.6%
International newspapers	15.6%	15.0%
Local radio	2.2%	2.7%
International radio	2.2%	2.0%
Local television	18.9%	28.6%
International television	14.4%	10.2%
Local newspapers	44.4%	41.5%
Internet*	37.8%	52.4%
Social media	26.7%	19.7%
Other	3.3%	4.1%

*Significantly different between those who collaborate with the WBG and those who do not.

How would you prefer to obtain information from the World Bank Group? (Choose no more than TWO)

Percentage of Respondents (Responses combined)	Currently collaborating with the WBG	Not collaborating with the WBG
Direct contact with World Bank Group	27.4%	21.3%
e-Newsletters	31.6%	29.3%
World Bank Group's seminars/workshops/conferences	46.3%	38.7%
World Bank Group's publications and other written materials	44.2%	34.7%
World Bank Group's website	23.2%	24.0%
Social media*	13.7%	26.0%
Mobile phones	5.3%	8.0%
Other	0.0%	1.3%

*Significantly different between those who collaborate with the WBG and those who do not.

Are you aware of the World Bank Group's Access to Information Policy under which the WBG will now disclose any information in its possession that is not a list of exceptions?*

Percentage of Respondents	Currently collaborating with the WBG	Not collaborating with the WBG
Yes	46.1%	20.7%
No	53.9%	79.3%

*Significantly different between those who collaborate with the WBG and those who do not.

**I. Communication and Information Sharing (continued)****Have you requested information from the World Bank Group on its activities in the past year?***

Percentage of Respondents	Currently collaborating with the WBG	Not collaborating with the WBG
Yes	28.2%	7.1%
No	71.8%	92.9%

*Significantly different between those who collaborate with the WBG and those who do not.

Were you able to obtain this information?

Percentage of Respondents	Currently collaborating with the WBG	Not collaborating with the WBG
Yes	72.7%	100.0%
No	27.3%	

Do you have access to the Internet?

Percentage of Respondents	Currently collaborating with the WBG	Not collaborating with the WBG
Yes	89.9%	91.2%
No	10.1%	8.8%

Do you use/have used the World Bank Group website?*

Percentage of Respondents	Currently collaborating with the WBG	Not collaborating with the WBG
Yes	84.3%	61.9%
No	15.7%	38.1%

*Significantly different between those who collaborate with the WBG and those who do not.

Do you currently consult the World Bank Group social media sites?

Percentage of Respondents	Currently collaborating with the WBG	Not collaborating with the WBG
Yes	24.1%	16.3%
No	75.9%	83.7%

From whom would you prefer to receive information about World Bank Group projects in Pakistan?

Percentage of Respondents	Currently collaborating with the WBG	Not collaborating with the WBG
Government agencies implementing World Bank Group-supported projects	26.7%	28.8%
World Bank Group country office	73.3%	71.2%

Which do you primarily use to get information about World Bank Group on the Internet? (Select only ONE response)*

Percentage of Respondents	Currently collaborating with the WBG	Not collaborating with the WBG
The World Bank's country website	41.1%	34.2%
The World Bank's main website	44.4%	26.7%
World Bank Pakistan's Facebook	5.6%	10.3%
I don't use the internet for this purpose	8.9%	28.8%

*Significantly different between those who collaborate with the WBG and those who do not.

Which Internet connection do you use primarily when visiting a World Bank Group website?*

Percentage of Respondents	Currently collaborating with the WBG	Not collaborating with the WBG
High speed/WiFi	93.3%	99.2%
Dial-up	6.7%	.8%

*Significantly different between those who collaborate with the WBG and those who do not.

**I. Communication and Information Sharing (continued)**

Please rate how much you agree with the following statements. (1-Strongly disagree, 10-Strongly agree)

	Currently collaborating with the WBG			Not collaborating with the WBG		
	N	Mean	SD	N	Mean	SD
I find the WBG's websites easy to navigate*	80	7.69	1.96	101	7.06	2.08
I find the information on the WBG's websites useful	81	7.68	1.79	100	7.21	1.87
The WBG's social media channels are valuable sources of information about the institution	43	6.77	2.64	67	6.45	2.07
When I need information from the WBG I know how to find it*	79	7.28	2.07	97	6.15	2.49
The WBG is responsive to my information requests and inquiries*	68	7.41	2.43	74	6.09	2.51

*Significantly different between those who collaborate with the WBG and those who do not.

J. Background Information

How closely do you interact with the World Bank Group at a professional level? (1-Not closely at all, 10-Very closely)

	Currently collaborating with the WBG			Not collaborating with the WBG		
	N	Mean	SD	N	Mean	SD
How closely do you interact with the World Bank Group at a professional level?*	86	7.26	2.09	134	3.67	2.52

*Significantly different between those who collaborate with the WBG and those who do not.

Which of the following agencies of the World Bank Group do you primarily engage with in Pakistan? (Select only 1 response)*

Percentage of Respondents	Currently collaborating with the WBG	Not collaborating with the WBG
The World Bank (IBRD)	84.0%	53.4%
The International Finance Corporation (IFC)	10.6%	18.1%
The Multilateral Investment Guarantee Agency (MIGA)	2.1%	6.0%
Other	3.2%	22.4%

*Significantly different between those who collaborate with the WBG and those who do not.

Which of the following describes most of your exposure to the World Bank Group in Pakistan? (Choose no more than TWO)

Percentage of Respondents (Responses combined)	Currently collaborating with the WBG	Not collaborating with the WBG
Observer*	12.5%	36.6%
Use World Bank Group reports/data	25.0%	26.9%
Engage in World Bank Group related/sponsored events/activities	36.5%	24.6%
Collaborate as part of my professional duties*	60.4%	22.4%
Use World Bank Group website for information, data, research, etc.*	13.5%	35.8%

*Significantly different between those who collaborate with the WBG and those who do not.

What's your gender?

Percentage of Respondents	Currently collaborating with the WBG	Not collaborating with the WBG
Female	22.3%	23.2%
Male	77.7%	76.8%



Appendix E: Responses to All Questions by Gender³⁰

Females N=58 ● Males N=194

A. General Issues facing Pakistan

In general, would you say that Pakistan is headed in...?

Percentage of Respondents	Females	Males
The right direction	41.2%	58.1%
The wrong direction	39.2%	27.5%
Not sure	19.6%	14.4%

Given the development issues facing Pakistan and the current level of effort to address them (by government and non-government donors), would you say that Pakistan is headed in...?

Percentage of Respondents	Females	Males
The right direction	46.0%	50.6%
The wrong direction	34.0%	27.2%
Not sure	20.0%	22.2%

³⁰ Only 252 respondents provided their demographic information about gender and could be included in the comparisons presented in this appendix.

**A. General Issues Facing Pakistan (continued)**

When considering development priorities in Pakistan in the next 3-5 years, please note which development area below should be considered the MOST IMPORTANT development priority in the country?

MOST IMPORTANT		
Percentage of Respondents	Females	Males
Education and skill enhancement	37.5%	30.2%
Nutrition	4.2%	0.0%
Health and population	12.5%	3.5%
Law and justice	12.5%	14.0%
Social protection	0.0%	0.0%
Poverty reduction	0.0%	8.1%
Disaster management and risk reduction	0.0%	1.2%
Water, sanitation, and hygiene	4.2%	3.5%
Youth development	0.0%	0.0%
Public sector and civil service reform	4.2%	2.3%
Domestic private sector development	0.0%	0.0%
Anti-corruption and transparency	4.2%	3.5%
Public financial management	0.0%	1.2%
Job creation/employment	0.0%	2.3%
Regulatory framework	0.0%	0.0%
Financial sector	4.2%	1.2%
Economic growth	4.2%	4.7%
Transport	0.0%	0.0%
Communication network	0.0%	0.0%
Energy	8.3%	16.3%
Urban development	4.2%	0.0%
Trade and exports	0.0%	0.0%
Foreign direct investment	0.0%	1.2%
Regional cooperation	0.0%	1.2%
Global cooperation	0.0%	0.0%
Agricultural development and irrigation	4.2%	1.2%
Food security	0.0%	0.0%
Gender	0.0%	0.0%
Equality of opportunity	0.0%	0.0%
Climate change	0.0%	0.0%
Natural resource management	0.0%	2.3%
Environmental sustainability	0.0%	0.0%
Others	0.0%	2.3%

**A. General Issues Facing Pakistan (continued)**

When considering development priorities in Pakistan in the next 3-5 years, please note which development area below should be considered the **SECOND MOST IMPORTANT** development priority in the country?

SECOND MOST IMPORTANT		
Percentage of Respondents	Females	Males
Education and skill enhancement	8.0%	9.6%
Nutrition	0.0%	1.2%
Health and population	16.0%	9.6%
Law and justice	4.0%	10.8%
Social protection	4.0%	1.2%
Poverty reduction	0.0%	6.0%
Disaster management and risk reduction	0.0%	0.0%
Water, sanitation, and hygiene	4.0%	0.0%
Youth development	4.0%	3.6%
Public sector and civil service reform	4.0%	2.4%
Domestic private sector development	0.0%	0.0%
Anti-corruption and transparency	20.0%	9.6%
Public financial management*	8.0%	0.0%
Job creation/employment	0.0%	7.2%
Regulatory framework	0.0%	1.2%
Financial sector	4.0%	0.0%
Economic growth	8.0%	8.4%
Transport	0.0%	2.4%
Communication network	0.0%	1.2%
Energy	4.0%	18.1%
Urban development	4.0%	0.0%
Trade and exports	4.0%	0.0%
Foreign direct investment	0.0%	0.0%
Regional cooperation	0.0%	1.2%
Global cooperation	0.0%	0.0%
Agricultural development and irrigation	0.0%	2.4%
Food security	0.0%	1.2%
Gender	4.0%	1.2%
Equality of opportunity	0.0%	0.0%
Climate change	0.0%	1.2%
Natural resource management	0.0%	0.0%
Environmental sustainability	4.0%	0.0%
Others	0.0%	0.0%

*Significantly different between genders.

**A. General Issues Facing Pakistan (continued)**

When considering development priorities in Pakistan in the next 3-5 years, please note which development area below should be considered the **THIRD MOST IMPORTANT** development priority in the country?

THIRD MOST IMPORTANT		
Percentage of Respondents	Females	Males
Education and skill enhancement	8.0%	19.5%
Nutrition	0.0%	1.1%
Health and population	0.0%	3.4%
Law and justice	4.0%	13.8%
Social protection	0.0%	0.0%
Poverty reduction	8.0%	4.6%
Disaster management and risk reduction	4.0%	2.3%
Water, sanitation, and hygiene	4.0%	1.1%
Youth development	0.0%	1.1%
Public sector and civil service reform	4.0%	3.4%
Domestic private sector development	4.0%	0.0%
Anti-corruption and transparency	0.0%	2.3%
Public financial management	0.0%	1.1%
Job creation/employment	0.0%	2.3%
Regulatory framework	0.0%	2.3%
Financial sector	4.0%	0.0%
Economic growth	0.0%	5.7%
Transport	0.0%	1.1%
Communication network	0.0%	0.0%
Energy	20.0%	20.7%
Urban development	8.0%	1.1%
Trade and exports	4.0%	1.1%
Foreign direct investment	4.0%	0.0%
Regional cooperation	4.0%	0.0%
Global cooperation	4.0%	0.0%
Agricultural development and irrigation	8.0%	4.6%
Food security	0.0%	2.3%
Gender	4.0%	1.1%
Equality of opportunity	4.0%	3.4%
Climate change	0.0%	0.0%
Natural resource management	0.0%	0.0%
Environmental sustainability	0.0%	0.0%
Others	0.0%	0.0%

**A. General Issues Facing Pakistan (continued)**

Poverty reduction is a broad term that encompasses work in many different areas. Which **THREE** areas of development listed below do you believe would contribute most to reducing poverty in Pakistan? (Choose no more than **THREE**)

Percentage of Respondents (Responses combined)	Females	Males
Law and justice	16.7%	24.3%
Nutrition	0.0%	0.9%
Health and population	13.9%	10.3%
Education and skill enhancement	58.3%	54.2%
Social protection*	25.0%	10.3%
Water, sanitation, and hygiene	0.0%	1.9%
Disaster management and risk reduction*	8.3%	0.0%
Youth development	16.7%	8.4%
Regulatory framework	2.8%	5.6%
Domestic private sector development	2.8%	6.5%
Anti-corruption and transparency	8.3%	10.3%
Public financial management	8.3%	3.7%
Public sector and civil service reform	2.8%	5.6%
Financial sector	0.0%	6.5%
Job creation/employment	33.3%	43.0%
Energy	13.9%	23.4%
Communication network	0.0%	0.9%
Transport	5.6%	4.7%
Urban development	0.0%	0.9%
Global cooperation	2.8%	3.7%
Foreign direct investment	2.8%	2.8%
Regional cooperation	2.8%	0.0%
Trade and exports	0.0%	2.8%
Agricultural development and irrigation	19.4%	29.0%
Food security	13.9%	7.5%
Gender	5.6%	1.9%
Equality of opportunity	13.9%	11.2%
Environmental sustainability	0.0%	0.9%
Natural resource management	2.8%	1.9%
Climate change	0.0%	0.9%
Others	0.0%	0.0%

*Significantly different between genders.

**A. General Issues Facing Pakistan (continued)**

Economic growth can be driven by a number of factors. Which **THREE** areas of development listed below do you believe would contribute most to economic growth in Pakistan? (Choose no more than **THREE**)

Percentage of Respondents (Responses combined)	Females	Males
Law and justice	14.3%	17.3%
Nutrition	2.9%	1.8%
Health and population	0.0%	10.0%
Education and skill enhancement	28.6%	30.0%
Social protection	5.7%	1.8%
Water, sanitation, and hygiene	0.0%	1.8%
Disaster management and risk reduction	2.9%	0.0%
Youth development	2.9%	9.1%
Regulatory framework	5.7%	5.5%
Domestic private sector development	5.7%	11.8%
Anti-corruption and transparency	28.6%	26.4%
Public financial management	2.9%	6.4%
Public sector and civil service reform	0.0%	2.7%
Financial sector	5.7%	7.3%
Job creation/employment	11.4%	8.2%
Energy	48.6%	50.0%
Communication network	0.0%	2.7%
Transport	11.4%	5.5%
Urban development	8.6%	4.5%
Global cooperation	5.7%	5.5%
Foreign direct investment	14.3%	10.9%
Regional cooperation	2.9%	5.5%
Trade and exports	14.3%	19.1%
Agricultural development and irrigation	20.0%	22.7%
Food security	2.9%	0.0%
Gender	0.0%	2.7%
Equality of opportunity	8.6%	4.5%
Environmental sustainability	2.9%	2.7%
Natural resource management	11.4%	3.6%
Climate change	2.9%	0.9%
Others	0.0%	0.0%

**A. General Issues Facing Pakistan (continued)**

When thinking about the idea of “shared prosperity” in your country, which of the following TWO best illustrate how this would be achieved in Pakistan? (Choose no more than TWO)*

Percentage of Respondents (Responses combined)	Females	Males
More reliable social safety net	12.5%	7.4%
Better employment opportunities for women*	16.1%	5.3%
Greater access to micro-finance for the poor	5.4%	12.2%
A growing middle class	16.1%	19.1%
Greater access to health and nutrition for citizens*	16.1%	6.9%
Better entrepreneurial opportunities*	37.5%	18.1%
Greater voice and participation for citizens to help ensure greater accountability	7.1%	4.8%
Better opportunity for the poor who live in rural areas	8.9%	17.0%
Better opportunity for the poor who live in urban areas	1.8%	2.1%
Consistent economic growth*	14.3%	27.7%
Better employment opportunities for young people	19.6%	18.1%
Greater equity of fiscal policy	0.0%	5.3%
Education and training that better ensure job opportunities	35.7%	44.7%
Better quality public services	8.9%	8.0%
Other	0.0%	2.7%

*Significantly different between genders.

When taking into consideration all the challenges Pakistan faces, how relevant do you believe the following priorities are for Pakistan? (1-Not relevant at all, 10-Very relevant)

	Females			Males		
	N	Mean	SD	N	Mean	SD
Climate change	54	6.35	2.40	183	6.13	2.68
Gender	54	6.67	2.39	180	6.46	2.51
Trade	53	8.15	1.85	182	8.70	1.84
Food and nutrition security	57	8.53	1.75	187	8.45	1.94

Do you think the gap between the rich and the poor is a very big problem, a moderately big problem, a small problem or not a problem at all in Pakistan? (Select only ONE response)

Percentage of Respondents	Females	Males
A very big problem	67.2%	61.7%
A moderately big problem	32.8%	32.6%
A small problem	-	3.6%
Not a problem at all	-	1.6%
Don't know	-	.5%

In your view, is global climate change a very serious problem, somewhat serious, not too serious, or not a problem? (Select only ONE response)

Percentage of Respondents	Females	Males
A very big problem	29.8%	30.6%
A moderately big problem	57.9%	50.8%
A small problem	10.5%	13.0%
Not a problem at all	1.8%	3.6%
Don't know	-	2.1%

**B. Overall Attitudes toward the World Bank Group**

	Females			Males		
	N	Mean	SD	N	Mean	SD
How familiar are you with the work of the WBG in Pakistan?	57	5.93	2.59	191	6.50	2.40

(1-Not familiar at all, 10-Extremely familiar)

	Females			Males		
	N	Mean	SD	N	Mean	SD
Overall, please rate your impression of the WBG's effectiveness in Pakistan?	53	5.74	2.25	184	5.90	2.14

(1-Not effective at all, 10-Very effective)

	Females			Males		
	N	Mean	SD	N	Mean	SD
To what extent do you believe the WBG's staff is well prepared to help Pakistan solve its most complicated development challenges?	46	6.11	2.12	170	6.03	2.39

(1-To no degree at all, 10-To a very significant degree)

**B. Overall Attitudes toward the World Bank Group (continued)**

When thinking about how the World Bank Group can have the most impact on development results in Pakistan, in which sectoral areas do you believe the World Bank Group should focus most of its resources (financial and knowledge services) in Pakistan? (Choose no more than THREE)

Percentage of Respondents (Responses combined)	Females	Males
Law and justice*	11.8%	27.6%
Nutrition	3.9%	1.3%
Health and population	17.6%	15.1%
Education and skill enhancement	47.1%	44.1%
Social protection	3.9%	4.6%
Poverty reduction	13.7%	14.5%
Disaster management and risk reduction	7.8%	6.6%
Water, sanitation, and hygiene	5.9%	6.6%
Youth development	7.8%	8.6%
Public sector and civil service reform	15.7%	8.6%
Domestic private sector development	2.0%	5.9%
Anti-corruption and transparency	13.7%	16.4%
Regulatory framework	5.9%	4.6%
Job creation/employment	13.7%	13.2%
Public financial management	2.0%	5.9%
Financial sector	5.9%	4.6%
Economic growth	13.7%	14.5%
Energy	31.4%	44.7%
Communication network	2.0%	2.6%
Transport	2.0%	2.6%
Urban development*	7.8%	1.3%
Trade and exports	9.8%	7.2%
Foreign direct investment	2.0%	2.0%
Regional cooperation	2.0%	2.0%
Global cooperation*	5.9%	0.7%
Agricultural development and irrigation	15.7%	17.8%
Food security	5.9%	3.3%
Gender*	9.8%	2.6%
Equality of opportunity	5.9%	2.6%
Natural resource management	7.8%	2.6%
Climate change	0.0%	1.3%
Environmental sustainability	0.0%	1.3%
Others	0.0%	0.7%

*Significantly different between genders.

**B. Overall Attitudes toward the World Bank Group (continued)**

When thinking about the World Bank Group's role, which activity do you believe is of GREATEST VALUE in Pakistan?

GREATEST VALUE		
Percentage of Respondents	Females	Males
Data	4.4%	8.6%
Policy advice, studies, analyses	6.7%	11.7%
Financial resources	17.8%	25.2%
Introducing innovations through projects or analytical work	8.9%	9.2%
Technical assistance	13.3%	11.7%
Mobilizing third party financial resources	2.2%	1.8%
Donor coordination	6.7%	4.3%
Linkage to non-Bank expertise	2.2%	1.2%
Capacity development	17.8%	12.9%
Bringing discipline and effective supervision in the implementation of investment projects	20.0%	12.9%
Other	0.0%	0.6%

When thinking about the World Bank Group's role, which activity do you believe is of 2ND GREATEST VALUE in Pakistan?

2 ND GREATEST VALUE		
Percentage of Respondents	Females	Males
Data	2.2%	3.2%
Policy advice, studies, analyses*	2.2%	12.7%
Financial resources*	23.9%	5.1%
Introducing innovations through projects or analytical work	13.0%	5.1%
Technical assistance	8.7%	13.3%
Mobilizing third party financial resources	4.3%	10.1%
Donor coordination	10.9%	7.6%
Linkage to non-Bank expertise	2.2%	2.5%
Capacity development	17.4%	22.2%
Bringing discipline and effective supervision in the implementation of investment projects	15.2%	16.5%
Other	0.0%	1.9%

*Significantly different between genders.

How EFFECTIVE do you believe the World Bank Group is in terms of the capacity building work it does in each of the following areas in Pakistan? (1-Not effective at all, 10-Very effective)

	Females			Males		
	N	Mean	SD	N	Mean	SD
Project implementation (or other organizational strengthening)	42	6.55	1.63	147	6.20	2.17
Citizen engagement (incorporating citizens' voices into development)	31	5.71	2.07	138	5.09	2.43
Policy design (for clarity and better incentives to achieve development goals)	35	6.54	2.06	140	6.20	2.45

When thinking about how to improve capacity building in Pakistan to help ensure better development results, looking forward, how IMPORTANT is it for the World Bank Group to be involved in the following aspects of capacity building?

(1-Not important at all, 10-Very important)

	Females			Males		
	N	Mean	SD	N	Mean	SD
Project implementation (or other organizational strengthening)	45	7.11	2.44	164	7.66	2.31
Citizen engagement (incorporating citizens' voices into development)	44	7.52	1.98	157	7.10	2.52
Policy design (for clarity and better incentives to achieve development goals)	44	7.68	2.12	162	7.73	2.36

**B. Overall Attitudes toward the World Bank Group (continued)**

Which of the following do you identify as the World Bank Group's greatest **WEAKNESSES** in its work in Pakistan? (Choose no more than TWO)

Percentage of Respondents (Responses combined)	Females	Males
Not client focused	1.8%	6.0%
Not exploring alternative policy options	3.6%	4.3%
Not being able to mobilize relevant knowledge from other countries	1.8%	3.8%
Its advice and strategies do not lend themselves to practical problem solving	20.0%	12.5%
Not enough public disclosure of its work	16.4%	12.5%
Arrogant in its approach	1.8%	7.6%
Being too risk averse	5.5%	4.3%
Staff too inaccessible	10.9%	7.6%
The credibility of its knowledge/data	7.3%	2.7%
World Bank Group's processes too complex	5.5%	10.9%
Not willing to honestly criticize policies and reform efforts in the country	5.5%	9.8%
Not enough decentralization to the provinces	5.5%	7.1%
Too influenced by developed countries	18.2%	19.0%
Imposing technocratic solutions without regard to political realities	12.7%	10.3%
World Bank Group's processes too slow	9.1%	12.0%
Not aligned with other donors' work	0.0%	2.7%
Not being able to work across sectors	0.0%	2.2%
Not aligned with country priorities	9.1%	15.2%
Not adequately sensitive to political/social realities in Pakistan	21.8%	14.7%
Not collaborating enough with stakeholders outside the Government	10.9%	8.7%
Too narrowly focused on its environmental and social safeguard policies	10.9%	6.5%
Other	0.0%	1.1%
Don't know	9.1%	9.2%

Which World Bank Group's instruments do you believe are the **MOST EFFECTIVE** in reducing poverty in Pakistan? (Choose no more than TWO)

MOST EFFECTIVE Percentage of Respondents	Females	Males
Multi-sectoral approaches	24.5%	22.7%
Knowledge products/services	14.3%	12.8%
Investment lending	24.5%	27.9%
Technical assistance	24.5%	29.1%
Capacity development	26.5%	23.3%
Policy based lending / budget support to the Government	16.3%	11.0%
Trust Fund management	10.2%	7.0%
Results-based lending	16.3%	19.2%
Other	0.0%	0.6%
Don't know	8.2%	7.6%

**B. Overall Attitudes toward the World Bank Group (continued)**

Which World Bank Group's instruments do you believe are the **LEAST EFFECTIVE** in reducing poverty in Pakistan? (Choose no more than TWO)

Percentage of Respondents	Females	Males
Multi-sectoral approaches	20.4%	12.3%
Knowledge products/services	26.5%	16.4%
Investment lending*	24.5%	12.3%
Technical assistance	8.2%	10.5%
Capacity development	12.2%	17.0%
Policy based lending / budget support to the Government	14.3%	22.8%
Trust Fund management	14.3%	21.1%
Results-based lending	20.4%	25.7%
Other	0.0%	1.2%
Don't know	16.3%	13.5%

*Significantly different between genders.

To what extent do you believe that the World Bank Group's work and support help the poorest in Pakistan?
(Select only ONE response)

Percentage of Respondents	Females	Males
To a fully sufficient degree	1.8%	5.8%
To a somewhat sufficient degree	26.3%	30.2%
To a somewhat insufficient degree	29.8%	28.6%
To a very insufficient degree	28.1%	25.4%
Don't know	14.0%	10.1%

In addition to the regular relations with the national government, which **TWO** of the following groups should the World Bank Group collaborate with more in your country? (Choose no more than TWO)

Percentage of Respondents (Responses combined)	Females	Males
Academia/think tanks/research institutes*	52.6%	37.6%
Donor community	8.8%	8.6%
Media	3.5%	8.1%
Local Government	26.3%	26.3%
Private sector	10.5%	20.4%
Parliament	8.8%	6.5%
NGOs/Community-based organizations (CBOs)	12.3%	14.0%
Youth/university groups	21.1%	19.9%
Beneficiaries	19.3%	16.1%
Foundations	1.8%	7.0%
Provincial Governments	22.8%	21.5%
Faith-based organizations	3.5%	3.8%
Other	5.3%	2.2%
Don't know	0.0%	2.7%

*Significantly different between genders.

**B. Overall Attitudes toward the World Bank Group (continued)****To what extent do you agree with the following statements about the World Bank Group's work in Pakistan?**

	Females			Males		
	N	Mean	SD	N	Mean	SD
Overall the WBG currently plays a relevant role in development in Pakistan	50	6.04	2.01	180	6.02	2.26
The WBG's work is aligned with what I consider the development priorities for Pakistan	52	5.67	2.19	178	5.61	2.17
The WBG supports programs and strategies that are realistic for Pakistan	52	5.38	2.27	176	5.67	2.22
The WBG treats clients and stakeholders in Pakistan with respect	47	6.64	2.09	164	6.67	2.39
To maximize the impact of its limited resources, the WBG strategically supports programs where it has the most expertise and/or comparative advantage	47	6.70	1.99	164	6.57	2.17

*(1-Strongly disagree, 10-Strongly agree)***To what extent is the World Bank Group an effective development partner in Pakistan, in terms of each of the following?**

	Females			Males		
	N	Mean	SD	N	Mean	SD
Responsiveness	48	6.06	2.02	168	6.00	2.18
Flexibility (in terms of the institution's products and services)	47	5.72	1.77	162	5.49	1.95
Flexibility (in terms of changing country circumstances)	45	5.60	1.89	164	5.35	1.95
Being inclusive	48	6.04	1.97	161	5.73	2.17
Openness*	47	6.40	2.06	166	5.59	2.31
Staff accessibility	47	5.98	2.25	168	5.67	2.47
Straightforwardness and honesty	46	6.61	2.17	168	6.14	2.42
Ease of access to the people at the WBG who are making decisions important to my work	44	5.82	2.21	162	5.50	2.44
Collaboration with civil society*	43	6.37	1.93	157	5.52	2.25
Collaboration with the Government	49	7.04	2.03	170	7.20	2.11
Collaboration with other donors and development partners	45	6.89	1.66	155	6.63	2.06
Collaboration with the private sector	47	6.09	2.06	154	5.54	2.06
The speed in which it gets things accomplished on the ground	42	6.19	2.13	162	5.52	2.22
Being a long-term partner	44	7.05	2.02	164	6.83	2.34

*(1-To no degree at all, 10-To a very significant degree) *Significantly different between genders***To be more effective development partner in Pakistan, do you believe that the World Bank Group should have?****(Select only ONE response)**

Percentage of Respondents	Females	Males
More local presence	64.9%	61.6%
The current level of local presence is adequate	15.8%	17.4%
Less local presence	10.5%	12.1%
Don't know	8.8%	8.9%

**B. Overall Attitudes toward the World Bank Group (continued)**

When World Bank Group assisted reform efforts fail or are slow to take place, which of the following would you attribute this to? (Choose no more than TWO)

Percentage of Respondents (Responses combined)	Females	Males
The World Bank Group does not do adequate follow through/follow-up	14.3%	11.8%
Strict compliance requirements with the World Bank Group's environment and social safeguard policies	14.3%	12.4%
The World Bank Group is not sensitive enough to political/social realities on the ground	33.9%	33.9%
Lack of/inadequate levels of capacity in Government	23.2%	30.1%
There is not an adequate level of citizen/civil society participation	16.1%	16.1%
The World Bank Group works too slowly	7.1%	9.7%
The Government works inefficiently	19.6%	25.8%
Political pressures and obstacles	23.2%	20.4%
Reforms are not well thought out in light of country challenges	26.8%	22.0%
Poor donor coordination	1.8%	3.8%
Other	3.6%	1.6%

**C. World Bank Group's Sectoral Effectiveness and Results**

In your opinion, how **IMPORTANT** is it for the World Bank Group to be involved in the following areas of development in Pakistan? (1-Not important at all, 10-Very important)

	Females			Males		
	N	Mean	SD	N	Mean	SD
Education and skill enhancement	52	8.42	1.88	174	8.75	1.84
Youth development	48	7.58	1.88	162	7.72	2.20
Health and population	46	7.98	1.72	159	8.18	2.02
Law and justice	50	7.08	2.10	158	7.75	2.51
Social protection	50	7.10	1.92	157	6.97	2.16
Poverty reduction	51	8.00	1.90	167	8.17	1.97
Disaster management and risk reduction*	50	7.82	1.65	156	7.01	2.16
Water, sanitation, and hygiene	50	7.92	1.86	161	7.68	2.01
Nutrition	49	7.65	1.92	158	7.01	2.28
Public sector and civil service reform	48	6.98	2.09	159	7.45	2.33
Domestic private sector development	49	7.04	1.76	154	7.23	2.12
Economic growth	50	7.70	1.80	164	8.13	2.03
Public financial management	49	7.47	1.70	161	7.65	2.01
Job creation/employment	51	7.80	2.00	163	7.80	2.18
Regulatory framework	48	6.96	2.03	155	7.17	2.19
Financial sector	50	7.56	1.73	159	7.43	2.01
Anti-corruption and transparency	52	7.90	1.90	157	8.11	2.16
Transport	51	7.06	2.12	160	7.43	2.14
Communication network	51	6.90	2.32	153	6.84	2.23
Energy	52	8.62	1.57	180	8.98	1.70
Urban development	49	7.16	1.82	159	7.11	2.22
Regional cooperation	49	7.20	2.06	165	7.63	2.32
Foreign direct investment	48	7.71	1.90	164	7.87	2.04
Trade and exports	48	7.75	2.17	166	8.17	1.95
Global cooperation	47	7.36	1.99	157	7.52	2.03
Agricultural development and irrigation	54	8.09	1.97	183	8.42	1.89
Food security	50	7.74	1.81	161	7.86	2.00
Gender	52	6.90	2.34	158	6.76	2.45
Equality of opportunity	53	7.36	2.32	175	7.74	2.26
Environmental sustainability	49	7.10	2.11	166	7.14	2.16
Natural resource management	51	7.61	2.22	169	7.92	2.12
Climate change	49	6.94	2.16	165	7.01	2.23
Others	4	9.25	0.50	14	8.00	2.94

*Significantly different between genders



C. World Bank Group's Sectoral Effectiveness and Results (continued)

How EFFECTIVE do you believe the World Bank Group is in terms of the work it does in the following areas of development in Pakistan? (1-Not effective at all, 10-Very effective)

	Females			Males		
	N	Mean	SD	N	Mean	SD
Water, sanitation, and hygiene	32	5.97	2.31	123	5.76	2.43
Nutrition*	38	6.34	1.94	116	5.51	2.24
Health and population	39	6.33	2.08	126	5.97	2.31
Law and justice*	35	5.83	2.26	110	4.76	2.62
Social protection	36	6.22	1.97	125	5.74	2.43
Poverty reduction	45	6.09	1.92	143	6.08	2.57
Disaster management and risk reduction	37	6.32	2.08	133	5.80	2.41
Education and skill enhancement	37	6.16	2.19	141	6.30	2.41
Youth development	37	5.51	1.98	119	5.46	2.34
Public sector and civil service reform	40	5.53	2.28	127	5.37	2.27
Domestic private sector development	35	5.54	2.11	111	5.24	2.32
Anti-corruption and transparency	37	5.54	2.50	121	4.98	2.64
Public financial management	41	5.63	2.11	126	5.71	2.34
Job creation/employment	37	5.57	2.14	124	5.31	2.54
Regulatory framework	38	5.82	1.86	117	5.61	2.34
Financial sector	40	5.90	1.82	123	5.73	2.40
Economic growth	42	6.24	1.81	131	6.08	2.36
Transport	40	5.88	2.19	128	5.44	2.31
Communication network	34	5.74	1.80	110	5.05	2.13
Energy	40	5.83	2.29	137	6.15	2.38
Urban development	33	6.03	1.91	111	5.21	2.33
Trade and exports	32	6.03	2.21	112	5.38	2.39
Foreign direct investment	35	6.00	1.99	115	5.36	2.44
Regional cooperation	35	6.29	2.02	118	5.62	2.40
Global cooperation	36	6.33	2.14	114	5.65	2.41
Agricultural development and irrigation	40	6.25	2.27	128	5.95	2.34
Food security	36	5.81	2.25	118	5.23	2.33
Gender	42	6.12	1.64	127	5.61	2.27
Equality of opportunity	37	5.70	2.25	126	5.61	2.47
Environmental sustainability	36	5.75	2.18	127	5.59	2.24
Natural resource management	34	5.74	1.85	111	5.59	2.46
Climate change	33	5.73	2.13	121	5.30	2.29
Others*	3	6.33	1.16	13	3.38	1.66

*Significantly different between genders

**C. World Bank Group's Effectiveness and Results (continued)**

To what extent do you agree/disagree with the following statements about the cash transfer and social protection programs in Pakistan? (1-Strongly disagree, 10-Strongly agree)

	Females			Males		
	N	Mean	SD	N	Mean	SD
The introduction of technology based systems in social safety net operations has increased transparency, accountability, and overall impact.	50	6.58	2.48	159	7.08	2.40
Inclusion of education for primary school age children in cash transfer program is a good way to invest in human capital.	50	7.38	2.17	162	7.21	2.41
The National Safety Net platform managed by an independent board of directors helps strengthen the WBG's social protection programs in Pakistan.	46	6.98	1.99	143	7.10	2.29

Where are the World Bank Group's decisions made primarily that support the program in Pakistan? (Select only 1 response)

Percentage of Respondents	Females	Males
At the Headquarters (in Washington D.C.)	41.8%	48.6%
In the country	29.1%	27.6%
Don't know	29.1%	23.8%

	Females			Males		
	N	Mean	SD	N	Mean	SD
To what extent does the WBG's work help to achieve development results in Pakistan?	52	5.90	1.86	173	6.04	1.99

(1-To no degree at all, 10-To a very significant degree)

To what extent do you agree with the following statements about the World Bank Group in Pakistan?

	Females			Males		
	N	Mean	SD	N	Mean	SD
The WBG's financial instruments meet the needs of Pakistan	50	5.12	2.04	165	5.22	2.25
The WBG meets Pakistan's needs for knowledge services*	53	6.11	2.00	161	5.40	2.21

(1-Strongly disagree, 10-Strongly agree) *Significantly different between genders

	Females			Males		
	N	Mean	SD	N	Mean	SD
Overall, how effective is the WBG at using its convening power to mobilize outside or additional support and resources for development in Pakistan?	47	5.96	1.91	152	5.85	2.11

(1-Not effective at all, 10-Very effective)

	Females			Males		
	N	Mean	SD	N	Mean	SD
To what extent do you believe the WBG measures and corrects its work in real time in Pakistan?	47	5.77	1.71	158	5.82	2.14

(1-To no degree at all, 10-To a very significant degree)

**D. The IFC and World Bank****Are you aware of the IFC (International Finance Corporation), the private sector arm of the World Bank Group?**

Percentage of Respondents	Females	Males
Yes	38.6%	43.5%
No	61.4%	56.5%

Has your organization availed any services from the IFC?

Percentage of Respondents	Females	Males
Yes	23.8%	24.1%
No	76.2%	75.9%

Please indicate the type of services your organization availed from the IFC in the past five years. (Choose all that apply)

Percentage of Respondents (Responses combined)	Females	Males
Loan*	60.0%	15.8%
Equity	20.0%	5.3%
Guarantee	0.0%	15.8%
Advisory services	40.0%	47.4%
Don't know	0.0%	21.1%
Others	20.0%	10.5%

*Significantly different between genders

Do your projects involve both the World Bank and the IFC?

Percentage of Respondents	Females	Males
Yes	15.8%	21.1%
No	84.2%	78.9%

If yes, what was your view of how the two institutions work together in Pakistan? (Select only ONE response)

Percentage of Respondents	Females	Males
The two institutions work well together	-	25%
The way the two institutions work together needs improvement	80%	44%
The two institutions do not work well together	-	13%
Don't know	20%	19%

How would you describe the overall impact of IFC advisory/investment services on your organization?**(Select only ONE response)**

Percentage of Respondents	Females	Males
Very positive impact	16.7%	5.6%
Somewhat positive impact	16.7%	33.3%
Somewhat negative impact	-	5.6%
Very negative impact	-	5.6%
No impact at all	27.8%	16.7%
Don't know	38.9%	33.3%

How would you describe the role of IFC advisory/investment services in private sector development in Pakistan?**(Select only ONE response)**

Percentage of Respondents	Females	Males
A very positive role	11.1%	14.7%
A somewhat positive role	38.9%	46.7%
A somewhat negative role	5.6%	4.0%
A very negative role	-	4.0%
IFC's advisory/investment services don't play a role in private sector development in the country	5.6%	6.7%
Don't know	38.9%	24.0%

**E. The World Bank Group's Knowledge Work and Activities****How frequently do you consult World Bank Group's knowledge work and activities in the work you do? (Select only 1 response)**

Percentage of Respondents	Females	Males
Weekly	5.2%	6.8%
Monthly	20.7%	14.7%
A few times a year	32.8%	39.3%
Rarely	25.9%	21.5%
Never	15.5%	17.8%

How effective do you believe the World Bank Group has been in Pakistan in using its knowledge work and activities:

	Females			Males		
	N	Mean	SD	N	Mean	SD
Raising your awareness of the particular topic*	51	6.92	2.31	157	5.83	2.42
Stimulating public debate/dialogue*	47	6.13	2.16	150	5.11	2.31
Enhancing your knowledge and/or skills*	49	6.76	2.49	158	5.77	2.43
Contributing to good policy making	51	6.16	2.33	153	5.84	2.31
Providing support for program implementation	51	6.25	2.11	156	6.20	2.39

(1-Not effective at all, 10-Very effective) *Significantly different between genders

In Pakistan, to what extent do you believe that the World Bank Group's knowledge work and activities:

	Females			Males		
	N	Mean	SD	N	Mean	SD
Are timely	47	6.15	2.29	152	5.84	2.30
Include appropriate level of stakeholder involvement during preparation	45	6.07	1.88	155	5.77	2.48
Providing linkage to non-Bank expertise	39	6.13	1.72	131	5.49	2.26
Lead to practical solutions	43	5.60	2.13	155	5.66	2.32
Are accessible (well written and easy to understand)	46	6.57	2.22	154	6.10	2.42
Are source of relevant information on global good practices*	46	7.17	1.83	157	6.27	2.24
Are adequately disseminated	44	6.32	2.11	159	5.97	2.32
Are translated enough into local language	44	5.57	2.43	142	5.07	2.37
Are adaptable to Pakistan's specific development challenges and country circumstances	47	5.70	2.62	159	5.73	2.27

(1-To no degree at all, 10-To a very significant degree) *Significantly different between genders

	Females			Males		
	N	Mean	SD	N	Mean	SD
Overall, how significant a contribution do you believe the WBG's knowledge work and activities make to development results in your country?	53	5.72	2.00	166	5.98	2.18
Overall, how would you rate the technical quality of the WBG's knowledge work and activities?	53	6.62	1.66	169	6.76	2.04

(1-Not significant at all, 10-Very significant; 1-Very low technical quality, 10-Very high technical quality)

**F. Working with the World Bank Group****To what extent do you agree/disagree with the following statements? (1-Strongly disagree, 10-Strongly agree)**

	Females			Males		
	N	Mean	SD	N	Mean	SD
The WBG disburses funds promptly	45	6.22	2.12	141	6.34	2.47
The WBG effectively monitors and evaluates the projects and programs it supports	48	6.88	2.25	165	6.56	2.33
The WBG's approvals and reviews are done in a timely fashion	46	6.52	2.56	156	6.18	2.41
The WBG's "Safeguard Policy" requirements are reasonable	40	6.03	2.43	134	5.85	2.19
The WBG's conditions on its lending are reasonable	42	6.07	2.33	145	5.73	2.35
The WBG takes decisions quickly in Pakistan	45	5.89	2.32	147	5.37	2.51
Working with the WBG increases Pakistan's institutional capacity	47	6.38	2.36	163	5.91	2.67
Where country systems are adequate, the WBG makes appropriate use of them*	46	6.85	1.93	145	5.78	2.36
The WBG provides effective implementation support	48	6.13	2.36	158	5.97	2.55

*Significantly different between genders

	Females			Males		
	N	Mean	SD	N	Mean	SD
To what extent do you believe that the WBG's work helps to find solutions that promote private public partnerships in Pakistan?	44	6.36	1.69	147	5.97	2.17

(1-To no degree at all, 10-To a very significant degree)

	Females			Males		
	N	Mean	SD	N	Mean	SD
To what extent do you believe that the WBG's "Safeguard Policies" help to achieve environmental and social sustainability in Pakistan?	42	6.05	2.08	137	5.99	2.17

(1-To no degree at all, 10-To a very significant degree)

Which of the following best describes the way the World Bank Group operates in Pakistan? (Select only ONE response)

Percentage of Respondents	Females	Males
The World Bank Group takes too much risk in Pakistan	1.7%	6.8%
The World Bank Group does not take enough risk in Pakistan	37.9%	35.8%
The World Bank Group's approach to risk is appropriate	39.7%	31.6%
Don't know	20.7%	25.8%

Which of the following best describes the World Bank Group's support in Pakistan? (Select only ONE response)

Percentage of Respondents	Females	Males
The World Bank Group is sufficiently selective and focuses on the most important development challenges in Pakistan	39.7%	42.6%
The World Bank Group is not sufficiently selective in Pakistan, and it is involved in too many areas of development	36.2%	33.0%
Don't know	24.1%	24.5%

**F. Working with the World Bank Group (continued)****How familiar are you with World Bank Group's procurement policies? (Select only one response)**

Percentage of Respondents	Females	Males
Very familiar	11.3%	13.2%
Somewhat familiar	24.5%	25.8%
Somewhat unfamiliar	13.2%	14.8%
Very unfamiliar	9.4%	10.4%
Don't know	41.5%	35.7%

How effective are the World Bank Group's procurement policies relative to alternative procurement methods?

	Females			Males		
	N	Mean	SD	N	Mean	SD
How effective are the World Bank Group's procurement policies relative to alternative procurement methods?*	17	6.59	2.27	67	7.66	1.53

(1-Not effective at all, 10-Very effective) *Significantly different between genders

To improve the effectiveness of the World Bank Group's procurement support, which of the following actions would you recommend? (Please choose no more than TWO)

Percentage of Respondents (Responses combined)	Females	Males
Use national procurement procedures rather World Bank Group's procurement procedures	30.0%	24.7%
Eliminate prior reviews	0.0%	5.5%
Engage more in contract management	30.0%	37.0%
Carry out road shows before tendering	15.0%	20.5%
Make e-procurement a standard practice for World Bank Group's operation in Pakistan	30.0%	38.4%
Assign additional staff per project	35.0%	30.1%
Other*	20.0%	5.5%
Don't know	5.0%	11.0%

*Significantly different between genders

G. The World Bank Group's Country Partnership Strategy and Sectoral Work in Pakistan**How familiar are you with World Bank Group's Country Partnership Strategy (FY15-19) for Pakistan? (Select only 1 response)**

Percentage of Respondents	Females	Males
Very familiar	12.1%	10.3%
Somewhat familiar	22.4%	28.6%
Somewhat unfamiliar	17.2%	20.0%
Very unfamiliar	13.8%	10.8%
Don't know	34.5%	30.3%

Do you think the Country Partnership Strategy for FY15-19 focused on the right priorities for Pakistan?

Percentage of Respondents	Females	Males
Yes	75.0%	74.3%
No	25.0%	25.7%

**G. The World Bank Group's Country Partnership Strategy and Sectoral Work in Pakistan (continued)**

Please rate the Government's performance in terms of each pillar of the Country Partnership Strategy (FY15-19) since July 2014? (1-Very poor, 10-Very good)

	Females			Males		
	N	Mean	SD	N	Mean	SD
Energy	19	5.47	2.88	70	5.70	2.44
Private sector development	16	6.06	2.54	66	5.33	2.34
Inclusion	16	5.94	2.54	58	5.02	2.29
Service delivery	17	5.47	2.60	67	5.13	2.24

Please rate World Bank Group's performance in terms of each pillar of the Country Partnership Strategy (FY15-19) since July 2014? (1-Very poor, 10-Very good)

	Females			Males		
	N	Mean	SD	N	Mean	SD
Energy	18	5.67	2.72	64	6.31	2.45
Private sector development	16	6.13	2.19	61	6.07	2.07
Inclusion	15	5.93	2.31	58	6.12	2.26
Service delivery	16	6.38	2.78	63	6.27	2.25

For the FY15-19 Country Partnership Strategy, please rate the importance of the following areas for Pakistan.

	Females			Males		
	N	Mean	SD	N	Mean	SD
Project financing	19	7.32	2.26	70	7.84	2.05
Budget support	16	5.81	2.43	68	7.15	2.43
Knowledge and data sharing	18	7.17	2.38	70	7.79	2.14
Technical assistance	19	7.16	2.46	69	7.93	2.09
Policy advice	18	6.50	2.88	69	7.58	2.03
Other	1	6.00	.	10	8.30	2.45

(1-Unimportant, 10-Very important)

Urban development:

When considering Pakistan's economic development, how important a role can sustainable urban growth play?

(1-Not important at all, 10-Very important)

	Females			Males		
	N	Mean	SD	N	Mean	SD
When considering Pakistan's economic development, how important a role can sustainable urban growth play?	20	8.20	2.19	73	7.73	1.97

Which TWO of the following are the greatest challenges to tapping the economic potential of cities in Pakistan?

(Please choose no more than TWO)

Percentage of Respondents (Responses combined)	Females	Males
Weak legal, title rights	30.0%	25.3%
Lack of long term planning	55.0%	54.7%
Absence of local governments	35.0%	36.0%
Weak governance	35.0%	52.0%
Unclear and overlapping institutional mandates	20.0%	24.0%
Others	10.0%	1.3%
Don't know	0.0%	1.3%

**G. The World Bank Group's Country Partnership Strategy and Sectoral Work in Pakistan (continued)****Urban development: (continued)**

When considering how to enhance the delivery of municipal services in cities in Pakistan, in which of the following areas should the Government focus its resources most for the greatest value? (Please choose no more than TWO)

Percentage of Respondents (Responses combined)	Females	Males
Institutional reform and clear mandates	40.0%	43.4%
Private sector participation	25.0%	35.5%
Citizen engagement and feedback (Report Card etc.)	45.0%	32.9%
Governance/Accountability	65.0%	75.0%
Others	5.0%	5.3%
Don't know	0.0%	1.3%

Where should the WBG focus most of its resources to add the greatest value, when it comes to developing Pakistan's cities? (Please choose no more than TWO)

Percentage of Respondents (Responses combined)	Females	Males
Technical advice, knowledge sharing	40.0%	32.9%
Budget support for reforms	20.0%	25.0%
Project investment	55.0%	46.1%
Donor coordination, convening facility	10.0%	11.8%
Institutional development (systems, human resources, training)	55.0%	72.4%
Others	5.0%	2.6%
Don't know	0.0%	1.3%

Energy sector:

To what extent do you believe the World Bank Group increased its attention to the energy sector in Pakistan in the past two years? (1-To no degree at all, 10-To a very significant degree)

	Females			Males		
	N	Mean	SD	N	Mean	SD
To what extent do you believe the WBG increased its attention to the energy sector in Pakistan in the past two years?	18	6.39	1.42	69	6.93	2.05

How significant of a **mid-term impact** has the World Bank Group's support to the energy sector had on Pakistan's development in the last two years? (1-Not significant at all, 10-Very significant)

	Females			Males		
	N	Mean	SD	N	Mean	SD
How significant of a mid-term impact has the WBG's support to the energy sector had on Pakistan's development in the last two years?	17	5.59	2.03	66	6.11	2.14

**G. The World Bank Group's Country Partnership Strategy and Sectoral Work in Pakistan (continued)****Energy sector: (continued)**

When considering the World Bank Group's support to Pakistan's energy sector, in which two of the following areas should the WBG focus most of its resources in order to add the most value? (Please choose no more than TWO)

Percentage of Respondents (Responses combined)	Females	Males
Hydropower generation	60.0%	65.3%
Energy sector reforms to improve governance and performance of energy related institutions, reduce losses, optimize use of local resources, and review the Tariff & Subsidy schemes	60.0%	48.0%
Support to policy enabling environment to attract private investment in the sector	20.0%	17.3%
Promotion and development of other renewable and alternative sources of energy	30.0%	48.0%
Support to the development of regional transmission systems to facilitate energy supply/import within countries in the region	10.0%	10.7%
Others	0.0%	2.7%
Don't know	5.0%	4.0%

H. The Future Role of the World Bank Group in Pakistan

How significant a role do you believe the World Bank Group SHOULD play in Pakistan's development in the near future?

	Currently collaborating with the WBG			Not collaborating with the WBG		
	N	Mean	SD	N	Mean	SD
How significant a role do you believe the WBG SHOULD play in Pakistan's development in the near future?	94	7.70	2.14	139	7.58	2.35

(1-Not a significant role at all, 10-A very significant role)

Which of the following SHOULD the World Bank Group do to make itself of greater value in Pakistan?

(Choose no more than TWO)

Percentage of Respondents (Responses combined)	Females	Males
Provide more adequate data/knowledge/statistics/figures on Pakistan's economy	17.5%	14.4%
Work faster	14.0%	10.6%
Offer more innovative financial products	17.5%	10.6%
Improve the competitiveness of its financing compared to markets	10.5%	11.7%
Reach out more to groups outside of Government*	10.5%	29.3%
Shift its focus from environmental and social safeguards to environmental and social sustainability*	21.1%	8.0%
Ensure greater selectivity in its work	12.3%	8.0%
Improve the quality of its experts as related to Pakistan's specific challenges	19.3%	17.0%
Offer more innovative knowledge services	7.0%	13.8%
Increase decentralization to the provinces	14.0%	17.0%
Collaborate more effectively with Government clients	15.8%	13.3%
Increase the level of capacity development in the country	17.5%	21.8%
Reduce the complexity of obtaining World Bank Group financing	14.0%	13.3%
Focus primarily on advocacy issues	3.5%	3.7%
Increase availability of Reimbursable Advisory Services (RAS)	0.0%	0.5%
Other	1.8%	1.1%

*Significantly different between genders

**H. The Future Role of the World Bank Group in Pakistan (continued)**

When considering the combination of services that the World Bank Group offers in Pakistan, and taking into account its limited level of resources, which ONE of the following do you believe the World Bank Group should offer more of in Pakistan? (Select only ONE response)

Percentage of Respondents	Females	Males
Financial services	18.2%	24.0%
Knowledge products	36.4%	24.6%
Convening services	5.5%	8.7%
None of the above	3.6%	1.6%
The combination is appropriate for Pakistan	32.7%	35.0%
Don't know	3.6%	6.0%

I. Communication and Information Sharing

How do you get most of your information about economic and social development issues in Pakistan?
(Choose no more than TWO)

Percentage of Respondents (Responses combined)	Females	Males
Periodicals	12.7%	20.5%
International newspapers	16.4%	14.1%
Local radio	3.6%	1.6%
International radio	1.8%	2.2%
Local television	27.3%	25.9%
International television*	25.5%	7.6%
Local newspapers	32.7%	45.4%
Internet	41.8%	48.1%
Social media	27.3%	20.0%
Other	3.6%	3.8%

*Significantly different between genders

How would you prefer to obtain information from the World Bank Group? (Choose no more than TWO)

Percentage of Respondents (Responses combined)	Females	Males
Direct contact with World Bank Group	14.0%	26.2%
e-Newsletters	35.1%	28.3%
World Bank Group's seminars/workshops/conferences*	29.8%	45.5%
World Bank Group's publications and other written materials*	50.9%	35.1%
World Bank Group's website	33.3%	22.0%
Social media	24.6%	19.4%
Mobile phones	1.8%	8.4%
Other	0.0%	1.0%

*Significantly different between genders

Are you aware of the World Bank Group's Access to Information Policy under which the WBG will now disclose any information in its possession that is not a list of exceptions?*

Percentage of Respondents	Females	Males
Yes	22.2%	31.1%
No	77.8%	68.9%

Have you requested information from the World Bank Group on its activities in the past year?

Percentage of Respondents	Females	Males
Yes	17.4%	16.1%
No	82.6%	83.9%

**I. Communication and Information Sharing (continued)****Were you able to obtain this information?***

Percentage of Respondents	Females	Males
Yes	42.9%	87.5%
No	57.1%	12.5%

Significantly different between genders*Do you have access to the Internet?**

Percentage of Respondents	Females	Males
Yes	96.2%	90.3%
No	3.8%	9.7%

Do you use/have used the World Bank Group website?

Percentage of Respondents	Females	Males
Yes	68.5%	70.1%
No	31.5%	29.9%

Do you currently consult the World Bank Group social media sites?

Percentage of Respondents	Females	Males
Yes	18.5%	19.3%
No	81.5%	80.7%

From whom would you prefer to receive information about World Bank Group projects in Pakistan?*

Percentage of Respondents	Females	Males
Government agencies implementing World Bank Group-supported projects	39.2%	24.0%
World Bank Group country office	60.8%	76.0%

Significantly different between genders*Which do you primarily use to get information about World Bank Group on the Internet? (Select only ONE response)**

Percentage of Respondents	Females	Males
The World Bank's country website	37.0%	38.9%
The World Bank's main website	33.3%	31.9%
World Bank Pakistan's Facebook	11.1%	7.6%
I don't use the internet for this purpose	18.5%	21.6%

Which Internet connection do you use primarily when visiting a World Bank Group website?

Percentage of Respondents	Females	Males
High speed/WiFi	100.0%	95.5%
Dial-up	-	4.5%

**I. Communication and Information Sharing (continued)**

Please rate how much you agree with the following statements. (1-Strongly disagree, 10-Strongly agree)

	Females			Males		
	N	Mean	SD	N	Mean	SD
I find the WBG's websites easy to navigate	41	7.88	1.78	141	7.29	2.05
I find the information on the WBG's websites useful*	38	8.03	1.42	144	7.34	1.90
The WBG's social media channels are valuable sources of information about the institution	27	7.19	2.17	84	6.46	2.33
When I need information from the WBG I know how to find it	37	7.35	2.21	141	6.53	2.37
The WBG is responsive to my information requests and inquiries	32	7.06	2.44	110	6.64	2.58

*Significantly different between genders

J. Background Information

How closely do you interact with the World Bank Group at a professional level? (1-Not closely at all, 10-Very closely)

	Females			Males		
	N	Mean	SD	N	Mean	SD
How closely do you interact with the World Bank Group at a professional level?	52	4.73	2.87	169	5.18	2.95

Which one of the following best describes your level of interaction with the World Bank Group in your country?

Percentage of Respondents	Females	Males
I currently collaborate with the World Bank Group	19.6%	19.6%
I have previously collaborated with the World Bank Group	21.4%	24.3%
Both of the above (I currently collaborate and previously have collaborated with the World Bank Group)	17.9%	19.0%
I have never collaborated with the World Bank Group	41.1%	37.0%

Which of the following agencies of the World Bank Group do you primarily engage with in Pakistan? (Select only 1 response)

Percentage of Respondents	Females	Males
The World Bank (IBRD)	57.4%	68.3%
The International Finance Corporation (IFC)	21.3%	12.8%
The Multilateral Investment Guarantee Agency (MIGA)	2.1%	4.9%
Other	19.1%	14.0%

Which of the following describes most of your exposure to the World Bank Group in Pakistan? (Choose no more than TWO)

Percentage of Respondents (Responses combined)	Females	Males
Observer	22.2%	28.1%
Use World Bank Group reports/data	29.6%	24.7%
Engage in World Bank Group related/sponsored events/activities	24.1%	30.9%
Collaborate as part of my professional duties	37.0%	38.2%
Use World Bank Group website for information, data, research, etc.	29.6%	27.0%



Appendix F: Responses to All Questions by Year

Comparing responses across Country Surveys reflect changes in attitudes over time, but also changes in respondent samples and changes to the survey instrument itself. To reduce the influence of the latter factor, only those questions with similar response scales/options were analyzed. Although the FY12 and FY15 samples were fairly similar, the samples from both years were weighted to have equivalent stakeholder groups.

Original Distribution		
Percentage of Respondents	FY12	FY15
Government institutions (includes Office of Minister, Office of Parliamentarian, employees of ministries, independent government institutions, PMU/Consultants on WBG supported projects, and the judiciary branch)	25.4%	39.8%
Local Government	3.2%	2.0%
Bilateral/multilateral agencies	3.2%	3.9%
Civil society (includes NGOs/CBOs, private foundations, trade unions, faith-based groups, and youth groups)	13.9%	14.2%
Private sector (includes financial sector/private banks)	21.0%	13.4%
Academia	15.3%	20.1%
Media	7.1%	2.0%
Total Number of Respondents (Un-Weighted)	496	254

(Note there was an insufficient number of respondents from the office of the President/Prime Minister to be included. Respondents who indicated "Other" were also excluded.)

The weighted stakeholder breakdown is presented below:

Weighted Distribution		
Percentage of Respondents	FY12	FY15
Government institutions	31.1%	30.7%
Local government	3.9%	3.9%
Bilateral/multilateral agencies	4.8%	4.8%
Civil society	17.0%	17.4%
Private sector	18.3%	18.4%
Academia	18.7%	18.4%
Media	6.1%	6.1%
Total Number of Respondents (Weighted)	406	207

All data presented in this appendix are weighted. As a result, means of the FY15 data and the total number of respondents indicated will be slightly different from the aggregated responses in Appendix A. Similarly, responses from FY12 respondents and the total number of respondents indicated may differ from those reported in the FY12 COS report.

A. General Issues facing Pakistan

In general, would you say that Pakistan is headed in...?*

Percentage of Respondents	FY12	FY15
The right direction	14.2%	52.5%
The wrong direction	72.6%	32.2%
Not sure	13.2%	15.2%

*Significantly different between FY15 and FY12

**B. Overall Attitudes toward the World Bank Group**

	FY12			FY15		
	N	Mean	SD	N	Mean	SD
How familiar are you with the work of the World Bank Group in Pakistan?	404	6.07	2.14	202	6.34	2.46

(1-Not familiar at all, 10-Extremely familiar)

	FY12			FY15		
	N	Mean	SD	N	Mean	SD
Overall, please rate your impression of the World Bank Group's effectiveness in Pakistan	375	5.60	2.10	194	5.93	2.14

(1-Not effective at all, 10-Very effective)

To what extent do you agree with the following statements about the World Bank Group's work in Pakistan?

	FY12			FY15		
	N	Mean	SD	N	Mean	SD
Overall the World Bank Group currently plays a relevant role in development in Pakistan*	384	5.25	2.12	189	6.06	2.17
The World Bank Group's work is aligned with what I consider the development priorities for Pakistan*	380	5.05	2.05	188	5.65	2.13
The World Bank Group supports programs and strategies that are realistic for Pakistan*	380	4.87	2.02	187	5.65	2.23
The World Bank Group treats clients and stakeholders in Pakistan with respect*	362	5.83	2.26	173	6.57	2.27

(1-Strongly disagree, 10-Strongly agree) *Significantly different between FY15 and FY12

To what extent is the World Bank Group an effective development partner in Pakistan in terms of each of the following?

	FY12			FY15		
	N	Mean	SD	N	Mean	SD
Responsiveness*	359	5.36	2.08	176	6.02	2.07
Flexibility (in terms of the institution's products and services)*	356	4.86	1.93	174	5.55	1.86
Flexibility (in terms of changing country circumstances)*	361	5.00	2.01	173	5.40	1.87
Being inclusive*	334	5.06	2.00	169	5.76	2.03
Openness	360	5.47	2.18	175	5.69	2.19
Staff accessibility*	348	5.03	2.15	175	5.77	2.30
Straightforwardness and honesty*	347	5.66	2.25	175	6.19	2.33
Collaboration with civil society	354	5.61	2.13	168	5.71	2.23
Collaboration with the Government*	368	6.42	2.02	180	7.09	2.09
Collaboration with other donors and development partners*	328	6.00	2.06	164	6.59	1.93

(1-To no degree at all, 10-To a very significant degree) *Significantly different between FY15 and FY12

**C. World Bank Group's Effectiveness and Results**

How EFFECTIVE do you believe the World Bank Group is in terms of the work it does in the following areas of development in Pakistan? (1-Not effective at all, 10-Very effective)

	FY12			FY15		
	N	Mean	SD	N	Mean	SD
Water, sanitation, and hygiene*	344	5.19	2.08	126	5.89	2.30
Health and population*	344	5.21	2.14	134	6.13	2.19
Law and justice*	324	4.26	2.32	120	4.97	2.49
Social protection*	316	4.73	2.31	130	5.84	2.26
Poverty reduction*	365	5.27	2.36	151	6.14	2.47
Disaster management and risk reduction*	346	4.98	2.15	138	6.08	2.29
Education and skill enhancement*	354	5.32	2.28	145	6.35	2.26
Public sector and civil service reform*	336	4.81	2.12	132	5.46	2.17
Domestic private sector development*	330	4.78	1.97	120	5.43	2.18
Anti-corruption and transparency*	345	3.86	2.44	128	5.11	2.52
Public financial management*	331	5.21	2.10	139	5.76	2.23
Job creation/employment*	340	4.45	2.31	133	5.41	2.41
Regulatory framework*	328	5.05	1.97	126	5.75	2.19
Financial sector*	322	4.66	2.05	135	5.77	2.26
Economic growth*	361	5.03	2.03	140	6.15	2.25
Transport*	342	5.13	2.12	135	5.61	2.23
Communication network	329	5.05	1.96	118	5.32	2.06
Energy*	350	4.73	2.26	144	6.29	2.31
Urban development	342	5.26	1.97	118	5.54	2.26
Trade and exports*	323	4.79	1.95	119	5.47	2.25
Foreign direct investment*	322	4.84	2.09	124	5.52	2.28
Regional cooperation*	311	4.50	2.06	124	5.81	2.30
Global cooperation*	310	4.99	2.07	125	5.81	2.32
Agricultural development and irrigation*	344	5.13	2.04	138	6.05	2.18
Food security*	334	4.60	2.08	126	5.47	2.24
Gender*	338	5.11	2.14	138	5.85	2.00
Equality of opportunity*	327	4.63	2.33	134	5.79	2.34
Environmental sustainability	347	5.22	2.10	132	5.62	2.07
Natural resource management*	327	4.69	2.26	119	5.72	2.23
Climate change*	321	4.66	2.06	128	5.44	2.18

*Significantly different between FY15 and FY12

	FY12			FY15		
	N	Mean	SD	N	Mean	SD
To what extent does the World Bank Group's work help to achieve development results in Pakistan?*	379	5.29	1.93	183	6.09	1.95

(1-To no degree at all, 10-To a very significant degree) *Significantly different between FY15 and FY12

**C. World Bank Group's Effectiveness and Results (continued)**

To what extent do you agree with the following statements about the World Bank Group in Pakistan?

	FY12			FY15		
	N	Mean	SD	N	Mean	SD
The World Bank Group's financial instruments meet the needs of Pakistan	370	4.91	2.03	173	5.28	2.14
The World Bank Group meets Pakistan's needs for knowledge services*	378	5.05	2.07	174	5.60	2.17

(1-Strongly disagree, 10-Strongly agree) *Significantly different between FY15 and FY12

E. The World Bank Group's Knowledge Work and Activities

How frequently do you consult World Bank Group's knowledge work and activities in the work you do? (Select only 1 response)

Percentage of Respondents	FY12	FY15
Weekly	4.1%	7.3%
Monthly	13.2%	16.2%
A few times a year	35.8%	36.7%
Rarely*	33.4%	22.1%
Never	13.5%	17.7%

*Significantly different between FY15 and FY12

How effective do you believe the World Bank Group has been in Pakistan in using its knowledge work and activities:

	FY12			FY15		
	N	Mean	SD	N	Mean	SD
Raising your awareness of the particular topic	374	5.62	2.23	167	5.99	2.33
Stimulating public debate/dialogue*	361	4.81	2.16	161	5.38	2.24
Enhancing your knowledge and/or skills*	373	5.34	2.22	165	5.91	2.41
Contributing to good policy making*	370	5.32	2.21	164	5.86	2.26
Providing support for program implementation*	369	5.38	2.08	168	6.22	2.23

(1-Not effective at all, 10-Very effective) *Significantly different between FY15 and FY12

In Pakistan, to what extent do you believe that the World Bank Group's knowledge work and activities:△

	FY12			FY15		
	N	Mean	SD	N	Mean	SD
Are timely*	354	5.26	2.16	162	5.89	2.30
Include appropriate level of stakeholder involvement during preparation*	351	5.05	1.97	162	5.79	2.32
Lead to practical solutions*	361	5.32	1.93	161	5.77	2.22
Are accessible (well written and easy to understand)*	361	5.62	2.09	161	6.19	2.29
Are source of relevant information on global good practices*	360	5.96	2.00	163	6.47	2.12
Are adequately disseminated*	354	5.16	2.07	164	6.03	2.19
Are translated enough into local language	331	5.20	2.06	154	5.30	2.31
Are adaptable to Pakistan's specific development challenges and country circumstances*	365	4.89	1.99	170	5.76	2.25

(1-To no degree at all, 10-To a very significant degree) *Significantly different between FY15 and FY12

**E. The World Bank Group's Knowledge Work and Activities (continued)**

	FY12			FY15		
	N	Mean	SD	N	Mean	SD
Overall, how significant a contribution do you believe the WBG's knowledge work and activities make to development results in your country?	379	5.82	2.08	179	5.92	2.10
Overall, how would you rate the technical quality of the World Bank Group's knowledge work and activities?	367	6.59	1.80	181	6.72	1.97

(1-Not significant at all, 10-Very significant; 1-Very low technical quality, 10-Very high technical quality)

F. Working with the World Bank Group

To what extent do you agree/disagree with the following statements?

	FY12			FY15		
	N	Mean	SD	N	Mean	SD
The World Bank Group disburses funds promptly*	324	5.51	2.19	151	6.16	2.34
The World Bank Group effectively monitors and evaluates the projects and programs it supports*	349	5.88	2.08	175	6.59	2.17
The WBG's approvals and reviews are done in a timely fashion*	336	5.63	2.11	165	6.23	2.38
The World Bank Group's "Safeguard Policy" requirements are reasonable	304	5.63	1.96	144	5.88	2.15
The World Bank Group's conditions on its lending are reasonable	343	5.32	2.30	154	5.74	2.28
Working with the WBG increases Pakistan's institutional capacity	357	5.67	2.22	173	5.94	2.46
Where country systems are adequate, the World Bank Group makes appropriate use of them	314	5.84	2.14	153	5.95	2.19
The World Bank Group provides effective implementation support	346	5.72	2.12	169	6.05	2.37

(1-Strongly disagree, 10-Strongly agree) *Significantly different between FY15 and FY12

H. The Future Role of the World Bank Group in Pakistan

	FY12			FY15		
	N	Mean	SD	N	Mean	SD
How significant a role do you believe the World Bank Group SHOULD play in Pakistan's development in the near future?	393	7.26	2.23	193	7.60	2.22

(1-Not a significant role at all, 10-A very significant role)

I. Communication and Information Sharing

Are you aware of the World Bank Group's Access to Information Policy under which the WBG will now disclose any information in its possession that is not a list of exceptions?*

Percentage of Respondents	FY12	FY15
Yes	32.9%	29.9%
No	67.1%	70.1%

**I. Communication and Information Sharing (continued)****Have you requested information from the World Bank Group on its activities in the past year?***

Percentage of Respondents	FY12	FY15
Yes	24.6%	14.6%
No	75.4%	85.4%

*Significantly different between FY15 and FY12

Were you able to obtain this information?

Percentage of Respondents	FY12	FY15
Yes	82.5%	75.4%
No	17.5%	24.6%

Do you have access to the Internet?*

Percentage of Respondents	FY12	FY15
Yes	94.4%	89.9%
No	5.6%	10.1%

*Significantly different between FY15 and FY12

Do you use/have used the World Bank Group website?

Percentage of Respondents	FY12	FY15
Yes	70.3%	68.0%
No	29.7%	32.0%

Please rate how much you agree with the following statements.

	FY12			FY15		
	N	Mean	SD	N	Mean	SD
I find the World Bank Group's websites easy to navigate*	291	6.27	2.06	142	7.39	2.01
I find the information on the World Bank Group's websites useful*	291	6.45	2.03	142	7.46	1.80
When I need information from the World Bank Group I know how to find it*	321	5.81	2.38	137	6.75	2.31
The World Bank Group is responsive to my information requests and inquiries*	260	5.74	2.55	111	6.72	2.47

(1-Strongly disagree, 10-Strongly agree) *Significantly different between FY15 and FY12

J. Background Information**Which one of the following best describes your level of interaction with the World Bank Group in your country?***

Percentage of Respondents	FY11	FY15
I currently collaborate with the WBG	25.5%	36.1%
I am not currently collaborating with the WBG	74.5%	63.9%

*Significantly different between FY15 and FY12

Which of the following describes most of your exposure to the World Bank Group in Pakistan? (Choose no more than TWO)

Percentage of Respondents (Responses combined)	Females	Males
Observer*	49.1%	32.1%
Use World Bank Group reports/data	32.1%	27.3%
Engage in World Bank Group related/sponsored events/activities*	18.3%	29.0%
Collaborate as part of my professional duties*	25.6%	33.5%
Use World Bank Group website for information, data, research, etc.*	38.1%	25.4%



Appendix G: Indicator Questions as a Function of Exposure to the World Bank Group

Indicator Question	Which one of the following best describes your level of interaction with the WBG?		Which of the following describes most of your exposure to the World Bank in Pakistan? (Choose no more than TWO)									
	Never Collaborated	Currently Collaborating	Observer		Use WBG reports/data		Engage in WBG activities		Collaborate		Use WBG website	
			No Mean	Yes Mean	No Mean	Yes Mean	No Mean	Yes Mean	No Mean	Yes Mean	No Mean	Yes Mean
Overall, please rate your impression of the World Bank Group's effectiveness in Pakistan?	5.41	6.56	6.09	5.47	5.82	6.29	5.77	6.32	5.76	6.22	6.08	5.57
Overall the World Bank Group currently plays a relevant role in development in Pakistan	5.64	6.49	6.26	5.49	6.01	6.25	5.98	6.26	5.85	6.41	6.14	5.87
The World Bank Group's work is aligned with what I consider the development priorities for Pakistan	5.27	6.04	5.82	5.12	5.60	5.75	5.36	6.28	5.51	5.85	5.78	5.28
Responsiveness	5.50	6.67	6.31	5.39	6.09	6.06	5.92	6.44	5.82	6.50	6.16	5.87
Flexibility (in terms of the institution's products and services)	5.24	5.92	5.86	4.72	5.44	5.85	5.42	5.84	5.30	5.97	5.59	5.44
Flexibility (in terms of changing country circumstances)	5.07	5.82	5.78	4.41	5.34	5.60	5.27	5.75	5.03	5.99	5.56	4.98
Being inclusive	5.39	6.31	6.01	5.24	5.87	5.65	5.57	6.33	5.63	6.12	5.92	5.52
Openness	5.34	6.36	6.14	4.65	5.52	6.44	5.57	6.20	5.45	6.28	5.87	5.48
Staff accessibility	5.11	6.53	6.01	4.78	5.63	5.96	5.47	6.26	5.37	6.26	5.95	5.07
Straightforwardness and honesty	5.94	6.56	6.60	5.23	6.16	6.64	6.13	6.62	5.87	6.95	6.42	5.93
Ease of access to the people at the World Bank Group who are making decisions important to my work	4.94	6.31	5.93	4.57	5.53	5.81	5.40	6.06	5.28	6.13	5.78	5.13
Collaboration with civil society	5.37	6.16	6.01	4.86	5.58	6.08	5.62	5.90	5.57	5.96	5.68	5.77
Collaboration with the Government	6.80	7.59	7.31	6.83	7.06	7.59	7.12	7.36	6.85	7.76	7.28	6.95
Collaboration with other donors and development partners	6.39	7.09	6.88	6.24	6.65	6.98	6.67	6.86	6.41	7.23	6.82	6.48
Collaboration with the private sector	5.42	6.06	5.83	5.32	5.59	6.00	5.57	5.98	5.57	5.93	5.88	5.26
The speed in which it gets things accomplished on the ground	5.21	6.24	5.87	5.06	5.59	5.88	5.51	6.02	5.44	6.04	5.89	5.08
Being a long-term partner	6.52	7.39	7.23	6.26	6.83	7.38	6.92	7.08	6.62	7.55	6.99	6.93
To what extent does the World Bank Group's work help to achieve development results in Pakistan?	5.55	6.67	6.29	5.22	5.86	6.51	5.85	6.45	5.75	6.48	6.25	5.44
The World Bank Group's financial instruments meet the needs of Pakistan	4.59	6.10	5.58	4.21	5.15	5.47	4.93	5.97	4.84	5.87	5.53	4.43
The WBG meets Pakistan's needs for knowledge services	5.02	6.39	5.92	4.53	5.43	5.96	5.38	6.00	5.21	6.20	5.75	5.11
Are adaptable to Pakistan's specific development challenges and country circumstances	5.23	6.33	6.02	4.77	5.60	6.04	5.66	5.88	5.33	6.36	5.83	5.43
Overall, how significant a contribution do you believe the World Bank Group's knowledge work and activities make to development results in your country?	5.44	6.55	6.08	5.45	5.75	6.35	5.75	6.32	5.79	6.16	6.07	5.53
Overall, how would you rate the technical quality of the World Bank Group's knowledge work and activities?	6.50	7.00	6.87	6.48	6.56	7.32	6.81	6.69	6.65	6.99	6.83	6.63
The World Bank Group takes decisions quickly in Pakistan	5.01	6.06	5.80	4.64	5.46	5.76	5.38	5.87	5.18	6.08	5.76	4.98
Where country systems are adequate, the World Bank Group makes appropriate use of them	5.69	6.42	6.23	5.44	5.93	6.36	6.07	5.98	5.68	6.60	6.09	5.92

Yellow highlight indicates significant difference between Yes and No means.



Appendix H: Indicator Questions by Stakeholder Groups

	Employee of a Ministry			PMU/Consultant on WBG project			Local Government			Bilateral/Multilateral Agency			Private Sector/Financial Sector/Private Bank			Civil Society			Media			Independent Government Institution			Academia			Judiciary Branch			Other		
	N	Mean	SD	N	Mean	SD	N	Mean	SD	N	Mean	SD	N	Mean	SD	N	Mean	SD	N	Mean	SD	N	Mean	SD	N	Mean	SD	N	Mean	SD	N	Mean	SD
Overall, please rate your impression of the World Bank Group's effectiveness in Pakistan?*	43	6.26	1.87	20	6.75	1.94	4	6.25	1.26	10	7.60	1.17	28	5.64	2.08	36	5.33	2.11	5	7.20	2.59	18	6.67	2.22	49	5.63	1.97	12	3.58	2.58	14	5.29	2.37
Overall the World Bank Group currently plays a relevant role in development in Pakistan*	45	6.78	2.16	19	6.32	1.92	5	6.60	1.14	10	7.30	1.16	25	5.60	1.94	34	5.41	2.29	5	7.60	2.30	18	6.17	2.53	48	5.54	2.18	10	5.50	2.27	13	4.92	2.14
The WBG's work is aligned with what I consider the development priorities for Pakistan*	45	6.44	2.08	19	6.26	1.79	5	6.20	1.92	10	6.90	1.10	27	5.44	1.83	33	4.94	2.19	4	7.00	1.63	18	6.11	2.27	48	4.83	2.23	11	5.27	2.57	12	4.50	2.11
Responsiveness*	40	6.88	1.88	20	6.70	1.90	4	6.00	1.41	10	7.60	1.08	24	5.25	1.96	34	5.71	2.32	4	6.75	0.50	18	6.28	2.52	42	5.38	2.04	11	5.55	2.38	10	5.40	2.32
Flexibility (in terms of the institution's products and services)*	40	6.23	1.56	20	5.85	1.93	5	6.00	0.71	8	6.75	0.89	26	5.23	2.05	31	5.39	2.00	4	5.50	0.58	17	5.82	1.85	42	5.12	2.03	12	4.42	2.39	5	4.40	1.82
Flexibility (in terms of changing country circumstances)*	38	6.29	1.64	19	5.79	1.65	5	6.00	0.71	8	6.88	0.99	23	5.04	1.67	33	5.06	2.05	4	5.50	1.29	18	5.83	2.07	43	4.91	2.03	11	3.91	2.07	7	4.29	1.80
Being inclusive	41	6.49	1.89	19	6.26	1.66	5	6.00	2.00	9	6.78	0.83	20	5.35	1.73	31	5.48	2.26	4	5.75	1.71	16	6.13	2.19	43	5.12	2.27	11	5.82	2.60	10	5.20	3.23
Openness*	42	7.00	1.95	20	6.60	2.23	4	5.50	0.58	10	6.30	1.57	22	5.95	1.96	32	4.53	2.17	4	5.75	1.26	17	6.18	2.98	45	5.56	2.10	11	2.91	1.22	9	5.22	2.17
Staff accessibility*	43	6.63	2.22	20	6.85	2.30	5	6.40	1.14	10	7.00	1.49	24	5.88	2.15	31	5.10	2.32	3	6.00	1.73	17	5.82	3.23	44	4.75	2.22	10	5.10	2.28	11	4.36	2.38
Straightforwardness and honesty*	42	7.05	2.19	19	7.42	2.06	4	5.75	2.22	10	7.50	2.01	24	6.83	2.35	31	5.32	2.41	4	6.00	1.63	17	6.47	3.02	44	5.36	1.97	11	4.64	2.16	11	6.00	1.79
Ease of access to the people at the WBG who are making decisions important to my work*	41	6.15	2.38	20	6.30	2.13	5	6.00	1.87	10	7.10	1.66	22	5.77	2.43	31	4.87	2.25	4	6.25	1.50	16	5.63	2.92	37	4.70	2.17	11	5.36	2.29	11	4.55	2.98
Collaboration with civil society	37	6.35	2.04	18	5.78	1.96	5	6.60	1.52	6	6.17	1.17	23	5.00	2.45	34	5.50	2.43	4	6.25	1.89	16	5.31	2.55	41	5.63	2.14	11	5.73	2.97	7	5.00	2.16
Collaboration with the Government*	44	8.16	1.64	17	7.59	2.03	5	6.80	1.64	9	7.89	1.36	23	6.78	2.09	34	6.65	2.36	4	7.25	2.22	18	7.17	2.46	46	6.83	1.98	11	5.82	2.44	11	6.82	1.78
Collaboration with other donors and development partners*	35	8.06	1.45	17	6.53	1.81	5	6.40	1.67	9	7.00	0.87	21	6.43	1.50	34	6.41	2.30	3	5.67	1.53	16	6.56	2.25	42	6.31	1.89	10	5.50	2.64	9	6.78	2.59
Collaboration with the private sector	31	6.71	1.85	14	5.86	2.35	5	6.80	2.17	9	6.33	1.50	27	5.07	1.92	33	5.55	2.12	3	5.67	0.58	16	5.56	2.42	44	5.25	1.89	10	5.00	2.71	9	6.00	2.45
The speed in which it gets things accomplished on the ground	39	6.23	1.99	19	6.32	1.92	4	7.25	1.71	8	6.88	2.30	23	5.00	2.45	34	5.47	1.99	3	6.33	1.16	18	5.94	2.60	39	5.03	2.24	10	5.00	2.45	8	4.75	1.98
Being a long-term partner	39	7.67	2.24	15	7.20	2.21	3	6.33	1.53	10	8.00	1.05	24	6.58	2.28	31	6.35	2.18	4	7.25	2.06	18	7.11	3.12	44	6.59	2.02	11	5.55	2.81	11	6.91	2.02
To what extent does the WBG's work help to achieve development results in Pakistan?*	42	6.48	1.95	19	6.63	1.64	4	7.50	1.73	10	7.30	1.16	28	6.11	1.64	30	5.67	2.07	5	6.00	2.45	18	6.56	2.20	46	5.59	1.89	10	4.40	2.12	13	5.08	1.66
The World Bank Group's financial instruments meet the needs of Pakistan*	39	5.67	1.99	19	5.89	2.31	4	6.75	0.96	10	7.00	1.33	26	4.85	1.49	28	5.07	2.58	4	5.75	2.22	17	5.88	2.45	46	4.52	2.13	10	3.70	1.83	13	4.62	2.69
The World Bank Group meets Pakistan's needs for knowledge services	39	5.90	1.89	18	5.72	2.24	4	6.75	1.71	9	6.56	1.24	28	5.21	1.87	29	5.55	2.34	4	6.00	3.16	17	5.76	2.46	46	5.41	2.20	9	4.22	3.03	12	4.92	2.43
Are adaptable to Pakistan's specific development challenges and country circumstances*	41	5.83	2.21	17	5.88	2.55	4	7.25	1.71	8	7.13	0.84	23	6.30	1.92	29	5.38	2.24	5	5.80	2.17	17	6.76	2.56	44	5.09	2.29	10	3.60	2.37	10	5.30	3.02
Overall, how significant a contribution do you believe the World Bank Group's knowledge work and activities make to development results in your country?	40	6.33	1.99	15	5.33	1.95	4	5.75	1.71	8	7.25	1.49	26	6.00	1.92	31	5.61	2.23	5	6.40	2.30	17	6.82	2.33	48	5.56	2.12	12	5.17	2.66	14	5.57	2.34
Overall, how would you rate the technical quality of the World Bank Group's knowledge work and activities?*	41	7.05	1.64	18	6.39	1.94	4	6.25	2.06	8	8.00	1.31	27	7.19	1.57	31	5.90	2.17	5	6.80	3.11	16	6.94	2.18	47	6.98	1.79	12	5.50	1.78	14	6.43	2.50
The World Bank Group takes decisions quickly in Pakistan*	39	6.33	2.24	17	6.59	2.35	3	6.67	1.16	9	6.67	1.41	22	5.18	2.20	29	4.90	2.40	2	2.00	1.41	15	6.13	2.62	38	4.95	2.27	12	4.17	2.95	7	4.00	2.94
Where country systems are adequate, the WBG makes appropriate use of them*	38	6.63	1.78	17	7.12	2.00	4	6.50	0.58	8	7.63	1.41	21	6.24	2.07	28	4.79	2.35	3	4.67	1.53	15	6.80	2.88	37	5.89	1.79	11	3.73	2.41	10	5.50	3.24

*Significantly different between stakeholder groups




Appendix I: Pakistan FY 2015 Questionnaire



Your views on the services of the WORLD BANK in Pakistan count

PLEASE GIVE YOUR FRANK AND HONEST OPINION ON THE SERVICES OF WORLD BANK GROUP

**YOUR VIEWS CAN IMPROVE THE SERVICES PROVIDED BY THE
WORLD BANK GROUP TO OUR GOVERNMENT AND THE PEOPLE OF PAKISTAN**



If possible, please fill it now

Completing this survey should take no more than 10-15 minutes of your time



Thank you for your kind cooperation
Your views will be treated as confidential and anonymous

Please fill this form and send it back at your earliest:

Method 1:

- Please send through post or courier as per your normal practice. An Envelope with Gallup Pakistan Address already written can be found with this questionnaire.

Method 2:

- Please dial this number 051-2655630 (Mr Taimur Saeed) to tell us to collect the form from you and our representative would collect it.

Please use any of the above mentioned that you find suitable to return the form



World Bank Group Country Survey FY15 – Pakistan

The World Bank Group is interested in gauging the views of clients and partners who are either involved in development in Pakistan or who observe activities related to social and economic development. The following survey will give the World Bank Group's team that works in Pakistan, greater insight into how the Bank's work is perceived. This is one tool the World Bank Group uses to assess the views of its stakeholders, and to develop more effective strategies that support development in Pakistan.

A local independent firm has been hired to oversee the logistics of this survey. This ensures anonymity and confidentiality. We hope you'll be candid.

Finally, the survey relates to the World Bank Group's work. The World Bank Group consists of IBRD, IDA, IFC, MIGA, and ICSID. When responding to the survey, please consider the area of the World Bank Group with which you are most familiar.

To complete the survey, please circle/check the response that most accurately reflects your opinion. If you prefer not to answer a question, please leave it blank. If you feel that you do not have an adequate amount of information on a subject, please check "Don't know".

PLEASE NOTE: IN SOME CASES THE SURVEY WILL ASK FOR A SPECIFIC NUMBER OF RESPONSES. PLEASE DO NOT CHOOSE ANY MORE THAN REQUESTED. IF MORE RESPONSES ARE CHOSEN, DATA CANNOT BE INCLUDED IN ANALYSIS.

Section A: General Issues Facing Pakistan

A1. In general would you say that Pakistan is headed in ... ?

1	The right direction	<input type="checkbox"/>
2	The wrong direction	<input type="checkbox"/>
3	Not sure	<input type="checkbox"/>

A2. Given the development issues facing Pakistan and the current level of effort to address them (by government and non-government donors), would you say that Pakistan is headed in...?

1	The right direction	<input type="checkbox"/>
2	The wrong direction	<input type="checkbox"/>
3	Not sure	<input type="checkbox"/>

Section A: **General Issues**

A3. When considering development priorities in Pakistan in the next 3-5 years, please note which development area below should be considered the MOST important, SECOND MOST important, and the THIRD MOST important development priority in the country?

	Please check ONLY ONE development area from the entire list below for each column on the right.	FIRST PRIORITY	SECOND PRIORITY	THIRD PRIORITY
	Social Services			
1	Education and skill enhancement	<input type="checkbox"/>	<input type="checkbox"/>	<input type="checkbox"/>
2	Nutrition	<input type="checkbox"/>	<input type="checkbox"/>	<input type="checkbox"/>
3	Health and population	<input type="checkbox"/>	<input type="checkbox"/>	<input type="checkbox"/>
4	Law and justice (e.g., judicial system)	<input type="checkbox"/>	<input type="checkbox"/>	<input type="checkbox"/>
5	Social protection (e.g., pensions, targeted social assistance, labor, cash transfers)	<input type="checkbox"/>	<input type="checkbox"/>	<input type="checkbox"/>
6	Poverty reduction	<input type="checkbox"/>	<input type="checkbox"/>	<input type="checkbox"/>
7	Disaster management and risk reduction	<input type="checkbox"/>	<input type="checkbox"/>	<input type="checkbox"/>
8	Water, sanitation, and hygiene	<input type="checkbox"/>	<input type="checkbox"/>	<input type="checkbox"/>
9	Youth development	<input type="checkbox"/>	<input type="checkbox"/>	<input type="checkbox"/>
	Governance			
10	Public sector and civil service reform	<input type="checkbox"/>	<input type="checkbox"/>	<input type="checkbox"/>
11	Domestic private sector development	<input type="checkbox"/>	<input type="checkbox"/>	<input type="checkbox"/>
12	Anti-corruption and transparency	<input type="checkbox"/>	<input type="checkbox"/>	<input type="checkbox"/>
13	Public financial management (e.g., public expenditure, fiscal system reform, accounting, auditing)	<input type="checkbox"/>	<input type="checkbox"/>	<input type="checkbox"/>
14	Job creation/employment	<input type="checkbox"/>	<input type="checkbox"/>	<input type="checkbox"/>
15	Regulatory framework	<input type="checkbox"/>	<input type="checkbox"/>	<input type="checkbox"/>
16	Financial sector (stability and access to financial services)	<input type="checkbox"/>	<input type="checkbox"/>	<input type="checkbox"/>
17	Economic growth	<input type="checkbox"/>	<input type="checkbox"/>	<input type="checkbox"/>
	Infrastructure			
18	Transport (e.g., roads, bridges, transportation)	<input type="checkbox"/>	<input type="checkbox"/>	<input type="checkbox"/>
19	Communication network	<input type="checkbox"/>	<input type="checkbox"/>	<input type="checkbox"/>
20	Energy	<input type="checkbox"/>	<input type="checkbox"/>	<input type="checkbox"/>
21	Urban development (such as housing and planning)	<input type="checkbox"/>	<input type="checkbox"/>	<input type="checkbox"/>
	Trade and regional cooperation			
22	Trade and exports	<input type="checkbox"/>	<input type="checkbox"/>	<input type="checkbox"/>
23	Foreign direct investment	<input type="checkbox"/>	<input type="checkbox"/>	<input type="checkbox"/>
24	Regional cooperation	<input type="checkbox"/>	<input type="checkbox"/>	<input type="checkbox"/>
25	Global cooperation	<input type="checkbox"/>	<input type="checkbox"/>	<input type="checkbox"/>
	Rural Development			
26	Agricultural development and irrigation	<input type="checkbox"/>	<input type="checkbox"/>	<input type="checkbox"/>
27	Food security	<input type="checkbox"/>	<input type="checkbox"/>	<input type="checkbox"/>
	Society and Development			
28	Gender	<input type="checkbox"/>	<input type="checkbox"/>	<input type="checkbox"/>
29	Equality of opportunity (i.e., equity)	<input type="checkbox"/>	<input type="checkbox"/>	<input type="checkbox"/>
	Environment and Natural Resources			
30	Climate change (e.g., mitigation, adaptation)	<input type="checkbox"/>	<input type="checkbox"/>	<input type="checkbox"/>
31	Natural resource management (e.g., oil, gas, mining)	<input type="checkbox"/>	<input type="checkbox"/>	<input type="checkbox"/>
32	Environmental sustainability	<input type="checkbox"/>	<input type="checkbox"/>	<input type="checkbox"/>
33	Others (please specify): _____	<input type="checkbox"/>	<input type="checkbox"/>	<input type="checkbox"/>



A4. Poverty reduction is a broad term that encompasses work in many different areas. Similarly, economic growth can be driven by a number of factors. Which of the THREE areas of development listed below do you believe would contribute most to poverty reduction and economic growth in Pakistan?

	Please choose THREE development areas from the entire list below for each column on the right.	Poverty Reduction	Economic Growth
	Social Services		
1	Law and justice (e.g., judicial system)	<input type="checkbox"/>	<input type="checkbox"/>
2	Nutrition	<input type="checkbox"/>	<input type="checkbox"/>
3	Health and population	<input type="checkbox"/>	<input type="checkbox"/>
4	Education and skill enhancement	<input type="checkbox"/>	<input type="checkbox"/>
5	Social protection (e.g., pensions, targeted social assistance, labor, cash transfers)	<input type="checkbox"/>	<input type="checkbox"/>
6	Water, sanitation, and hygiene	<input type="checkbox"/>	<input type="checkbox"/>
7	Disaster management and risk reduction	<input type="checkbox"/>	<input type="checkbox"/>
8	Youth development	<input type="checkbox"/>	<input type="checkbox"/>
	Governance		
9	Regulatory framework	<input type="checkbox"/>	<input type="checkbox"/>
10	Domestic private sector development	<input type="checkbox"/>	<input type="checkbox"/>
11	Anti-corruption and transparency	<input type="checkbox"/>	<input type="checkbox"/>
12	Public financial management (e.g., public expenditure, fiscal system reform, accounting, auditing)	<input type="checkbox"/>	<input type="checkbox"/>
13	Public sector and civil service reform	<input type="checkbox"/>	<input type="checkbox"/>
14	Financial sector (stability and access to financial services)	<input type="checkbox"/>	<input type="checkbox"/>
15	Job creation/employment	<input type="checkbox"/>	<input type="checkbox"/>
	Infrastructure		
16	Energy	<input type="checkbox"/>	<input type="checkbox"/>
17	Communication network	<input type="checkbox"/>	<input type="checkbox"/>
18	Transport (e.g., roads, bridges, transportation)	<input type="checkbox"/>	<input type="checkbox"/>
19	Urban development (such as housing and planning)	<input type="checkbox"/>	<input type="checkbox"/>
	Trade and regional cooperation		
20	Global cooperation	<input type="checkbox"/>	<input type="checkbox"/>
21	Foreign direct investment	<input type="checkbox"/>	<input type="checkbox"/>
22	Regional cooperation	<input type="checkbox"/>	<input type="checkbox"/>
23	Trade and exports	<input type="checkbox"/>	<input type="checkbox"/>
	Rural Development		
24	Agricultural development and irrigation	<input type="checkbox"/>	<input type="checkbox"/>
25	Food security	<input type="checkbox"/>	<input type="checkbox"/>
	Society and Development		
26	Gender	<input type="checkbox"/>	<input type="checkbox"/>
27	Equality of opportunity (i.e., equity)	<input type="checkbox"/>	<input type="checkbox"/>
	Environment and Natural Resources		
28	Environmental sustainability	<input type="checkbox"/>	<input type="checkbox"/>
29	Natural resource management (e.g., oil, gas, mining)	<input type="checkbox"/>	<input type="checkbox"/>
30	Climate change (e.g., mitigation, adaptation)	<input type="checkbox"/>	<input type="checkbox"/>
31	Others (please specify): _____	<input type="checkbox"/>	<input type="checkbox"/>



A5. The World Bank Group’s “Shared Prosperity” goal captures two key elements, economic growth and equity. It will seek to foster income growth among the bottom 40 percent of a country’s population. Improvement in the Shared Prosperity Indicator requires growth and well-being of the less well-off. When thinking about the idea of “shared prosperity” in your country, which of the following TWO best illustrate how this should be achieved in Pakistan? **(Choose no more than TWO)**

1	More reliable social safety net	<input type="checkbox"/>
2	Better employment opportunities for women	<input type="checkbox"/>
3	Greater access to micro-finance for the poor	<input type="checkbox"/>
4	A growing middle class	<input type="checkbox"/>
5	Greater access to health and nutrition for citizens	<input type="checkbox"/>
6	Better entrepreneurial opportunities (i.e., to start small and medium sized businesses)	<input type="checkbox"/>
7	Greater voice and participation for citizens to help ensure greater accountability	<input type="checkbox"/>
8	Better opportunity for the poor who live in rural areas	<input type="checkbox"/>
9	Better opportunity for the poor who live in urban areas	<input type="checkbox"/>
10	Consistent economic growth	<input type="checkbox"/>
11	Better employment opportunities for young people	<input type="checkbox"/>
12	Greater equity of fiscal policy	<input type="checkbox"/>
13	Education and training that better ensure job opportunities	<input type="checkbox"/>
14	Better quality public services	<input type="checkbox"/>
15	Other (please specify): _____	<input type="checkbox"/>

When taking into consideration all the challenges Pakistan faces, how relevant do you believe the following priorities are for Pakistan?

		Not relevant at all										Very Relevant	Don't know
A6.	Climate change	1	2	3	4	5	6	7	8	9	10	<input type="checkbox"/>	
A7.	Gender	1	2	3	4	5	6	7	8	9	10	<input type="checkbox"/>	
A8.	Trade	1	2	3	4	5	6	7	8	9	10	<input type="checkbox"/>	
A9.	Food and nutrition security	1	2	3	4	5	6	7	8	9	10	<input type="checkbox"/>	

A10. Do you think the gap between the rich and the poor is a very big problem, a moderately big problem, a small problem or not a problem at all in Pakistan? **(Select only ONE response)**

1	A very big problem	<input type="checkbox"/>
2	A moderately big problem	<input type="checkbox"/>
3	A small problem	<input type="checkbox"/>
4	Not a problem at all	<input type="checkbox"/>
5	Don't know	<input type="checkbox"/>

A11. In your view, is global climate change a very serious problem, somewhat serious, not too serious, or not a problem? **(Select only ONE response)**

1	A very big problem	<input type="checkbox"/>
2	A moderately big problem	<input type="checkbox"/>
3	A small problem	<input type="checkbox"/>
4	Not a problem at all	<input type="checkbox"/>
5	Don't know	<input type="checkbox"/>

Section B: **Overall Attitudes toward the World Bank Group****B1.** How familiar are you with the work of the World Bank Group in Pakistan?

1	2	3	4	5	6	7	8	9	10
Not familiar at all									Extremely familiar

B2. Overall, please rate your impression of the World Bank Group's effectiveness in Pakistan?

1	2	3	4	5	6	7	8	9	10	<input type="checkbox"/>
Not effective at all									Very effective	Don't know

B3. To what extent do you believe the World Bank Group's staff is well prepared (e.g., skills and knowledge) to help Pakistan solve its most complicated development challenges?

1	2	3	4	5	6	7	8	9	10	<input type="checkbox"/>
To no degree at all									To a very significant degree	Don't know



B4. When thinking about how the World Bank Group can have the most impact on development results in Pakistan, in which sectoral areas do you believe the World Bank Group should focus most of its resources (financial and knowledge services) in Pakistan? **(Choose no more than THREE from the entire list below)**

	Social Services	
1	Law and justice (e.g., judicial system)	<input type="checkbox"/>
2	Nutrition	<input type="checkbox"/>
3	Health and population	<input type="checkbox"/>
4	Education and skill enhancement	<input type="checkbox"/>
5	Social protection (e.g., pensions, targeted social assistance, labor, cash transfers)	<input type="checkbox"/>
6	Poverty reduction	<input type="checkbox"/>
7	Disaster management and risk reduction	<input type="checkbox"/>
8	Water, sanitation, and hygiene	<input type="checkbox"/>
9	Youth development	<input type="checkbox"/>
	Governance	
10	Public sector and civil service reform	<input type="checkbox"/>
11	Domestic private sector development	<input type="checkbox"/>
12	Anti-corruption and transparency	<input type="checkbox"/>
13	Regulatory framework	<input type="checkbox"/>
14	Job creation/employment	<input type="checkbox"/>
15	Public financial management (e.g., public expenditure, fiscal system reform, accounting, auditing)	<input type="checkbox"/>
16	Financial sector (stability and access to financial services)	<input type="checkbox"/>
17	Economic growth	<input type="checkbox"/>
	Infrastructure	
18	Energy	<input type="checkbox"/>
19	Communication network	<input type="checkbox"/>
20	Transport (e.g., roads, bridges, transportation)	<input type="checkbox"/>
21	Urban development (such as housing and planning)	<input type="checkbox"/>
	Trade and regional cooperation	
22	Trade and exports	<input type="checkbox"/>
23	Foreign direct investment	<input type="checkbox"/>
24	Regional cooperation	<input type="checkbox"/>
25	Global cooperation	<input type="checkbox"/>
	Rural Development	
26	Agricultural development and irrigation	<input type="checkbox"/>
27	Food security	<input type="checkbox"/>
	Society and Development	
28	Gender	<input type="checkbox"/>
29	Equality of opportunity (i.e., equity)	<input type="checkbox"/>
	Environment and Natural Resources	
30	Natural resource management (e.g., oil, gas, mining)	<input type="checkbox"/>
31	Climate change (e.g., mitigation, adaptation)	<input type="checkbox"/>
32	Environmental sustainability	<input type="checkbox"/>
33	Others (please specify): _____	<input type="checkbox"/>



B5. When thinking about the World Bank Group's role, which activity do you believe is of GREATEST VALUE and which activity is of SECOND GREATEST VALUE in Pakistan?

		Greatest Value (Choose only ONE)	Second Greatest Value (Choose only ONE)
1	Data	<input type="checkbox"/>	<input type="checkbox"/>
2	Policy advice, studies, analyses	<input type="checkbox"/>	<input type="checkbox"/>
3	Financial resources	<input type="checkbox"/>	<input type="checkbox"/>
4	Introducing innovations through projects or analytical work	<input type="checkbox"/>	<input type="checkbox"/>
5	Technical assistance	<input type="checkbox"/>	<input type="checkbox"/>
6	Mobilizing third party financial resources	<input type="checkbox"/>	<input type="checkbox"/>
7	Donor coordination	<input type="checkbox"/>	<input type="checkbox"/>
8	Linkage to non-Bank expertise (i.e., South-South knowledge sharing)	<input type="checkbox"/>	<input type="checkbox"/>
9	Capacity development	<input type="checkbox"/>	<input type="checkbox"/>
10	Bringing discipline and effective supervision (e.g., adherence to financial management and procurement procedures) in the implementation of investment projects	<input type="checkbox"/>	<input type="checkbox"/>
11	Other (please specify): _____	<input type="checkbox"/>	<input type="checkbox"/>

How EFFECTIVE do you believe the World Bank Group is in terms of the capacity building work it does in each of the following areas in Pakistan? (If you have NO exposure to/experience in any of the areas listed below, please respond "Don't know")

		Not effective at all										Very effective	Don't know
B6.	Project implementation (or other organizational strengthening)	1	2	3	4	5	6	7	8	9	10	<input type="checkbox"/>	
B7.	Citizen engagement (incorporating citizens' voices into development)	1	2	3	4	5	6	7	8	9	10	<input type="checkbox"/>	
B8.	Policy design (for clarity and better incentives to achieve development goals)	1	2	3	4	5	6	7	8	9	10	<input type="checkbox"/>	

When thinking about how to improve capacity building in Pakistan to help ensure better development results, looking forward, how IMPORTANT is it for the World Bank Group to be involved in the following aspects of capacity building? (If you have NO exposure to/experience in any of the areas listed below, please respond "Don't know")

		Not important at all										Very important	Don't know
B9.	Project implementation (or other organizational strengthening)	1	2	3	4	5	6	7	8	9	10	<input type="checkbox"/>	
B10.	Citizen engagement (incorporating citizens' voices into development)	1	2	3	4	5	6	7	8	9	10	<input type="checkbox"/>	
B11.	Policy design (for clarity and better incentives to achieve development goals)	1	2	3	4	5	6	7	8	9	10	<input type="checkbox"/>	



B12. Which of the following do you identify as the World Bank Group's greatest WEAKNESSES in its work in Pakistan? **(Choose no more than TWO)**

1	Not client focused	<input type="checkbox"/>
2	Not exploring alternative policy options	<input type="checkbox"/>
3	Not being able to mobilize relevant knowledge from other countries	<input type="checkbox"/>
4	Its advice and strategies do not lend themselves to practical problem solving	<input type="checkbox"/>
5	Not enough public disclosure of its work	<input type="checkbox"/>
6	Arrogant in its approach	<input type="checkbox"/>
7	Being too risk averse	<input type="checkbox"/>
8	Staff too inaccessible	<input type="checkbox"/>
9	The credibility of its knowledge/data	<input type="checkbox"/>
10	World Bank Group's processes too complex	<input type="checkbox"/>
11	Not willing to honestly criticize policies and reform efforts in the country	<input type="checkbox"/>
12	Not enough decentralization to the provinces	<input type="checkbox"/>
13	Too influenced by developed countries	<input type="checkbox"/>
14	Imposing technocratic solutions without regard to political realities	<input type="checkbox"/>
15	World Bank Group's processes too slow (e.g., too bureaucratic in its operational policies and procedures)	<input type="checkbox"/>
16	Not aligned with other donors' work	<input type="checkbox"/>
17	Not being able to work across sectors	<input type="checkbox"/>
18	Not aligned with country priorities	<input type="checkbox"/>
19	Not adequately sensitive to political/social realities in Pakistan	<input type="checkbox"/>
20	Not collaborating enough with stakeholders outside the Government	<input type="checkbox"/>
21	Too narrowly focused on its environmental and social safeguard policies	<input type="checkbox"/>
22	Other (please specify): _____	<input type="checkbox"/>
23	Don't know	<input type="checkbox"/>

B13. Which World Bank Group's instruments do you believe are the MOST effective and LEAST effective in reducing poverty in Pakistan?

		Most effective (Choose TWO)	Least effective (Choose TWO)
1	Multi-sectoral approaches	<input type="checkbox"/>	<input type="checkbox"/>
2	Knowledge products/services (analytical work, studies, surveys, etc.)	<input type="checkbox"/>	<input type="checkbox"/>
3	Investment lending (financing specific projects)	<input type="checkbox"/>	<input type="checkbox"/>
4	Technical assistance (advice, best practice, international experience, etc.)	<input type="checkbox"/>	<input type="checkbox"/>
5	Capacity development	<input type="checkbox"/>	<input type="checkbox"/>
6	Policy based lending / budget support to the Government	<input type="checkbox"/>	<input type="checkbox"/>
7	Trust Fund management	<input type="checkbox"/>	<input type="checkbox"/>
8	Results-based lending	<input type="checkbox"/>	<input type="checkbox"/>
9	Other (please specify): _____	<input type="checkbox"/>	<input type="checkbox"/>
10	Don't know	<input type="checkbox"/>	<input type="checkbox"/>

B14. To what extent do you believe that the World Bank Group's work and support help the poorest in Pakistan? **(Select only ONE response)**

1	To a fully sufficient degree	<input type="checkbox"/>
2	To a somewhat sufficient degree	<input type="checkbox"/>
3	To a somewhat insufficient degree	<input type="checkbox"/>
4	To a very insufficient degree	<input type="checkbox"/>
5	Don't know	<input type="checkbox"/>



B15. In addition to the regular relations with the national government, which TWO of the following groups should the World Bank Group collaborate with more in your country? **(Choose no more than TWO)**

1	Academia/think tanks/research institutes	<input type="checkbox"/>	8	Youth/university groups	<input type="checkbox"/>
2	Donor community	<input type="checkbox"/>	9	Beneficiaries	<input type="checkbox"/>
3	Media	<input type="checkbox"/>	10	Foundations	<input type="checkbox"/>
4	Local Government	<input type="checkbox"/>	11	Provincial Governments	<input type="checkbox"/>
5	Private sector	<input type="checkbox"/>	12	Faith-based organizations	<input type="checkbox"/>
6	Parliament	<input type="checkbox"/>	13	Other (please specify): _____	<input type="checkbox"/>
7	NGOs/Community Based Organizations (CBOs)	<input type="checkbox"/>	14	Don't know	<input type="checkbox"/>

To what extent do you agree with the following statements about the World Bank Group's work in Pakistan?

		Strongly disagree										Strongly agree	Don't know
		1	2	3	4	5	6	7	8	9	10		
B16.	Overall the World Bank Group currently plays a relevant role in development in Pakistan												<input type="checkbox"/>
B17.	The World Bank Group's work is aligned with what I consider the development priorities for Pakistan												<input type="checkbox"/>
B18.	The World Bank Group supports programs and strategies that are realistic for Pakistan												<input type="checkbox"/>
B19.	The World Bank Group treats clients and stakeholders in Pakistan with respect												<input type="checkbox"/>
B20.	To maximize the impact of its limited resources, the World Bank Group strategically supports programs where it has the most expertise and/or comparative advantage.												<input type="checkbox"/>

To what extent is the World Bank Group an effective development partner in Pakistan, in terms of each of the following?

		To no degree at all										To a very significant degree	Don't know
		1	2	3	4	5	6	7	8	9	10		
B21.	Responsiveness												<input type="checkbox"/>
B22.	Flexibility (in terms of the institution's products and services)												<input type="checkbox"/>
B23.	Flexibility (in terms of changing country circumstances)												<input type="checkbox"/>
B24.	Being inclusive												<input type="checkbox"/>
B25.	Openness (sharing data and other information)												<input type="checkbox"/>
B26.	Staff accessibility												<input type="checkbox"/>
B27.	Straightforwardness and honesty												<input type="checkbox"/>
B28.	Ease of access to the people at the World Bank Group who are making decisions important to my work												<input type="checkbox"/>
B29.	Collaboration with civil society												<input type="checkbox"/>
B30.	Collaboration with the Government												<input type="checkbox"/>
B31.	Collaboration with other donors and development partners												<input type="checkbox"/>
B32.	Collaboration with the private sector												<input type="checkbox"/>
B33.	The speed in which it gets things accomplished on the ground												<input type="checkbox"/>
B34.	Being a long-term partner												<input type="checkbox"/>



B35. To be a more effective development partner in Pakistan, do you believe that the World Bank Group should have... ? **(Select only ONE response)**

1	More local presence	<input type="checkbox"/>
2	The current level of local presence is adequate	<input type="checkbox"/>
3	Less local presence	<input type="checkbox"/>
4	Don't know	<input type="checkbox"/>

B36. When World Bank Group assisted reform efforts fail or are slow to take place, which of the following would you attribute this to? **(Choose no more than TWO)**

1	The World Bank Group does not do adequate follow through/follow-up	<input type="checkbox"/>
2	Strict compliance requirements with the World Bank Group's environment and social safeguard policies	<input type="checkbox"/>
3	The World Bank Group is not sensitive enough to political/social realities on the ground	<input type="checkbox"/>
4	Lack of/inadequate levels of capacity in Government	<input type="checkbox"/>
5	There is not an adequate level of citizen/civil society participation	<input type="checkbox"/>
6	The World Bank Group works too slowly	<input type="checkbox"/>
7	The Government works inefficiently	<input type="checkbox"/>
8	Political pressures and obstacles	<input type="checkbox"/>
9	Reforms are not well thought out in light of country challenges	<input type="checkbox"/>
10	Poor donor coordination	<input type="checkbox"/>
11	Other (please specify): _____	<input type="checkbox"/>



Section C: World Bank Group's Sectoral Effectiveness and Results

C1. In your opinion, how IMPORTANT is it for the World Bank Group to be involved in the following areas of development in Pakistan? (Choose an answer for each area below)

		Not important at all										Very important	Don't know
	Social Services												
1	Education and skill enhancement	1	2	3	4	5	6	7	8	9	10	<input type="checkbox"/>	
2	Youth development	1	2	3	4	5	6	7	8	9	10	<input type="checkbox"/>	
3	Health and population	1	2	3	4	5	6	7	8	9	10	<input type="checkbox"/>	
4	Law and justice (e.g., judicial system)	1	2	3	4	5	6	7	8	9	10	<input type="checkbox"/>	
5	Social protection (e.g., pensions, targeted social assistance, labor, cash transfers)	1	2	3	4	5	6	7	8	9	10	<input type="checkbox"/>	
6	Poverty reduction	1	2	3	4	5	6	7	8	9	10	<input type="checkbox"/>	
7	Disaster management and risk reduction	1	2	3	4	5	6	7	8	9	10	<input type="checkbox"/>	
8	Water, sanitation, and hygiene	1	2	3	4	5	6	7	8	9	10	<input type="checkbox"/>	
9	Nutrition	1	2	3	4	5	6	7	8	9	10	<input type="checkbox"/>	
	Governance												
10	Public sector and civil service reform	1	2	3	4	5	6	7	8	9	10	<input type="checkbox"/>	
11	Domestic private sector development	1	2	3	4	5	6	7	8	9	10	<input type="checkbox"/>	
12	Economic growth	1	2	3	4	5	6	7	8	9	10	<input type="checkbox"/>	
13	Public financial management (e.g., public expenditure, fiscal system reform, accounting, auditing)	1	2	3	4	5	6	7	8	9	10	<input type="checkbox"/>	
14	Job creation/employment	1	2	3	4	5	6	7	8	9	10	<input type="checkbox"/>	
15	Regulatory framework	1	2	3	4	5	6	7	8	9	10	<input type="checkbox"/>	
16	Financial sector (stability and access to financial services)	1	2	3	4	5	6	7	8	9	10	<input type="checkbox"/>	
17	Anti-corruption and transparency	1	2	3	4	5	6	7	8	9	10	<input type="checkbox"/>	
	Infrastructure												
18	Transport (e.g., roads, bridges, transportation)	1	2	3	4	5	6	7	8	9	10	<input type="checkbox"/>	
19	Communication network	1	2	3	4	5	6	7	8	9	10	<input type="checkbox"/>	
20	Energy	1	2	3	4	5	6	7	8	9	10	<input type="checkbox"/>	
21	Urban development (such as housing and planning)	1	2	3	4	5	6	7	8	9	10	<input type="checkbox"/>	
	Trade and regional cooperation												
22	Regional cooperation	1	2	3	4	5	6	7	8	9	10	<input type="checkbox"/>	
23	Foreign direct investment	1	2	3	4	5	6	7	8	9	10	<input type="checkbox"/>	
24	Trade and exports	1	2	3	4	5	6	7	8	9	10	<input type="checkbox"/>	
25	Global cooperation	1	2	3	4	5	6	7	8	9	10	<input type="checkbox"/>	
	Rural Development												
26	Agricultural development and irrigation	1	2	3	4	5	6	7	8	9	10	<input type="checkbox"/>	
27	Food security	1	2	3	4	5	6	7	8	9	10	<input type="checkbox"/>	
	Society and Development												
28	Gender	1	2	3	4	5	6	7	8	9	10	<input type="checkbox"/>	
29	Equality of opportunity (i.e., equity)	1	2	3	4	5	6	7	8	9	10	<input type="checkbox"/>	
	Environment and Natural Resources												
30	Environmental sustainability	1	2	3	4	5	6	7	8	9	10	<input type="checkbox"/>	
31	Natural resource management (e.g., oil, gas, mining)	1	2	3	4	5	6	7	8	9	10	<input type="checkbox"/>	
32	Climate change (e.g., mitigation, adaptation)	1	2	3	4	5	6	7	8	9	10	<input type="checkbox"/>	
33	Others (please specify): _____	1	2	3	4	5	6	7	8	9	10	<input type="checkbox"/>	



C2. How EFFECTIVE do you believe the World Bank Group is in terms of the work it does in the following areas of development in Pakistan? (Choose an answer for each area below. If you have NO exposure to/experience in working in any of the sectors listed below, please respond “Don’t know”)

		Not effective at all										Very effective	Don't know
	Social Services												
1	Water, sanitation, and hygiene	1	2	3	4	5	6	7	8	9	10	<input type="checkbox"/>	
2	Nutrition	1	2	3	4	5	6	7	8	9	10	<input type="checkbox"/>	
3	Health and population	1	2	3	4	5	6	7	8	9	10	<input type="checkbox"/>	
4	Law and justice (e.g., judicial system)	1	2	3	4	5	6	7	8	9	10	<input type="checkbox"/>	
5	Social protection (e.g., pensions, targeted social assistance, labor, cash transfers)	1	2	3	4	5	6	7	8	9	10	<input type="checkbox"/>	
6	Poverty reduction	1	2	3	4	5	6	7	8	9	10	<input type="checkbox"/>	
7	Disaster management and risk reduction	1	2	3	4	5	6	7	8	9	10	<input type="checkbox"/>	
8	Education and skill enhancement	1	2	3	4	5	6	7	8	9	10	<input type="checkbox"/>	
9	Youth development	1	2	3	4	5	6	7	8	9	10	<input type="checkbox"/>	
	Governance												
10	Public sector and civil service reform	1	2	3	4	5	6	7	8	9	10	<input type="checkbox"/>	
11	Domestic private sector development	1	2	3	4	5	6	7	8	9	10	<input type="checkbox"/>	
12	Anti-corruption and transparency	1	2	3	4	5	6	7	8	9	10	<input type="checkbox"/>	
13	Public financial management (e.g., public expenditure, fiscal system reform, accounting, auditing)	1	2	3	4	5	6	7	8	9	10	<input type="checkbox"/>	
14	Job creation/employment	1	2	3	4	5	6	7	8	9	10	<input type="checkbox"/>	
15	Regulatory framework	1	2	3	4	5	6	7	8	9	10	<input type="checkbox"/>	
16	Financial sector (stability and access to financial services)	1	2	3	4	5	6	7	8	9	10	<input type="checkbox"/>	
17	Economic growth	1	2	3	4	5	6	7	8	9	10	<input type="checkbox"/>	
	Infrastructure												
18	Transport (e.g., roads, bridges, transportation)	1	2	3	4	5	6	7	8	9	10	<input type="checkbox"/>	
19	Communication network	1	2	3	4	5	6	7	8	9	10	<input type="checkbox"/>	
20	Energy	1	2	3	4	5	6	7	8	9	10	<input type="checkbox"/>	
21	Urban development (such as housing and planning)	1	2	3	4	5	6	7	8	9	10	<input type="checkbox"/>	
	Trade and regional cooperation												
22	Trade and exports	1	2	3	4	5	6	7	8	9	10	<input type="checkbox"/>	
23	Foreign direct investment	1	2	3	4	5	6	7	8	9	10	<input type="checkbox"/>	
24	Regional cooperation	1	2	3	4	5	6	7	8	9	10	<input type="checkbox"/>	
25	Global cooperation	1	2	3	4	5	6	7	8	9	10	<input type="checkbox"/>	
	Rural Development												
26	Agricultural development and irrigation	1	2	3	4	5	6	7	8	9	10	<input type="checkbox"/>	
27	Food security	1	2	3	4	5	6	7	8	9	10	<input type="checkbox"/>	
	Society and Development												
28	Gender	1	2	3	4	5	6	7	8	9	10	<input type="checkbox"/>	
29	Equality of opportunity (i.e., equity)	1	2	3	4	5	6	7	8	9	10	<input type="checkbox"/>	
	Environment and Natural Resources												
30	Environmental sustainability	1	2	3	4	5	6	7	8	9	10	<input type="checkbox"/>	
31	Natural resource management (e.g., oil, gas, mining)	1	2	3	4	5	6	7	8	9	10	<input type="checkbox"/>	
32	Climate change (e.g., mitigation, adaptation)	1	2	3	4	5	6	7	8	9	10	<input type="checkbox"/>	
33	Others (please specify): _____	1	2	3	4	5	6	7	8	9	10	<input type="checkbox"/>	



To what extent do you agree/disagree with the following statements about the cash transfer and social protection programs in Pakistan:

		Strongly disagree										Strongly agree	Don't know
C3.	The introduction of technology based systems in social safety net operations (i.e., payment mechanisms and identifying potential beneficiaries of cash transfer programs) has increased transparency, accountability, and overall impact.	1	2	3	4	5	6	7	8	9	10		<input type="checkbox"/>
C4.	Inclusion of education for primary school age children in cash transfer program is a good way to invest in human capital.	1	2	3	4	5	6	7	8	9	10		<input type="checkbox"/>
C5.	The National Safety Net platform managed by an independent board of directors (including private sector) helps strengthen the World Bank Group's social protection programs in Pakistan.	1	2	3	4	5	6	7	8	9	10		<input type="checkbox"/>

C6. Where are the World Bank Group's decisions made primarily that support the program in Pakistan?
(Select only ONE response)

1	At the Headquarters (in Washington D.C.)	<input type="checkbox"/>
2	In the country	<input type="checkbox"/>
3	Don't know	<input type="checkbox"/>

C7. To what extent does the World Bank Group's work help to achieve development results in Pakistan?

1	2	3	4	5	6	7	8	9	10	<input type="checkbox"/>
To no degree at all									To a very significant degree	Don't know

To what extent do you agree/disagree with the following statements about the World Bank Group in Pakistan?

		Strongly disagree										Strongly agree	Don't know
C8.	The World Bank Group's financial instruments (i.e., investment lending, Development Policy Loan, Trust Funds, Program 4 Result, etc.) meet the needs of Pakistan	1	2	3	4	5	6	7	8	9	10		<input type="checkbox"/>
C9.	The World Bank Group meets Pakistan's needs for knowledge services (e.g., research, analysis, data, technical assistance)	1	2	3	4	5	6	7	8	9	10		<input type="checkbox"/>

C10. Overall, how effective is the World Bank Group at using its convening power to mobilize outside or additional support and resources for development in Pakistan?

1	2	3	4	5	6	7	8	9	10	<input type="checkbox"/>
Not effective at all									Very effective	Don't know

C11. To what extent do you believe the World Bank Group measures and corrects its work in real time in Pakistan?

1	2	3	4	5	6	7	8	9	10	<input type="checkbox"/>
To no degree at all									To a very significant degree	Don't know



Section D: The IFC and World Bank

D1. Are you aware of the IFC (International Finance Corporation), the private sector arm of the World Bank Group? (If Yes, please go to question D2, if No, please go to question E1)

1	Yes	<input type="checkbox"/>
2	No	<input type="checkbox"/>

D2. Has your organization availed any services from the IFC? (If Yes, please go to question D3, if No, please go to question D4)

1	Yes	<input type="checkbox"/>
2	No	<input type="checkbox"/>

D3. Please indicate the type of services your organization availed from the IFC in the past five years. (Please choose all that apply)

1	Loan	<input type="checkbox"/>
2	Equity	<input type="checkbox"/>
3	Guarantee	<input type="checkbox"/>
4	Advisory services	<input type="checkbox"/>
5	Don't know	<input type="checkbox"/>
6	Others (please specify): _____	<input type="checkbox"/>

D4. Do your projects involve both the World Bank and the IFC?
(If YES please go to Question D5; If NO please go to D6)

1	Yes	<input type="checkbox"/>
2	No	<input type="checkbox"/>

D5. If yes, what was your view of how the two institutions work together in Pakistan?
(Select only ONE response)

1	The two institutions work well together	<input type="checkbox"/>
2	The way the two institutions work together needs improvement	<input type="checkbox"/>
3	The two institutions do not work well together	<input type="checkbox"/>
4	Don't know	<input type="checkbox"/>

D6. How would you describe the overall impact of IFC advisory/investment services on your organization?
(Select only ONE response)

1	Very positive impact	<input type="checkbox"/>
2	Somewhat positive impact	<input type="checkbox"/>
3	Somewhat negative impact	<input type="checkbox"/>
4	Very negative impact	<input type="checkbox"/>
5	No impact at all	<input type="checkbox"/>
6	Don't know	<input type="checkbox"/>

D7. How would you describe the role of IFC advisory/investment services in private sector development in Pakistan? (Select only ONE response)

1	A very positive role	<input type="checkbox"/>
2	A somewhat positive role	<input type="checkbox"/>
3	A somewhat negative role	<input type="checkbox"/>
4	A very negative role	<input type="checkbox"/>
5	IFC's advisory/investment services don't play a role in private sector development in the country	<input type="checkbox"/>
6	Don't know	<input type="checkbox"/>



Section E: THE WORLD BANK GROUP'S KNOWLEDGE WORK AND ACTIVITIES (i.e., ANALYSIS, STUDIES, RESEARCH, DATA, REPORTS, CONFERENCES)

E1. How frequently do you consult World Bank Group's knowledge work and activities in the work you do?

1	Weekly	<input type="checkbox"/>
2	Monthly	<input type="checkbox"/>
3	A few times a year	<input type="checkbox"/>
4	Rarely	<input type="checkbox"/>
5	Never	<input type="checkbox"/>

How effective do you believe the World Bank Group has been in Pakistan in using its knowledge work and activities?

		Not effective at all										Very effective	Don't know
		1	2	3	4	5	6	7	8	9	10		
E2.	Raising your awareness of the particular topic												<input type="checkbox"/>
E3.	Stimulating public debate/dialogue												<input type="checkbox"/>
E4.	Enhancing your knowledge and/or skills												<input type="checkbox"/>
E5.	Contributing to good policy making												<input type="checkbox"/>
E6.	Providing support for program implementation												<input type="checkbox"/>

In Pakistan, to what extent do you believe that the World Bank Group's knowledge work and activities:

		To no degree at all										To a very significant degree	Don't know
		1	2	3	4	5	6	7	8	9	10		
E7.	Are timely												<input type="checkbox"/>
E8.	Include appropriate level of stakeholder involvement during preparation												<input type="checkbox"/>
E9.	Providing linkage to non-Bank expertise (i.e., South-South knowledge sharing, etc.)												<input type="checkbox"/>
E10.	Lead to practical solutions												<input type="checkbox"/>
E11.	Are accessible (well written and easy to understand)												<input type="checkbox"/>
E12.	Are source of relevant information on global good practices												<input type="checkbox"/>
E13.	Are adequately disseminated												<input type="checkbox"/>
E14.	Are translated enough into local language												<input type="checkbox"/>
E15.	Are adaptable to Pakistan's specific development challenges and country circumstances												<input type="checkbox"/>

E16. Overall, how significant a contribution do you believe the World Bank Group's knowledge work and activities make to development results in your country?

Not significant at all											Very significant	Don't know
------------------------	--	--	--	--	--	--	--	--	--	--	------------------	------------

E17. Overall, how would you rate the technical quality of the World Bank Group's knowledge work and activities?

1	2	3	4	5	6	7	8	9	10	<input type="checkbox"/>
Very low technical quality								Very high technical quality		Don't know

Section F: **Working with the World Bank Group**

To what extent do you agree/disagree with the following statements?

		Strongly disagree										Strongly agree	Don't know
F1.	The World Bank Group disburses funds promptly	1	2	3	4	5	6	7	8	9	10		<input type="checkbox"/>
F2.	The World Bank Group effectively monitors and evaluates the projects and programs it supports	1	2	3	4	5	6	7	8	9	10		<input type="checkbox"/>
F3.	The World Bank Group's approvals and reviews are done in a timely fashion	1	2	3	4	5	6	7	8	9	10		<input type="checkbox"/>
F4.	The World Bank Group's "Safeguard Policy" requirements are reasonable	1	2	3	4	5	6	7	8	9	10		<input type="checkbox"/>
F5.	The World Bank Group's conditions on its lending are reasonable	1	2	3	4	5	6	7	8	9	10		<input type="checkbox"/>
F6.	The World Bank Group takes decisions quickly in Pakistan	1	2	3	4	5	6	7	8	9	10		<input type="checkbox"/>
F7.	Working with the World Bank Group increases Pakistan's institutional capacity	1	2	3	4	5	6	7	8	9	10		<input type="checkbox"/>
F8.	Where country systems (e.g., procurement, financial management, etc.) are adequate, the World Bank Group makes appropriate use of them	1	2	3	4	5	6	7	8	9	10		<input type="checkbox"/>
F9.	The World Bank Group provides effective implementation support (i.e., supervision of projects)	1	2	3	4	5	6	7	8	9	10		<input type="checkbox"/>

F10. To what extent do you believe that the World Bank Group's work helps to find solutions that promote private public partnerships in Pakistan?

1	2	3	4	5	6	7	8	9	10	<input type="checkbox"/>
To no degree at all									To a very significant degree	Don't know

F11. To what extent do you believe that the World Bank Group's "Safeguard Policies" help to achieve environmental and social sustainability in Pakistan?

1	2	3	4	5	6	7	8	9	10	<input type="checkbox"/>
To no degree at all									To a very significant degree	Don't know

F12. Which of the following best describes the way the World Bank Group operates in Pakistan?

(Select only ONE response)

1	The World Bank Group takes too much risk in Pakistan	<input type="checkbox"/>
2	The World Bank Group does not take enough risk in Pakistan	<input type="checkbox"/>
3	The World Bank Group's approach to risk is appropriate	<input type="checkbox"/>
4	Don't know	<input type="checkbox"/>

F13. Which of the following best describes the World Bank Group's support in Pakistan?

(Select only ONE response)

1	The World Bank Group is sufficiently selective and focuses on the most important development challenges in Pakistan	<input type="checkbox"/>
2	The World Bank Group is not sufficiently selective in Pakistan, and it is involved in too many areas of development.	<input type="checkbox"/>
3	Don't know	<input type="checkbox"/>



F14. How familiar are you with World Bank Group's procurement policies? (Select only ONE response)
(Please continue to question F15, only if you choose "very familiar" or "somewhat familiar." Otherwise, please skip to question G1)

1	Very familiar (Go to F15)	<input type="checkbox"/>
2	Somewhat familiar (Go to F15)	<input type="checkbox"/>
3	Somewhat unfamiliar (Go to G1)	<input type="checkbox"/>
4	Very unfamiliar (Go to G1)	<input type="checkbox"/>
5	Don't know (Go to G1)	<input type="checkbox"/>

F15. How effective are the World Bank Group's procurement policies relative to alternative procurement methods?

1	2	3	4	5	6	7	8	9	10	<input type="checkbox"/>
Not effective at all									Very effective	Don't know

F16. To improve the effectiveness of the World Bank Group's procurement support, which of the following actions would you recommend? **(Please choose no more than TWO)**

1	Use national procurement procedures rather World Bank Group's procurement procedures	<input type="checkbox"/>
2	Eliminate prior reviews	<input type="checkbox"/>
3	Engage more in contract management	<input type="checkbox"/>
4	Carry out road shows before tendering	<input type="checkbox"/>
5	Make e-procurement a standard practice for World Bank Group's operation in Pakistan	<input type="checkbox"/>
6	Assign additional staff per project	<input type="checkbox"/>
7	Other (please specify): _____	<input type="checkbox"/>
8	Don't know	<input type="checkbox"/>



Section G: The World Bank Group's Country Partnership Strategy and Sectoral Work in Pakistan

G1. How familiar are you with World Bank Group's Country Partnership Strategy (FY15-19) for Pakistan? (Select only ONE response) **(Please continue to question G2, only if you choose "very familiar" or "somewhat familiar." Otherwise, please skip to question H1)**

1	Very familiar (Go to G2)	<input type="checkbox"/>
2	Somewhat familiar (Go to G2)	<input type="checkbox"/>
3	Somewhat unfamiliar (Go to H1)	<input type="checkbox"/>
4	Very unfamiliar (Go to H1)	<input type="checkbox"/>
5	Don't know (Go to H1)	<input type="checkbox"/>

G2. Do you think the Country Partnership Strategy for FY15-19 focused on the right priorities for Pakistan?

1	Yes	<input type="checkbox"/>
2	No	<input type="checkbox"/>

Please rate the Government's performance in terms of each pillar of the Country Partnership Strategy (FY15-19) since July 2014?

		Very poor										Very good	Don't know
		1	2	3	4	5	6	7	8	9	10		
G3.	Energy												<input type="checkbox"/>
G4.	Private sector development												<input type="checkbox"/>
G5.	Inclusion												<input type="checkbox"/>
G6.	Service delivery												<input type="checkbox"/>

Please rate World Bank Group's performance in terms of each pillar of the Country Partnership Strategy (FY15-19) since July 2014?

		Very poor										Very good	Don't know
		1	2	3	4	5	6	7	8	9	10		
G7.	Energy												<input type="checkbox"/>
G8.	Private sector development												<input type="checkbox"/>
G9.	Inclusion												<input type="checkbox"/>
G10.	Service delivery												<input type="checkbox"/>

For the FY15-19 Country Partnership Strategy, please rate the importance of the following areas for Pakistan

		Unimportant										Very important	Don't know
		1	2	3	4	5	6	7	8	9	10		
G11.	Project financing												<input type="checkbox"/>
G12.	Budget support												<input type="checkbox"/>
G13.	Knowledge and data sharing												<input type="checkbox"/>
G14.	Technical assistance												<input type="checkbox"/>
G15.	Policy advice												<input type="checkbox"/>
G16.	Other (please specify): _____												<input type="checkbox"/>



Urban development:

G17. When considering Pakistan's economic development, how important a role can sustainable urban growth play?

1	2	3	4	5	6	7	8	9	10	<input type="checkbox"/>
Not important at all									Very important	Don't know

G18. Which TWO of the following are the greatest challenges to tapping the economic potential of cities in Pakistan? **(Please choose no more than TWO)**

1	Weak legal, title rights (or Land Record Management)	<input type="checkbox"/>
2	Lack of long term planning	<input type="checkbox"/>
3	Absence of local governments	<input type="checkbox"/>
4	Weak governance	<input type="checkbox"/>
5	Unclear and overlapping institutional mandates	<input type="checkbox"/>
6	Others (please specify): _____	<input type="checkbox"/>
7	Don't know	<input type="checkbox"/>

G19. When considering how to enhance the delivery of municipal services in cities in Pakistan, in which of the following areas should the Government focus its resources most for the greatest value?

(Please choose no more than TWO)

1	Institutional reform and clear mandates	<input type="checkbox"/>
2	Private sector participation	<input type="checkbox"/>
3	Citizen engagement and feedback (Report Card etc.)	<input type="checkbox"/>
4	Governance/Accountability	<input type="checkbox"/>
5	Others (please specify): _____	<input type="checkbox"/>
6	Don't know	<input type="checkbox"/>

G20. Where should the WBG focus most of its resources to add the greatest value, when it comes to developing Pakistan's cities? **(Please choose no more than TWO)**

1	Technical advice, knowledge sharing	<input type="checkbox"/>
2	Budget support for reforms	<input type="checkbox"/>
3	Project investment	<input type="checkbox"/>
4	Donor coordination, convening facility	<input type="checkbox"/>
5	Institutional development (systems, human resources, training)	<input type="checkbox"/>
6	Others (please specify): _____	<input type="checkbox"/>
7	Don't know	<input type="checkbox"/>

**Energy sector:**

G21. To what extent do you believe the World Bank Group increased its attention to the energy sector in Pakistan in the past two years?

1	2	3	4	5	6	7	8	9	10	<input type="checkbox"/>
To no degree at all									To a very significant degree	Don't know

G22. How significant of a **mid-term impact** has the World Bank Group's support to the energy sector had on Pakistan's development in the last two years?

1	2	3	4	5	6	7	8	9	10	<input type="checkbox"/>
Not significant at all									Very significant	Don't know

G23. When considering the World Bank Group's support to Pakistan's energy sector, in which two of the following areas should the WBG focus most of its resources in order to add the most value?

(Please choose no more than TWO)

1	Hydropower generation	<input type="checkbox"/>
2	Energy (electricity and gas) sector reforms to improve governance and performance of energy related institutions, reduce losses, optimize use of local resources, and review the Tariff & Subsidy schemes	<input type="checkbox"/>
3	Support to policy enabling environment to attract private investment in the sector (generation/transmission/distribution)	<input type="checkbox"/>
4	Promotion and development of other renewable and alternative sources of energy	<input type="checkbox"/>
5	Support to the development of regional transmission systems to facilitate energy supply/import within countries in the region	<input type="checkbox"/>
6	Others (please specify): _____	<input type="checkbox"/>
7	Don't know	<input type="checkbox"/>

Section H: **THE FUTURE ROLE OF THE WORLD BANK GROUP IN PAKISTAN**

H1. How significant a role do you believe the World Bank Group SHOULD play in Pakistan's development in the near future?

1	2	3	4	5	6	7	8	9	10	<input type="checkbox"/>
Not a significant role at all									A very significant role	Don't know
Please explain why:										

H2. Which of the following SHOULD the World Bank Group do to make itself of greater value in Pakistan? (Choose no more than TWO)

1	Provide more adequate data/knowledge/statistics/figures on Pakistan's economy	<input type="checkbox"/>
2	Work faster	<input type="checkbox"/>
3	Offer more innovative financial products	<input type="checkbox"/>
4	Improve the competitiveness of its financing compared to markets (e.g., cost, timeliness, other terms)	<input type="checkbox"/>
5	Reach out more to groups outside of Government	<input type="checkbox"/>
6	Shift its focus from environmental and social safeguards to environmental and social sustainability	<input type="checkbox"/>
7	Ensure greater selectivity in its work	<input type="checkbox"/>
8	Improve the quality of its experts as related to Pakistan's specific challenges	<input type="checkbox"/>
9	Offer more innovative knowledge services	<input type="checkbox"/>
10	Increase decentralization to the provinces	<input type="checkbox"/>
11	Collaborate more effectively with Government clients (e.g., national, state, local)	<input type="checkbox"/>
12	Increase the level of capacity development in the country	<input type="checkbox"/>
13	Reduce the complexity of obtaining World Bank Group financing	<input type="checkbox"/>
14	Focus primarily on advocacy issues	<input type="checkbox"/>
15	Increase availability of Reimbursable Advisory Services (RAS)	<input type="checkbox"/>
16	Other (please specify): _____	<input type="checkbox"/>

H3. When considering the combination of services that the World Bank Group offers in Pakistan, and taking into account its limited level of resources, which ONE of the following do you believe the World Bank Group should offer more of in Pakistan? (Select only ONE response)

1	Financial services	<input type="checkbox"/>
2	Knowledge products	<input type="checkbox"/>
3	Convening services	<input type="checkbox"/>
4	None of the above	<input type="checkbox"/>
5	The combination is appropriate for Pakistan	<input type="checkbox"/>
6	Don't know	<input type="checkbox"/>

Section I: **COMMUNICATION AND INFORMATION SHARING**

11. How do you get most of your information about economic and social development issues in Pakistan?
(Choose no more than TWO)

1	Periodicals	<input type="checkbox"/>
2	International newspapers	<input type="checkbox"/>
3	Local radio	<input type="checkbox"/>
4	International radio	<input type="checkbox"/>
5	Local television	<input type="checkbox"/>
6	International television	<input type="checkbox"/>
7	Local newspapers	<input type="checkbox"/>
8	Internet	<input type="checkbox"/>
9	Social media (e.g., blogs, Facebook)	<input type="checkbox"/>
10	Other (please specify): _____	<input type="checkbox"/>

12. How would you prefer to receive information from the World Bank Group?
(Choose no more than TWO)

1	Direct contact with World Bank Group (i.e., face to face meetings/discussions)	<input type="checkbox"/>
2	e-Newsletters	<input type="checkbox"/>
3	World Bank Group's seminars/workshops/conferences	<input type="checkbox"/>
4	World Bank Group's publications and other written materials (e.g., books, reports, press releases, articles)	<input type="checkbox"/>
5	World Bank Group's website	<input type="checkbox"/>
6	Social media (e.g., blogs, Facebook)	<input type="checkbox"/>
7	Mobile phones	<input type="checkbox"/>
8	Other (please specify): _____	<input type="checkbox"/>

		Yes	No
13.	Are you aware of the World Bank Group's Access to Information Policy under which the Bank will now disclose any information in its possession that is not on a list of exceptions?	<input type="checkbox"/>	<input type="checkbox"/>
14.	Have you requested information from the World Bank Group on its activities in the past year? (If YES please go to Question 15; if NO please go to 16)	<input type="checkbox"/>	<input type="checkbox"/>
15.	Were you able to obtain this information?	<input type="checkbox"/>	<input type="checkbox"/>
16.	Do you have access to the Internet?	<input type="checkbox"/>	<input type="checkbox"/>
17.	Do you use/have you used the World Bank Group website?	<input type="checkbox"/>	<input type="checkbox"/>
18.	Do you currently consult the World Bank Group social media sites (e.g., blogs, Facebook)?	<input type="checkbox"/>	<input type="checkbox"/>

19. From whom would you prefer to receive information about World Bank Group projects in Pakistan?

1	Government agencies implementing World Bank Group-supported projects	<input type="checkbox"/>
2	World Bank Group country office	<input type="checkbox"/>



I10. Which do you primarily use to get information about World Bank Group on the internet?

(Select only ONE response)

1	The World Bank's country website (www.worldbank.org/pk)	<input type="checkbox"/>
2	The World Bank's main website (www.worldbank.org)	<input type="checkbox"/>
3	World Bank Pakistan's Facebook (www.facebook.com/WorldBankPakistan)	<input type="checkbox"/>
4	I don't use the internet for this purpose	<input type="checkbox"/>

I11. Which Internet connection do you use primarily when visiting a World Bank Group website?

1	High speed/WiFi	<input type="checkbox"/>
2	Dial-up	<input type="checkbox"/>

Please rate how much you agree with the following statements.

		Strongly disagree										Strongly agree	Don't know
I12.	I find the World Bank Group's websites easy to navigate. <i>(Only answer if you have used a World Bank Group website)</i>	1	2	3	4	5	6	7	8	9	10	<input type="checkbox"/>	
I13.	I find the information on the World Bank Group's websites useful. <i>(Only answer if you have used a World Bank Group website)</i>	1	2	3	4	5	6	7	8	9	10	<input type="checkbox"/>	
I14.	The World Bank Group's social media channels (e.g., blogs, Facebook) are valuable sources of information about the institution	1	2	3	4	5	6	7	8	9	10	<input type="checkbox"/>	
I15.	When I need information from the World Bank Group I know how to find it (e.g., whom to call, where to reach them, etc.)	1	2	3	4	5	6	7	8	9	10	<input type="checkbox"/>	
I16.	The World Bank Group is responsive to my information requests and inquiries	1	2	3	4	5	6	7	8	9	10	<input type="checkbox"/>	

Section J: **BACKGROUND INFORMATION****J1. Which of the following best describes your current position? (Select only ONE response)**

1	Office of the President, Prime Minister	<input type="checkbox"/>
2	Office of Minister	<input type="checkbox"/>
3	Office of Parliamentarian	<input type="checkbox"/>
4	Employee of a Ministry, Ministerial Department or Implementation Agency	<input type="checkbox"/>
5	Project Management Unit (PMU) overseeing implementation of project/Consultant/Contractor working on World Bank Group supported project/program	<input type="checkbox"/>
6	Local Government Office or Staff	<input type="checkbox"/>
7	Bilateral/Multilateral Agency	<input type="checkbox"/>
8	Private Sector Organization	<input type="checkbox"/>
9	Private Foundation	<input type="checkbox"/>
10	Financial Sector/Private Bank	<input type="checkbox"/>
11	NGO/Community Based Organization	<input type="checkbox"/>
12	Media (press, radio, TV, web, etc.)	<input type="checkbox"/>
13	Independent Government Institution (i.e., Regulatory Agency, Central Bank/oversight institution)	<input type="checkbox"/>
14	Trade Union	<input type="checkbox"/>
15	Faith-Based Group	<input type="checkbox"/>
16	Youth Group	<input type="checkbox"/>
17	Academia/Research Institute/Think Tank	<input type="checkbox"/>
18	Judiciary Branch	<input type="checkbox"/>
19	Other (please specify): _____	<input type="checkbox"/>

J2. Please identify the primary specialization of your work. (Select only ONE response)

1	Water	<input type="checkbox"/>
2	Social protection and labor	<input type="checkbox"/>
3	Fragility, conflict and violence	<input type="checkbox"/>
4	Environment and natural resources	<input type="checkbox"/>
5	Public-private partnerships	<input type="checkbox"/>
6	Education	<input type="checkbox"/>
7	Health, nutrition, and population	<input type="checkbox"/>
8	Energy and extractives	<input type="checkbox"/>
9	Macroeconomics and fiscal management	<input type="checkbox"/>
10	Trade and competitiveness	<input type="checkbox"/>
11	Finance and markets	<input type="checkbox"/>
12	Gender	<input type="checkbox"/>
13	Transport and ICT	<input type="checkbox"/>
14	Urban, rural, and social development	<input type="checkbox"/>
15	Governance	<input type="checkbox"/>
16	Poverty	<input type="checkbox"/>
17	Jobs	<input type="checkbox"/>
18	Agriculture	<input type="checkbox"/>
19	Climate Change	<input type="checkbox"/>
20	Generalist (specialized in multiple sectors)	<input type="checkbox"/>
21	Other (please specify): _____	<input type="checkbox"/>

J3. How closely do you interact with the World Bank Group at a professional level?

1	2	3	4	5	6	7	8	9	10	<input type="checkbox"/>
Not closely at all									Very closely	Don't know



J4. Which one of the following best describes your level of interaction with the World Bank Group (IBRD/IDA, IFC, or MIGA) in your country? **(Select only ONE response)**

1	I currently collaborate with the World Bank Group	<input type="checkbox"/>
2	I have previously collaborated with the World Bank Group	<input type="checkbox"/>
3	Both of the above (I currently collaborate and previously have collaborated with the World Bank Group)	<input type="checkbox"/>
4	I have never collaborated with the World Bank Group	<input type="checkbox"/>

J5. Which of the following agencies of the World Bank Group do you primarily engage with in Pakistan? **(Select only ONE response)**

1	The World Bank (IBRD/IDA)	<input type="checkbox"/>
2	The International Finance Corporation (IFC)	<input type="checkbox"/>
3	The Multilateral Investment Guarantee Agency (MIGA)	<input type="checkbox"/>
4	Other (please specify): _____	<input type="checkbox"/>

J6. Which of the following describes most of your exposure to the World Bank Group in Pakistan? **(Choose no more than TWO)**

1	Observer (i.e., follow in media, discuss in informal conversations, etc.)	<input type="checkbox"/>
2	Use World Bank Group reports/data	<input type="checkbox"/>
3	Engage in World Bank Group related/sponsored events/activities	<input type="checkbox"/>
4	Collaborate as part of my professional duties	<input type="checkbox"/>
5	Use World Bank Group website for information, data, research, etc.	<input type="checkbox"/>

J7. What's your gender?

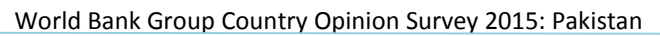
1	Female	<input type="checkbox"/>
2	Male	<input type="checkbox"/>

J8. What's your age?

1	Between 18 and 29	<input type="checkbox"/>
2	Between 30 and 45	<input type="checkbox"/>
3	Between 46 and 62	<input type="checkbox"/>
4	More than 62	<input type="checkbox"/>
5	Prefer not to answer	<input type="checkbox"/>

J9. Which best represents your geographic location? **(Select only ONE response)**

1	Sindh	<input type="checkbox"/>
2	Khyber Pakhtunkhwa	<input type="checkbox"/>
3	Balochistan	<input type="checkbox"/>
4	Punjab	<input type="checkbox"/>
5	Federal Capital (ICT)	<input type="checkbox"/>
6	Regions and territories	<input type="checkbox"/>
7	Azad Jammu and Kashmir (AJK)	<input type="checkbox"/>
8	Gilgit-Baltistan (GB)	<input type="checkbox"/>
9	Federally Administered Tribal Areas (FATA)	<input type="checkbox"/>



If you would like to share any additional feedback, please provide it in the box below (optional):

.....

.....



OPTIONAL INFORMATION

For field-work follow up only*

This is only for tracking our field-work. Any information provided here will be detached from data processing or sharing with client. Please be assured about anonymity of responses. But, even then this is perfectly OPTIONAL. Most Obligated.

Name of Respondent: _____

City of Respondent: _____

*Our procedure is to follow up with Reminders. The information on this page helps us to NOT bother you with unnecessary Reminders.



Mr Taimur Saeed
Assistant Manager
Gallup Pakistan, Islamabad
Tele: +92-51-2655630
Fax : +92-51-2655632
Email: info@gallup.com.pk

Irene Zuettel
Gallup International
Zurich
Tele: +41 (0) 44 806 6650
Fax : +41 (0) 44 806 6660
Email: jirene.zuettel@gallup-international.com

Disclaimer: Gallup Pakistan is not related to Gallup Inc. headquartered in Washington D.C. USA. We require that our surveys be credited fully as Gallup Pakistan (not Gallup or Gallup Poll). We disclaim any responsibility for surveys pertaining to Pakistani public opinion except those carried out by Gallup Pakistan, the Pakistani affiliate of Gallup International Association. For details on Gallup International Association see website: www.gallup-international.com