

ESTONIAN SOCIAL SURVEY 2011

Household questionnaire

SECTION A. INTERVIEWER'S SECTION	2
SECTION X. TRACING	4
SECTION YA. HOUSEHOLD CHARACTERISTICS	5
SECTION YB. HOUSEHOLD RELATIONS.....	8
SECTION YC. DEMOGRAPHIC DATA.....	8
SECTION C. LIVING CONDITIONS.....	13
SECTION D. ECONOMIC WELFARE.....	14
SECTION F. PRODUCTION FOR OWN CONSUMPTION	20
SECTION E. PLANNED CHANGE OF RESIDENCE.....	23
INTERVIEWER'S SECTION (CONTINUATION).....	24

Household number |__|__|__|__|__|__|

Split number |__|__|

SECTION A. INTERVIEWER'S SECTION

Kviis	MODE OF INTERVIEW 1 LAPTOP INTERVIEW 2 PAPER QUESTIONNAIRE	
Rez	REGIME: 1 - INTERVIEWER 2 - ENCODER	
Kys	CODE OF INTERVIEWER _ _ _	
Kpk	SURVEY AREA _ _ _	
Kjuht	INTERVIEWER MANAGER'S AREA _	
A01	DATE OF INTERVIEW A01K. DATE OF CONTINUATION IN CASE OF INTERRUPTION	
A	_ _ DAY	_ _ DAY
B	_ _ MONTH	_ _ MONTH
C	_ _ _ YEAR	_ _ _ YEAR
A02	STARTING TIME OF THE INTERVIEW IN CASE OF INTERRUPTION, STARTING TIME OF CONTINUATION	
A	_ _ HOUR	_ _ HOUR
B	_ _ MINUTES	_ _ MINUTES
A03	PLACE OF INTERVIEW 1 RESPONDENT'S PLACE OF RESIDENCE 2 RESPONDENT'S WORKPLACE/SCHOOL 3 PLACE OF RESIDENCE OF RESPONDENT'S RELATIVES OR ACQUAINTANCES 4 INTERVIEWER'S WORKPLACE/ PLACE OF RESIDENCE 6 ELSEWHERE, (WRITE WHERE)	
A04	HOUSEHOLD'S PLACE OF RESIDENCE Village/borough/town/city.....	
A04AK	Area code _ _ _ _ Filled automatically!	
Tyypnimi	Settlement type (village/borough/town/city) Filled automatically!	
Tyyp	Settlement type code _ Filled automatically!	
Valdnimi	Township/city name Filled automatically!	
Vald	Township/city code _ _ _ Filled automatically!	
MK	County Filled automatically!	
Maakond	County code _ _ Filled automatically!	

QUESTIONNAIRE USER'S INSTRUCTIONS:

- THE FIRST COLUMN CONTAINS THE CHARACTERISTIC'S NAME
- THE ROUTINGS WITH DIRECTIONS FOR WHAT QUESTION TO CONTINUE WITH, WHEN THEY ARE NEEDED, CAN BE FOUND IN THE LAST COLUMN OR BEHIND AN ANSWER OPTION
- WHEN NECESSARY THE ROUTING CAN BE FOUND IN FRONT OF THE QUESTION
- THE TEXT IN *ITALICS* IS ADDITIONAL INFORMATION FOR THE INTERVIEWER
- THE INTERVIEWER MUST READ THE TEXT UP TO THE SENTENCE TERMINATOR: A DOT OR A QUESTION MARK. IF THE DOT OR QUESTION MARK IS AT THE END OF THE ANSWER OPTIONS, THEN THOSE MUST BE READ TO THE RESPONDENT AS WELL.
- WHEN AN ANSWER OPTION HAS THREE DOTS IN FRONT OF IT, THE INTERVIEWER MUST REREAD THE QUESTION BEFORE EVERY ANSWER OPTION.
- THE OPTION "OTHER" MUST BE READ TO THE RESPONDENT IF IT IS NOT CAPITALIZED, AND NOT BE READ WHEN IT IS CAPITALIZED.
- CAPITALIZED TEXT IS MEANT AS ADDITIONAL INFORMATION FOR THE INTERVIEWER AND IT IS NOT READ TO THE RESPONDENT

THE ☀ SIGN INDICATES THAT THE CARD BOOK SHOULD BE USED TO SHOW THE RESPONDENT RESPONSE OPTIONS TO THE QUESTION. THE DATA ENTRY PROGRAMME IN THE LAPTOP USES THE WORD "CARD" TO INDICATE THIS NEED.

DEFINITIONS

Household is a group of people who live in a common dwelling (at the same address) and share joint financial and/or food resources. Persons included in the household are members of the household. A household may also consist of one member only.

Household number is a special identifying code of the household, which is given to the household upon inclusion into the survey. The household number is given to the interviewer with his sample information.

Temporarily absent primarily means that the person who is absent will presumably return to the household after the end of her trip, studies, or other engagement. In general, the respondent can decide whether the contact with the person who is absent is close enough to consider her a member of the household. If the person who is absent has formed her own family and lives on her own on a permanent basis, she is not considered a member of the respondent's household. Even if, for example, she may still have her own room at her parents' house and she may receive regular financial help from the parent household.

Sample household is a household, which contains at least one sample person.

Sample persons are all household members, who were 14 years old or older on January 1st of the survey year when the household was first included in the survey. It is indicated in the protocol whether the member is a sample person. Only sample persons are traced.

New household member is a household member who has joined the sample person's household after the previous time the household was interviewed for the Estonian Social Survey.

Guest is a person who does not belong to the household but has spent at least three months in the household during the previous calendar year.

Initial household is a sample household where at least one household member is a sample person living in the same dwelling as during the previous survey year. If none of the households to which sample persons belong live at the same address, the initial household is considered to be the one containing the sample person with the smallest personal number.

Split-off household is a new household formed by a sample person who has left the initial household and started to live separately.

New household is a household that is included in the survey as of this year.

Split number is a two-figure code, which shows the division of the initial household. The split number of a new household and of most initial households is 00. An interviewer gives the split number to new split-off households: it is the first vacant split number displayed to the interviewer by the data entry program.

Household member's number is a special identifying code that each person is attributed upon their inclusion into the survey. The household member's number or the personal ID is formed according to a fixed regulation from Eurostat. Each household member's number is unique and it consists of three parts: the household number (6 figures) + the split number (2 figures) + the reference number of the person (2 figures). **A household member's number is unchangeable throughout her time in the survey.**

For household members known from the previous year's interview, the household member's number is given to the interviewer to take along on the sample information sheet. From there the interviewer writes the numbers into question XX1 of section X. In section YA, the interviewer takes the last four figures of the household member's numbers of the known members from section X or from the protocol (in case of split-off households). The interviewer gives the last four figures to new members or to the members of new households as follows:

1) to new members in the split-off or initial household

- a) the first two figures: split number – looks from the household questionnaire;
- b) the next two figures: the first vacant reference number of a household member in this household – data entry program gives automatically;

2) to the members of a new household

- a) the first two figures: split number – always 00;
- b) the next two figures: the reference number of a household member – according to the column number (YX1).

The interviewer cannot give the last four figures of the household member's number to a person who has participated in the survey last year but has moved to another sample household (new members in the initial or split-off household (BX = 1 or 2 and BA1 = 1) and who also participated last year (BA4 = 1), or a member of a new household (BX = 3) who participated in the survey last year as well (BA4 = 1)). The described situation is exceptional. As a result the interviewer must very thoroughly double-check it.

SECTION X. TRACING



NB! SECTION X IS NOT FILLED FOR SPLIT-OFF OR NEW HOUSEHOLDS (SEE DEFINITIONS ON PAGE 3).


WRITE THE DATA FROM THE SAMPLE INFORMATION SHEET IN THE SAME ORDER ABOUT ALL THE (KNOWN) HOUSEHOLD MEMBERS OF THE SURVEYED HOUSEHOLD INTO THE FOLLOWING TABLE.

I will read out the names of the people who belonged to this household last year. Please state about each of them whether they are currently members of your household.

XX1	Reference number of the household member	1	2	3	4	5	6
→	WRITE HOUSEHOLD MEMBER'S NUMBER	<input type="text"/>	<input type="text"/>	<input type="text"/>	<input type="text"/>	<input type="text"/>	<input type="text"/>
X1	FIRST NAME	<input type="text"/>	<input type="text"/>	<input type="text"/>	<input type="text"/>	<input type="text"/>	<input type="text"/>
X2	GENDER: 1 MALE 2 FEMALE	<input type="text"/>	<input type="text"/>	<input type="text"/>	<input type="text"/>	<input type="text"/>	<input type="text"/>
X3	DATE OF BIRTH	<input type="text"/>	<input type="text"/>	<input type="text"/>	<input type="text"/>	<input type="text"/>	<input type="text"/>
A	DATE	<input type="text"/>	<input type="text"/>	<input type="text"/>	<input type="text"/>	<input type="text"/>	<input type="text"/>
B	MONTH	<input type="text"/>	<input type="text"/>	<input type="text"/>	<input type="text"/>	<input type="text"/>	<input type="text"/>
C	YEAR	<input type="text"/>	<input type="text"/>	<input type="text"/>	<input type="text"/>	<input type="text"/>	<input type="text"/>
D	AGE (1 January 2011)	<input type="text"/>	<input type="text"/>	<input type="text"/>	<input type="text"/>	<input type="text"/>	<input type="text"/>

IF THE PERSONAL DATA DIFFERS SUBSTANTIALLY, IT IS NECESSARY TO ASK WHETHER OR NOT YOU ARE TALKING ABOUT THE SAME PERSON.

X4	Is ... Your household member? 1 YES 2 NO	<input type="text"/>	<input type="text"/>	<input type="text"/>	<input type="text"/>	<input type="text"/>	<input type="text"/>	1→X10
X5	 For what reason is he/she not in the household? 21 has moved to a separate household 23 is dead 24 has left for a long time (more than 6 months) to a collective household or an institutional establishment within the boundaries of the country 25 has gone abroad (for more than 6 months) 26 OTHER [WRITE]	<input type="text"/>	<input type="text"/>	<input type="text"/>	<input type="text"/>	<input type="text"/>	<input type="text"/>	23, 24, 25, 26 → X7
X6	 Indicate ...'s new address. A Street, house, apartment B Settlement C Township D County E Contact telephone	<input type="text"/>	<input type="text"/>	<input type="text"/>	<input type="text"/>	<input type="text"/>	<input type="text"/>	

	Number of household member	1	2	3	4	5	6	
A	WRITE THE SPLIT NUMBER OF A NEW HOUSEHOLD (THE FIRST VACANT SPLIT NUMBER)	<input type="text"/>	<input type="text"/>	<input type="text"/>	<input type="text"/>	<input type="text"/>	<input type="text"/>	
X7	When did ... depart the household (die)?							
A	Month	<input type="text"/>	<input type="text"/>	<input type="text"/>	<input type="text"/>	<input type="text"/>	<input type="text"/>	
B	Year	<input type="text"/>	<input type="text"/>	<input type="text"/>	<input type="text"/>	<input type="text"/>	<input type="text"/>	
X8	For how many months was ... in the household in the previous calendar year?	<input type="text"/>	<input type="text"/>	<input type="text"/>	<input type="text"/>	<input type="text"/>	<input type="text"/>	
X9	 What was the main social status of ... in the previous calendar year? He or she was 1 at work 2 unemployed 3 in retirement or in early retirement 4 homemaker, conscript, pupil, student, incapacitated, other inactive person.	<input type="text"/>	<input type="text"/>	<input type="text"/>	<input type="text"/>	<input type="text"/>	<input type="text"/>	
X10	INTERVIEWER CHECKPOINT. DOES THE TABLE INCLUDE THE DATA ABOUT ALL THE GIVEN HOUSEHOLD MEMBERS? 1 YES 2 NO	<input type="text"/>	<input type="text"/>	<input type="text"/>	<input type="text"/>	<input type="text"/>	<input type="text"/>	2 →X4

SECTION YA. HOUSEHOLD CHARACTERISTICS

BX	HOUSEHOLD IS: 1 INITIAL HOUSEHOLD 2 SPLIT-OFF HOUSEHOLD 3 NEW HOUSEHOLD
-----------	---

WRITE THE DATA OF ALL THE MEMBERS OF THE HOUSEHOLD INTO THE TABLE BELOW. WITH AN **INITIAL HOUSEHOLD**, WRITE FIRST THE KNOWN MEMBERS WHO STILL BELONG TO THE HOUSEHOLD FROM SECTION X AND AFTER THEM NEW MEMBERS. IN CASE OF A **SPLIT-OFF HOUSEHOLD**, WRITE FIRST THE KNOWN MEMBERS FROM THE PROTOCOL AND THEN THE NEW HOUSEHOLD MEMBERS. IN CASE OF A **NEW HOUSEHOLD** ENTER THE MEMBERS IN A FREELY SELECTED ORDER.

The first part of the survey concerns the structure of your household and general information about the members of your household. A household is a group of people who live in a common dwelling (at the same address) and share joint financial and/or food resources. Persons included in the household are members of the household. A household may also consist of one member only.

HOUSEHOLD MEMBERS ARE PEOPLE WHO SHARE IN THE HOUSEHOLD'S EXPENSES, LIVE IN THE COMMON DWELLING AND HOLD NO PERMANENT RESIDENCE ELSEWHERE. TEMPORARILY ABSENT HOUSEHOLD MEMBERS SHOULD BE CONSIDERED MEMBERS IF THEY:

- HAVE NO OTHER MAIN DWELLING, HAVE RETAINED ECONOMIC TIES WITH THE HOUSEHOLD AND THEIR ABSENCE IS NOT SHORTER THAN 6 MONTHS.
- ARE CHILDREN ABSENT DUE TO STUDIES OR A PARTNER ABSENT DUE TO WORK.

Y	How many people belong to your household? <input type="text"/>
----------	--


Please state the names of your household members.

YX1	Column number	01	02	03	04	05	06	
Y0	First name							
YA1	Please indicate /Y0/'s gender. 1 – male 2 – female	<input type="text"/>	<input type="text"/>	<input type="text"/>	<input type="text"/>	<input type="text"/>	<input type="text"/>	
YA2	Indicate the date of birth of ... Day Month Year	<input type="text"/> <input type="text"/> <input type="text"/>	<input type="text"/> <input type="text"/> <input type="text"/>	<input type="text"/> <input type="text"/> <input type="text"/>	<input type="text"/> <input type="text"/> <input type="text"/>	<input type="text"/> <input type="text"/> <input type="text"/>	<input type="text"/> <input type="text"/> <input type="text"/>	
YX2	ROUTE QUESTION: Person's current age (A01-YA2)	<input type="text"/>	<input type="text"/>	<input type="text"/>	<input type="text"/>	<input type="text"/>	<input type="text"/>	<=13 → YX4 14 → YA5
YA3 ☀	What is the legal marital status of ... 1 Single, never been married 2 Married 3 Divorced 4 Widowed?	<input type="text"/>	<input type="text"/>	<input type="text"/>	<input type="text"/>	<input type="text"/>	<input type="text"/>	1,3,4 → YA5
YA4	Does ... live with his/her legal spouse? 1 Yes 2 No	<input type="text"/>	<input type="text"/>	<input type="text"/>	<input type="text"/>	<input type="text"/>	<input type="text"/>	1 → YA6
YA5	Is /Y0/ married by common law? 1 Yes 2 No	<input type="text"/>	<input type="text"/>	<input type="text"/>	<input type="text"/>	<input type="text"/>	<input type="text"/>	
YX4	ROUTE QUESTION: Person's current age (A01-YA2)	<input type="text"/>	<input type="text"/>	<input type="text"/>	<input type="text"/>	<input type="text"/>	<input type="text"/>	<=14 → BA1
YA6 ☀	Is /Y0/ currently... 1 at work 2 unemployed 3 in retirement or early retirement 4 other (homemaker, incapacitated for work, pupil, student etc)	<input type="text"/>	<input type="text"/>	<input type="text"/>	<input type="text"/>	<input type="text"/>	<input type="text"/>	
YX6	ROUTE QUESTION: Person's current age (A01-YA2)	<input type="text"/>	<input type="text"/>	<input type="text"/>	<input type="text"/>	<input type="text"/>	<input type="text"/>	<=15 >=25 → BA1
YA7	Is /Y0/ currently enrolled in a comprehensive school, vocational school or university? 1 Yes 2 No	<input type="text"/>	<input type="text"/>	<input type="text"/>	<input type="text"/>	<input type="text"/>	<input type="text"/>	

BA1	Is /Y0/ a new member in the household? 1 Yes 2 No	<input type="checkbox"/>	<input type="checkbox"/>	<input type="checkbox"/>	<input type="checkbox"/>	<input type="checkbox"/>	<input type="checkbox"/>	2→ BA4
BA2	Was /Y0/ born into the household? 1 Yes 2 No	<input type="checkbox"/>	<input type="checkbox"/>	<input type="checkbox"/>	<input type="checkbox"/>	<input type="checkbox"/>	<input type="checkbox"/>	1→ BA5
BA3	Indicate when /Y0/ came to the household? Month Year	<input type="checkbox"/> <input type="checkbox"/> <input type="checkbox"/> <input type="checkbox"/> <input type="checkbox"/> <input type="checkbox"/> <input type="checkbox"/>	<input type="checkbox"/> <input type="checkbox"/> <input type="checkbox"/> <input type="checkbox"/> <input type="checkbox"/> <input type="checkbox"/> <input type="checkbox"/>	<input type="checkbox"/> <input type="checkbox"/> <input type="checkbox"/> <input type="checkbox"/> <input type="checkbox"/> <input type="checkbox"/> <input type="checkbox"/>	<input type="checkbox"/> <input type="checkbox"/> <input type="checkbox"/> <input type="checkbox"/> <input type="checkbox"/> <input type="checkbox"/> <input type="checkbox"/>	<input type="checkbox"/> <input type="checkbox"/> <input type="checkbox"/> <input type="checkbox"/> <input type="checkbox"/> <input type="checkbox"/> <input type="checkbox"/>	<input type="checkbox"/> <input type="checkbox"/> <input type="checkbox"/> <input type="checkbox"/> <input type="checkbox"/> <input type="checkbox"/> <input type="checkbox"/>	
BA7	Did /Y0/ spend 6 months or more abroad, in hospital, in the army or another institution last year? 1 Yes 2 No	<input type="checkbox"/>	<input type="checkbox"/>	<input type="checkbox"/>	<input type="checkbox"/>	<input type="checkbox"/>	<input type="checkbox"/>	
BA4	Did /Y0/ participate in ESS between February – July 2009? 1 Yes 2 No	<input type="checkbox"/>	<input type="checkbox"/>	<input type="checkbox"/>	<input type="checkbox"/>	<input type="checkbox"/>	<input type="checkbox"/>	
BA5	4 LAST DIGITS OF THE HOUSEHOLD MEMBER'S NUMBER	<input type="checkbox"/> <input type="checkbox"/> <input type="checkbox"/> <input type="checkbox"/>	<input type="checkbox"/> <input type="checkbox"/> <input type="checkbox"/> <input type="checkbox"/>	<input type="checkbox"/> <input type="checkbox"/> <input type="checkbox"/> <input type="checkbox"/>	<input type="checkbox"/> <input type="checkbox"/> <input type="checkbox"/> <input type="checkbox"/>	<input type="checkbox"/> <input type="checkbox"/> <input type="checkbox"/> <input type="checkbox"/>	<input type="checkbox"/> <input type="checkbox"/> <input type="checkbox"/> <input type="checkbox"/>	
BA6	INTERVIEWER CHECKPOINT. DOES THE TABLE INCLUDE THE DATA ABOUT ALL HOUSEHOLD MEMBERS? 1 YES 2 NO	<input type="checkbox"/>	<input type="checkbox"/>	<input type="checkbox"/>	<input type="checkbox"/>	<input type="checkbox"/>	<input type="checkbox"/>	2→Y0 one member →YD20

SECTION YB. HOUSEHOLD RELATIONS.

Next we will ask about relations of kinship in the household to determine your household type.
THE RELATIONS HAVE TO BE ASKED BY ROWS. FIRST WRITE DOWN WHO THE SECOND PERSON IS TO THE FIRST, THEN THE THIRD PERSON TO THE FIRST, THE THIRD PERSON TO THE SECOND AND SO ON. THE DATA ENTRY PROGRAMME PROVIDES THE CORRECT NAMES FOR EACH QUESTION.



YB1	Who is /Y0 in column 2 to //Y0 in column 1?	→	1	2	3	4	5	6	7	8	9	10	11
	01 Spouse or partner	1	■	■	■	■	■	■	■	■	■	■	■
	02 Child (incl. adopted)	2		■	■	■	■	■	■	■	■	■	■
	03 Foster child (incl. partner's or spouse's child who is not a biological child)	3			■	■	■	■	■	■	■	■	■
	04 Parent	4				■	■	■	■	■	■	■	■
	05 Foster parent (incl. for partner's/spouse's child who is not a biological child)	5					■	■	■	■	■	■	■
	06 Grandparent (incl. their Partner who is not a biological grandparent)	6						■	■	■	■	■	■
	07 Grandchild (incl. Adopted or a spouse's/partner's grandchild who is not a biological grandchild)	7							■	■	■	■	■
	08 Daughter/son-in-law (incl. (foster) child's spouse or partner)	8								■	■	■	■
	09 Mother/father-in-law (incl. spouse's/partner's (foster) parent)	9									■	■	■
	12 Sister/brother (incl. step sister/brother)	10										■	■
	10 Other relative or non-relative	11											■
		12											

SECTION YC. DEMOGRAPHIC DATA

Next we will ask about the demographic data of your household.

YD20	What is the main language spoken in your home?
YD20n	1 Estonian
YD20k	2 Russian
	3 OTHER. WRITE..... _ _ _

YX1	Column number	01	02	03	04	05	06	
YC1	What is the ethnic nationality of /Y0/?	_	_	_	_	_	_	
YC1n	1 Estonian	
YC1k	2 Russian	
	3 Other [RECORD]	_ _ _	_ _ _	_ _ _	_ _ _	_ _ _	_ _ _	
YC2	Indicate the citizenship of /Y0/.	_	_	_	_	_	_	
YC2n	1 Estonian	
YC2k	2 Russian	
	3 Other [RECORD]	_ _ _	_ _ _	_ _ _	_ _ _	_ _ _	_ _ _	
	9 Unspecified							
B07a	Indicate the second citizenship of /Y0/.	_	_	_	_	_	_	
	6 OTHER [RECORD]	
	7 There is no other	_ _ _	_ _ _	_ _ _	_ _ _	_ _ _	_ _ _	

YC3 YC3k	Indicate the country of birth of /Y0/. CHECKPOINT: IF YA2 YEAR BETWEEN 1920-1945 AN ADDITIONAL TEXT APPEARS: SPECIFY IF PERSON WAS BORN IN PETSERI COUNTY OR THE AREA BEHIND RIVER NARVA IN THE FORMER TERRITORIES OF THE ESTONIAN REPUBLIC THAT NO LONGER BELONG TO ESTONIA. IF YES, WRITE THE FORMER ESTONIAN TERRITORY OF PETSERIMAA OR THE AREAS BEHIND RIVER NARVA. _ _ _ _ _ _ _ _ _ _ _ _ _ _ _ _ _ _	 Estonia → BA5X
B05 A B	From which year has /Y0/ lived in Estonia? Year IF FROM 2010 OR 2011 THEN ASK Month	_ _ _ _	_ _ _ _	_ _ _ _	_ _ _ _	_ _ _ _	_ _ _ _	
BA5X	INTERVIEWER CHECKPOINT. DOES THE PERSON BELOW TO A NEW HOUSEHOLD? 1 YES 2 NO	_	_	_	_	_	_	2 → B08
BA5A	INTERVIEWER CHECKPOINT. WAS THE PERSON BORN BETWEEN JULY 2008 AND JUNE 2009? 1 YES 2 NO	_	_	_	_	_	_	1→ BA8B
BA5B	INTERVIEWER CHECKPOINT. WAS THE PERSON BORN IN JULY 2009 OR LATER? 1 YES 2 NO	_	_	_	_	_	_	1→ BA8C
BA5C	INTERVIEWER CHECKPOINT. WAS THE PERSON BORN IN JULY 2010 OR LATER? 1 YES 2 NO	_	_	_	_	_	_	
BA8A	In 2008, was /Y0/ abroad, in hospital, the army or another institution for 6 months or longer? 1 Yes 2 No	_	_	_	_	_	_	
BA8B	In 2009, was /Y0/ abroad, in hospital, the army or another institution for 6 months or longer? 1 Yes 2 No	_	_	_	_	_	_	

BA8C	In 2010, was /Y0/ abroad, in hospital, the army or another institution for 6 months or longer? 1 Yes 2 No	<input type="checkbox"/>	<input type="checkbox"/>	<input type="checkbox"/>	<input type="checkbox"/>	<input type="checkbox"/>	<input type="checkbox"/>	
B08	Does /Y0/ currently live... 1 with his or her household 2 temporarily separately 3 alone?	<input type="checkbox"/>	<input type="checkbox"/>	<input type="checkbox"/>	<input type="checkbox"/>	<input type="checkbox"/>	<input type="checkbox"/>	1 → B10 3 → B10
B09 ☀	Why is /Y0/ living separately? Is the reason... 1 Studies 2 Work 3 Military service 4 Hospitalisation 5 Imprisonment? 6 OTHER [RECORD]	<input type="checkbox"/>	<input type="checkbox"/>	<input type="checkbox"/>	<input type="checkbox"/>	<input type="checkbox"/>	<input type="checkbox"/>	
B10	DOES THE TABLE INCLUDE THE DATA ABOUT ALL HOUSEHOLD MEMBERS? 1 YES 2 NO	<input type="checkbox"/>	<input type="checkbox"/>	<input type="checkbox"/>	<input type="checkbox"/>	<input type="checkbox"/>	<input type="checkbox"/>	1→B11 2→YC1

The following questions refer to the children of Your household.

B11	Are there any 0-14-year-old children in Your household? 1 YES 2 NO → BK1						
B12	The current age of the child	<input type="checkbox"/> <input type="checkbox"/> <input type="checkbox"/>	<input type="checkbox"/> <input type="checkbox"/> <input type="checkbox"/>	<input type="checkbox"/> <input type="checkbox"/> <input type="checkbox"/>	<input type="checkbox"/> <input type="checkbox"/> <input type="checkbox"/>	<input type="checkbox"/> <input type="checkbox"/> <input type="checkbox"/>	
BX3	WRITE THE COLUMN NUMBER OF THE QUESTION YX1	<input type="checkbox"/> <input type="checkbox"/> <input type="checkbox"/>	<input type="checkbox"/> <input type="checkbox"/> <input type="checkbox"/>	<input type="checkbox"/> <input type="checkbox"/> <input type="checkbox"/>	<input type="checkbox"/> <input type="checkbox"/> <input type="checkbox"/>	<input type="checkbox"/> <input type="checkbox"/> <input type="checkbox"/>	
	Child's first name	
B13 A	Looking at a typical week of the schoolyear, does the child attend a hobby group (baby schools, sports clubs, art clubs, music school etc)? 1 YES Number of hours per week in all hobby groups 2 NO	<input type="checkbox"/> <input type="checkbox"/> <input type="checkbox"/> hours	<input type="checkbox"/> <input type="checkbox"/> <input type="checkbox"/> hours	<input type="checkbox"/> <input type="checkbox"/> <input type="checkbox"/> hours	<input type="checkbox"/> <input type="checkbox"/> <input type="checkbox"/> hours	<input type="checkbox"/> <input type="checkbox"/> <input type="checkbox"/> hours	1 → B15

B14 ☀	Why doesn't the child attend a hobby group? 1 We can't afford it 2 There are no hobby groups near the dwelling 3 The child does not want to go anywhere 4 The child does not have the time 5 The child is too small 6 the queue is too long/ no vacancies 8 you do not consider it important for the child to attend a hobby group? 8 OTHER [RECORD]	<input type="text"/>	<input type="text"/>	<input type="text"/>	<input type="text"/>	<input type="text"/>	
BX4	INTERVIEWER CHECKPOINT: IF THE CHILD WAS BORN IN 2011, CONTINUE WITH QUESTION B17						
B15	Does the child attend school or school for children with special needs? 1 YES 2 NO	<input type="text"/>	<input type="text"/>	<input type="text"/>	<input type="text"/>	<input type="text"/>	² → B16
B15a	On an average school week, how many hours does the child spend in class?	<input type="text"/> hours	<input type="text"/> hours	<input type="text"/> hours	<input type="text"/> hours	<input type="text"/> hours	
BL1	Does the child attend a long day or remedial group at school? 1 YES	<input type="text"/>	<input type="text"/>	<input type="text"/>	<input type="text"/>	<input type="text"/>	→ BL5
A	Number of hours in a usual week 2 NO	<input type="text"/> hours	<input type="text"/> hours	<input type="text"/> hours	<input type="text"/> hours	<input type="text"/> hours	
B16	Does the child attend kindergarten, a crèche, preparatory courses for children of pre-school age or a pre-school? 1 YES	<input type="text"/>	<input type="text"/>	<input type="text"/>	<input type="text"/>	<input type="text"/>	² → B17
A	Number of hours in a usual week 2 NO	<input type="text"/> hours	<input type="text"/> hours	<input type="text"/> hours	<input type="text"/> hours	<input type="text"/> hours	
BL3	Does the child attend some other day care centre which provides care as well as supervision? 1 YES	<input type="text"/>	<input type="text"/>	<input type="text"/>	<input type="text"/>	<input type="text"/>	
A	Number of hours in a usual week 2 NO	<input type="text"/> hours	<input type="text"/> hours	<input type="text"/> hours	<input type="text"/> hours	<input type="text"/> hours	
BL5	How many hours in a usual week of the school-year is the child looked after by...	<input type="text"/>	<input type="text"/>	<input type="text"/>	<input type="text"/>	<input type="text"/>	→ BX5
A	... relatives, acquaintances, neighbours etc free of charge;	<input type="text"/> hours	<input type="text"/> hours	<input type="text"/> hours	<input type="text"/> hours	<input type="text"/> hours	
B	... a hired nanny? [WRITE 00 IF YOU DO NOT USE THE LISTED OPTION]	<input type="text"/> hours	<input type="text"/> hours	<input type="text"/> hours	<input type="text"/> hours	<input type="text"/> hours	

B17	How many hours in a usual week of the school-year is the child looked after by...						
A	... relatives, acquaintances, neighbours etc free of charge;	 hours	 hours	 hours	 hours	 hours	
B	... a hired nanny	 hours	 hours	 hours	 hours	 hours	
D	... staff of a day care centre? [WRITE 00 IF YOU DO NOT USE THE LISTED OPTION]	 hours	 hours	 hours	 hours	 hours	
BX5	INTERVIEWER CHECKPOINT: IS THE CHILD 7 OR YOUNGER ON THE DAY OF THE INTERVIEW? YES → BL6 NO → B18						
BL6	How many hours in a usual work-week is the child at home without adult supervision (on his/her own)?	 hours	 hours	 hours	 hours	 hours	
B18	INTERVIEWER CHECKPOINT. DOES THE TABLE INCLUDE DATA ABOUT ALL 0-14-YEAR-OLD CHILDREN? 1 YES 2 NO						2 → B12

B19	Does Your household have to pay for child care? <i>NB! Only monetary payments should be taken into account.</i> 1 YES 2 NO → BK1
B20	Please specify the total amount Your household spends on child care in a month? <i>NB! The total amount spent on all children should be taken into account.</i>
B20v	Do you prefer to say it in euros or kroons? <div style="display: flex; justify-content: space-around; align-items: flex-end;"> <div> EUR EEK 1 2 </div> <div> Amount per month </div> </div>

The following questions refer to guests who spent at least three months in Your household. FOR DEFINITION SEE PAGE 3.


BK1	Did someone who did not belong to the household spend at least three months in the household in the previous calendar year (i.e. were there guests)? 1 YES 2 NO → C00A						
↓	Reference number of the guest	1	2	3	4	5	6
BK2	First name
BK3	What is the gender of ...? 1 MALE 2 FEMALE						
BK4	Indicate the date of birth of ...						
A	Day						
B	Month						
C	Year						
BK5	Indicate the number of months ... was in the household in the previous calendar year. Number of months						

BK6 ☀	Indicate the main social status of ... in the previous calendar year. He or she was 1 at work 2 unemployed 3 in retirement or in early retirement 4 homemaker, conscript, pupil, student incapacitated for work, other inactive?	<input type="checkbox"/>	<input type="checkbox"/>	<input type="checkbox"/>	<input type="checkbox"/>	<input type="checkbox"/>	<input type="checkbox"/>	
BK7	Where there more guests? 1 YES 2 NO	<input type="checkbox"/>	<input type="checkbox"/>	<input type="checkbox"/>	<input type="checkbox"/>	<input type="checkbox"/>	<input type="checkbox"/>	1 → BK2 2 → C00A

SECTION C. LIVING CONDITIONS

The following questions concern the principal dwelling of Your household. Please answer the following questions.



C00A	INTERVIEWER CHECKPOINT. IS THIS A NEW OR SPLIT-OFF HOUSEHOLD (BX>1)? 1 YES → YD4 2 NO
C00B	INTERVIEWER CHECKPOINT. HAS THE HOUSEHOLD CHANGED THEIR DWELLING COMPARED TO LAST YEAR (THERE IS AN ADDRESS SPECIFICATION IN THE PROTOCOL)? 1 YES 2 NO → YD6
YD4 ☀	In what type of building is the dwelling of Your household? <i>Your dwelling is the space where you spend most of your free time, incl. sleeping time.</i> 1 One-family dwelling, farm house 2 Two-family dwelling 3 Terraced house 4 Apartment or room in a residential building with fewer than 10 dwellings 5 Apartment or room in a residential building with more than 10 dwellings 6 Hostel 7 OTHER [RECORD].....
YD5	When was the house built? <i>If you don't know exactly, give an approximate estimate.</i> <input type="text"/> <input type="text"/> <input type="text"/> <input type="text"/> <input type="text"/> <input type="text"/>
YD6	How many rooms belong to Your household? <input type="text"/> <input type="text"/> <input type="text"/>
YD6A	Is there a at least 4 square metres large separated kitchen in Your dwelling, which You did not count as a room, but which is used by Your household also for other purposes as coocing e.g. eating. 1 YES 2 NO
YD7	What is the living area in Your household's use in square metres? To find the useful area add up the area of the dwelling's rooms, kitchen and internal utility rooms. <input type="text"/> <input type="text"/> <input type="text"/> <input type="text"/> <input type="text"/> <input type="text"/>
YD9	Is your dwelling... 1 connected to a central network of sewers 3 lacking a sewage treatment facility. 2 part of a local sewage disposal
YD10	Does your dwelling have cold running water? 1 Yes 2 No
YD11	Does your dwelling have hot running water? 1 Yes 2 No
YD12 ☀	What kind of a toilet is there in Your dwelling? IF SEVERAL OPTIONS APPLY, MARK THE ONE WITH THE SMALLEST REFERENCE NUMBER. 1 There is a flushing toilet in the dwelling 4 The toilet is outside 2 The flushing toilet is in shared use 5 There is no toilet 3 There is a non-flushing toilet inside the house
YD13	What kind of washing facilities are there in Your dwelling? IF SEVERAL OPTIONS APPLY, MARK THE ONE WITH THE SMALLEST REFERENCE NUMBER. 1 There is a separate bath or shower in the dwelling 2 The bath or shower is used by several households 3 It is not possible to use a bath or shower in the dwelling
YD14	Does You household have... 1 a separate sauna 2 a sauna used by several households 3 no sauna?


YD15	What kind of heating facilities is the dwelling furnished with?		
		Yes	No
A	Central heating?	1	2
B	Local heating?	1	2
C	Stove heating?	1	2
D	Electric heating?	1	2
E	Other?	1	2
YD15m	Specify.		
C07	Do you have any of the following problems with your dwelling / accommodation?		
		YES	NO
	1 A leaking roof	1	2
	2 Damp walls, floor or basement	1	2
	3 Rotten window frames or floor	1	2
	4 Too dark, not enough light	1	2
YD8 	What is the condition of your dwelling?		
	1 the dwelling is new or recently renovated		
	2 the dwelling is in good condition		
	3 the dwelling has some shortcomings		
	4 the dwelling has considerable and important shortcomings		
C08	Do you have the following problems related to the place where you live? Do you have problems with		
		YES, it is a problem	YES, but it is not a problem
A	1 ...noise from neighbouring apartments or outside (traffic, business, factory, etc)	1	2
B	2 pollution, grime or other environmental problems like smoke, dust, unpleasant smells and/or polluted water.	1	2
C10	Do you have any of the following problems related to the place where you live: Crime, violence and vandalism in the local area? 1 YES 2 NO		
C15	Please estimate the access of your household in terms of physical and technical access, distance and opening hours to the following services. Are postal or banking services accessible...		
	1 with great difficulty	4 very easily?	
	2 with some difficulty	5 THE SERVICE IS NOT USED	
	3 easily		


SECTION D. ECONOMIC WELFARE

I will now ask You a few questions about the economic welfare and livelihood of Your household.

YD1	Who is the owner of Your dwelling?		
	1 Dwelling belongs to our household (member of the household) → DV2		
	2 Dwelling belongs to some other private owner (private person or a company)		
	3 Dwelling belongs to state/local authority		
DV3	Does the employer provide you this dwelling?		
	1 YES		
	2 NO		
YD3	Is your rent agreement with the owner in writing or oral?		
	1 In writing 2 Oral		
YD2	Under what conditions do You use this dwelling?		
	1 Rent at market price		
	2 Rent below market price		
	3 Use it free of charge? → DV2		
DV1	Name the household member(s) in whose name the lease of the household's dwelling is.		
	<i>If the lease is in the name of one member, write 00 instead of the second member's number.</i>		
A	Member's column number (YX1)	_ _	
B	Member's column number (YX1)	_ _	
D02	How much do You pay for rent monthly on average? <i>Rent is the amount paid to the owner of the dwelling but excluding payments for public utilities and service charges.</i>		
D02v	Do you prefer to say it in euros or kroons?		
	EUR	EEK	Average monthly rent per month
	1	2	_ _ _ _

D22A	Has the household been in arrears, i.e. has been unable to pay rent on time due to financial difficulties, in the last twelve months? 1 Yes, once 2 Yes, two times or more 3 No → D03
DV2	Name the household member(s) that the dwelling belongs to or to whom it is given to use free of charge. <i>If the dwelling belongs to or is given only to one member for use, write 00 instead of the second member's number.</i>
A	Member's column number (YX1)
B	Member's column number (YX1)
D03	Did You receive the subsistence benefit in the previous calendar year? 1 YES
A	Total amount received in the previous calendar year kroons 2 NO
D08a	Does Your household have a home loan, housing loan or some other loan on real estate guarantee? 1 YES 2 NO → DV4
D08f	Was the loan taken for your main dwelling, another dwelling or expenses unrelated to any dwelling? 1 for the dwelling you currently reside in 2 for another dwelling → DV4 3 for expenses unrelated to any dwelling? → DV4
D22B	Has the household been in arrears, i.e. has been unable to pay on time due to financial difficulties, in the last twelve months for this loan? 1 Yes, once 3 No 2 Yes, two times or more
D08g	What is this loan taken for? 1 Only to buy or build the dwelling 2 To buy and refurbish the dwelling 3 Only to refurbish the dwelling → DV4
D08h	Did You make repayments for this loan during the previous year? 1 YES → D08b 2 NO
D08d 	Please indicate what is Your loan contract's ... Do you prefer to say it in euros or kroons? EUR EEK amount
B	loan amount 1 2
E	the total amount of repayment a month 1 2
A	year of conclusion
C	term of loan years
D	the current yearly interest rate of the loan %
	CONTINUE → DV4
D08b 	Please indicate what is Your loan contract's ...
A	year of conclusion
B	loan amount kroons
C	term of loan years
D	the current yearly interest rate of the loan %
E	the total amount of repayments in the previous calendar year kroons



DV4 	Please assess the amount Your household pays each month for the following services. <i>Only payments made in relation to the main dwelling should be recorded. If the household does not need to pay for a given service, mark 0!</i>			
DV4v A B C D E F G H		EUR	EEK	amount
	Water and sewage disposal	1	2	_ _ _ _
	Central heating	1	2	_ _ _ _
	Electricity	1	2	_ _ _ _
	Gas	1	2	_ _ _ _
	Garbage removal	1	2	_ _ _ _
	Insurance payment for house or apartment	1	2	_ _ _ _
	Costs related to maintenance and regular repairs	1	2	_ _ _ _
	Firewood, briquette or other heating material	1	2	_ _ _ _
Other costs related to dwelling	1	2	_ _ _ _	
[RECORD].....				
D22C	Has the household been in arrears, i.e. has been unable to pay on time due to financial difficulties, in the last twelve months, for the utility bills (heating, electricity, gas, water, etc.) for the main dwelling? 1 Yes once 2 Yes, two times or more 3 No			
D05	Please think about the utilities and rent or mortgage interest payments of Your dwelling. To what extent are these expenditures on Your dwelling a financial burden on Your household? Do they... 1 Burden you a lot 2 Burden you to a certain extent 3 Do not burden you at all.			
D07 A B C D E	Does Your household need to make the following repayments?			
		YES	NO	
	Repayments of a student loan or an education loan	1	2	
	Repayments of a small loan, an instant loan or an SMS loan	1	2	
	Monthly credit card repayments	1	2	
	Repayments for a leasing or hire purchase	1	2	
	Repayments for some other loan [RECORD].....	1	2	
IF D07A-E=2 CONTINUE → YD16				
D08	To what extent are these repayments of loans, leases and/or credit card repayments a financial burden on Your household? Do they... 1 a heavy burden 2 a slight burden 3 not a burden at all			
D22D	Has the household been in arrears, i.e. has been unable to pay on time due to financial difficulties, in the last twelve months for this loan or leasing? 1 Yes, once 2 Yes, two times or more 3 No			





YD16		Please indicate in the case of each consumer durable whether it is in Your household's use. It makes no difference whether You own or rent it or whether Your household can use it free of charge. Does your household have a...					
		Yes		No→ Can you not afford it or is there another reason?			
		Yes	How many?		Can not afford it	There is another reason	
A	...Telephone?	1		2→	1	2	
B	...Cellular phone?	1	→	<input type="checkbox"/> <input type="checkbox"/> <input type="checkbox"/>	2→	1	2
C	...Colour TV?	1	→	<input type="checkbox"/> <input type="checkbox"/> <input type="checkbox"/>	2→	1	2
D	...Internet at home?	1		2→	1	2	
E	...Washing machine?	1		2→	1	2	
F	...Car?	1	→	<input type="checkbox"/> <input type="checkbox"/> <input type="checkbox"/>	2→	1	2
G	...Personal computer/laptop?	1	→	<input type="checkbox"/> <input type="checkbox"/> <input type="checkbox"/>	2→	1	2
H	...DVD system or VCR (incl. integrated with a TV)?	1		2→	1	2	
I	...fridge or freezer?	1		2→	1	2	
J	...dishwasher?	1		2→	1	2	





Now we will talk in more detail about the income of Your household.

D09	Did You or any of the members of Your household receive income from renting a property (e.g. a building, residential building, apartment, room or land) in the previous calendar year? <i>Please indicate the profit deducting payments for utilities, service charges and property management expenses.</i> 1 YES 2 NO → D10
D09a	Would it be easier for You to indicate Your rental income ... 1 including the taxes charged on the income (gross) or 2 as the amount You received (net)? → D09c
D09b	Indicate the gross income received from renting. Income before taxation <input type="text"/> <input type="text"/> <input type="text"/> <input type="text"/> <input type="text"/> <input type="text"/> <input type="text"/> <input type="text"/> <input type="text"/> <input type="text"/> kroons → D10
D09c	Indicate the net income received from renting. Income after taxation <input type="text"/> <input type="text"/> <input type="text"/> <input type="text"/> <input type="text"/> <input type="text"/> <input type="text"/> <input type="text"/> <input type="text"/> <input type="text"/> kroons
D10	Did You or any of the members of Your household pay land tax or any other payments for property in the previous calendar year? <i>Do not take land tax associated with self-employment into account.</i> 1 YES 2 NO
A	Total amount paid in the previous calendar year <input type="text"/> <input type="text"/> <input type="text"/> <input type="text"/> <input type="text"/> <input type="text"/> <input type="text"/> <input type="text"/> <input type="text"/> <input type="text"/> kroons
D11	Did You or any of the members of Your household receive child benefits or any other benefits connected with children or family or pregnancy or maternity benefits in the previous calendar year? 1 YES 2 NO→ D12 IF THERE ARE UNDER 20-YEAR-OLD MEMBERS IN THE HOUSEHOLD (SEE YA2 – YEAR: BORN IN 1991 AND LATER), THEN DEFINITELY DOUBLE-CHECK.

D11	In the previous calendar year did anyone from your household receive....	Yes	No
		Net amount received	
		The previous year	
F	... child allowance?	1	_____ kroons 2
D	... pregnancy and maternity leave allowances?	1	_____ kroons 2
H	... childbirth allowance (5000 kroons)?	1	_____ kroons 2
B	... parental benefit (parental wages)?	1	_____ kroons 2
I	... child care allowance?	1	_____ kroons 2
J	... single parent allowance (300 kroons a month)?	1	_____ kroons 2
K	... conscript's child allowance (750 kroons a month)?	1	_____ kroons 2
L	... allowance for a parent of seven or more children (2640 kroons a month)?	1	_____ kroons 2
M	... local municipality allowances?	1	_____ kroons 2
N	... adoption allowance (5000 kroons)?	1	_____ 2
E	... adoption benefit (2,3x previous year's wages for Parent who worked before adopting)?	1	_____ kroons 2
O	... allowance for child under guardianship (3000 kroons a month)?	1	_____ kroons 2
Pallowance for an orphan (6000 kroons)	1	_____ kroons 2
D11U	INTERVIEWER CHECKPOINT. IF D11F – D11P WAS AT LEAST ONCE “DON’T KNOW” OR “DECLINES” → D11V, OTHERWISE CONTINUE D12.		
D12	Did You or any of the members of Your household receive financial support from nongovernmental organisations or institutions (churches, foundations, private enterprises, etc.) in the previous calendar year?		
	1 YES		
A	Total amount received in the previous calendar year	_____ kroons	
B	Specify wherefrom and what kind.....		
	2 NO		
D13	Did You or any of the members of Your household receive support in kind from nongovernmental organisations or institutions (churches, foundations, funds, private enterprises, etc.) in the previous calendar year?		
	1 YES		
A	Approximate value of the aid received in the previous year	_____ kroons	
B	Specify from whom and on what purpose.....		
	2 NO		

D15	Did You or any of the members of Your household provide aid in kind to someone from another household (e.g. baby carriage given to relatives, etc.) in the previous calendar year?	
A	1 YES	
B	Approximate value of the aid provided in the previous year	_ _ _ _ kroons
	Specify to whom and what kind.....	
	2 NO	
DA2	Did You or somebody from Your household receive regular maintenance support (alimony) from a former spouse? <i>NB! Single presents, for example, for Christmas or on birthdays should not be taken into account here.</i>	
A	1 YES	
	Total amount paid in the previous calendar year	_ _ _ _ kroons
	2 NO	
DA2B	Was the income tax deducted from the alimony?	
	1 YES	
	2 NO	
D16	Did You or any of the members of Your household receive other regular payments (excl. alimony and income from rent) from someone from another household in the previous calendar year? <i>NB! Single presents, for example, for Christmas or on birthdays should not be taken into account here.</i>	
A	1 YES	
B	Total amount received in the previous calendar year	_ _ _ _ kroons
	Specify from whom and on what purpose.....	
	2 NO	
D17	Were You or any of the members of Your household provided aid in kind by someone from another household (e.g., baby carriage received from relatives, etc.) in the previous calendar year?	
A	1 YES	
B	Approximate value of the aid received in the previous year	_ _ _ _ kroons
	Specify wherefrom and what kind.....	
	2 NO	
DA3	Did you or anyone in your household receive state alimony for a child whose other parent did not fulfil their obligation to support the child?	
A	1 Yes	
	Total amount received in the previous calendar year	_ _ _ _ kroons
	2 No	
D18	INTERVIEWER CHECKPOINT. ARE THERE 14-YEAR-OLD OR YOUNGER CHILDREN IN THE HOUSEHOLD?	
	1 YES 2 NO → D20	
D19	Did any of the 14-year-old or younger children receive income from wage labour in the previous calendar year?	
A	1 YES	
	Net amount received in the previous calendar year	_ _ _ _ kroons
	2 NO	
D19b	Did any of the 14-year-old or younger children receive some other type of income in the previous calendar year? <i>NB! Not to take into account alimonies paid to children and other regular and one time payments from other households.</i>	
A	1 YES	
B	Net amount received in the previous calendar year	_ _ _ _ kroons
	Type of income [RECORD]	
	2 NO	
D20	Should the need arise, could Your household afford the following?	
	Can your household afford to	YES NO
	1 to pay for a week's annual holiday for the whole household, away from home?	1 2
	2 to pay, for a meal with meat, chicken, fish (or vegetarian equivalent) every second day?	1 2
	3 to keep home adequately warm?	1 2
D21	Can your household afford an unexpected required expense 300 euros and pay through its own resources?	
D	1 Without outside help 2 Maybe with outside help 3 Would not be able to, it's impossible	
YD17	A household may have various sources of income and many household members may have earnings. Thinking of the total income in your household does your household make ends meet...	
	1 with great difficulties 4 quite easily	
	2 with difficulties 5 easily	
	3 with some difficulties 6 very easily	

F02 	Please estimate whether and how much Your household grew / produced various products last year.				
		YES, CAN	YES, BUT CANNOT		
		NO	ESTIMATE AMOUNT	Amount	ESTIMATE AMOUNT
A	Milk	1	2	_ _ _ litres	3 →
B	Eggs	1	2	_ _ _ pieces	3 →
C	Potatoes	1	2	_ _ _ kg	3 →
D	Pork	1	2	_ _ _ kg	3 →
E	Beef or mutton	1	2	_ _ _ kg	3 →
F	Apples or pears	1	2	_ _ _ kg	3 →
G	Cabbage or cauliflower	1	2	_ _ _ kg	3 →
H	Tomatoes	1	2	_ _ _ kg	3 →
I	Cucumber	1	2	_ _ _ kg	3 →
J	Pumpkins	1	2	_ _ _ kg	3 →
K	Beets or turnips	1	2	_ _ _ kg	3 →
L	Carrots	1	2	_ _ _ kg	3 →
M	Plums, cherries or other fruits	1	2	_ _ _ kg	3 →
N	Poultry	1	2	_ _ _ kg	3 →
O	Strawberries, currants or other berries	1	2	_ _ _ kg	3 →
P	Honey	1	2	_ _ _ kg	3 →
R	Onions	1	2	_ _ _ kg	3 →
S	Other vegetables	1	2	_ _ _ kg	3 →
T	Other greens	1	2	_ _ _ kg	3 →
U	Something else [RECORD].....	1	2	_ _ _ kg	3 →
F03 	Did Your household pick wild berries or mushrooms for own consumption last year? If yes, then please estimate how many kilograms of wild berries or mushrooms Your household picked for own consumption last year.				
		YES, CAN	YES, BUT CANNOT		
		NO	ESTIMATE AMOUNT	Amount	ESTIMATE AMOUNT
A	Wild berries	1	2	_ _ _ kg	3 →
B	Mushrooms	1	2	_ _ _ kg	3 →
F04 	Did Your household catch fish for own consumption last year? If yes, then please estimate how many kilograms of fish Your household caught for own consumption last year.				
		YES, CAN	YES, BUT CANNOT		
		NO	ESTIMATE AMOUNT	Amount	ESTIMATE AMOUNT
	Fish	1	2	_ _ _ kg	3 →
F05 	Did Your household hunt for own consumption last year? If yes, then please estimate how many kilograms of meat Your household gained this way for own consumption last year.				
		YES, CAN	YES, BUT CANNOT		
		NO	ESTIMATE AMOUNT	Amount	ESTIMATE AMOUNT
	Meat	1	2	_ _ _ kg	3 →

F02					
					
A	Milk	Less than 300 litres 1	300-599 litres 2	600-800 litres 3	More than 800 litres 4
B	Eggs (pieces)	Less than 100 pieces/kg 1	100–199 pieces/kg 2	200–300 pieces/kg 3	More than 300 pieces/kg 4
C	Potatoes (kg)	1	2	3	4
D	Pork	Less than 40 kg 1	40–74 kg 2	75–100 kg 3	More than 100 kg 4
E	Beef or mutton	1	2	3	4
F	Apples or pears	Less than 20 kg 1	20–49 kg 2	50–70 kg 3	More than 70 kg 4
G	Cabbage or cauliflower	Less than 10 kg 1	10–19 kg 2	20–30 kg 3	More than 30 kg 4
H	Tomatoes	1	2	3	4
I	Cucumber	1	2	3	4
J	Pumpkin	Less than 10 kg 1	10–14 kg 2	15–20 kg 3	More than 20 kg 4
K	Beets and turnips	1	2	3	4
L	Carrots	1	2	3	4
M	Plums, cherries or other fruits	Less than 5 kg 1	5–9 kg 2	10–15 kg 3	More than 15 kg 4
N	Poultry	1	2	3	4
O	Strawberries, currants, other berries	1	2	3	4
P	Honey	1	2	3	4
R	Onions	1	2	3	4
S	Other vegetables	Less than 2 kg 1	2–4 kg 2	5–10 kg 3	More than 10 kg 4
T	Other greens	1	2	3	4
U	Something else	1	2	3	4
F03					
					
A	Wild berries	Less than 5 kg 1	5–9 kg 2	10–15 kg 3	More than 15 kg 4
B	Mushrooms	1	2	3	4
F04					
					
	Fish	Less than 5 kg 1	5–9 kg 2	10–20 kg 3	More than 20 kg 4
F05					
					
	Meat	Less than 20 kg 1	20–24 kg 2	25–40 kg 3	More than 40 kg 4

SECTION E. PLANNED CHANGE OF RESIDENCE

E0	INTERVIEWER CHECKPOINT. IS THE HOUSEHOLD IN THE SURVEY FOR THE LAST YEAR (HOUSEHOLD NUMBER STARTS WITH 5)? 1 YES → THE END OF THE HOUSEHOLD QUESTIONNAIRE, PART OF THE INTERVIEWER 2 NO
-----------	--

One of the aims of the Social Survey is to follow the changes that take place in the income and living conditions of households. For this reason, we would like to interview you again next year. To be able to find your household again the next year, I will now ask a few questions about your plans to move.

E1	Is Your household planning to change residence during the following year? 3 YES 4 NO → THE END OF THE HOUSEHOLD QUESTIONNAIRE, PART OF THE INTERVIEWER 5 I DON'T KNOW → E3
E2	Do You know where exactly You plan to settle next? A 1 I DON'T KNOW → E3 2 YES B Street/farm C House number _ _ _ D Flat number _ _ _ E Settlement..... F Township..... G County..... → THE END OF THE HOUSEHOLD QUESTIONNAIRE, INTERVIEWER'S SECTION
E3	Could You give us a contact whom it would be possible to receive information from regarding Your household's contacts should need be? 1 YES A Name..... B Contact telephone _ _ _ _ _ _ _ _ _ C Street/farm D House number _ _ _ E Flat number _ _ _ F Settlement..... G Township..... H County..... 2 I DON'T KNOW

INTERVIEWER'S SECTION (CONTINUATION)

A05	END TIME OF INTERVIEW	IN CASE OF INTERRUPTION, END TIME OF CONTINUATION
A	_ _ HOUR	_ _ HOUR
B	_ _ MINUTES	_ _ MINUTES
A06	LANGUAGE OF INTERVIEW 1 ESTONIAN 2 RUSSIAN	
A07	WHO ELSE WAS PRESENT AT THE INTERVIEW? [NOTE ALL PERSONS]	
A	1 NOBODY	
B	2 CHILDREN UNDER 6 YEARS	
C	3 CHILDREN AGED 6 AND OLDER	
D	4 SPOUSE (PARTNER)	
E	5 OTHER RELATIVES	
F	6 OTHER ADULTS (NON-RELATIVES)	
A08	WHAT IS THE NUMBER OF THE RESPONDENT WHO MAINLY ANSWERED THE QUESTIONS? COLUMN NUMBER _ _	
A09	THE INTERVIEW WENT... 1 VERY WELL 2 WELL 3 SATISFACTORILY 4 WITH DIFFICULTIES [EXPLAIN UNDER A16] 5 WITH GREAT DIFFICULTIES [EXPLAIN UNDER A16]	
A10	HOW WAS THE QUESTIONNAIRE FILLED? 1 FACE-TO-FACE INTERVIEW 2 TELEPHONE INTERVIEW 3 SELF-ADMINISTERED QUESTIONNAIRE 4 OTHER [RECORD]	
A16	COMMENTS ABOUT THE INTERVIEW [WRITE ABOUT ALL DISTURBING FACTORS]	
A17	INITIAL STATUS OF QUESTIONNAIRE <i>Filled only in laptop!</i> 1 – INCOMPLETE 2 – ENTERED 3 – TO BE SPECIFIED 4 – COMPLETED	
A18	FINAL STATUS OF QUESTIONNAIRE <i>Filled only in laptop!</i> 1 – SENT 2 – UNSENT	